

Connect Modular Lounge Order Check List:



Specify:

- 1. Model Number
- 2. Wood Finish
- 3. Laminate Color Selection (Stand up Surface)
- 4. Surface Corners (Stand up Surface) - Square (S), no upcharge or Rounded (R) models with straight or curved backs add \$52 list or models with corner backs add \$98 list
- 5. Fabric Selection
 - A. Seat - Vendor, Pattern and Color
 - B. Back - Vendor, Pattern and Color
 - C. Arm(s) - Vendor, Pattern and Color
 - D. Headrest - Vendor, Pattern and Color
- 6. Metal Leg Color - Black Sandtex (BSX), Pewter (PEW), Soft Nickel (SNK) or Stardust Silver (STS)
- 7. Optional Wood Back Rail - available on any unit with two arms, specify and add \$202 list
- 8. Optional Power Center - Flush Mount (EC22) - Black (B) or White (W); add \$613 list each and indicate left or right arm, end table, center console, linking table or unit with stand up surface
- 9. Arm Cap - Wood (M) or Black 3D Laminate (B3L) on W models.
- 10. Optional Drink Holder (DH):
 - one drink holder available per arm; add \$126 list each and indicate left or right arm
 - end tables, console or linking tables available with two drink holders; add \$252 list
- 11. Optional Tablet Arm - indicate left (TBL) or right arm (TBR); essentials veneer add \$697 list, artisan veneer add \$726
- 12. Optional Rubber Cushion Nylon Glides - no upcharge
- 13. Product Options

Example:

CTL1304UR (model #)	BAR (finish)	ALB (stand up surface laminate)	MOMENTUM (fabric vendor)	VOX (pattern name)	MYSTIC (pattern color)	STS (metal leg color)
-------------------------------	------------------------	--	------------------------------------	------------------------------	----------------------------------	---------------------------------

1. Model Number

2. Wood Finish

ESS Essentials Veneer

BRK Brickdust*	MIN Mineral*
CSK Cask*	MCH Mocha*
CLY Clay*	OBK Outback*
FAW Fawn*	PIL Pilsner*
FLX Flax	SIE Sienna
FLN Flint*	TRF Truffle
LOF Loft*	UMB Umber*
MES Mesa*	VAL Valley*

ART Artisan Veneer

BAR Barrel	RAV Raven
BUF Buff	RYE Rye
CND Cinder	SAB Sable
EGR Egret*	SAD Saddle

* finishes have coordinating laminate top option

3. Laminate Color Selection (Stand up Surface):

HPL Wood Grain Pattern Laminates

BEL Belair	MIN Mineral
BRK Brickdust	MCH Mocha
CSK Cask	OBK Outback
CLY Clay	PIL Pilsner
EGR Egret	PIN Pinnacle Walnut
FAW Fawn	UMB Umber
FLN Flint	VAL Valley
FLO Florence Walnut	WLH Walnut Heights
LOF Loft	WEA Weathered Ash
MES Mesa	

HPL Solid Laminates

ALB Alabaster	SHD Shadow
BLK Black	SLG Slate Grey
BBL Bridal Blanco	ZEN Zen Grey
DWH Designer White	

4. Surface Corners (Stand up Surface):

- S** Square (standard)
- R** Rounded, models with straight or curved backs add \$52 list, Models with corner backs add \$98 list

Connect Modular Lounge Order Check List (cont.):

5. Fabric Selection - Please supply the following: Fabric vendor/Pattern name/Pattern color

[For a complete list of JSI Standard and Graded-In Textiles click here](#)

Contrasting Upholstery - Units can be specified with a contrasting upholstery feature. When this feature is desired the unit will be priced based on the higher grade fabric selected for the seat, back, arm(s) and headrest.

When specifying contrasting upholstery, indicate clearly which upholstery to be applied to the seat, back, arms and headrest.



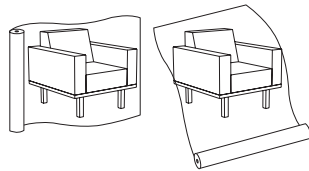
- Indicate direction of fabric - Railroaded or Up the Roll
- Please provide illustration, if available

All COM orders must include the following:

- Vendor's name, pattern name and color
- Sample of the fabric attached to order
- Model numbers of items for fabric application
- Special application instructions (e.g., all stripes will be applied front to back unless specified otherwise)
- Customer and purchase order number

Ship prepaid COM material to:
JSI
Attn: COM Department
201 East Martin Street
Receiving B, Dock 71
Orleans, IN 47452

Application of fabric:
Railroaded Up the Roll



All COM orders will ship at standard lead time from receipt of COM except for orders requiring special custom matched finishes.

6. Metal Leg Color:

Available in Black Sandtex (BSX), Pewter (PEW), Soft Nickel (SNK) or Stardust Silver (STS) powdercoat.

7. Wood Back Rail



For added elegance Connect Low Back units with two arms may be specified with the Wood Back Rail option. The 6" tall wood back rail enhances the back detail as you approach the units from the rear making this a nice feature for "freestanding" applications. This option reduces the back depth by 1 1/8". The back rail will be in the same finish color as the rest of the unit. Specify Wood Back Rail and add \$202 list per unit.

8. Power Center - Flush Mount:

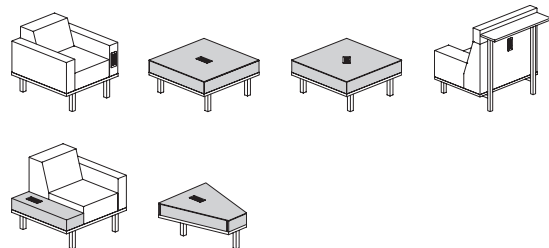


Units with arms, end table, console, linking table or stand up surface can be specified with the Power Center Flush Mount option featuring two waterproof 110 outlets and one dual USB port. Power is connected to the building supply with a 10' long standard three prong cord. Access and storage of excess power cords is provided in the base of the arm or console. Power Center is not available on Corner Seats or Corner Tables.

Power Center (EC22):

- Left or right arm with one Power Center per arm mounted vertically in the front; add \$613 list each, indicate left or right arm (as seated)
- End, console, straight or wedge linking table with one Power Center mounted front to back in top; add \$613 list each
- Single seat unit with a stand up surface and one Power Center located 7 1/4" under the surface and centered in the back; add \$613 list
- Two seat units with a stand up surface and two Power Centers located 7 1/4" under the surface and centered in each back; add \$1,226 list
- Three seat units with a stand up surface and two Power Centers located 7 1/4" under the surface and centered in the back of the left and right backs; add \$1,226 list

NOTE: Power Center color, Black (B) or White (W) must be specified.



Power Center (EC21) - Under Mount:

This accessory item featuring one 110 volt power receptacle and one dual USB port mounts to the underside of units. See page CT66 for additional information.



Connect Modular Lounge Order Check List (cont.):

10. Drink Holder



Units with an arm, end table, console or linking table can be specified with the drink holder option. The drink holder features a plastic base with rubber coaster and a metal trim cap.

Drink Holder (DH):

- Left or right arm with **one** drink holder per arm; add \$126 list each and indicate left or right arm as seated)
- End table, console or linking table with **two** drink holders; add \$252 list

NOTE: Metal trim cap color will match the Metal Leg Color. Drink holder cannot be ordered on an arm with a tablet arm.

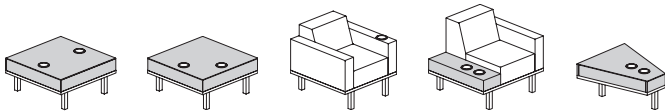
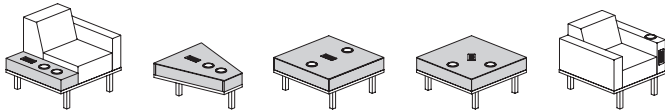



Table Power Center and Drink Holder Standard Locations:



11. Tablet Arm:



- rotating
- 10" x 18" veneer surface
- Specify Tablet Arm option left (TBL) or right (TBR) and add \$697 list for essentials veneer, \$726 for artisan veneer, for each tablet arm specified

12. Optional Rubber Cushion Nylon Glides - no upcharge

13. Product Options:

Optional Coordinating Wood Grain Laminate Surfaces:

No additional upcharge. Finishes with an asterisk (*) have a coordinating laminate available.

(For wood cap arm, tables or tablet arm)

Special Finish: \$384 list upcharge

Features:

- 20" and 30" seat widths
- four back heights available on units with a 30" seat width
- arm models with a 20" seat width have an arm width of 5"
- arm models with a 30" seat width have an arm width of 10"
- all units have a 1 1/4" wood base platform
- end table, console and linking tables are made of plywood construction with maple veneer surface
- metal legs are 1 3/4" x 1 3/4" x 8 1/4" 16 gauge steel tube with metal leveling glides

Linking Brackets:

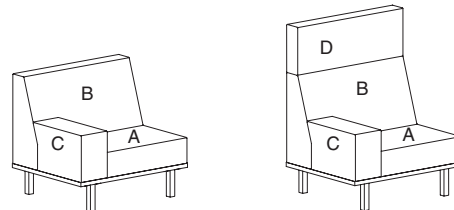


Each unit ships with two sets of link brackets; two latches and two hooks providing quick connection to form limitless configurations.

Contrasting Upholstery:



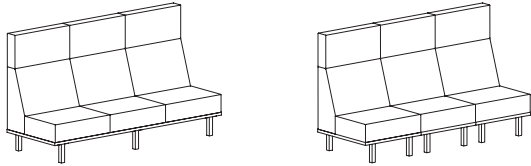
Units can be specified with a contrasting upholstery feature. When this feature is desired the unit will be priced based on the highest grade fabric selected for the seat, back, arm(s) or headrest. Specify the seat (A), back (B), arm(s) and headrest (D) fabric on your order.



Planning Section:

Modularity:

Modularity and versatility allows you to fit Connect into any footprint using large and small scale components or a mix of both. The use of wider and fewer units will diminish the number of legs in a configuration. More units shorter in width will increase the number of legs in a configuration.



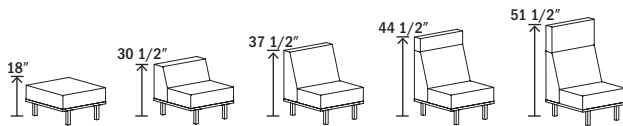
Curved Units:

Curved units in varying radius degrees are available to help aid in creating configurations with different twists and turns.

Back Heights:

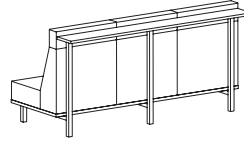
Units with a 20" seat width are available with low back height or bench style.

Units with a 30" seat width are available in bench style or four different back heights; low, mid, high and privacy. 7" and 14" headrest are included on the High and Privacy back respectively.



Complementary Components

Units with a 30" seat width and a high or privacy back are available with a 10"d stand up laminate surface with a coordinating 3mm PVC edge. These surfaces may be used as touch down spaces or to provide tiered type seating.



Laminate Color Selection for Stand Up Surface:

HPL Wood Grain Pattern Laminates

BEL	Belair	MIN	Mineral
BRK	Brickdust	MCH	Mocha
CSK	Cask	OBK	Outback
CLY	Clay	PIL	Pilsner
EGR	Egret	PIN	Pinnacle Walnut
FAW	Fawn	UMB	Umber
FLN	Flint	VAL	Valley
FLO	Florence Walnut	WLH	Walnut Heights
LOF	Loft	WEA	Weathered Ash
MES	Mesa		

HPL Solid Laminates

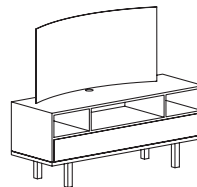
ALB	Alabaster	SHD	Shadow
BLK	Black	SLG	Slate Grey
BBL	Bridal Blanco	ZEN	Zen Grey
DWH	Designer White		

Surface Corners for Stand Up Surface:

Specify Square (S) or Rounded (R) corner and add \$52 for straight models and \$98 on corner models.

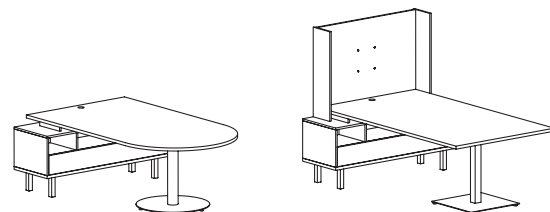
Media Cabinets

1/4"d x 50"w x 26"h straight and curved Media Cabinets with and without acrylic screens can be used for presentation and training sessions. 20" deep straight and curved media benches are available to compliment the configuration.



Media Activity Center

For meetings and presentations with an overall footprint of 60" x 72" or 60" x 84", the Media Activity Center is available with either a bullet or rectangular shaped top. These units may also be ordered with or without a back panel. The back panel feature includes a TV mount.



COM Yardage Requirements for Multiple Fabrics

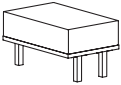
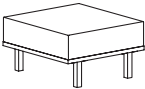
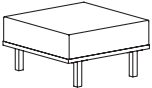
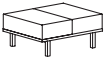
Model	Description	Seat Only COM Ydg	Back Only COM Ydg	Arm Only COM Ydg	Headrest Only COM Ydg
CTC20S1UC	Corner Seat Low Back, Center	1.00	3.00		
CTC20S1UL	Corner Seat Low Back, Left	1.00	3.00		
CTC20S1UR	Corner Seat Low Back, Right	1.00	3.00		
CTC20S2UC	Corner Seat Mid Back, Center	1.00	3.50		
CTC20S2UL	Corner Seat Mid Back, Left	1.00	3.50		
CTC20S2UR	Corner Seat Mid Back, Right	1.00	3.50		
CTC20S3UC	Corner Seat High Back, Center	1.00	3.50		1.75
CTC20S3UL	Corner Seat High Back, Left	1.00	3.50		1.75
CTC20S3UR	Corner Seat High Back, Right	1.00	3.50		1.75
CTC20S4UC	Corner Seat High Back, Center	1.00	3.50		1.75
CTC20S4UL	Corner Seat High Back, Left	1.00	3.50		1.75
CTC20S4UR	Corner Seat High Back, Right	1.00	3.50		1.75
CTC20S5UC	Corner Seat Privacy Back, Center	1.00	3.50		2.50
CTC20S5UL	Corner Seat Privacy Back, Left	1.00	3.50		2.50
CTC20S5UR	Corner Seat Privacy Back, Right	1.00	3.50		2.50
CTC20S6UC	Corner Seat Privacy Back, Center	1.00	3.50		2.50
CTC20S6UL	Corner Seat Privacy Back, Left	1.00	3.50		2.50
CTC20S6UR	Corner Seat Privacy Back, Right	1.00	3.50		2.50
CTC20T2UC	Corner Table Mid Back, Center	1.25	3.50		
CTC20T2UL	Corner Table Mid Back, Left	1.25	3.50		
CTC20T2UR	Corner Table Mid Back, Right	1.25	3.50		
CTC20T2W	Corner Table Mid Back	0.75	3.50		
CTC20T3UC	Corner Table High Back, Center	1.25	3.50		1.75
CTC20T3UL	Corner Table High Back, Left	1.25	3.50		1.75
CTC20T3UR	Corner Table High Back, Right	1.25	3.50		1.75
CTC20T3W	Corner Table High Back	0.75	3.50		1.75
CTC20T4UC	Corner Table High Back, Center	1.25	3.50		1.75
CTC20T4UL	Corner Table High Back, Left	1.25	3.50		1.75
CTC20T4UR	Corner Table High Back, Right	1.25	3.50		1.75
CTC20T4W	Corner Table High Back	0.75	3.50		1.75
CTC20T5UC	Corner Table Privacy Back, Center	1.25	3.50		2.50
CTC20T5UL	Corner Table Privacy Back, Left	1.25	3.50		2.50
CTC20T5UR	Corner Table Privacy Back, Right	1.25	3.50		2.50
CTC20T5W	Corner Table Privacy Back	0.75	3.50		2.50
CTC20T6UC	Corner Table Privacy Back, Center	1.25	3.50		2.50
CTC20T6UL	Corner Table Privacy Back, Left	1.25	3.50		2.50
CTC20T6UR	Corner Table Privacy Back, Right	1.25	3.50		2.50
CTC20T6W	Corner Table Privacy Back	0.75	3.50		2.50
CTI32121	90° Curved Seat Low Back	1.50	4.00		
CTI32122	90° Curved Seat Mid Back	1.50	4.75		
CTI32123	90° Curved Seat High Back	1.50	4.75		1.75
CTI32124	90° Curved Seat High Back	1.50	4.75		1.75
CTI32125	90° Curved Seat Privacy Back	1.50	4.75		2.75
CTI32126	90° Curved Seat Privacy Back	1.50	4.75		2.75
CTI32301	45° Curved Seat Low Back	1.50	2.50		
CTI32302	45° Curved Seat Mid Back	1.50	2.75		
CTI32303	45° Curved Seat High Back	1.50	2.75		1.50
CTI32304	45° Curved Seat High Back	1.50	2.75		1.50
CTI32305	45° Curved Seat Privacy Back	1.50	2.75		2.00
CTI32306	45° Curved Seat Privacy Back	1.50	2.75		2.00
CTI32451	45° Curved Seat Low Back	1.75	3.33		
CTI32452	45° Curved Seat Mid Back	1.75	3.75		
CTI32453	45° Curved Seat High Back	1.75	3.75		1.75
CTI32454	45° Curved Seat High Back	1.75	3.75		1.75
CTI32455	45° Curved Seat Privacy Back	1.75	3.75		2.75
CTI32456	45° Curved Seat Privacy Back	1.75	3.75		2.75
CTL1201	Single Seat Low Back	2.00	1.50		
CTL1201CL	Single Seat Low Back, Left	2.00	1.50		
CTL1201CR	Single Seat Low Back, Right	2.00	1.50		
CTL1201U2	Single Seat Low Back	2.00	1.50	3.00	
CTL1201UL	Single Seat Low Back, Left	2.00	1.50	1.50	
CTL1201ULCR	Single Seat Low Back, Left	2.00	1.50	1.50	
CTL1201UR	Single Seat Low Back, Right	2.00	1.50	1.50	
CTL1201URCL	Single Seat Low Back, Right	2.00	1.50	1.50	
CTL1201W2	Single Seat Low Back	2.00	1.50	3.00	
CTL1201WL	Single Seat Low Back, Left	2.00	1.50	1.50	
CTL1201WLCR	Single Seat Low Back, Left	2.00	1.50	1.50	

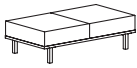
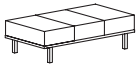
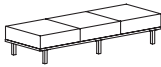
CONNECT

Model	Description	Seat Only COM Ydg	Back Only COM Ydg	Arm Only COM Ydg	Headrest Only COM Ydg
CTL1201WR	Single Seat Low Back, Right	2.00	1.50	1.50	
CTL1201WRCL	Single Seat Low Back, Right	2.00	1.50	1.50	
CTL1301	Single Seat Low Back	2.00	1.50		
CTL1301CL	Single Seat Low Back, Left	2.00	1.50		
CTL1301CR	Single Seat Low Back, Right	2.00	1.50		
CTL1301U2	Single Seat Low Back	2.00	1.50	3.00	
CTL1301UL	Single Seat Low Back, Left	2.00	1.50	1.50	
CTL1301ULCR	Single Seat Low Back, Left	2.00	1.50	1.50	
CTL1301UR	Single Seat Low Back, Right	2.00	1.50	1.50	
CTL1301URCL	Single Seat Low Back, Right	2.00	1.50	1.50	
CTL1301W2	Single Seat Low Back	2.00	1.50	3.00	
CTL1301WL	Single Seat Low Back, Left	2.00	1.50	1.50	
CTL1301WLCR	Single Seat Low Back, Left	2.00	1.50	1.50	
CTL1301WR	Single Seat Low Back, Right	2.00	1.50	1.50	
CTL1301WRCL	Single Seat Low Back, Right	2.00	1.50	1.50	
CTL1302	Single Seat Mid Back	2.00	1.75		
CTL1302UL	Single Seat Mid Back, Left	2.00	1.75	1.50	
CTL1302UR	Single Seat Mid Back, Right	2.00	1.75	1.50	
CTL1302WL	Single Seat Mid Back, Left	2.00	1.75	1.50	
CTL1302WR	Single Seat Mid Back, Right	2.00	1.75	1.50	
CTL1303	Single Seat High Back	2.00	1.75		0.75
CTL1303UL	Single Seat High Back, Left	2.00	1.75	1.50	0.75
CTL1303UR	Single Seat High Back, Right	2.00	1.75	1.50	0.75
CTL1303WL	Single Seat High Back, Left	2.00	1.75	1.50	0.75
CTL1303WR	Single Seat High Back, Right	2.00	1.75	1.50	0.75
CTL1304	Single Seat High Back	2.00	1.75		0.75
CTL1304UL	Single Seat High Back, Left	2.00	1.75	1.50	0.75
CTL1304UR	Single Seat High Back, Right	2.00	1.75	1.50	0.75
CTL1304WL	Single Seat High Back, Left	2.00	1.75	1.50	0.75
CTL1304WR	Single Seat High Back, Right	2.00	1.75	1.50	0.75
CTL1305	Single Seat Privacy Back	2.00	1.75		1.25
CTL1305UL	Single Seat Privacy Back, Left	2.00	1.75	1.50	1.25
CTL1305UR	Single Seat Privacy Back, Right	2.00	1.75	1.50	1.25
CTL1305WL	Single Seat Privacy Back, Left	2.00	1.75	1.50	1.25
CTL1305WR	Single Seat Privacy Back, Right	2.00	1.75	1.50	1.25
CTL1306	Single Seat Privacy Back	2.00	1.75		1.25
CTL1306UL	Single Seat Privacy Back, Left	2.00	1.75	1.50	1.25
CTL1306UR	Single Seat Privacy Back, Right	2.00	1.75	1.50	1.25
CTL1306WL	Single Seat Privacy Back, Left	2.00	1.75	1.50	1.25
CTL1306WR	Single Seat Privacy Back, Right	2.00	1.75	1.50	1.25
CTL2201	Two Seat Low Back	4.00	3.00		
CTL2201U2	Two Seat Low Back	4.00	3.00	3.00	
CTL2201U2CC	Two Seat Low Back	4.00	3.00	3.00	
CTL2201W2	Two Seat Low Back	4.00	3.00	3.00	
CTL2201W2CC	Two Seat Low Back	4.00	3.00	3.00	
CTL2301	Two Seat Low Back	4.00	3.00		
CTL2301U2	Two Seat Low Back	4.00	3.00	3.00	
CTL2301U2CC	Two Seat Low Back	4.00	3.00	3.00	
CTL2301UL	Two Seat Low Back, Left	4.00	3.00	1.50	
CTL2301UR	Two Seat Low Back, Right	4.00	3.00	1.50	
CTL2301W2	Two Seat Low Back	4.00	3.00	3.00	
CTL2301W2CC	Two Seat Low Back	4.00	3.00	3.00	
CTL2301WL	Two Seat Low Back, Left	4.00	3.00	1.50	
CTL2301WR	Two Seat Low Back, Right	4.00	3.00	1.50	
CTL2302	Two Seat Mid Back	4.00	3.50		
CTL2302UL	Two Seat Mid Back, Left	4.00	3.50	1.50	
CTL2302UR	Two Seat Mid Back, Right	4.00	3.50	1.50	
CTL2302WL	Two Seat Mid Back, Left	4.00	3.50	1.50	
CTL2302WR	Two Seat Mid Back, Right	4.00	3.50	1.50	
CTL2303	Two Seat High Back	4.00	3.50		1.50
CTL2303UL	Two Seat High Back, Left	4.00	3.50	1.50	1.50
CTL2303UR	Two Seat High Back, Right	4.00	3.50	1.50	1.50
CTL2303WL	Two Seat High Back, Left	4.00	3.50	1.50	1.50
CTL2303WR	Two Seat High Back, Right	4.00	3.50	1.50	1.50
CTL2304	Two Seat High Back	4.00	3.50		1.50
CTL2304UL	Two Seat High Back, Left	4.00	3.50	1.50	1.50
CTL2304UR	Two Seat High Back, Right	4.00	3.50	1.50	1.50
CTL2304WL	Two Seat High Back, Left	4.00	3.50	1.50	1.50
CTL2304WR	Two Seat High Back, Right	4.00	3.50	1.50	1.50
CTL2305	Two Seat Privacy Back	4.00	3.50		2.50

Model	Description	Seat Only COM Ydg	Back Only COM Ydg	Arm Only COM Ydg	Headrest Only COM Ydg
CTL2305UL	Two Seat Privacy Back, Left	4.00	3.50	1.50	2.50
CTL2305UR	Two Seat Privacy Back, Right	4.00	3.50	1.50	2.50
CTL2305WL	Two Seat Privacy Back, Left	4.00	3.50	1.50	2.50
CTL2305WR	Two Seat Privacy Back, Right	4.00	3.50	1.50	2.50
CTL2306	Two Seat Privacy Back	4.00	3.50		2.50
CTL2306UL	Two Seat Privacy Back, Left	4.00	3.50	1.50	2.50
CTL2306UR	Two Seat Privacy Back, Right	4.00	3.50	1.50	2.50
CTL2306WL	Two Seat Privacy Back, Left	4.00	3.50	1.50	2.50
CTL2306WR	Two Seat Privacy Back, Right	4.00	3.50	1.50	2.50
CTL3201	Three Seat Low Back	6.00	4.50		
CTL3201U2	Three Seat Low Back	6.00	4.50	3.00	
CTL3201W2	Three Seat Low Back	6.00	4.50	3.00	
CTL3301	Three Seat Low Back	6.00	4.50		
CTL3302	Three Seat Mid Back	6.00	5.25		
CTL3303	Three Seat High Back	6.00	5.25		2.25
CTL3304	Three Seat High Back	6.00	5.25		2.25
CTL3305	Three Seat Privacy Back	6.00	5.25		3.75
CTL3306	Three Seat Privacy Back	6.00	5.25		3.75
CTL4201	Four Seat Low Back	8.00	6.00		
CTL4201U2	Four Seat Low Back	8.00	6.00	3.00	
CTL4201W2	Four Seat Low Back	8.00	6.00	3.00	
CT032121	90° Curved Seat Low Back	2.25	1.50		
CT032122	90° Curved Seat Mid Back	2.25	2.00		
CT032123	90° Curved Seat High Back	2.25	2.00		0.75
CT032125	90° Curved Seat Privacy Back	2.25	2.00		1.00
CT032301	45° Curved Seat Low Back	1.50	1.50		
CT032302	45° Curved Seat Mid Back	1.50	1.75		
CT032303	45° Curved Seat High Back	1.50	1.75		0.75
CT032304	45° Curved Seat High Back	1.50	1.75		0.75
CT032305	45° Curved Seat Privacy Back	1.50	1.75		1.00
CT032306	45° Curved Seat Privacy Back	1.50	1.75		1.00
CT032451	45° Curved Seat Low Back	2.00	2.00		
CT032452	45° Curved Seat Mid Back	2.00	2.50		
CT032453	45° Curved Seat High Back	2.00	2.50		1.00
CT032454	45° Curved Seat High Back	2.00	2.50		1.00
CT032455	45° Curved Seat Privacy Back	2.00	2.50		1.50
CT032456	45° Curved Seat Privacy Back	2.00	2.50		1.50

CONNECT

Description	① Model	Specifications	List Price Per Grade																																						
Single Seat Bench 	CTL1200 · 20" seat width · recommended for modular configuration only · artisan veneer available; specify and add \$135 list	<table border="1"> <thead> <tr> <th>Dimensions</th> <th>D</th> <th>W</th> <th>H</th> </tr> </thead> <tbody> <tr> <td>Overall</td> <td>32</td> <td>20</td> <td>18</td> </tr> <tr> <td>Seat</td> <td>32</td> <td>20</td> <td>18</td> </tr> </tbody> </table>	Dimensions	D	W	H	Overall	32	20	18	Seat	32	20	18	<table border="1"> <thead> <tr> <th>COM</th> <th>\$1,600</th> </tr> </thead> <tbody> <tr><td>A</td><td>\$1,619</td></tr> <tr><td>B</td><td>\$1,656</td></tr> <tr><td>COL/C</td><td>\$1,720</td></tr> <tr><td>D</td><td>\$1,802</td></tr> <tr><td>E</td><td>\$1,872</td></tr> <tr><td>F</td><td>\$1,995</td></tr> <tr><td>G</td><td>\$2,126</td></tr> <tr><td>H</td><td>\$2,238</td></tr> <tr><td>I</td><td>\$2,439</td></tr> <tr><td>J</td><td>\$2,677</td></tr> <tr><td>L1</td><td>\$2,300</td></tr> <tr><td>L2</td><td>\$2,494</td></tr> </tbody> </table>	COM	\$1,600	A	\$1,619	B	\$1,656	COL/C	\$1,720	D	\$1,802	E	\$1,872	F	\$1,995	G	\$2,126	H	\$2,238	I	\$2,439	J	\$2,677	L1	\$2,300	L2	\$2,494
		Dimensions	D	W	H																																				
Overall	32	20	18																																						
Seat	32	20	18																																						
COM	\$1,600																																								
A	\$1,619																																								
B	\$1,656																																								
COL/C	\$1,720																																								
D	\$1,802																																								
E	\$1,872																																								
F	\$1,995																																								
G	\$2,126																																								
H	\$2,238																																								
I	\$2,439																																								
J	\$2,677																																								
L1	\$2,300																																								
L2	\$2,494																																								
		<table border="1"> <thead> <tr> <th>Upholstery</th> <th colspan="3">Shipping</th> </tr> </thead> <tbody> <tr> <td>COM Ydg</td> <td>2 ¼</td> <td>Ctn Wt</td> <td>55</td> </tr> <tr> <td>COL Sq Ft</td> <td>52</td> <td>Cu Ft</td> <td>7</td> </tr> </tbody> </table>	Upholstery	Shipping			COM Ydg	2 ¼	Ctn Wt	55	COL Sq Ft	52	Cu Ft	7																											
Upholstery	Shipping																																								
COM Ydg	2 ¼	Ctn Wt	55																																						
COL Sq Ft	52	Cu Ft	7																																						
Single Seat Bench 	CTL1300 · 30" seat width · artisan veneer available; specify and add \$135 list	<table border="1"> <thead> <tr> <th>Dimensions</th> <th>D</th> <th>W</th> <th>H</th> </tr> </thead> <tbody> <tr> <td>Overall</td> <td>32</td> <td>30</td> <td>18</td> </tr> <tr> <td>Seat</td> <td>32</td> <td>30</td> <td>18</td> </tr> </tbody> </table>	Dimensions	D	W	H	Overall	32	30	18	Seat	32	30	18	<table border="1"> <thead> <tr> <th>COM</th> <th>\$1,616</th> </tr> </thead> <tbody> <tr><td>A</td><td>\$1,635</td></tr> <tr><td>B</td><td>\$1,672</td></tr> <tr><td>COL/C</td><td>\$1,736</td></tr> <tr><td>D</td><td>\$1,818</td></tr> <tr><td>E</td><td>\$1,888</td></tr> <tr><td>F</td><td>\$2,011</td></tr> <tr><td>G</td><td>\$2,142</td></tr> <tr><td>H</td><td>\$2,254</td></tr> <tr><td>I</td><td>\$2,455</td></tr> <tr><td>J</td><td>\$2,693</td></tr> <tr><td>L1</td><td>\$2,316</td></tr> <tr><td>L2</td><td>\$2,510</td></tr> </tbody> </table>	COM	\$1,616	A	\$1,635	B	\$1,672	COL/C	\$1,736	D	\$1,818	E	\$1,888	F	\$2,011	G	\$2,142	H	\$2,254	I	\$2,455	J	\$2,693	L1	\$2,316	L2	\$2,510
		Dimensions	D	W	H																																				
Overall	32	30	18																																						
Seat	32	30	18																																						
COM	\$1,616																																								
A	\$1,635																																								
B	\$1,672																																								
COL/C	\$1,736																																								
D	\$1,818																																								
E	\$1,888																																								
F	\$2,011																																								
G	\$2,142																																								
H	\$2,254																																								
I	\$2,455																																								
J	\$2,693																																								
L1	\$2,316																																								
L2	\$2,510																																								
		<table border="1"> <thead> <tr> <th>Upholstery</th> <th colspan="3">Shipping</th> </tr> </thead> <tbody> <tr> <td>COM Ydg</td> <td>2 ¼</td> <td>Ctn Wt</td> <td>58</td> </tr> <tr> <td>COL Sq Ft</td> <td>52</td> <td>Cu Ft</td> <td>10</td> </tr> </tbody> </table>	Upholstery	Shipping			COM Ydg	2 ¼	Ctn Wt	58	COL Sq Ft	52	Cu Ft	10																											
Upholstery	Shipping																																								
COM Ydg	2 ¼	Ctn Wt	58																																						
COL Sq Ft	52	Cu Ft	10																																						
Single Seat Bench 	CTS320 · 32" seat width · attaches to lounge, bench or other linking units to form a 90° shaped connection · artisan veneer available; specify and add \$135 list	<table border="1"> <thead> <tr> <th>Dimensions</th> <th>D</th> <th>W</th> <th>H</th> </tr> </thead> <tbody> <tr> <td>Overall</td> <td>32</td> <td>32</td> <td>18</td> </tr> <tr> <td>Seat</td> <td>32</td> <td>32</td> <td>18</td> </tr> </tbody> </table>	Dimensions	D	W	H	Overall	32	32	18	Seat	32	32	18	<table border="1"> <thead> <tr> <th>COM</th> <th>\$1,875</th> </tr> </thead> <tbody> <tr><td>A</td><td>\$1,894</td></tr> <tr><td>B</td><td>\$1,931</td></tr> <tr><td>COL/C</td><td>\$1,995</td></tr> <tr><td>D</td><td>\$2,077</td></tr> <tr><td>E</td><td>\$2,147</td></tr> <tr><td>F</td><td>\$2,270</td></tr> <tr><td>G</td><td>\$2,401</td></tr> <tr><td>H</td><td>\$2,513</td></tr> <tr><td>I</td><td>\$2,714</td></tr> <tr><td>J</td><td>\$2,952</td></tr> <tr><td>L1</td><td>\$2,575</td></tr> <tr><td>L2</td><td>\$2,769</td></tr> </tbody> </table>	COM	\$1,875	A	\$1,894	B	\$1,931	COL/C	\$1,995	D	\$2,077	E	\$2,147	F	\$2,270	G	\$2,401	H	\$2,513	I	\$2,714	J	\$2,952	L1	\$2,575	L2	\$2,769
		Dimensions	D	W	H																																				
Overall	32	32	18																																						
Seat	32	32	18																																						
COM	\$1,875																																								
A	\$1,894																																								
B	\$1,931																																								
COL/C	\$1,995																																								
D	\$2,077																																								
E	\$2,147																																								
F	\$2,270																																								
G	\$2,401																																								
H	\$2,513																																								
I	\$2,714																																								
J	\$2,952																																								
L1	\$2,575																																								
L2	\$2,769																																								
		<table border="1"> <thead> <tr> <th>Upholstery</th> <th colspan="3">Shipping</th> </tr> </thead> <tbody> <tr> <td>COM Ydg</td> <td>2 ¼</td> <td>Ctn Wt</td> <td>73</td> </tr> <tr> <td>COL Sq Ft</td> <td>52</td> <td>Cu Ft</td> <td>10</td> </tr> </tbody> </table>	Upholstery	Shipping			COM Ydg	2 ¼	Ctn Wt	73	COL Sq Ft	52	Cu Ft	10																											
Upholstery	Shipping																																								
COM Ydg	2 ¼	Ctn Wt	73																																						
COL Sq Ft	52	Cu Ft	10																																						
Two Seat Bench 	CTL2200 · 20" individual seat width · artisan veneer available; specify and add \$135 list	<table border="1"> <thead> <tr> <th>Dimensions</th> <th>D</th> <th>W</th> <th>H</th> </tr> </thead> <tbody> <tr> <td>Overall</td> <td>32</td> <td>40</td> <td>18</td> </tr> <tr> <td>Seat</td> <td>32</td> <td>40</td> <td>18</td> </tr> </tbody> </table>	Dimensions	D	W	H	Overall	32	40	18	Seat	32	40	18	<table border="1"> <thead> <tr> <th>COM</th> <th>\$2,869</th> </tr> </thead> <tbody> <tr><td>A</td><td>\$2,906</td></tr> <tr><td>B</td><td>\$2,980</td></tr> <tr><td>COL/C</td><td>\$3,108</td></tr> <tr><td>D</td><td>\$3,272</td></tr> <tr><td>E</td><td>\$3,412</td></tr> <tr><td>F</td><td>\$3,658</td></tr> <tr><td>G</td><td>\$3,920</td></tr> <tr><td>H</td><td>\$4,145</td></tr> <tr><td>I</td><td>\$4,547</td></tr> <tr><td>J</td><td>\$5,023</td></tr> <tr><td>L1</td><td>\$4,253</td></tr> <tr><td>L2</td><td>\$4,638</td></tr> </tbody> </table>	COM	\$2,869	A	\$2,906	B	\$2,980	COL/C	\$3,108	D	\$3,272	E	\$3,412	F	\$3,658	G	\$3,920	H	\$4,145	I	\$4,547	J	\$5,023	L1	\$4,253	L2	\$4,638
		Dimensions	D	W	H																																				
Overall	32	40	18																																						
Seat	32	40	18																																						
COM	\$2,869																																								
A	\$2,906																																								
B	\$2,980																																								
COL/C	\$3,108																																								
D	\$3,272																																								
E	\$3,412																																								
F	\$3,658																																								
G	\$3,920																																								
H	\$4,145																																								
I	\$4,547																																								
J	\$5,023																																								
L1	\$4,253																																								
L2	\$4,638																																								
		<table border="1"> <thead> <tr> <th>Upholstery</th> <th colspan="3">Shipping</th> </tr> </thead> <tbody> <tr> <td>COM Ydg</td> <td>4 ½</td> <td>Ctn Wt</td> <td>79</td> </tr> <tr> <td>COL Sq Ft</td> <td>104</td> <td>Cu Ft</td> <td>13</td> </tr> </tbody> </table>	Upholstery	Shipping			COM Ydg	4 ½	Ctn Wt	79	COL Sq Ft	104	Cu Ft	13																											
Upholstery	Shipping																																								
COM Ydg	4 ½	Ctn Wt	79																																						
COL Sq Ft	104	Cu Ft	13																																						

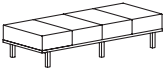
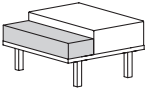
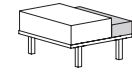
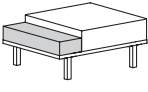

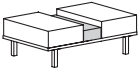
Description	1 Model	Specifications	List Price Per Grade																																						
Two Seat Bench 	CTL2300 · 30" individual seat width · artisan veneer available; specify and add \$135 list	<table border="1"> <thead> <tr> <th>Dimensions</th> <th>D</th> <th>W</th> <th>H</th> </tr> </thead> <tbody> <tr> <td>Overall</td> <td>32</td> <td>60</td> <td>18</td> </tr> <tr> <td>Seat</td> <td>32</td> <td>60</td> <td>18</td> </tr> </tbody> </table>	Dimensions	D	W	H	Overall	32	60	18	Seat	32	60	18	<table border="1"> <tbody> <tr> <td>COM</td> <td>\$2,900</td> </tr> <tr> <td>A</td> <td>\$2,937</td> </tr> <tr> <td>B</td> <td>\$3,011</td> </tr> <tr> <td>COL/C</td> <td>\$3,139</td> </tr> <tr> <td>D</td> <td>\$3,303</td> </tr> <tr> <td>E</td> <td>\$3,443</td> </tr> <tr> <td>F</td> <td>\$3,689</td> </tr> <tr> <td>G</td> <td>\$3,951</td> </tr> <tr> <td>H</td> <td>\$4,176</td> </tr> <tr> <td>I</td> <td>\$4,578</td> </tr> <tr> <td>J</td> <td>\$5,054</td> </tr> <tr> <td>L1</td> <td>\$4,284</td> </tr> <tr> <td>L2</td> <td>\$4,669</td> </tr> </tbody> </table>	COM	\$2,900	A	\$2,937	B	\$3,011	COL/C	\$3,139	D	\$3,303	E	\$3,443	F	\$3,689	G	\$3,951	H	\$4,176	I	\$4,578	J	\$5,054	L1	\$4,284	L2	\$4,669
		Dimensions	D	W	H																																				
Overall	32	60	18																																						
Seat	32	60	18																																						
COM	\$2,900																																								
A	\$2,937																																								
B	\$3,011																																								
COL/C	\$3,139																																								
D	\$3,303																																								
E	\$3,443																																								
F	\$3,689																																								
G	\$3,951																																								
H	\$4,176																																								
I	\$4,578																																								
J	\$5,054																																								
L1	\$4,284																																								
L2	\$4,669																																								
		<table border="1"> <thead> <tr> <th>Upholstery</th> <th colspan="3">Shipping</th> </tr> </thead> <tbody> <tr> <td>COM Ydg</td> <td>4 1/2</td> <td>Ctn Wt</td> <td>100</td> </tr> <tr> <td>COL Sq Ft</td> <td>104</td> <td>Cu Ft</td> <td>19</td> </tr> </tbody> </table>	Upholstery	Shipping			COM Ydg	4 1/2	Ctn Wt	100	COL Sq Ft	104	Cu Ft	19																											
Upholstery	Shipping																																								
COM Ydg	4 1/2	Ctn Wt	100																																						
COL Sq Ft	104	Cu Ft	19																																						
Three Seat Bench 	CTL3200 · 20" individual seat width · artisan veneer available; specify and add \$135 list	<table border="1"> <thead> <tr> <th>Dimensions</th> <th>D</th> <th>W</th> <th>H</th> </tr> </thead> <tbody> <tr> <td>Overall</td> <td>32</td> <td>60</td> <td>18</td> </tr> <tr> <td>Seat</td> <td>32</td> <td>60</td> <td>18</td> </tr> </tbody> </table>	Dimensions	D	W	H	Overall	32	60	18	Seat	32	60	18	<table border="1"> <tbody> <tr> <td>COM</td> <td>\$4,139</td> </tr> <tr> <td>A</td> <td>\$4,195</td> </tr> <tr> <td>B</td> <td>\$4,305</td> </tr> <tr> <td>COL/C</td> <td>\$4,497</td> </tr> <tr> <td>D</td> <td>\$4,744</td> </tr> <tr> <td>E</td> <td>\$4,954</td> </tr> <tr> <td>F</td> <td>\$5,322</td> </tr> <tr> <td>G</td> <td>\$5,716</td> </tr> <tr> <td>H</td> <td>\$6,053</td> </tr> <tr> <td>I</td> <td>\$6,656</td> </tr> <tr> <td>J</td> <td>\$7,370</td> </tr> <tr> <td>L1</td> <td>\$6,222</td> </tr> <tr> <td>L2</td> <td>\$6,802</td> </tr> </tbody> </table>	COM	\$4,139	A	\$4,195	B	\$4,305	COL/C	\$4,497	D	\$4,744	E	\$4,954	F	\$5,322	G	\$5,716	H	\$6,053	I	\$6,656	J	\$7,370	L1	\$6,222	L2	\$6,802
		Dimensions	D	W	H																																				
Overall	32	60	18																																						
Seat	32	60	18																																						
COM	\$4,139																																								
A	\$4,195																																								
B	\$4,305																																								
COL/C	\$4,497																																								
D	\$4,744																																								
E	\$4,954																																								
F	\$5,322																																								
G	\$5,716																																								
H	\$6,053																																								
I	\$6,656																																								
J	\$7,370																																								
L1	\$6,222																																								
L2	\$6,802																																								
		<table border="1"> <thead> <tr> <th>Upholstery</th> <th colspan="3">Shipping</th> </tr> </thead> <tbody> <tr> <td>COM Ydg</td> <td>6 3/4</td> <td>Ctn Wt</td> <td>113</td> </tr> <tr> <td>COL Sq Ft</td> <td>156</td> <td>Cu Ft</td> <td>19</td> </tr> </tbody> </table>	Upholstery	Shipping			COM Ydg	6 3/4	Ctn Wt	113	COL Sq Ft	156	Cu Ft	19																											
Upholstery	Shipping																																								
COM Ydg	6 3/4	Ctn Wt	113																																						
COL Sq Ft	156	Cu Ft	19																																						
Three Seat Bench 	CTL3300 · 30" individual seat width · artisan veneer available; specify and add \$135 list	<table border="1"> <thead> <tr> <th>Dimensions</th> <th>D</th> <th>W</th> <th>H</th> </tr> </thead> <tbody> <tr> <td>Overall</td> <td>32</td> <td>90</td> <td>18</td> </tr> <tr> <td>Seat</td> <td>32</td> <td>90</td> <td>18</td> </tr> </tbody> </table>	Dimensions	D	W	H	Overall	32	90	18	Seat	32	90	18	<table border="1"> <tbody> <tr> <td>COM</td> <td>\$4,185</td> </tr> <tr> <td>A</td> <td>\$4,241</td> </tr> <tr> <td>B</td> <td>\$4,351</td> </tr> <tr> <td>COL/C</td> <td>\$4,543</td> </tr> <tr> <td>D</td> <td>\$4,790</td> </tr> <tr> <td>E</td> <td>\$5,000</td> </tr> <tr> <td>F</td> <td>\$5,368</td> </tr> <tr> <td>G</td> <td>\$5,762</td> </tr> <tr> <td>H</td> <td>\$6,099</td> </tr> <tr> <td>I</td> <td>\$6,702</td> </tr> <tr> <td>J</td> <td>\$7,416</td> </tr> <tr> <td>L1</td> <td>\$6,268</td> </tr> <tr> <td>L2</td> <td>\$6,848</td> </tr> </tbody> </table>	COM	\$4,185	A	\$4,241	B	\$4,351	COL/C	\$4,543	D	\$4,790	E	\$5,000	F	\$5,368	G	\$5,762	H	\$6,099	I	\$6,702	J	\$7,416	L1	\$6,268	L2	\$6,848
		Dimensions	D	W	H																																				
Overall	32	90	18																																						
Seat	32	90	18																																						
COM	\$4,185																																								
A	\$4,241																																								
B	\$4,351																																								
COL/C	\$4,543																																								
D	\$4,790																																								
E	\$5,000																																								
F	\$5,368																																								
G	\$5,762																																								
H	\$6,099																																								
I	\$6,702																																								
J	\$7,416																																								
L1	\$6,268																																								
L2	\$6,848																																								
		<table border="1"> <thead> <tr> <th>Upholstery</th> <th colspan="3">Shipping</th> </tr> </thead> <tbody> <tr> <td>COM Ydg</td> <td>6 3/4</td> <td>Ctn Wt</td> <td>158</td> </tr> <tr> <td>COL Sq Ft</td> <td>156</td> <td>Cu Ft</td> <td>28</td> </tr> </tbody> </table>	Upholstery	Shipping			COM Ydg	6 3/4	Ctn Wt	158	COL Sq Ft	156	Cu Ft	28																											
Upholstery	Shipping																																								
COM Ydg	6 3/4	Ctn Wt	158																																						
COL Sq Ft	156	Cu Ft	28																																						

To Order, Specify:

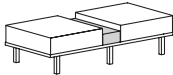
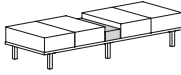

- 1 Model Number
- 2 Wood Finish [See Wood Finish Options](#)
- 3 Fabric Selection - vendor, pattern and color
 Visit www.jsifurniture.com/finishes-and-materials/textiles for our textiles program.
 See selection of standard and graded in manufacturers and patterns.
- 4 Metal Leg Color - [See Metal Leg Color Options](#)
- 5 Optional Rubber Cushion Nylon Glides - no upcharge
- 6 Product Options

Specifications

- Wood Finishes - Essentials or Artisan.
- Seat has synthetic sheet webbing with cross strap reinforcement, 4 1/4" high density polyurethane foam.
- Plywood construction with locking tenons, glue and screws.
- Linking bracket included.
- Metal legs are 16 gauge steel tube with metal leveling glides.

Description	Model	Specifications	List Price Per Grade																																						
Four Seat Bench 	CTL4200 · 20" individual seat width · artisan veneer available; specify and add \$135 list	<table border="1"> <thead> <tr> <th>Dimensions</th> <th>D</th> <th>W</th> <th>H</th> </tr> </thead> <tbody> <tr> <td>Overall</td> <td>32</td> <td>80</td> <td>18</td> </tr> <tr> <td>Seat</td> <td>32</td> <td>80</td> <td>18</td> </tr> </tbody> </table>	Dimensions	D	W	H	Overall	32	80	18	Seat	32	80	18	<table border="1"> <tbody> <tr><td>COM</td><td>\$5,091</td></tr> <tr><td>A</td><td>\$5,165</td></tr> <tr><td>B</td><td>\$5,312</td></tr> <tr><td>COL/C</td><td>\$5,568</td></tr> <tr><td>D</td><td>\$5,897</td></tr> <tr><td>E</td><td>\$6,177</td></tr> <tr><td>F</td><td>\$6,668</td></tr> <tr><td>G</td><td>\$7,193</td></tr> <tr><td>H</td><td>\$7,642</td></tr> <tr><td>I</td><td>\$8,446</td></tr> <tr><td>J</td><td>\$9,398</td></tr> <tr><td>L1</td><td>\$7,858</td></tr> <tr><td>L2</td><td>\$8,629</td></tr> </tbody> </table>	COM	\$5,091	A	\$5,165	B	\$5,312	COL/C	\$5,568	D	\$5,897	E	\$6,177	F	\$6,668	G	\$7,193	H	\$7,642	I	\$8,446	J	\$9,398	L1	\$7,858	L2	\$8,629
		Dimensions	D	W	H																																				
Overall	32	80	18																																						
Seat	32	80	18																																						
COM	\$5,091																																								
A	\$5,165																																								
B	\$5,312																																								
COL/C	\$5,568																																								
D	\$5,897																																								
E	\$6,177																																								
F	\$6,668																																								
G	\$7,193																																								
H	\$7,642																																								
I	\$8,446																																								
J	\$9,398																																								
L1	\$7,858																																								
L2	\$8,629																																								
		<table border="1"> <thead> <tr> <th>Upholstery</th> <th colspan="2">Shipping</th> </tr> </thead> <tbody> <tr> <td>COM Ydg</td> <td>9</td> <td>Ctn Wt 146</td> </tr> <tr> <td>COL Sq Ft</td> <td>207</td> <td>Cu Ft 25</td> </tr> </tbody> </table>	Upholstery	Shipping		COM Ydg	9	Ctn Wt 146	COL Sq Ft	207	Cu Ft 25																														
Upholstery	Shipping																																								
COM Ydg	9	Ctn Wt 146																																							
COL Sq Ft	207	Cu Ft 25																																							
Single Seat Bench with End Table  CTL1200CR right  CTL1200CL left	CTL1200CR CTL1200CL · 20" seat width · 10" table width · artisan veneer available; specify and add \$201 list	<table border="1"> <thead> <tr> <th>Dimensions</th> <th>D</th> <th>W</th> <th>H</th> </tr> </thead> <tbody> <tr> <td>Overall</td> <td>32</td> <td>30</td> <td>18</td> </tr> <tr> <td>Seat</td> <td>32</td> <td>20</td> <td>18</td> </tr> </tbody> </table>	Dimensions	D	W	H	Overall	32	30	18	Seat	32	20	18	<table border="1"> <tbody> <tr><td>COM</td><td>\$1,922</td></tr> <tr><td>A</td><td>\$1,941</td></tr> <tr><td>B</td><td>\$1,978</td></tr> <tr><td>COL/C</td><td>\$2,042</td></tr> <tr><td>D</td><td>\$2,124</td></tr> <tr><td>E</td><td>\$2,194</td></tr> <tr><td>F</td><td>\$2,317</td></tr> <tr><td>G</td><td>\$2,448</td></tr> <tr><td>H</td><td>\$2,560</td></tr> <tr><td>I</td><td>\$2,761</td></tr> <tr><td>J</td><td>\$2,999</td></tr> <tr><td>L1</td><td>\$2,622</td></tr> <tr><td>L2</td><td>\$2,816</td></tr> </tbody> </table>	COM	\$1,922	A	\$1,941	B	\$1,978	COL/C	\$2,042	D	\$2,124	E	\$2,194	F	\$2,317	G	\$2,448	H	\$2,560	I	\$2,761	J	\$2,999	L1	\$2,622	L2	\$2,816
		Dimensions	D	W	H																																				
Overall	32	30	18																																						
Seat	32	20	18																																						
COM	\$1,922																																								
A	\$1,941																																								
B	\$1,978																																								
COL/C	\$2,042																																								
D	\$2,124																																								
E	\$2,194																																								
F	\$2,317																																								
G	\$2,448																																								
H	\$2,560																																								
I	\$2,761																																								
J	\$2,999																																								
L1	\$2,622																																								
L2	\$2,816																																								
		<table border="1"> <thead> <tr> <th>Upholstery</th> <th colspan="2">Shipping</th> </tr> </thead> <tbody> <tr> <td>COM Ydg</td> <td>2 ¼</td> <td>Ctn Wt 75</td> </tr> <tr> <td>COL Sq Ft</td> <td>52</td> <td>Cu Ft 10</td> </tr> </tbody> </table>	Upholstery	Shipping		COM Ydg	2 ¼	Ctn Wt 75	COL Sq Ft	52	Cu Ft 10																														
Upholstery	Shipping																																								
COM Ydg	2 ¼	Ctn Wt 75																																							
COL Sq Ft	52	Cu Ft 10																																							
Single Seat Bench with End Table  CTL1300CR right  CTL1300CL left	CTL1300CR CTL1300CL · 30" seat width · 10" table width · artisan veneer available; specify and add \$201 list	<table border="1"> <thead> <tr> <th>Dimensions</th> <th>D</th> <th>W</th> <th>H</th> </tr> </thead> <tbody> <tr> <td>Overall</td> <td>32</td> <td>40</td> <td>18</td> </tr> <tr> <td>Seat</td> <td>32</td> <td>30</td> <td>18</td> </tr> </tbody> </table>	Dimensions	D	W	H	Overall	32	40	18	Seat	32	30	18	<table border="1"> <tbody> <tr><td>COM</td><td>\$2,028</td></tr> <tr><td>A</td><td>\$2,047</td></tr> <tr><td>B</td><td>\$2,084</td></tr> <tr><td>COL/C</td><td>\$2,148</td></tr> <tr><td>D</td><td>\$2,230</td></tr> <tr><td>E</td><td>\$2,300</td></tr> <tr><td>F</td><td>\$2,423</td></tr> <tr><td>G</td><td>\$2,554</td></tr> <tr><td>H</td><td>\$2,666</td></tr> <tr><td>I</td><td>\$2,867</td></tr> <tr><td>J</td><td>\$3,105</td></tr> <tr><td>L1</td><td>\$2,728</td></tr> <tr><td>L2</td><td>\$2,922</td></tr> </tbody> </table>	COM	\$2,028	A	\$2,047	B	\$2,084	COL/C	\$2,148	D	\$2,230	E	\$2,300	F	\$2,423	G	\$2,554	H	\$2,666	I	\$2,867	J	\$3,105	L1	\$2,728	L2	\$2,922
		Dimensions	D	W	H																																				
Overall	32	40	18																																						
Seat	32	30	18																																						
COM	\$2,028																																								
A	\$2,047																																								
B	\$2,084																																								
COL/C	\$2,148																																								
D	\$2,230																																								
E	\$2,300																																								
F	\$2,423																																								
G	\$2,554																																								
H	\$2,666																																								
I	\$2,867																																								
J	\$3,105																																								
L1	\$2,728																																								
L2	\$2,922																																								
		<table border="1"> <thead> <tr> <th>Upholstery</th> <th colspan="2">Shipping</th> </tr> </thead> <tbody> <tr> <td>COM Ydg</td> <td>2 ¼</td> <td>Ctn Wt 85</td> </tr> <tr> <td>COL Sq Ft</td> <td>52</td> <td>Cu Ft 13</td> </tr> </tbody> </table>	Upholstery	Shipping		COM Ydg	2 ¼	Ctn Wt 85	COL Sq Ft	52	Cu Ft 13																														
Upholstery	Shipping																																								
COM Ydg	2 ¼	Ctn Wt 85																																							
COL Sq Ft	52	Cu Ft 13																																							
Two Seat Bench with Center Console 	CTL2200CC · 20" individual seat width · 10" wide center console · artisan veneer available; specify and add \$201 list	<table border="1"> <thead> <tr> <th>Dimensions</th> <th>D</th> <th>W</th> <th>H</th> </tr> </thead> <tbody> <tr> <td>Overall</td> <td>32</td> <td>50</td> <td>18</td> </tr> <tr> <td>Seat</td> <td>32</td> <td>40</td> <td>18</td> </tr> </tbody> </table>	Dimensions	D	W	H	Overall	32	50	18	Seat	32	40	18	<table border="1"> <tbody> <tr><td>COM</td><td>\$3,057</td></tr> <tr><td>A</td><td>\$3,094</td></tr> <tr><td>B</td><td>\$3,168</td></tr> <tr><td>COL/C</td><td>\$3,296</td></tr> <tr><td>D</td><td>\$3,460</td></tr> <tr><td>E</td><td>\$3,600</td></tr> <tr><td>F</td><td>\$3,846</td></tr> <tr><td>G</td><td>\$4,108</td></tr> <tr><td>H</td><td>\$4,333</td></tr> <tr><td>I</td><td>\$4,735</td></tr> <tr><td>J</td><td>\$5,211</td></tr> <tr><td>L1</td><td>\$4,441</td></tr> <tr><td>L2</td><td>\$4,826</td></tr> </tbody> </table>	COM	\$3,057	A	\$3,094	B	\$3,168	COL/C	\$3,296	D	\$3,460	E	\$3,600	F	\$3,846	G	\$4,108	H	\$4,333	I	\$4,735	J	\$5,211	L1	\$4,441	L2	\$4,826
		Dimensions	D	W	H																																				
Overall	32	50	18																																						
Seat	32	40	18																																						
COM	\$3,057																																								
A	\$3,094																																								
B	\$3,168																																								
COL/C	\$3,296																																								
D	\$3,460																																								
E	\$3,600																																								
F	\$3,846																																								
G	\$4,108																																								
H	\$4,333																																								
I	\$4,735																																								
J	\$5,211																																								
L1	\$4,441																																								
L2	\$4,826																																								
		<table border="1"> <thead> <tr> <th>Upholstery</th> <th colspan="2">Shipping</th> </tr> </thead> <tbody> <tr> <td>COM Ydg</td> <td>4 ½</td> <td>Ctn Wt 96</td> </tr> <tr> <td>COL Sq Ft</td> <td>104</td> <td>Cu Ft 16</td> </tr> </tbody> </table>	Upholstery	Shipping		COM Ydg	4 ½	Ctn Wt 96	COL Sq Ft	104	Cu Ft 16																														
Upholstery	Shipping																																								
COM Ydg	4 ½	Ctn Wt 96																																							
COL Sq Ft	104	Cu Ft 16																																							

CONNECT


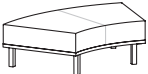
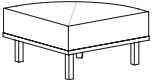
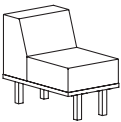
Description	1 Model	Specifications	List Price Per Grade												
Two Seat Bench with Center Console 	CTL2300CC · 30" individual seat width · 10" wide center console · artisan veneer available; specify and add \$201 list	<table border="1"> <thead> <tr> <th>Dimensions</th> <th>D</th> <th>W</th> <th>H</th> </tr> </thead> <tbody> <tr> <td>Overall</td> <td>32</td> <td>70</td> <td>18</td> </tr> <tr> <td>Seat</td> <td>32</td> <td>60</td> <td>18</td> </tr> </tbody> </table>	Dimensions	D	W	H	Overall	32	70	18	Seat	32	60	18	COM \$3,284 A \$3,321 B \$3,395 COL/C \$3,523 D \$3,687 E \$3,827 F \$4,073 G \$4,335 H \$4,560 I \$4,962 J \$5,438 L1 \$4,668 L2 \$5,053
		Dimensions	D	W	H										
Overall	32	70	18												
Seat	32	60	18												
<table border="1"> <thead> <tr> <th>Upholstery</th> <th colspan="3">Shipping</th> </tr> </thead> <tbody> <tr> <td>COM Ydg</td> <td>4 ½</td> <td>Ctn Wt</td> <td>117</td> </tr> <tr> <td>COL Sq Ft</td> <td>104</td> <td>Cu Ft</td> <td>22</td> </tr> </tbody> </table>	Upholstery	Shipping			COM Ydg	4 ½	Ctn Wt	117	COL Sq Ft	104	Cu Ft	22			
Upholstery	Shipping														
COM Ydg	4 ½	Ctn Wt	117												
COL Sq Ft	104	Cu Ft	22												
Four Seat Bench with Center Console 	CTL4200CC · 20" individual seat width · 10" wide center console · artisan veneer available; specify and add \$201 list	<table border="1"> <thead> <tr> <th>Dimensions</th> <th>D</th> <th>W</th> <th>H</th> </tr> </thead> <tbody> <tr> <td>Overall</td> <td>32</td> <td>90</td> <td>18</td> </tr> <tr> <td>Seat</td> <td>32</td> <td>80</td> <td>18</td> </tr> </tbody> </table>	Dimensions	D	W	H	Overall	32	90	18	Seat	32	80	18	COM \$5,345 A \$5,419 B \$5,566 COL/C \$5,822 D \$6,151 E \$6,431 F \$6,922 G \$7,447 H \$7,896 I \$8,700 J \$9,652 L1 \$8,112 L2 \$8,883
		Dimensions	D	W	H										
Overall	32	90	18												
Seat	32	80	18												
<table border="1"> <thead> <tr> <th>Upholstery</th> <th colspan="3">Shipping</th> </tr> </thead> <tbody> <tr> <td>COM Ydg</td> <td>9</td> <td>Ctn Wt</td> <td>163</td> </tr> <tr> <td>COL Sq Ft</td> <td>207</td> <td>Cu Ft</td> <td>28</td> </tr> </tbody> </table>	Upholstery	Shipping			COM Ydg	9	Ctn Wt	163	COL Sq Ft	207	Cu Ft	28			
Upholstery	Shipping														
COM Ydg	9	Ctn Wt	163												
COL Sq Ft	207	Cu Ft	28												
90° Curved Bench 	CTI32120 · 12" inside radius · 44" outside radius · artisan veneer available; specify and add \$135 list	<table border="1"> <thead> <tr> <th>Dimensions</th> <th>D</th> <th>W</th> <th>H</th> </tr> </thead> <tbody> <tr> <td>Overall</td> <td>32</td> <td></td> <td>18</td> </tr> <tr> <td>Seat</td> <td>32</td> <td></td> <td>18</td> </tr> </tbody> </table>	Dimensions	D	W	H	Overall	32		18	Seat	32		18	COM \$2,472 A \$2,493 B \$2,534 COL/C \$2,605 D \$2,696 E \$2,774 F \$2,910 G \$3,056 H \$3,181 I \$3,404 J \$3,669 L1 \$3,241 L2 \$3,455
		Dimensions	D	W	H										
Overall	32		18												
Seat	32		18												
<table border="1"> <thead> <tr> <th>Upholstery</th> <th colspan="3">Shipping</th> </tr> </thead> <tbody> <tr> <td>COM Ydg</td> <td>2 ½</td> <td>Ctn Wt</td> <td>65</td> </tr> <tr> <td>COL Sq Ft</td> <td>58</td> <td>Cu Ft</td> <td>23</td> </tr> </tbody> </table>	Upholstery	Shipping			COM Ydg	2 ½	Ctn Wt	65	COL Sq Ft	58	Cu Ft	23			
Upholstery	Shipping														
COM Ydg	2 ½	Ctn Wt	65												
COL Sq Ft	58	Cu Ft	23												



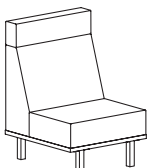
To Order, Specify:

- 1 Model Number
- 2 Wood Finish [See Wood Finish Options](#)
- 3 Fabric Selection - vendor, pattern and color
Visit www.jsifurniture.com/finishes-and-materials/textiles for our textiles program.
See selection of standard and graded in manufacturers and patterns.
- 4 Metal Leg Color - [See Metal Leg Color Options](#)
- 5 Optional Power Center - Flush Mount (EC22) - Black (B) or White (W); \$613 list each, see page CT3 for location availability
- 6 Optional Drink Holders (DH) - add \$252 list
- 7 Optional Coordinating Wood Grain Laminate Available on Table Top - no upcharge.
Finishes with an asterisk have a coordinating laminate available.
- 8 Optional Rubber Cushion Nylon Glides - no upcharge
- 9 Product Options

Specifications

- Wood Finishes - Essentials or Artisan.
- Seat has synthetic sheet webbing with cross strap reinforcement, 4 ¼" high density polyurethane foam.
- Plywood construction with locking tenons, glue and screws.
- Linking bracket included.
- Metal legs are 16 gauge steel tube with metal leveling glides.

Description	Model	Specifications	List Price Per Grade																																						
45° Curved Bench 	CTI32300 · 30" inside radius · 66" outside radius · artisan veneer available; specify and add \$135 list	<table border="1"> <thead> <tr> <th>Dimensions</th> <th>D</th> <th>W</th> <th>H</th> </tr> </thead> <tbody> <tr> <td>Overall</td> <td>32</td> <td></td> <td>18</td> </tr> <tr> <td>Seat</td> <td>32</td> <td></td> <td>18</td> </tr> </tbody> </table>	Dimensions	D	W	H	Overall	32		18	Seat	32		18	<table border="1"> <thead> <tr> <th>COM</th> <th>\$2,472</th> </tr> </thead> <tbody> <tr><td>A</td><td>\$2,489</td></tr> <tr><td>B</td><td>\$2,521</td></tr> <tr><td>COL/C</td><td>\$2,578</td></tr> <tr><td>D</td><td>\$2,652</td></tr> <tr><td>E</td><td>\$2,714</td></tr> <tr><td>F</td><td>\$2,823</td></tr> <tr><td>G</td><td>\$2,939</td></tr> <tr><td>H</td><td>\$3,039</td></tr> <tr><td>I</td><td>\$3,218</td></tr> <tr><td>J</td><td>\$3,430</td></tr> <tr><td>L1</td><td>\$3,181</td></tr> <tr><td>L2</td><td>\$3,375</td></tr> </tbody> </table>	COM	\$2,472	A	\$2,489	B	\$2,521	COL/C	\$2,578	D	\$2,652	E	\$2,714	F	\$2,823	G	\$2,939	H	\$3,039	I	\$3,218	J	\$3,430	L1	\$3,181	L2	\$3,375
		Dimensions	D	W	H																																				
Overall	32		18																																						
Seat	32		18																																						
COM	\$2,472																																								
A	\$2,489																																								
B	\$2,521																																								
COL/C	\$2,578																																								
D	\$2,652																																								
E	\$2,714																																								
F	\$2,823																																								
G	\$2,939																																								
H	\$3,039																																								
I	\$3,218																																								
J	\$3,430																																								
L1	\$3,181																																								
L2	\$3,375																																								
		<table border="1"> <thead> <tr> <th>Upholstery</th> <th colspan="3">Shipping</th> </tr> </thead> <tbody> <tr> <td>COM Ydg</td> <td>2</td> <td>Ctn Wt</td> <td>62</td> </tr> <tr> <td>COL Sq Ft</td> <td>46</td> <td>Cu Ft</td> <td>18</td> </tr> </tbody> </table>	Upholstery	Shipping			COM Ydg	2	Ctn Wt	62	COL Sq Ft	46	Cu Ft	18																											
Upholstery	Shipping																																								
COM Ydg	2	Ctn Wt	62																																						
COL Sq Ft	46	Cu Ft	18																																						
45° Curved Bench 	CTI32450 · 45" inside radius · 77" outside radius · artisan veneer available; specify and add \$135 list	<table border="1"> <thead> <tr> <th>Dimensions</th> <th>D</th> <th>W</th> <th>H</th> </tr> </thead> <tbody> <tr> <td>Overall</td> <td>32</td> <td></td> <td>18</td> </tr> <tr> <td>Seat</td> <td>32</td> <td></td> <td>18</td> </tr> </tbody> </table>	Dimensions	D	W	H	Overall	32		18	Seat	32		18	<table border="1"> <thead> <tr> <th>COM</th> <th>\$2,472</th> </tr> </thead> <tbody> <tr><td>A</td><td>\$2,493</td></tr> <tr><td>B</td><td>\$2,534</td></tr> <tr><td>COL/C</td><td>\$2,605</td></tr> <tr><td>D</td><td>\$2,696</td></tr> <tr><td>E</td><td>\$2,774</td></tr> <tr><td>F</td><td>\$2,910</td></tr> <tr><td>G</td><td>\$3,056</td></tr> <tr><td>H</td><td>\$3,181</td></tr> <tr><td>I</td><td>\$3,404</td></tr> <tr><td>J</td><td>\$3,669</td></tr> <tr><td>L1</td><td>\$3,241</td></tr> <tr><td>L2</td><td>\$3,455</td></tr> </tbody> </table>	COM	\$2,472	A	\$2,493	B	\$2,534	COL/C	\$2,605	D	\$2,696	E	\$2,774	F	\$2,910	G	\$3,056	H	\$3,181	I	\$3,404	J	\$3,669	L1	\$3,241	L2	\$3,455
		Dimensions	D	W	H																																				
Overall	32		18																																						
Seat	32		18																																						
COM	\$2,472																																								
A	\$2,493																																								
B	\$2,534																																								
COL/C	\$2,605																																								
D	\$2,696																																								
E	\$2,774																																								
F	\$2,910																																								
G	\$3,056																																								
H	\$3,181																																								
I	\$3,404																																								
J	\$3,669																																								
L1	\$3,241																																								
L2	\$3,455																																								
		<table border="1"> <thead> <tr> <th>Upholstery</th> <th colspan="3">Shipping</th> </tr> </thead> <tbody> <tr> <td>COM Ydg</td> <td>2 ½</td> <td>Ctn Wt</td> <td>65</td> </tr> <tr> <td>COL Sq Ft</td> <td>58</td> <td>Cu Ft</td> <td>22</td> </tr> </tbody> </table>	Upholstery	Shipping			COM Ydg	2 ½	Ctn Wt	65	COL Sq Ft	58	Cu Ft	22																											
Upholstery	Shipping																																								
COM Ydg	2 ½	Ctn Wt	65																																						
COL Sq Ft	58	Cu Ft	22																																						
Quarter Round Bench 	CTW900 · 32" seat width · fully upholstered · artisan veneer available; specify and add \$135 list	<table border="1"> <thead> <tr> <th>Dimensions</th> <th>D</th> <th>W</th> <th>H</th> </tr> </thead> <tbody> <tr> <td>Overall</td> <td>32</td> <td></td> <td>18</td> </tr> <tr> <td>Seat</td> <td>32</td> <td></td> <td>18</td> </tr> </tbody> </table>	Dimensions	D	W	H	Overall	32		18	Seat	32		18	<table border="1"> <thead> <tr> <th>COM</th> <th>\$1,643</th> </tr> </thead> <tbody> <tr><td>A</td><td>\$1,660</td></tr> <tr><td>B</td><td>\$1,692</td></tr> <tr><td>COL/C</td><td>\$1,749</td></tr> <tr><td>D</td><td>\$1,823</td></tr> <tr><td>E</td><td>\$1,885</td></tr> <tr><td>F</td><td>\$1,994</td></tr> <tr><td>G</td><td>\$2,110</td></tr> <tr><td>H</td><td>\$2,210</td></tr> <tr><td>I</td><td>\$2,389</td></tr> <tr><td>J</td><td>\$2,601</td></tr> <tr><td>L1</td><td>\$2,258</td></tr> <tr><td>L2</td><td>\$2,430</td></tr> </tbody> </table>	COM	\$1,643	A	\$1,660	B	\$1,692	COL/C	\$1,749	D	\$1,823	E	\$1,885	F	\$1,994	G	\$2,110	H	\$2,210	I	\$2,389	J	\$2,601	L1	\$2,258	L2	\$2,430
		Dimensions	D	W	H																																				
Overall	32		18																																						
Seat	32		18																																						
COM	\$1,643																																								
A	\$1,660																																								
B	\$1,692																																								
COL/C	\$1,749																																								
D	\$1,823																																								
E	\$1,885																																								
F	\$1,994																																								
G	\$2,110																																								
H	\$2,210																																								
I	\$2,389																																								
J	\$2,601																																								
L1	\$2,258																																								
L2	\$2,430																																								
		<table border="1"> <thead> <tr> <th>Upholstery</th> <th colspan="3">Shipping</th> </tr> </thead> <tbody> <tr> <td>COM Ydg</td> <td>2</td> <td>Ctn Wt</td> <td>58</td> </tr> <tr> <td>COL Sq Ft</td> <td>46</td> <td>Cu Ft</td> <td>11</td> </tr> </tbody> </table>	Upholstery	Shipping			COM Ydg	2	Ctn Wt	58	COL Sq Ft	46	Cu Ft	11																											
Upholstery	Shipping																																								
COM Ydg	2	Ctn Wt	58																																						
COL Sq Ft	46	Cu Ft	11																																						
Single Seat Low Back 	CTL1201 · armless · 20" seat width · COM based on single fabric · multiple fabrics, see pages CT6-CT8 for yardage requirements · artisan veneer available; specify and add \$135 list	<table border="1"> <thead> <tr> <th>Dimensions</th> <th>D</th> <th>W</th> <th>H</th> </tr> </thead> <tbody> <tr> <td>Overall</td> <td>32</td> <td>20</td> <td>30 ½</td> </tr> <tr> <td>Seat</td> <td>20</td> <td>20</td> <td>18</td> </tr> </tbody> </table>	Dimensions	D	W	H	Overall	32	20	30 ½	Seat	20	20	18	<table border="1"> <thead> <tr> <th>COM</th> <th>\$1,656</th> </tr> </thead> <tbody> <tr><td>A</td><td>\$1,685</td></tr> <tr><td>B</td><td>\$1,742</td></tr> <tr><td>COL/C</td><td>\$1,842</td></tr> <tr><td>D</td><td>\$1,970</td></tr> <tr><td>E</td><td>\$2,079</td></tr> <tr><td>F</td><td>\$2,269</td></tr> <tr><td>G</td><td>\$2,474</td></tr> <tr><td>H</td><td>\$2,648</td></tr> <tr><td>I</td><td>\$2,961</td></tr> <tr><td>J</td><td>\$3,331</td></tr> <tr><td>L1</td><td>\$2,732</td></tr> <tr><td>L2</td><td>\$3,032</td></tr> </tbody> </table>	COM	\$1,656	A	\$1,685	B	\$1,742	COL/C	\$1,842	D	\$1,970	E	\$2,079	F	\$2,269	G	\$2,474	H	\$2,648	I	\$2,961	J	\$3,331	L1	\$2,732	L2	\$3,032
		Dimensions	D	W	H																																				
Overall	32	20	30 ½																																						
Seat	20	20	18																																						
COM	\$1,656																																								
A	\$1,685																																								
B	\$1,742																																								
COL/C	\$1,842																																								
D	\$1,970																																								
E	\$2,079																																								
F	\$2,269																																								
G	\$2,474																																								
H	\$2,648																																								
I	\$2,961																																								
J	\$3,331																																								
L1	\$2,732																																								
L2	\$3,032																																								
		<table border="1"> <thead> <tr> <th>Upholstery</th> <th colspan="3">Shipping</th> </tr> </thead> <tbody> <tr> <td>COM Ydg</td> <td>3 ½</td> <td>Ctn Wt</td> <td>66</td> </tr> <tr> <td>COL Sq Ft</td> <td>81</td> <td>Cu Ft</td> <td>11</td> </tr> </tbody> </table>	Upholstery	Shipping			COM Ydg	3 ½	Ctn Wt	66	COL Sq Ft	81	Cu Ft	11																											
Upholstery	Shipping																																								
COM Ydg	3 ½	Ctn Wt	66																																						
COL Sq Ft	81	Cu Ft	11																																						




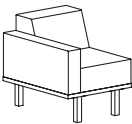
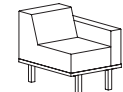
Description	① Model	Specifications	List Price Per Grade																																						
Single Seat Low Back 	CTL1301 <ul style="list-style-type: none"> armless 30" seat width COM based on single fabric multiple fabrics, see pages CT6-CT8 for yardage requirements artisan veneer available; specify and add \$135 list 	<table border="1"> <thead> <tr> <th>Dimensions</th> <th>D</th> <th>W</th> <th>H</th> </tr> </thead> <tbody> <tr> <td>Overall</td> <td>32</td> <td>30</td> <td>30½</td> </tr> <tr> <td>Seat</td> <td>20</td> <td>30</td> <td>18</td> </tr> </tbody> </table>	Dimensions	D	W	H	Overall	32	30	30½	Seat	20	30	18	<table border="1"> <tbody> <tr><td>COM</td><td>\$1,802</td></tr> <tr><td>A</td><td>\$1,831</td></tr> <tr><td>B</td><td>\$1,888</td></tr> <tr><td>COL/C</td><td>\$1,988</td></tr> <tr><td>D</td><td>\$2,116</td></tr> <tr><td>E</td><td>\$2,225</td></tr> <tr><td>F</td><td>\$2,415</td></tr> <tr><td>G</td><td>\$2,620</td></tr> <tr><td>H</td><td>\$2,794</td></tr> <tr><td>I</td><td>\$3,107</td></tr> <tr><td>J</td><td>\$3,477</td></tr> <tr><td>L1</td><td>\$2,878</td></tr> <tr><td>L2</td><td>\$3,178</td></tr> </tbody> </table>	COM	\$1,802	A	\$1,831	B	\$1,888	COL/C	\$1,988	D	\$2,116	E	\$2,225	F	\$2,415	G	\$2,620	H	\$2,794	I	\$3,107	J	\$3,477	L1	\$2,878	L2	\$3,178
		Dimensions	D	W	H																																				
Overall	32	30	30½																																						
Seat	20	30	18																																						
COM	\$1,802																																								
A	\$1,831																																								
B	\$1,888																																								
COL/C	\$1,988																																								
D	\$2,116																																								
E	\$2,225																																								
F	\$2,415																																								
G	\$2,620																																								
H	\$2,794																																								
I	\$3,107																																								
J	\$3,477																																								
L1	\$2,878																																								
L2	\$3,178																																								
		<table border="1"> <thead> <tr> <th>Upholstery</th> <th colspan="2">Shipping</th> </tr> </thead> <tbody> <tr> <td>COM Ydg</td> <td>3½</td> <td>Ctn Wt 77</td> </tr> <tr> <td>COL Sq Ft</td> <td>81</td> <td>Cu Ft 16</td> </tr> </tbody> </table>	Upholstery	Shipping		COM Ydg	3½	Ctn Wt 77	COL Sq Ft	81	Cu Ft 16																														
Upholstery	Shipping																																								
COM Ydg	3½	Ctn Wt 77																																							
COL Sq Ft	81	Cu Ft 16																																							
Single Seat Mid Back 	CTL1302 <ul style="list-style-type: none"> armless 30" seat width COM based on single fabric multiple fabrics, see pages CT6-CT8 for yardage requirements artisan veneer available; specify and add \$135 list 	<table border="1"> <thead> <tr> <th>Dimensions</th> <th>D</th> <th>W</th> <th>H</th> </tr> </thead> <tbody> <tr> <td>Overall</td> <td>32</td> <td>30</td> <td>37½</td> </tr> <tr> <td>Seat</td> <td>20</td> <td>30</td> <td>18</td> </tr> </tbody> </table>	Dimensions	D	W	H	Overall	32	30	37½	Seat	20	30	18	<table border="1"> <tbody> <tr><td>COM</td><td>\$2,007</td></tr> <tr><td>A</td><td>\$2,038</td></tr> <tr><td>B</td><td>\$2,099</td></tr> <tr><td>COL/C</td><td>\$2,206</td></tr> <tr><td>D</td><td>\$2,343</td></tr> <tr><td>E</td><td>\$2,460</td></tr> <tr><td>F</td><td>\$2,664</td></tr> <tr><td>G</td><td>\$2,883</td></tr> <tr><td>H</td><td>\$3,070</td></tr> <tr><td>I</td><td>\$3,405</td></tr> <tr><td>J</td><td>\$3,802</td></tr> <tr><td>L1</td><td>\$3,168</td></tr> <tr><td>L2</td><td>\$3,491</td></tr> </tbody> </table>	COM	\$2,007	A	\$2,038	B	\$2,099	COL/C	\$2,206	D	\$2,343	E	\$2,460	F	\$2,664	G	\$2,883	H	\$3,070	I	\$3,405	J	\$3,802	L1	\$3,168	L2	\$3,491
		Dimensions	D	W	H																																				
Overall	32	30	37½																																						
Seat	20	30	18																																						
COM	\$2,007																																								
A	\$2,038																																								
B	\$2,099																																								
COL/C	\$2,206																																								
D	\$2,343																																								
E	\$2,460																																								
F	\$2,664																																								
G	\$2,883																																								
H	\$3,070																																								
I	\$3,405																																								
J	\$3,802																																								
L1	\$3,168																																								
L2	\$3,491																																								
		<table border="1"> <thead> <tr> <th>Upholstery</th> <th colspan="2">Shipping</th> </tr> </thead> <tbody> <tr> <td>COM Ydg</td> <td>3¾</td> <td>Ctn Wt 82</td> </tr> <tr> <td>COL Sq Ft</td> <td>87</td> <td>Cu Ft 21</td> </tr> </tbody> </table>	Upholstery	Shipping		COM Ydg	3¾	Ctn Wt 82	COL Sq Ft	87	Cu Ft 21																														
Upholstery	Shipping																																								
COM Ydg	3¾	Ctn Wt 82																																							
COL Sq Ft	87	Cu Ft 21																																							
Single Seat High Back 	CTL1303 <ul style="list-style-type: none"> armless 30" seat width 7" high headrest COM based on single fabric multiple fabrics, see pages CT6-CT8 for yardage requirements artisan veneer available; specify and add \$135 list 	<table border="1"> <thead> <tr> <th>Dimensions</th> <th>D</th> <th>W</th> <th>H</th> </tr> </thead> <tbody> <tr> <td>Overall</td> <td>32</td> <td>30</td> <td>44½</td> </tr> <tr> <td>Seat</td> <td>20</td> <td>30</td> <td>18</td> </tr> </tbody> </table>	Dimensions	D	W	H	Overall	32	30	44½	Seat	20	30	18	<table border="1"> <tbody> <tr><td>COM</td><td>\$2,207</td></tr> <tr><td>A</td><td>\$2,244</td></tr> <tr><td>B</td><td>\$2,318</td></tr> <tr><td>COL/C</td><td>\$2,446</td></tr> <tr><td>D</td><td>\$2,610</td></tr> <tr><td>E</td><td>\$2,750</td></tr> <tr><td>F</td><td>\$2,996</td></tr> <tr><td>G</td><td>\$3,258</td></tr> <tr><td>H</td><td>\$3,483</td></tr> <tr><td>I</td><td>\$3,885</td></tr> <tr><td>J</td><td>\$4,361</td></tr> <tr><td>L1</td><td>\$3,591</td></tr> <tr><td>L2</td><td>\$3,976</td></tr> </tbody> </table>	COM	\$2,207	A	\$2,244	B	\$2,318	COL/C	\$2,446	D	\$2,610	E	\$2,750	F	\$2,996	G	\$3,258	H	\$3,483	I	\$3,885	J	\$4,361	L1	\$3,591	L2	\$3,976
		Dimensions	D	W	H																																				
Overall	32	30	44½																																						
Seat	20	30	18																																						
COM	\$2,207																																								
A	\$2,244																																								
B	\$2,318																																								
COL/C	\$2,446																																								
D	\$2,610																																								
E	\$2,750																																								
F	\$2,996																																								
G	\$3,258																																								
H	\$3,483																																								
I	\$3,885																																								
J	\$4,361																																								
L1	\$3,591																																								
L2	\$3,976																																								
		<table border="1"> <thead> <tr> <th>Upholstery</th> <th colspan="2">Shipping</th> </tr> </thead> <tbody> <tr> <td>COM Ydg</td> <td>4½</td> <td>Ctn Wt 90</td> </tr> <tr> <td>COL Sq Ft</td> <td>104</td> <td>Cu Ft 25</td> </tr> </tbody> </table>	Upholstery	Shipping		COM Ydg	4½	Ctn Wt 90	COL Sq Ft	104	Cu Ft 25																														
Upholstery	Shipping																																								
COM Ydg	4½	Ctn Wt 90																																							
COL Sq Ft	104	Cu Ft 25																																							

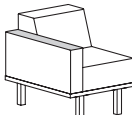
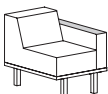
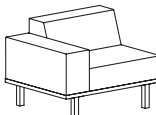
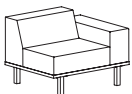
To Order, Specify:

- ① Model Number
- ② Wood Finish [See Wood Finish Options](#)
- ③ Fabric Selection - vendor, pattern and color
 - A. Seat
 - B. Back
 Visit www.jsifurniture.com/finishes-and-materials/textiles for our textiles program.
 See selection of standard and graded in manufacturers and patterns.
- ④ Metal Leg Color - [See Metal Leg Color Options](#)
- ⑤ Optional Rubber Cushion Nylon Glides - no upcharge

Specifications

- Wood Finishes - Essentials or Artisan.
- Seat has synthetic sheet webbing with cross strap reinforcement, 4¼" high density polyurethane foam.
- Back has high density polyurethane foam.
- Plywood construction with locking tenons, glue and screws.
- Linking bracket included.
- Metal legs are 16 gauge steel tube with metal leveling glides.

Description	Model	Specifications	List Price Per Grade																																										
Single Seat High Back with Stand Up Surface 	CTL1304 · armless · stand up surface corner; specify square (S) no upcharge or rounded (R) add \$52 list · 30" seat width · 7" high headrest · 41 3/4" high stand up surface · COM based on single fabric · multiple fabrics, see pages CT6-CT8 for yardage requirements · artisan veneer available; specify and add \$135 list	<table border="1"> <thead> <tr> <th>Dimensions</th> <th>D</th> <th>W</th> <th>H</th> </tr> </thead> <tbody> <tr> <td>Overall</td> <td>42</td> <td>30</td> <td>44 1/2</td> </tr> <tr> <td>Seat</td> <td>20</td> <td>30</td> <td>18</td> </tr> </tbody> </table>	Dimensions	D	W	H	Overall	42	30	44 1/2	Seat	20	30	18	<table border="1"> <tbody> <tr> <td>COM</td> <td>\$3,425</td> </tr> <tr> <td>A</td> <td>\$3,462</td> </tr> <tr> <td>B</td> <td>\$3,536</td> </tr> <tr> <td>COL/C</td> <td>\$3,664</td> </tr> <tr> <td>D</td> <td>\$3,828</td> </tr> <tr> <td>E</td> <td>\$3,968</td> </tr> <tr> <td>F</td> <td>\$4,214</td> </tr> <tr> <td>G</td> <td>\$4,476</td> </tr> <tr> <td>H</td> <td>\$4,701</td> </tr> <tr> <td>I</td> <td>\$5,103</td> </tr> <tr> <td>J</td> <td>\$5,579</td> </tr> <tr> <td>L1</td> <td>\$4,809</td> </tr> <tr> <td>L2</td> <td>\$5,194</td> </tr> </tbody> </table>	COM	\$3,425	A	\$3,462	B	\$3,536	COL/C	\$3,664	D	\$3,828	E	\$3,968	F	\$4,214	G	\$4,476	H	\$4,701	I	\$5,103	J	\$5,579	L1	\$4,809	L2	\$5,194				
		Dimensions	D	W	H																																								
Overall	42	30	44 1/2																																										
Seat	20	30	18																																										
COM	\$3,425																																												
A	\$3,462																																												
B	\$3,536																																												
COL/C	\$3,664																																												
D	\$3,828																																												
E	\$3,968																																												
F	\$4,214																																												
G	\$4,476																																												
H	\$4,701																																												
I	\$5,103																																												
J	\$5,579																																												
L1	\$4,809																																												
L2	\$5,194																																												
<table border="1"> <thead> <tr> <th>Upholstery</th> <th colspan="3">Shipping</th> </tr> </thead> <tbody> <tr> <td>COM Ydg</td> <td>4 1/2</td> <td>Ctn Wt</td> <td>125</td> </tr> <tr> <td>COL Sq Ft</td> <td>104</td> <td>Cu Ft</td> <td>34</td> </tr> </tbody> </table>	Upholstery	Shipping			COM Ydg	4 1/2	Ctn Wt	125	COL Sq Ft	104	Cu Ft	34																																	
Upholstery	Shipping																																												
COM Ydg	4 1/2	Ctn Wt	125																																										
COL Sq Ft	104	Cu Ft	34																																										
Single Seat Privacy Back 	CTL1305 · armless · 30" seat width · 14" high headrest · COM based on single fabric · multiple fabrics, see pages CT6-CT8 for yardage requirements · artisan veneer available; specify and add \$135 list	<table border="1"> <thead> <tr> <th>Dimensions</th> <th>D</th> <th>W</th> <th>H</th> </tr> </thead> <tbody> <tr> <td>Overall</td> <td>32</td> <td>30</td> <td>51 1/2</td> </tr> <tr> <td>Seat</td> <td>20</td> <td>30</td> <td>18</td> </tr> </tbody> </table>	Dimensions	D	W	H	Overall	32	30	51 1/2	Seat	20	30	18	<table border="1"> <tbody> <tr> <td>COM</td> <td>\$2,405</td> </tr> <tr> <td>A</td> <td>\$2,446</td> </tr> <tr> <td>B</td> <td>\$2,528</td> </tr> <tr> <td>COL/C</td> <td>\$2,670</td> </tr> <tr> <td>D</td> <td>\$2,853</td> </tr> <tr> <td>E</td> <td>\$3,009</td> </tr> <tr> <td>F</td> <td>\$3,281</td> </tr> <tr> <td>G</td> <td>\$3,573</td> </tr> <tr> <td>H</td> <td>\$3,823</td> </tr> <tr> <td>I</td> <td>\$4,269</td> </tr> <tr> <td>J</td> <td>\$4,798</td> </tr> <tr> <td>L1</td> <td>\$3,943</td> </tr> <tr> <td>L2</td> <td>\$4,371</td> </tr> </tbody> </table>	COM	\$2,405	A	\$2,446	B	\$2,528	COL/C	\$2,670	D	\$2,853	E	\$3,009	F	\$3,281	G	\$3,573	H	\$3,823	I	\$4,269	J	\$4,798	L1	\$3,943	L2	\$4,371				
		Dimensions	D	W	H																																								
Overall	32	30	51 1/2																																										
Seat	20	30	18																																										
COM	\$2,405																																												
A	\$2,446																																												
B	\$2,528																																												
COL/C	\$2,670																																												
D	\$2,853																																												
E	\$3,009																																												
F	\$3,281																																												
G	\$3,573																																												
H	\$3,823																																												
I	\$4,269																																												
J	\$4,798																																												
L1	\$3,943																																												
L2	\$4,371																																												
<table border="1"> <thead> <tr> <th>Upholstery</th> <th colspan="3">Shipping</th> </tr> </thead> <tbody> <tr> <td>COM Ydg</td> <td>5</td> <td>Ctn Wt</td> <td>93</td> </tr> <tr> <td>COL Sq Ft</td> <td>115</td> <td>Cu Ft</td> <td>29</td> </tr> </tbody> </table>	Upholstery	Shipping			COM Ydg	5	Ctn Wt	93	COL Sq Ft	115	Cu Ft	29																																	
Upholstery	Shipping																																												
COM Ydg	5	Ctn Wt	93																																										
COL Sq Ft	115	Cu Ft	29																																										
Single Seat Privacy Back with Stand Up Surface 	CTL1306 · armless · stand up surface corner; specify square (S) no upcharge or rounded (R) add \$52 list · 30" seat width · 14" high headrest · 41 3/4" high stand up surface · COM based on single fabric · multiple fabrics, see pages CT6-CT8 for yardage requirements · artisan veneer available; specify and add \$135 list	<table border="1"> <thead> <tr> <th>Dimensions</th> <th>D</th> <th>W</th> <th>H</th> </tr> </thead> <tbody> <tr> <td>Overall</td> <td>42</td> <td>30</td> <td>51 1/2</td> </tr> <tr> <td>Seat</td> <td>20</td> <td>30</td> <td>18</td> </tr> </tbody> </table>	Dimensions	D	W	H	Overall	42	30	51 1/2	Seat	20	30	18	<table border="1"> <tbody> <tr> <td>COM</td> <td>\$3,625</td> </tr> <tr> <td>A</td> <td>\$3,666</td> </tr> <tr> <td>B</td> <td>\$3,748</td> </tr> <tr> <td>COL/C</td> <td>\$3,890</td> </tr> <tr> <td>D</td> <td>\$4,073</td> </tr> <tr> <td>E</td> <td>\$4,229</td> </tr> <tr> <td>F</td> <td>\$4,501</td> </tr> <tr> <td>G</td> <td>\$4,793</td> </tr> <tr> <td>H</td> <td>\$5,043</td> </tr> <tr> <td>I</td> <td>\$5,489</td> </tr> <tr> <td>J</td> <td>\$6,018</td> </tr> <tr> <td>L1</td> <td>\$5,163</td> </tr> <tr> <td>L2</td> <td>\$5,591</td> </tr> </tbody> </table>	COM	\$3,625	A	\$3,666	B	\$3,748	COL/C	\$3,890	D	\$4,073	E	\$4,229	F	\$4,501	G	\$4,793	H	\$5,043	I	\$5,489	J	\$6,018	L1	\$5,163	L2	\$5,591				
		Dimensions	D	W	H																																								
Overall	42	30	51 1/2																																										
Seat	20	30	18																																										
COM	\$3,625																																												
A	\$3,666																																												
B	\$3,748																																												
COL/C	\$3,890																																												
D	\$4,073																																												
E	\$4,229																																												
F	\$4,501																																												
G	\$4,793																																												
H	\$5,043																																												
I	\$5,489																																												
J	\$6,018																																												
L1	\$5,163																																												
L2	\$5,591																																												
<table border="1"> <thead> <tr> <th>Upholstery</th> <th colspan="3">Shipping</th> </tr> </thead> <tbody> <tr> <td>COM Ydg</td> <td>5</td> <td>Ctn Wt</td> <td>128</td> </tr> <tr> <td>COL Sq Ft</td> <td>115</td> <td>Cu Ft</td> <td>39</td> </tr> </tbody> </table>	Upholstery	Shipping			COM Ydg	5	Ctn Wt	128	COL Sq Ft	115	Cu Ft	39																																	
Upholstery	Shipping																																												
COM Ydg	5	Ctn Wt	128																																										
COL Sq Ft	115	Cu Ft	39																																										
Single Seat Low Back  CTL1201UR right  CTL1201UL left	CTL1201UR CTL1201UL · upholstered arm · 5" arm width · 20" seat width · COM based on single fabric · multiple fabrics, see pages CT6-CT8 for yardage requirements · artisan veneer available; specify and add \$135 list	<table border="1"> <thead> <tr> <th>Dimensions</th> <th>D</th> <th>W</th> <th>H</th> </tr> </thead> <tbody> <tr> <td>Overall</td> <td>32</td> <td>25</td> <td>30 1/2</td> </tr> <tr> <td>Seat</td> <td>20</td> <td>20</td> <td>18</td> </tr> <tr> <td>Arm</td> <td></td> <td>5</td> <td>24 1/2</td> </tr> </tbody> </table>	Dimensions	D	W	H	Overall	32	25	30 1/2	Seat	20	20	18	Arm		5	24 1/2	<table border="1"> <tbody> <tr> <td>COM</td> <td>\$2,306</td> </tr> <tr> <td>A</td> <td>\$2,347</td> </tr> <tr> <td>B</td> <td>\$2,429</td> </tr> <tr> <td>COL/C</td> <td>\$2,571</td> </tr> <tr> <td>D</td> <td>\$2,754</td> </tr> <tr> <td>E</td> <td>\$2,910</td> </tr> <tr> <td>F</td> <td>\$3,182</td> </tr> <tr> <td>G</td> <td>\$3,474</td> </tr> <tr> <td>H</td> <td>\$3,724</td> </tr> <tr> <td>I</td> <td>\$4,170</td> </tr> <tr> <td>J</td> <td>\$4,699</td> </tr> <tr> <td>L1</td> <td>\$3,844</td> </tr> <tr> <td>L2</td> <td>\$4,272</td> </tr> </tbody> </table>	COM	\$2,306	A	\$2,347	B	\$2,429	COL/C	\$2,571	D	\$2,754	E	\$2,910	F	\$3,182	G	\$3,474	H	\$3,724	I	\$4,170	J	\$4,699	L1	\$3,844	L2	\$4,272
		Dimensions	D	W	H																																								
Overall	32	25	30 1/2																																										
Seat	20	20	18																																										
Arm		5	24 1/2																																										
COM	\$2,306																																												
A	\$2,347																																												
B	\$2,429																																												
COL/C	\$2,571																																												
D	\$2,754																																												
E	\$2,910																																												
F	\$3,182																																												
G	\$3,474																																												
H	\$3,724																																												
I	\$4,170																																												
J	\$4,699																																												
L1	\$3,844																																												
L2	\$4,272																																												
<table border="1"> <thead> <tr> <th>Upholstery</th> <th colspan="3">Shipping</th> </tr> </thead> <tbody> <tr> <td>COM Ydg</td> <td>5</td> <td>Ctn Wt</td> <td>72</td> </tr> <tr> <td>COL Sq Ft</td> <td>115</td> <td>Cu Ft</td> <td>14</td> </tr> </tbody> </table>	Upholstery	Shipping			COM Ydg	5	Ctn Wt	72	COL Sq Ft	115	Cu Ft	14																																	
Upholstery	Shipping																																												
COM Ydg	5	Ctn Wt	72																																										
COL Sq Ft	115	Cu Ft	14																																										

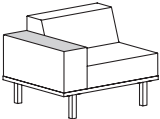
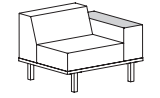
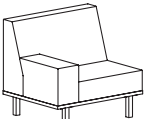

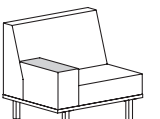

Description	① Model	Specifications	List Price Per Grade																												
Single Seat Low Back  CTL1201WR right  CTL1201WL left	CTL1201WR CTL1201WL <ul style="list-style-type: none"> • wood cap arm • 5" arm width • 20" seat width • COM based on single fabric • multiple fabrics, see pages CT6-CT8 for yardage requirements • artisan veneer available; specify and add \$172 list 	<table border="1"> <thead> <tr> <th>Dimensions</th> <th>D</th> <th>W</th> <th>H</th> </tr> </thead> <tbody> <tr> <td>Overall</td> <td>32</td> <td>25</td> <td>30½</td> </tr> <tr> <td>Seat</td> <td>20</td> <td>20</td> <td>18</td> </tr> <tr> <td>Arm</td> <td></td> <td>5</td> <td>25</td> </tr> <tr> <th colspan="2">Upholstery</th> <th colspan="2">Shipping</th> </tr> <tr> <td>COM Ydg</td> <td>5</td> <td>Ctn Wt</td> <td>77</td> </tr> <tr> <td>COL Sq Ft</td> <td>115</td> <td>Cu Ft</td> <td>14</td> </tr> </tbody> </table>	Dimensions	D	W	H	Overall	32	25	30½	Seat	20	20	18	Arm		5	25	Upholstery		Shipping		COM Ydg	5	Ctn Wt	77	COL Sq Ft	115	Cu Ft	14	COM \$2,504 A \$2,545 B \$2,627 COL/C \$2,769 D \$2,952 E \$3,108 F \$3,380 G \$3,672 H \$3,922 I \$4,368 J \$4,897 L1 \$4,042 L2 \$4,470
		Dimensions	D	W	H																										
Overall	32	25	30½																												
Seat	20	20	18																												
Arm		5	25																												
Upholstery		Shipping																													
COM Ydg	5	Ctn Wt	77																												
COL Sq Ft	115	Cu Ft	14																												
Single Seat Low Back  CTL1301UR right  CTL1301UL left	CTL1301UR CTL1301UL <ul style="list-style-type: none"> • upholstered arm • 10" arm width • 30" seat width • COM based on single fabric • multiple fabrics, see pages CT6-CT8 for yardage requirements • artisan veneer available; specify and add \$135 list 	<table border="1"> <thead> <tr> <th>Dimensions</th> <th>D</th> <th>W</th> <th>H</th> </tr> </thead> <tbody> <tr> <td>Overall</td> <td>32</td> <td>40</td> <td>30½</td> </tr> <tr> <td>Seat</td> <td>20</td> <td>30</td> <td>18</td> </tr> <tr> <td>Arm</td> <td></td> <td>10</td> <td>24½</td> </tr> <tr> <th colspan="2">Upholstery</th> <th colspan="2">Shipping</th> </tr> <tr> <td>COM Ydg</td> <td>5</td> <td>Ctn Wt</td> <td>104</td> </tr> <tr> <td>COL Sq Ft</td> <td>115</td> <td>Cu Ft</td> <td>21</td> </tr> </tbody> </table>	Dimensions	D	W	H	Overall	32	40	30½	Seat	20	30	18	Arm		10	24½	Upholstery		Shipping		COM Ydg	5	Ctn Wt	104	COL Sq Ft	115	Cu Ft	21	COM \$2,501 A \$2,542 B \$2,624 COL/C \$2,766 D \$2,949 E \$3,105 F \$3,377 G \$3,669 H \$3,919 I \$4,365 J \$4,894 L1 \$4,039 L2 \$4,467
		Dimensions	D	W	H																										
Overall	32	40	30½																												
Seat	20	30	18																												
Arm		10	24½																												
Upholstery		Shipping																													
COM Ydg	5	Ctn Wt	104																												
COL Sq Ft	115	Cu Ft	21																												



To Order, Specify:

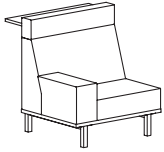
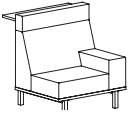
- ① Model Number
- ② Wood Finish [See Wood Finish Options](#)
- ③ Laminate Color Selection (Stand Up Surface) [See Laminate Color Selection](#)
- ④ Surface Corners (Stand Up Surface) - Square (S), no upcharge or Rounded (R), add \$52 list
- ⑤ Fabric Selection - vendor, pattern and color
 - A. Seat
 - B. Back
 - C. Arm
 - D. Headrest
 Visit www.jsifurniture.com/finishes-and-materials/textiles for our textiles program.
 See selection of standard and graded in manufacturers and patterns.
- ⑥ Metal Leg Color - [See Metal Leg Color Options](#)
- ⑦ Optional Power Center - Flush Mount (EC22) - Black (B) or White (W); \$613 list each, see page CT3 for location availability
- ⑧ Arm Cap - Wood (M) or Black 3D Laminate (B3L)
- ⑨ Optional Drink Holder (DH) - add \$126 list each
- ⑩ Optional Tablet Arm - indicate left (TBL) or right arm (TBR); essentials veneer add \$697 list, artisan veneer add \$726 list
- ⑪ Optional Coordinating Wood Grain Laminate Available on Wood Cap Arm - no upcharge. Finishes with an asterisk have a coordinating laminate available.
- ⑫ Optional Rubber Cushion Nylon Glides - no upcharge

Specifications

- Wood Finishes - Essentials or Artisan.
- Seat has synthetic sheet webbing with cross strap reinforcement, 4 ¼" high density polyurethane foam.
- Back has high density polyurethane foam.
- Arms have ¾" thick top and ¼" thick side high density polyurethane foam.
- Plywood construction with locking tenons, glue and screws.
- Linking bracket included.
- Metal legs are 16 gauge steel tube with metal leveling glides.
- ¾" thick 10" deep laminate stand up surface with coordinating 3mm PVC edge supported by steel columns, 42" surface height.

Description	① Model	Specifications	List Price Per Grade	
Single Seat Low Back	CTL1301WR CTL1301WL	Dimensions	COM \$2,699	
	<ul style="list-style-type: none"> · wood cap arm · 10" arm width · 30" seat width · COM based on single fabric · multiple fabrics, see pages CT6-CT8 for yardage requirements · artisan veneer available; specify and add \$172 list 	D	A \$2,740	
CTL1301WR right		W	B \$2,822	
		H	COL/C \$2,964	
CTL1301WL left		Overall	D	D \$3,147
		Seat	W	E \$3,303
		H	F \$3,575	
		Arm	G \$3,867	
		Upholstery	H \$4,117	
		Shipping	I \$4,563	
		COM Ydg	J \$5,092	
		Ctn Wt	L1 \$4,237	
		Cu Ft	L2 \$4,665	
		COL Sq Ft		
Single Seat Mid Back	CTL1302UR CTL1302UL	Dimensions	COM \$2,700	
	<ul style="list-style-type: none"> · upholstered arm · 10" arm width · 30" seat width · COM based on single fabric · multiple fabrics, see pages CT6-CT8 for yardage requirements · artisan veneer available; specify and add \$135 list 	D	A \$2,743	
CTL1302UR right		W	B \$2,829	
		H	COL/C \$2,978	
CTL1302UL left		Overall	D	D \$3,171
		Seat	W	E \$3,334
		H	F \$3,620	
		Arm	G \$3,926	
		Upholstery	H \$4,188	
		Shipping	I \$4,657	
		COM Ydg	J \$5,213	
		Ctn Wt	L1 \$4,322	
		Cu Ft	L2 \$4,774	
		COL Sq Ft		
Single Seat Mid Back	CTL1302WR CTL1302WL	Dimensions	COM \$2,900	
	<ul style="list-style-type: none"> · wood cap arm · 10" arm width · 30" seat width · COM based on single fabric · multiple fabrics, see pages CT6-CT8 for yardage requirements · artisan veneer available; specify and add \$172 list 	D	A \$2,943	
CTL1302WR right		W	B \$3,029	
		H	COL/C \$3,178	
CTL1302WL left		Overall	D	D \$3,371
		Seat	W	E \$3,534
		H	F \$3,820	
		Arm	G \$4,126	
		Upholstery	H \$4,388	
		Shipping	I \$4,857	
		COM Ydg	J \$5,413	
		Ctn Wt	L1 \$4,522	
		Cu Ft	L2 \$4,974	
		COL Sq Ft		

Description	1 Model	Specifications	List Price Per Grade																												
Single Seat High Back  CTL1303UR right  CTL1303UL left	CTL1303UR CTL1303UL <ul style="list-style-type: none"> · upholstered arm · 10" arm width · 30" seat width · 7" high headrest · COM based on single fabric · multiple fabrics, see pages CT6-CT8 for yardage requirements · artisan veneer available; specify and add \$135 list 	<table border="1"> <thead> <tr> <th>Dimensions</th> <th>D</th> <th>W</th> <th>H</th> </tr> </thead> <tbody> <tr> <td>Overall</td> <td>32</td> <td>40</td> <td>44 ½</td> </tr> <tr> <td>Seat</td> <td>20</td> <td>30</td> <td>18</td> </tr> <tr> <td>Arm</td> <td></td> <td>10</td> <td>24 ½</td> </tr> <tr> <th colspan="2">Upholstery</th> <th colspan="2">Shipping</th> </tr> <tr> <td>COM Ydg</td> <td>6</td> <td>Ctn Wt</td> <td>120</td> </tr> <tr> <td>COL Sq Ft</td> <td>138</td> <td>Cu Ft</td> <td>33</td> </tr> </tbody> </table>	Dimensions	D	W	H	Overall	32	40	44 ½	Seat	20	30	18	Arm		10	24 ½	Upholstery		Shipping		COM Ydg	6	Ctn Wt	120	COL Sq Ft	138	Cu Ft	33	COM \$2,903 A \$2,953 B \$3,050 COL/C \$3,221 D \$3,441 E \$3,627 F \$3,954 G \$4,304 H \$4,604 I \$5,140 J \$5,775 L1 \$4,748 L2 \$5,262
		Dimensions	D	W	H																										
Overall	32	40	44 ½																												
Seat	20	30	18																												
Arm		10	24 ½																												
Upholstery		Shipping																													
COM Ydg	6	Ctn Wt	120																												
COL Sq Ft	138	Cu Ft	33																												



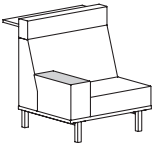

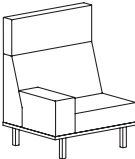

Single Seat High Back with Stand Up Surface  CTL1304UR right  CTL1304UL left	CTL1304UR CTL1304UL <ul style="list-style-type: none"> · upholstered arm · stand up surface corner; specify square (S) no upcharge or rounded (R) add \$52 list · 10" arm width · 30" seat width · 7" high headrest · 41 ¾" high stand up surface · COM based on single fabric · multiple fabrics, see pages CT6-CT8 for yardage requirements · artisan veneer available; specify and add \$135 list 	<table border="1"> <thead> <tr> <th>Dimensions</th> <th>D</th> <th>W</th> <th>H</th> </tr> </thead> <tbody> <tr> <td>Overall</td> <td>42</td> <td>40</td> <td>44 ½</td> </tr> <tr> <td>Seat</td> <td>20</td> <td>30</td> <td>18</td> </tr> <tr> <td>Arm</td> <td></td> <td>10</td> <td>24 ½</td> </tr> <tr> <th colspan="2">Upholstery</th> <th colspan="2">Shipping</th> </tr> <tr> <td>COM Ydg</td> <td>6</td> <td>Ctn Wt</td> <td>158</td> </tr> <tr> <td>COL Sq Ft</td> <td>138</td> <td>Cu Ft</td> <td>43</td> </tr> </tbody> </table>	Dimensions	D	W	H	Overall	42	40	44 ½	Seat	20	30	18	Arm		10	24 ½	Upholstery		Shipping		COM Ydg	6	Ctn Wt	158	COL Sq Ft	138	Cu Ft	43	COM \$4,139 A \$4,189 B \$4,286 COL/C \$4,457 D \$4,677 E \$4,863 F \$5,190 G \$5,540 H \$5,840 I \$6,376 J \$7,011 L1 \$5,984 L2 \$6,498
		Dimensions	D	W	H																										
Overall	42	40	44 ½																												
Seat	20	30	18																												
Arm		10	24 ½																												
Upholstery		Shipping																													
COM Ydg	6	Ctn Wt	158																												
COL Sq Ft	138	Cu Ft	43																												

To Order, Specify:


- 1 Model Number
- 2 Wood Finish [See Wood Finish Options](#)
- 3 Laminate Color Selection (Stand Up Surface) [See Laminate Color Selection](#)
- 4 Surface Corners (Stand Up Surface) - Square (S), no upcharge or Rounded (R), add \$52 list
- 5 Fabric Selection - vendor, pattern and color
 - A. Seat
 - B. Back
 - C. Arm
 - D. Headrest
 Visit www.jsifurniture.com/finishes-and-materials/textiles for our textiles program.
 See selection of standard and graded in manufacturers and patterns.
- 6 Metal Leg Color - [See Metal Leg Color Options](#)
- 7 Optional Power Center - Flush Mount (EC22) - Black (B) or White (W); \$613 list each, see page CT3 for location availability
- 8 Arm Cap - Wood (M) or Black 3D Laminate (B3L)
- 9 Optional Drink Holder (DH) - add \$126 list each
- 10 Optional Tablet Arm - indicate left (TBL) or right arm (TBR); essentials veneer add \$697 list, artisan veneer add \$726 list
- 11 Optional Coordinating Wood Grain Laminate Available on Wood Cap Arm - no upcharge. Finishes with an asterisk have a coordinating laminate available.
- 12 Optional Rubber Cushion Nylon Glides - no upcharge

Specifications


- Wood Finishes - Essentials or Artisan.
- Seat has synthetic sheet webbing with cross strap reinforcement, 4 ¼" high density polyurethane foam.
- Back has high density polyurethane foam.
- Arms have ¾" thick top and ¼" thick side high density polyurethane foam.
- Plywood construction with locking tenons, glue and screws.
- Linking bracket included.
- Metal legs are 16 gauge steel tube with metal leveling glides.
- ¾" thick 10" deep laminate stand up surface with coordinating 3mm PVC edge supported by steel columns, 42" surface height.

Description	① Model	Specifications	List Price Per Grade																																										
Single Seat High Back	CTL1303WR CTL1303WL <ul style="list-style-type: none"> · wood cap arm · 10" arm width · 30" seat width · 7" high headrest · COM based on single fabric · multiple fabrics, see pages CT6-CT8 for yardage requirements · artisan veneer available; specify and add \$172 list 	<table border="1"> <thead> <tr> <th>Dimensions</th> <th>D</th> <th>W</th> <th>H</th> </tr> </thead> <tbody> <tr> <td>Overall</td> <td>32</td> <td>40</td> <td>44½</td> </tr> <tr> <td>Seat</td> <td>20</td> <td>30</td> <td>18</td> </tr> <tr> <td>Arm</td> <td></td> <td>10</td> <td>25</td> </tr> </tbody> </table>	Dimensions	D	W	H	Overall	32	40	44½	Seat	20	30	18	Arm		10	25	<table border="1"> <tbody> <tr><td>COM</td><td>\$3,102</td></tr> <tr><td>A</td><td>\$3,152</td></tr> <tr><td>B</td><td>\$3,249</td></tr> <tr><td>COL/C</td><td>\$3,420</td></tr> <tr><td>D</td><td>\$3,640</td></tr> <tr><td>E</td><td>\$3,826</td></tr> <tr><td>F</td><td>\$4,153</td></tr> <tr><td>G</td><td>\$4,503</td></tr> <tr><td>H</td><td>\$4,803</td></tr> <tr><td>I</td><td>\$5,339</td></tr> <tr><td>J</td><td>\$5,974</td></tr> <tr><td>L1</td><td>\$4,947</td></tr> <tr><td>L2</td><td>\$5,461</td></tr> </tbody> </table>	COM	\$3,102	A	\$3,152	B	\$3,249	COL/C	\$3,420	D	\$3,640	E	\$3,826	F	\$4,153	G	\$4,503	H	\$4,803	I	\$5,339	J	\$5,974	L1	\$4,947	L2	\$5,461
		Dimensions	D	W	H																																								
Overall	32	40	44½																																										
Seat	20	30	18																																										
Arm		10	25																																										
COM	\$3,102																																												
A	\$3,152																																												
B	\$3,249																																												
COL/C	\$3,420																																												
D	\$3,640																																												
E	\$3,826																																												
F	\$4,153																																												
G	\$4,503																																												
H	\$4,803																																												
I	\$5,339																																												
J	\$5,974																																												
L1	\$4,947																																												
L2	\$5,461																																												
 CTL1303WR right  CTL1303WL left		<table border="1"> <thead> <tr> <th>Upholstery</th> <th colspan="2">Shipping</th> </tr> </thead> <tbody> <tr> <td>COM Ydg</td> <td>6</td> <td>Ctn Wt 125</td> </tr> <tr> <td>COL Sq Ft</td> <td>138</td> <td>Cu Ft 33</td> </tr> </tbody> </table>	Upholstery	Shipping		COM Ydg	6	Ctn Wt 125	COL Sq Ft	138	Cu Ft 33																																		
Upholstery	Shipping																																												
COM Ydg	6	Ctn Wt 125																																											
COL Sq Ft	138	Cu Ft 33																																											
Single Seat High Back with Stand Up Surface	CTL1304WR CTL1304WL <ul style="list-style-type: none"> · wood cap arm · stand up surface corner; specify square (S) no upcharge or rounded (R) add \$52 list · 10" arm width · 30" seat width · 7" high headrest · 41¾" high stand up surface · COM based on single fabric · multiple fabrics, see pages CT6-CT8 for yardage requirements · artisan veneer available; specify and add \$172 list 	<table border="1"> <thead> <tr> <th>Dimensions</th> <th>D</th> <th>W</th> <th>H</th> </tr> </thead> <tbody> <tr> <td>Overall</td> <td>42</td> <td>40</td> <td>44½</td> </tr> <tr> <td>Seat</td> <td>20</td> <td>30</td> <td>18</td> </tr> <tr> <td>Arm</td> <td></td> <td>10</td> <td>25</td> </tr> </tbody> </table>	Dimensions	D	W	H	Overall	42	40	44½	Seat	20	30	18	Arm		10	25	<table border="1"> <tbody> <tr><td>COM</td><td>\$4,337</td></tr> <tr><td>A</td><td>\$4,387</td></tr> <tr><td>B</td><td>\$4,484</td></tr> <tr><td>COL/C</td><td>\$4,655</td></tr> <tr><td>D</td><td>\$4,875</td></tr> <tr><td>E</td><td>\$5,061</td></tr> <tr><td>F</td><td>\$5,388</td></tr> <tr><td>G</td><td>\$5,738</td></tr> <tr><td>H</td><td>\$6,038</td></tr> <tr><td>I</td><td>\$6,574</td></tr> <tr><td>J</td><td>\$7,209</td></tr> <tr><td>L1</td><td>\$6,182</td></tr> <tr><td>L2</td><td>\$6,696</td></tr> </tbody> </table>	COM	\$4,337	A	\$4,387	B	\$4,484	COL/C	\$4,655	D	\$4,875	E	\$5,061	F	\$5,388	G	\$5,738	H	\$6,038	I	\$6,574	J	\$7,209	L1	\$6,182	L2	\$6,696
		Dimensions	D	W	H																																								
Overall	42	40	44½																																										
Seat	20	30	18																																										
Arm		10	25																																										
COM	\$4,337																																												
A	\$4,387																																												
B	\$4,484																																												
COL/C	\$4,655																																												
D	\$4,875																																												
E	\$5,061																																												
F	\$5,388																																												
G	\$5,738																																												
H	\$6,038																																												
I	\$6,574																																												
J	\$7,209																																												
L1	\$6,182																																												
L2	\$6,696																																												
 CTL1304WR right  CTL1304WL left		<table border="1"> <thead> <tr> <th>Upholstery</th> <th colspan="2">Shipping</th> </tr> </thead> <tbody> <tr> <td>COM Ydg</td> <td>6</td> <td>Ctn Wt 163</td> </tr> <tr> <td>COL Sq Ft</td> <td>138</td> <td>Cu Ft 43</td> </tr> </tbody> </table>	Upholstery	Shipping		COM Ydg	6	Ctn Wt 163	COL Sq Ft	138	Cu Ft 43																																		
Upholstery	Shipping																																												
COM Ydg	6	Ctn Wt 163																																											
COL Sq Ft	138	Cu Ft 43																																											
Single Seat Privacy Back	CTL1305UR CTL1305UL <ul style="list-style-type: none"> · upholstered arm · 10" arm width · 30" seat width · 14" high headrest · COM based on single fabric · multiple fabrics, see pages CT6-CT8 for yardage requirements · artisan veneer available; specify and add \$135 list 	<table border="1"> <thead> <tr> <th>Dimensions</th> <th>D</th> <th>W</th> <th>H</th> </tr> </thead> <tbody> <tr> <td>Overall</td> <td>32</td> <td>40</td> <td>51½</td> </tr> <tr> <td>Seat</td> <td>20</td> <td>30</td> <td>18</td> </tr> <tr> <td>Arm</td> <td></td> <td>10</td> <td>24½</td> </tr> </tbody> </table>	Dimensions	D	W	H	Overall	32	40	51½	Seat	20	30	18	Arm		10	24½	<table border="1"> <tbody> <tr><td>COM</td><td>\$3,103</td></tr> <tr><td>A</td><td>\$3,157</td></tr> <tr><td>B</td><td>\$3,262</td></tr> <tr><td>COL/C</td><td>\$3,447</td></tr> <tr><td>D</td><td>\$3,685</td></tr> <tr><td>E</td><td>\$3,888</td></tr> <tr><td>F</td><td>\$4,242</td></tr> <tr><td>G</td><td>\$4,621</td></tr> <tr><td>H</td><td>\$4,946</td></tr> <tr><td>I</td><td>\$5,526</td></tr> <tr><td>J</td><td>\$6,214</td></tr> <tr><td>L1</td><td>\$5,102</td></tr> <tr><td>L2</td><td>\$5,658</td></tr> </tbody> </table>	COM	\$3,103	A	\$3,157	B	\$3,262	COL/C	\$3,447	D	\$3,685	E	\$3,888	F	\$4,242	G	\$4,621	H	\$4,946	I	\$5,526	J	\$6,214	L1	\$5,102	L2	\$5,658
		Dimensions	D	W	H																																								
Overall	32	40	51½																																										
Seat	20	30	18																																										
Arm		10	24½																																										
COM	\$3,103																																												
A	\$3,157																																												
B	\$3,262																																												
COL/C	\$3,447																																												
D	\$3,685																																												
E	\$3,888																																												
F	\$4,242																																												
G	\$4,621																																												
H	\$4,946																																												
I	\$5,526																																												
J	\$6,214																																												
L1	\$5,102																																												
L2	\$5,658																																												
 CTL1305UR right  CTL1305UL left		<table border="1"> <thead> <tr> <th>Upholstery</th> <th colspan="2">Shipping</th> </tr> </thead> <tbody> <tr> <td>COM Ydg</td> <td>6½</td> <td>Ctn Wt 123</td> </tr> <tr> <td>COL Sq Ft</td> <td>150</td> <td>Cu Ft 38</td> </tr> </tbody> </table>	Upholstery	Shipping		COM Ydg	6½	Ctn Wt 123	COL Sq Ft	150	Cu Ft 38																																		
Upholstery	Shipping																																												
COM Ydg	6½	Ctn Wt 123																																											
COL Sq Ft	150	Cu Ft 38																																											

Description	Model	Specifications	List Price Per Grade																												
Single Seat Privacy Back with Stand Up Surface	CTL1306UR	<table border="1"> <thead> <tr> <th>Dimensions</th> <th>D</th> <th>W</th> <th>H</th> </tr> </thead> <tbody> <tr> <td>Overall</td> <td>42</td> <td>40</td> <td>51 ½</td> </tr> <tr> <td>Seat</td> <td>20</td> <td>30</td> <td>18</td> </tr> <tr> <td>Arm</td> <td></td> <td>10</td> <td>24 ½</td> </tr> <tr> <th colspan="2">Upholstery</th> <th colspan="2">Shipping</th> </tr> <tr> <td>COM Ydg</td> <td>6 ½</td> <td>Ctn Wt</td> <td>161</td> </tr> <tr> <td>COL Sq Ft</td> <td>150</td> <td>Cu Ft</td> <td>48</td> </tr> </tbody> </table>	Dimensions	D	W	H	Overall	42	40	51 ½	Seat	20	30	18	Arm		10	24 ½	Upholstery		Shipping		COM Ydg	6 ½	Ctn Wt	161	COL Sq Ft	150	Cu Ft	48	COM \$4,339
	Dimensions		D	W	H																										
Overall	42	40	51 ½																												
Seat	20	30	18																												
Arm		10	24 ½																												
Upholstery		Shipping																													
COM Ydg	6 ½	Ctn Wt	161																												
COL Sq Ft	150	Cu Ft	48																												
	CTL1306UL		A \$4,393 B \$4,498 COL/C \$4,683 D \$4,921 E \$5,124 F \$5,478 G \$5,857 H \$6,182 I \$6,762 J \$7,450 L1 \$6,338 L2 \$6,894																												




CTL1306UR
right



CTL1306UL
left

Single Seat Privacy Back	CTL1305WR	<table border="1"> <thead> <tr> <th>Dimensions</th> <th>D</th> <th>W</th> <th>H</th> </tr> </thead> <tbody> <tr> <td>Overall</td> <td>32</td> <td>40</td> <td>51 ½</td> </tr> <tr> <td>Seat</td> <td>20</td> <td>30</td> <td>18</td> </tr> <tr> <td>Arm</td> <td></td> <td>10</td> <td>25</td> </tr> <tr> <th colspan="2">Upholstery</th> <th colspan="2">Shipping</th> </tr> <tr> <td>COM Ydg</td> <td>6 ½</td> <td>Ctn Wt</td> <td>128</td> </tr> <tr> <td>COL Sq Ft</td> <td>150</td> <td>Cu Ft</td> <td>38</td> </tr> </tbody> </table>	Dimensions	D	W	H	Overall	32	40	51 ½	Seat	20	30	18	Arm		10	25	Upholstery		Shipping		COM Ydg	6 ½	Ctn Wt	128	COL Sq Ft	150	Cu Ft	38	COM \$3,302
	Dimensions		D	W	H																										
Overall	32	40	51 ½																												
Seat	20	30	18																												
Arm		10	25																												
Upholstery		Shipping																													
COM Ydg	6 ½	Ctn Wt	128																												
COL Sq Ft	150	Cu Ft	38																												
	CTL1305WL		A \$3,356 B \$3,461 COL/C \$3,646 D \$3,884 E \$4,087 F \$4,441 G \$4,820 H \$5,145 I \$5,725 J \$6,413 L1 \$5,301 L2 \$5,857																												



CTL1305WR
right



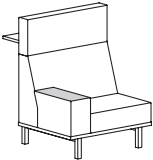
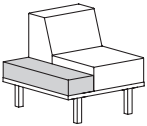
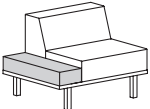
CTL1305WL
left

To Order, Specify:

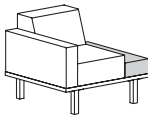

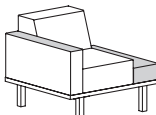

- 1 Model Number
- 2 Wood Finish [See Wood Finish Options](#)
- 3 Laminate Color Selection (Stand Up Surface) [See Laminate Color Selection](#)
- 4 Surface Corners (Stand Up Surface) - Square (S), no upcharge or Rounded (R), add \$52 list
- 5 Fabric Selection - vendor, pattern and color
 - A. Seat
 - B. Back
 - C. Arm
 - D. Headrest
 Visit www.jsifurniture.com/finishes-and-materials/textiles for our textiles program. See selection of standard and graded in manufacturers and patterns.
- 6 Metal Leg Color - [See Metal Leg Color Options](#)
- 7 Optional Power Center - Flush Mount (EC22) - Black (B) or White (W); \$613 list each, see page CT3 for location availability
- 8 Arm Cap - Wood (M) or Black 3D Laminate (B3L)
- 9 Optional Drink Holder (DH) - add \$126 list each
- 10 Optional Tablet Arm - indicate left (TBL) or right arm (TBR); essentials veneer add \$697 list, artisan veneer add \$726 list
- 11 Optional Coordinating Wood Grain Laminate Available on Wood Cap Arm - no upcharge. Finishes with an asterisk have a coordinating laminate available.
- 12 Optional Rubber Cushion Nylon Glides - no upcharge

Specifications

- Wood Finishes - Essentials or Artisan.
- Seat has synthetic sheet webbing with cross strap reinforcement, 4 ¼" high density polyurethane foam.
- Back has high density polyurethane foam.
- Arms have ¾" thick top and ¼" thick side high density polyurethane foam.
- Plywood construction with locking tenons, glue and screws.
- Linking bracket included.
- Metal legs are 16 gauge steel tube with metal leveling glides.
- ¾" thick 10" deep laminate stand up surface with coordinating 3mm PVC edge supported by steel columns, 42" surface height.

Description	Model	Specifications	List Price Per Grade
Single Seat Privacy Back with Stand Up Surface	CTL1306WR	Dimensions	COM \$4,540
	CTL1306WL	Overall	A \$4,594
	<ul style="list-style-type: none"> · wood cap arm · stand up surface corner; specify square (S) no upcharge or rounded (R) add \$52 list · 10" arm width · 30" seat width · 14" high headrest · 41 ¾" high stand up surface · COM based on single fabric · multiple fabrics, see pages CT6-CT8 for yardage requirements · artisan veneer available; specify and add \$172 list 	Seat	B \$4,699
		Arm	COL/C \$4,884
Upholstery		D \$5,122	
COM Ydg		E \$5,325	
COL Sq Ft		F \$5,679	
		G \$6,058	
		H \$6,383	
		I \$6,963	
		J \$7,651	
		L1 \$6,539	
	L2 \$7,095		
Single Seat Low Back	CTL1201CR	Dimensions	COM \$2,418
	CTL1201CL	Overall	A \$2,447
	<ul style="list-style-type: none"> · 20" seat width · 10" table width · COM based on single fabric · multiple fabrics, see pages CT6-CT8 for yardage requirements · artisan veneer available; specify and add \$201 list 	Seat	B \$2,504
		Upholstery	COL/C \$2,604
COM Ydg		D \$2,732	
COL Sq Ft		E \$2,841	
		F \$3,031	
		G \$3,236	
		H \$3,410	
		I \$3,723	
		J \$4,093	
		L1 \$3,494	
	L2 \$3,794		
Single Seat Low Back	CTL1301CR	Dimensions	COM \$2,566
	CTL1301CL	Overall	A \$2,595
	<ul style="list-style-type: none"> · 30" seat width · 10" table width · COM based on single fabric · multiple fabrics, see pages CT6-CT8 for yardage requirements · artisan veneer available; specify and add \$201 list 	Seat	B \$2,652
		Upholstery	COL/C \$2,752
COM Ydg		D \$2,880	
COL Sq Ft		E \$2,989	
		F \$3,179	
		G \$3,384	
		H \$3,558	
		I \$3,871	
		J \$4,241	
		L1 \$3,642	
	L2 \$3,942		

CONNECT

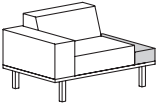
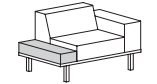
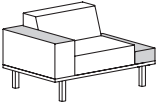

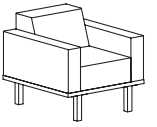
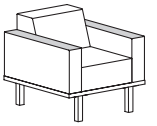
Description	1 Model	Specifications	List Price Per Grade																									
Single Seat Low Back  CTL1201URCL right  CTL1201ULCR left	CTL1201URCL CTL1201ULCR <ul style="list-style-type: none"> · upholstered arm · 5" arm width · 20" seat width · 10" table width · COM based on single fabric · multiple fabrics, see pages CT6-CT8 for yardage requirements · artisan veneer available; specify and add \$201 list 	<table border="1"> <thead> <tr> <th>Dimensions</th> <th>D</th> <th>W</th> <th>H</th> </tr> </thead> <tbody> <tr> <td>Overall</td> <td>32</td> <td>35</td> <td>30½</td> </tr> <tr> <td>Seat</td> <td>20</td> <td>20</td> <td>18</td> </tr> <tr> <td>Arm</td> <td></td> <td>5</td> <td>24½</td> </tr> </tbody> </table> <table border="1"> <thead> <tr> <th>Upholstery</th> <th colspan="2">Shipping</th> </tr> </thead> <tbody> <tr> <td>COM Ydg</td> <td>5</td> <td>Ctn Wt 85</td> </tr> <tr> <td>COL Sq Ft</td> <td>115</td> <td>Cu Ft 19</td> </tr> </tbody> </table>	Dimensions	D	W	H	Overall	32	35	30½	Seat	20	20	18	Arm		5	24½	Upholstery	Shipping		COM Ydg	5	Ctn Wt 85	COL Sq Ft	115	Cu Ft 19	COM \$3,066 A \$3,107 B \$3,189 COL/C \$3,331 D \$3,514 E \$3,670 F \$3,942 G \$4,234 H \$4,484 I \$4,930 J \$5,459 L1 \$4,604 L2 \$5,032
		Dimensions	D	W	H																							
Overall	32	35	30½																									
Seat	20	20	18																									
Arm		5	24½																									
Upholstery	Shipping																											
COM Ydg	5	Ctn Wt 85																										
COL Sq Ft	115	Cu Ft 19																										
Single Seat Low Back  CTL1201WRCL right  CTL1201WLCR left	CTL1201WRCL CTL1201WLCR <ul style="list-style-type: none"> · wood cap arm · 5" arm width · 20" seat width · 10" table width · COM based on single fabric · multiple fabrics, see pages CT6-CT8 for yardage requirements · artisan veneer available; specify and add \$223 list 	<table border="1"> <thead> <tr> <th>Dimensions</th> <th>D</th> <th>W</th> <th>H</th> </tr> </thead> <tbody> <tr> <td>Overall</td> <td>32</td> <td>35</td> <td>30½</td> </tr> <tr> <td>Seat</td> <td>20</td> <td>20</td> <td>18</td> </tr> <tr> <td>Arm</td> <td></td> <td>5</td> <td>25</td> </tr> </tbody> </table> <table border="1"> <thead> <tr> <th>Upholstery</th> <th colspan="2">Shipping</th> </tr> </thead> <tbody> <tr> <td>COM Ydg</td> <td>5</td> <td>Ctn Wt 89</td> </tr> <tr> <td>COL Sq Ft</td> <td>115</td> <td>Cu Ft 19</td> </tr> </tbody> </table>	Dimensions	D	W	H	Overall	32	35	30½	Seat	20	20	18	Arm		5	25	Upholstery	Shipping		COM Ydg	5	Ctn Wt 89	COL Sq Ft	115	Cu Ft 19	COM \$3,265 A \$3,306 B \$3,388 COL/C \$3,530 D \$3,713 E \$3,869 F \$4,141 G \$4,433 H \$4,683 I \$5,129 J \$5,658 L1 \$4,803 L2 \$5,231
		Dimensions	D	W	H																							
Overall	32	35	30½																									
Seat	20	20	18																									
Arm		5	25																									
Upholstery	Shipping																											
COM Ydg	5	Ctn Wt 89																										
COL Sq Ft	115	Cu Ft 19																										

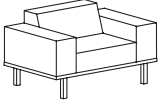
To Order, Specify:

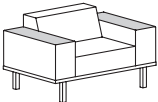
- 1 Model Number
- 2 Wood Finish [See Wood Finish Options](#)
- 3 Laminate Color Selection (Stand Up Surface) [See Laminate Color Selection](#)
- 4 Surface Corners (Stand Up Surface) - Square (S), no upcharge or Rounded (R), add \$52 list
- 5 Fabric Selection - vendor, pattern and color
 - A. Seat
 - B. Back
 - C. Arm
 - D. Headrest
 Visit www.jsifurniture.com/finishes-and-materials/textiles for our textiles program. See selection of standard and graded in manufacturers and patterns.
- 6 Metal Leg Color - [See Metal Leg Color Options](#)
- 7 Optional Power Center - Flush Mount (EC22) - Black (B) or White (W); \$613 list each, see page CT3 for location availability
- 8 Arm Cap - Wood (M) or Black 3D Laminate (B3L)
- 9 Optional Drink Holder (DH) - add \$126 list each
- 10 Optional Tablet Arm - indicate left (TBL) or right arm (TBR); essentials veneer add \$697 list, artisan veneer add \$726 list
- 11 Optional Coordinating Wood Grain Laminate Available on Wood Cap Arm - no upcharge. Finishes with an asterisk have a coordinating laminate available.
- 12 Optional Rubber Cushion Nylon Glides - no upcharge

Specifications

- Wood Finishes - Essentials or Artisan.
- Seat has synthetic sheet webbing with cross strap reinforcement, 4 ¼" high density polyurethane foam.
- Back has high density polyurethane foam.
- Arms have ¾" thick top and ¼" thick side high density polyurethane foam.
- Plywood construction with locking tenons, glue and screws.
- Linking bracket included.
- Metal legs are 16 gauge steel tube with metal leveling glides.
- ¾" thick 10" deep laminate stand up surface with coordinating 3mm PVC edge supported by steel columns, 42" surface height.

Description	① Model	Specifications	List Price Per Grade																																										
Single Seat Low Back	CTL1301URCL CTL1301ULCR <ul style="list-style-type: none"> · upholstered arm · 10" arm width · 30" seat width · 10" table width · COM based on single fabric · multiple fabrics, see pages CT6-CT8 for yardage requirements · artisan veneer available; specify and add \$201 list 	<table border="1"> <thead> <tr> <th>Dimensions</th> <th>D</th> <th>W</th> <th>H</th> </tr> </thead> <tbody> <tr> <td>Overall</td> <td>32</td> <td>50</td> <td>30½</td> </tr> <tr> <td>Seat</td> <td>20</td> <td>30</td> <td>18</td> </tr> <tr> <td>Arm</td> <td></td> <td>10</td> <td>24½</td> </tr> </tbody> </table>	Dimensions	D	W	H	Overall	32	50	30½	Seat	20	30	18	Arm		10	24½	<table border="1"> <tbody> <tr><td>COM</td><td>\$3,259</td></tr> <tr><td>A</td><td>\$3,300</td></tr> <tr><td>B</td><td>\$3,382</td></tr> <tr><td>COL/C</td><td>\$3,524</td></tr> <tr><td>D</td><td>\$3,707</td></tr> <tr><td>E</td><td>\$3,863</td></tr> <tr><td>F</td><td>\$4,135</td></tr> <tr><td>G</td><td>\$4,427</td></tr> <tr><td>H</td><td>\$4,677</td></tr> <tr><td>I</td><td>\$5,123</td></tr> <tr><td>J</td><td>\$5,652</td></tr> <tr><td>L1</td><td>\$4,797</td></tr> <tr><td>L2</td><td>\$5,225</td></tr> </tbody> </table>	COM	\$3,259	A	\$3,300	B	\$3,382	COL/C	\$3,524	D	\$3,707	E	\$3,863	F	\$4,135	G	\$4,427	H	\$4,677	I	\$5,123	J	\$5,652	L1	\$4,797	L2	\$5,225
		Dimensions	D	W	H																																								
Overall	32	50	30½																																										
Seat	20	30	18																																										
Arm		10	24½																																										
COM	\$3,259																																												
A	\$3,300																																												
B	\$3,382																																												
COL/C	\$3,524																																												
D	\$3,707																																												
E	\$3,863																																												
F	\$4,135																																												
G	\$4,427																																												
H	\$4,677																																												
I	\$5,123																																												
J	\$5,652																																												
L1	\$4,797																																												
L2	\$5,225																																												
 CTL1301URCL right  CTL1301ULCR left		<table border="1"> <thead> <tr> <th>Upholstery</th> <th colspan="3">Shipping</th> </tr> </thead> <tbody> <tr> <td>COM Ydg</td> <td>5</td> <td>Ctn Wt</td> <td>120</td> </tr> <tr> <td>COL Sq Ft</td> <td>115</td> <td>Cu Ft</td> <td>26</td> </tr> </tbody> </table>	Upholstery	Shipping			COM Ydg	5	Ctn Wt	120	COL Sq Ft	115	Cu Ft	26																															
Upholstery	Shipping																																												
COM Ydg	5	Ctn Wt	120																																										
COL Sq Ft	115	Cu Ft	26																																										
Single Seat Low Back	CTL1301WRCL CTL1301WLCR <ul style="list-style-type: none"> · wood cap arm · 10" arm width · 30" seat width · 10" table width · COM based on single fabric · multiple fabrics, see pages CT6-CT8 for yardage requirements · artisan veneer available; specify and add \$223 list 	<table border="1"> <thead> <tr> <th>Dimensions</th> <th>D</th> <th>W</th> <th>H</th> </tr> </thead> <tbody> <tr> <td>Overall</td> <td>32</td> <td>50</td> <td>30½</td> </tr> <tr> <td>Seat</td> <td>20</td> <td>30</td> <td>18</td> </tr> <tr> <td>Arm</td> <td></td> <td>10</td> <td>25</td> </tr> </tbody> </table>	Dimensions	D	W	H	Overall	32	50	30½	Seat	20	30	18	Arm		10	25	<table border="1"> <tbody> <tr><td>COM</td><td>\$3,462</td></tr> <tr><td>A</td><td>\$3,503</td></tr> <tr><td>B</td><td>\$3,585</td></tr> <tr><td>COL/C</td><td>\$3,727</td></tr> <tr><td>D</td><td>\$3,910</td></tr> <tr><td>E</td><td>\$4,066</td></tr> <tr><td>F</td><td>\$4,338</td></tr> <tr><td>G</td><td>\$4,630</td></tr> <tr><td>H</td><td>\$4,880</td></tr> <tr><td>I</td><td>\$5,326</td></tr> <tr><td>J</td><td>\$5,855</td></tr> <tr><td>L1</td><td>\$5,000</td></tr> <tr><td>L2</td><td>\$5,428</td></tr> </tbody> </table>	COM	\$3,462	A	\$3,503	B	\$3,585	COL/C	\$3,727	D	\$3,910	E	\$4,066	F	\$4,338	G	\$4,630	H	\$4,880	I	\$5,326	J	\$5,855	L1	\$5,000	L2	\$5,428
		Dimensions	D	W	H																																								
Overall	32	50	30½																																										
Seat	20	30	18																																										
Arm		10	25																																										
COM	\$3,462																																												
A	\$3,503																																												
B	\$3,585																																												
COL/C	\$3,727																																												
D	\$3,910																																												
E	\$4,066																																												
F	\$4,338																																												
G	\$4,630																																												
H	\$4,880																																												
I	\$5,326																																												
J	\$5,855																																												
L1	\$5,000																																												
L2	\$5,428																																												
 CTL1301WRCL right  CTL1301WLCR left		<table border="1"> <thead> <tr> <th>Upholstery</th> <th colspan="3">Shipping</th> </tr> </thead> <tbody> <tr> <td>COM Ydg</td> <td>5</td> <td>Ctn Wt</td> <td>125</td> </tr> <tr> <td>COL Sq Ft</td> <td>115</td> <td>Cu Ft</td> <td>26</td> </tr> </tbody> </table>	Upholstery	Shipping			COM Ydg	5	Ctn Wt	125	COL Sq Ft	115	Cu Ft	26																															
Upholstery	Shipping																																												
COM Ydg	5	Ctn Wt	125																																										
COL Sq Ft	115	Cu Ft	26																																										
Single Seat Low Back	CTL1201U2 <ul style="list-style-type: none"> · upholstered arms · 5" arm width · 20" seat width · COM based on single fabric · multiple fabrics, see pages CT6-CT8 for yardage requirements · artisan veneer available; specify and add \$135 list 	<table border="1"> <thead> <tr> <th>Dimensions</th> <th>D</th> <th>W</th> <th>H</th> </tr> </thead> <tbody> <tr> <td>Overall</td> <td>32</td> <td>30</td> <td>30½</td> </tr> <tr> <td>Seat</td> <td>20</td> <td>20</td> <td>18</td> </tr> <tr> <td>Arm</td> <td></td> <td>5</td> <td>24½</td> </tr> </tbody> </table>	Dimensions	D	W	H	Overall	32	30	30½	Seat	20	20	18	Arm		5	24½	<table border="1"> <tbody> <tr><td>COM</td><td>\$2,948</td></tr> <tr><td>A</td><td>\$3,002</td></tr> <tr><td>B</td><td>\$3,107</td></tr> <tr><td>COL/C</td><td>\$3,292</td></tr> <tr><td>D</td><td>\$3,530</td></tr> <tr><td>E</td><td>\$3,733</td></tr> <tr><td>F</td><td>\$4,087</td></tr> <tr><td>G</td><td>\$4,466</td></tr> <tr><td>H</td><td>\$4,791</td></tr> <tr><td>I</td><td>\$5,371</td></tr> <tr><td>J</td><td>\$6,059</td></tr> <tr><td>L1</td><td>\$4,947</td></tr> <tr><td>L2</td><td>\$5,503</td></tr> </tbody> </table>	COM	\$2,948	A	\$3,002	B	\$3,107	COL/C	\$3,292	D	\$3,530	E	\$3,733	F	\$4,087	G	\$4,466	H	\$4,791	I	\$5,371	J	\$6,059	L1	\$4,947	L2	\$5,503
		Dimensions	D	W	H																																								
Overall	32	30	30½																																										
Seat	20	20	18																																										
Arm		5	24½																																										
COM	\$2,948																																												
A	\$3,002																																												
B	\$3,107																																												
COL/C	\$3,292																																												
D	\$3,530																																												
E	\$3,733																																												
F	\$4,087																																												
G	\$4,466																																												
H	\$4,791																																												
I	\$5,371																																												
J	\$6,059																																												
L1	\$4,947																																												
L2	\$5,503																																												
		<table border="1"> <thead> <tr> <th>Upholstery</th> <th colspan="3">Shipping</th> </tr> </thead> <tbody> <tr> <td>COM Ydg</td> <td>6½</td> <td>Ctn Wt</td> <td>76</td> </tr> <tr> <td>COL Sq Ft</td> <td>150</td> <td>Cu Ft</td> <td>16</td> </tr> </tbody> </table>	Upholstery	Shipping			COM Ydg	6½	Ctn Wt	76	COL Sq Ft	150	Cu Ft	16																															
Upholstery	Shipping																																												
COM Ydg	6½	Ctn Wt	76																																										
COL Sq Ft	150	Cu Ft	16																																										
Single Seat Low Back	CTL1201W2 <ul style="list-style-type: none"> · wood cap arms · 5" arm width · 20" seat width · COM based on single fabric · multiple fabrics, see pages CT6-CT8 for yardage requirements · artisan veneer available; specify and add \$201 list 	<table border="1"> <thead> <tr> <th>Dimensions</th> <th>D</th> <th>W</th> <th>H</th> </tr> </thead> <tbody> <tr> <td>Overall</td> <td>32</td> <td>30</td> <td>30½</td> </tr> <tr> <td>Seat</td> <td>20</td> <td>20</td> <td>18</td> </tr> <tr> <td>Arm</td> <td></td> <td>5</td> <td>25</td> </tr> </tbody> </table>	Dimensions	D	W	H	Overall	32	30	30½	Seat	20	20	18	Arm		5	25	<table border="1"> <tbody> <tr><td>COM</td><td>\$3,350</td></tr> <tr><td>A</td><td>\$3,404</td></tr> <tr><td>B</td><td>\$3,509</td></tr> <tr><td>COL/C</td><td>\$3,694</td></tr> <tr><td>D</td><td>\$3,932</td></tr> <tr><td>E</td><td>\$4,135</td></tr> <tr><td>F</td><td>\$4,489</td></tr> <tr><td>G</td><td>\$4,868</td></tr> <tr><td>H</td><td>\$5,193</td></tr> <tr><td>I</td><td>\$5,773</td></tr> <tr><td>J</td><td>\$6,461</td></tr> <tr><td>L1</td><td>\$5,349</td></tr> <tr><td>L2</td><td>\$5,905</td></tr> </tbody> </table>	COM	\$3,350	A	\$3,404	B	\$3,509	COL/C	\$3,694	D	\$3,932	E	\$4,135	F	\$4,489	G	\$4,868	H	\$5,193	I	\$5,773	J	\$6,461	L1	\$5,349	L2	\$5,905
		Dimensions	D	W	H																																								
Overall	32	30	30½																																										
Seat	20	20	18																																										
Arm		5	25																																										
COM	\$3,350																																												
A	\$3,404																																												
B	\$3,509																																												
COL/C	\$3,694																																												
D	\$3,932																																												
E	\$4,135																																												
F	\$4,489																																												
G	\$4,868																																												
H	\$5,193																																												
I	\$5,773																																												
J	\$6,461																																												
L1	\$5,349																																												
L2	\$5,905																																												
		<table border="1"> <thead> <tr> <th>Upholstery</th> <th colspan="3">Shipping</th> </tr> </thead> <tbody> <tr> <td>COM Ydg</td> <td>6½</td> <td>Ctn Wt</td> <td>81</td> </tr> <tr> <td>COL Sq Ft</td> <td>150</td> <td>Cu Ft</td> <td>16</td> </tr> </tbody> </table>	Upholstery	Shipping			COM Ydg	6½	Ctn Wt	81	COL Sq Ft	150	Cu Ft	16																															
Upholstery	Shipping																																												
COM Ydg	6½	Ctn Wt	81																																										
COL Sq Ft	150	Cu Ft	16																																										

Description	① Model	Specifications			List Price Per Grade	
Single Seat Low Back 	CTL1301U2 <ul style="list-style-type: none"> upholstered arms 10" arm width 30" seat width COM based on single fabric multiple fabrics, see pages CT6-CT8 for yardage requirements artisan veneer available; specify and add \$135 list 	Dimensions	D	W	H	COM \$3,188
		Overall	32	50	30½	A \$3,242
		Seat	20	30	18	B \$3,347
		Arm		10	24½	COL/C \$3,532
		Upholstery	Shipping			D \$3,770
		COM Ydg	6½	Ctn Wt	131	E \$3,973
		COL Sq Ft	150	Cu Ft	26	F \$4,327
						G \$4,706
						H \$5,031
						I \$5,611
						J \$6,299
						L1 \$5,187
						L2 \$5,743

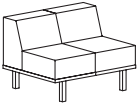
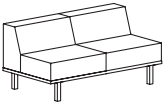

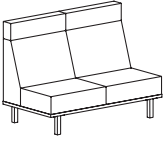
Description	① Model	Specifications			List Price Per Grade	
Single Seat Low Back 	CTL1301W2 <ul style="list-style-type: none"> wood cap arms 10" arm width 30" seat width COM based on single fabric multiple fabrics, see pages CT6-CT8 for yardage requirements artisan veneer available; specify and add \$201 list 	Dimensions	D	W	H	COM \$3,595
		Overall	32	50	30½	A \$3,649
		Seat	20	30	18	B \$3,754
		Arm		10	25	COL/C \$3,939
		Upholstery	Shipping			D \$4,177
		COM Ydg	6½	Ctn Wt	141	E \$4,380
		COL Sq Ft	150	Cu Ft	26	F \$4,734
						G \$5,113
						H \$5,438
						I \$6,018
						J \$6,706
						L1 \$5,594
						L2 \$6,150

To Order, Specify:

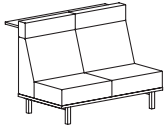
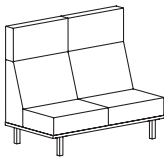
- ① Model Number
- ② Wood Finish [See Wood Finish Options](#)
- ③ Fabric Selection - vendor, pattern and color
 - A. Seat
 - B. Back
 - C. Arm(s)
 Visit www.jsifurniture.com/finishes-and-materials/textiles for our textiles program. See selection of standard and graded in manufacturers and patterns.
- ④ Metal Leg Color - [See Metal Leg Color Options](#)
- ⑤ Optional Wood Back Rail - available on any unit with two arms, specify and add \$202 list
- ⑥ Optional Power Center - Flush Mount (EC22) - Black (B) or White (W); \$613 list each, see page CT3 for location availability
- ⑦ Arm Cap - Wood (M) or Black 3D Laminate (B3L)
- ⑧ Optional Drink Holder(s) (DH) - add \$126 list each, indicate left or right arm; add \$252 list for end table
- ⑨ Optional Tablet Arm - indicate left (TBL) or right arm (TBR); essentials veneer add \$697 list, artisan veneer add \$726 list
- ⑩ Optional Coordinating Wood Grain Laminate Available on Wood Cap Arm or Table Top - no upcharge. Finishes with an asterisk have a coordinating laminate available
- ⑪ Optional Rubber Cushion Nylon Glides - no upcharge

Specifications

- Wood Finishes - Essentials or Artisan.
- Seat has synthetic sheet webbing with cross strap reinforcement, 4 ¼" high density polyurethane foam.
- Back has high density polyurethane foam.
- Arms have ¾" thick top and ¼" thick side high density polyurethane foam.
- Plywood construction with locking tenons, glue and screws.
- Linking bracket included.
- Metal legs are 16 gauge steel tube with metal leveling glides.

Description	① Model	Specifications	List Price Per Grade																																						
Two Seat Low Back 	CTL2201 · armless · 20" individual seat width · COM based on single fabric · multiple fabrics, see pages CT6-CT8 for yardage requirements · artisan veneer available; specify and add \$135 list	<table border="1"> <thead> <tr> <th>Dimensions</th> <th>D</th> <th>W</th> <th>H</th> </tr> </thead> <tbody> <tr> <td>Overall</td> <td>32</td> <td>40</td> <td>30½</td> </tr> <tr> <td>Seat</td> <td>20</td> <td>40</td> <td>18</td> </tr> </tbody> </table>	Dimensions	D	W	H	Overall	32	40	30½	Seat	20	40	18	<table border="1"> <tbody> <tr><td>COM</td><td>\$3,281</td></tr> <tr><td>A</td><td>\$3,339</td></tr> <tr><td>B</td><td>\$3,453</td></tr> <tr><td>COL/C</td><td>\$3,652</td></tr> <tr><td>D</td><td>\$3,908</td></tr> <tr><td>E</td><td>\$4,126</td></tr> <tr><td>F</td><td>\$4,507</td></tr> <tr><td>G</td><td>\$4,916</td></tr> <tr><td>H</td><td>\$5,265</td></tr> <tr><td>I</td><td>\$5,891</td></tr> <tr><td>J</td><td>\$6,631</td></tr> <tr><td>L1</td><td>\$5,433</td></tr> <tr><td>L2</td><td>\$6,033</td></tr> </tbody> </table>	COM	\$3,281	A	\$3,339	B	\$3,453	COL/C	\$3,652	D	\$3,908	E	\$4,126	F	\$4,507	G	\$4,916	H	\$5,265	I	\$5,891	J	\$6,631	L1	\$5,433	L2	\$6,033
		Dimensions	D	W	H																																				
		Overall	32	40	30½																																				
		Seat	20	40	18																																				
COM	\$3,281																																								
A	\$3,339																																								
B	\$3,453																																								
COL/C	\$3,652																																								
D	\$3,908																																								
E	\$4,126																																								
F	\$4,507																																								
G	\$4,916																																								
H	\$5,265																																								
I	\$5,891																																								
J	\$6,631																																								
L1	\$5,433																																								
L2	\$6,033																																								
<table border="1"> <thead> <tr> <th>Upholstery</th> <th colspan="3">Shipping</th> </tr> </thead> <tbody> <tr> <td>COM Ydg</td> <td>7</td> <td>Ctn Wt</td> <td>93</td> </tr> <tr> <td>COL Sq Ft</td> <td>161</td> <td>Cu Ft</td> <td>21</td> </tr> </tbody> </table>	Upholstery	Shipping			COM Ydg	7	Ctn Wt	93	COL Sq Ft	161	Cu Ft	21																													
Upholstery	Shipping																																								
COM Ydg	7	Ctn Wt	93																																						
COL Sq Ft	161	Cu Ft	21																																						
Two Seat Low Back 	CTL2301 · armless · 30" individual seat width · COM based on single fabric · multiple fabrics, see pages CT6-CT8 for yardage requirements · artisan veneer available; specify and add \$135 list	<table border="1"> <thead> <tr> <th>Dimensions</th> <th>D</th> <th>W</th> <th>H</th> </tr> </thead> <tbody> <tr> <td>Overall</td> <td>32</td> <td>60</td> <td>30½</td> </tr> <tr> <td>Seat</td> <td>20</td> <td>60</td> <td>18</td> </tr> </tbody> </table>	Dimensions	D	W	H	Overall	32	60	30½	Seat	20	60	18	<table border="1"> <tbody> <tr><td>COM</td><td>\$3,594</td></tr> <tr><td>A</td><td>\$3,652</td></tr> <tr><td>B</td><td>\$3,766</td></tr> <tr><td>COL/C</td><td>\$3,965</td></tr> <tr><td>D</td><td>\$4,221</td></tr> <tr><td>E</td><td>\$4,439</td></tr> <tr><td>F</td><td>\$4,820</td></tr> <tr><td>G</td><td>\$5,229</td></tr> <tr><td>H</td><td>\$5,578</td></tr> <tr><td>I</td><td>\$6,204</td></tr> <tr><td>J</td><td>\$6,944</td></tr> <tr><td>L1</td><td>\$5,746</td></tr> <tr><td>L2</td><td>\$6,346</td></tr> </tbody> </table>	COM	\$3,594	A	\$3,652	B	\$3,766	COL/C	\$3,965	D	\$4,221	E	\$4,439	F	\$4,820	G	\$5,229	H	\$5,578	I	\$6,204	J	\$6,944	L1	\$5,746	L2	\$6,346
		Dimensions	D	W	H																																				
		Overall	32	60	30½																																				
		Seat	20	60	18																																				
COM	\$3,594																																								
A	\$3,652																																								
B	\$3,766																																								
COL/C	\$3,965																																								
D	\$4,221																																								
E	\$4,439																																								
F	\$4,820																																								
G	\$5,229																																								
H	\$5,578																																								
I	\$6,204																																								
J	\$6,944																																								
L1	\$5,746																																								
L2	\$6,346																																								
<table border="1"> <thead> <tr> <th>Upholstery</th> <th colspan="3">Shipping</th> </tr> </thead> <tbody> <tr> <td>COM Ydg</td> <td>7</td> <td>Ctn Wt</td> <td>138</td> </tr> <tr> <td>COL Sq Ft</td> <td>161</td> <td>Cu Ft</td> <td>31</td> </tr> </tbody> </table>	Upholstery	Shipping			COM Ydg	7	Ctn Wt	138	COL Sq Ft	161	Cu Ft	31																													
Upholstery	Shipping																																								
COM Ydg	7	Ctn Wt	138																																						
COL Sq Ft	161	Cu Ft	31																																						
Two Seat Mid Back 	CTL2302 · armless · 30" individual seat width · COM based on single fabric · multiple fabrics, see pages CT6-CT8 for yardage requirements · artisan veneer available; specify and add \$135 list	<table border="1"> <thead> <tr> <th>Dimensions</th> <th>D</th> <th>W</th> <th>H</th> </tr> </thead> <tbody> <tr> <td>Overall</td> <td>32</td> <td>60</td> <td>37½</td> </tr> <tr> <td>Seat</td> <td>20</td> <td>60</td> <td>18</td> </tr> </tbody> </table>	Dimensions	D	W	H	Overall	32	60	37½	Seat	20	60	18	<table border="1"> <tbody> <tr><td>COM</td><td>\$3,999</td></tr> <tr><td>A</td><td>\$4,061</td></tr> <tr><td>B</td><td>\$4,183</td></tr> <tr><td>COL/C</td><td>\$4,396</td></tr> <tr><td>D</td><td>\$4,671</td></tr> <tr><td>E</td><td>\$4,904</td></tr> <tr><td>F</td><td>\$5,313</td></tr> <tr><td>G</td><td>\$5,751</td></tr> <tr><td>H</td><td>\$6,125</td></tr> <tr><td>I</td><td>\$6,795</td></tr> <tr><td>J</td><td>\$7,588</td></tr> <tr><td>L1</td><td>\$6,305</td></tr> <tr><td>L2</td><td>\$6,947</td></tr> </tbody> </table>	COM	\$3,999	A	\$4,061	B	\$4,183	COL/C	\$4,396	D	\$4,671	E	\$4,904	F	\$5,313	G	\$5,751	H	\$6,125	I	\$6,795	J	\$7,588	L1	\$6,305	L2	\$6,947
		Dimensions	D	W	H																																				
		Overall	32	60	37½																																				
		Seat	20	60	18																																				
COM	\$3,999																																								
A	\$4,061																																								
B	\$4,183																																								
COL/C	\$4,396																																								
D	\$4,671																																								
E	\$4,904																																								
F	\$5,313																																								
G	\$5,751																																								
H	\$6,125																																								
I	\$6,795																																								
J	\$7,588																																								
L1	\$6,305																																								
L2	\$6,947																																								
<table border="1"> <thead> <tr> <th>Upholstery</th> <th colspan="3">Shipping</th> </tr> </thead> <tbody> <tr> <td>COM Ydg</td> <td>7½</td> <td>Ctn Wt</td> <td>143</td> </tr> <tr> <td>COL Sq Ft</td> <td>173</td> <td>Cu Ft</td> <td>39</td> </tr> </tbody> </table>	Upholstery	Shipping			COM Ydg	7½	Ctn Wt	143	COL Sq Ft	173	Cu Ft	39																													
Upholstery	Shipping																																								
COM Ydg	7½	Ctn Wt	143																																						
COL Sq Ft	173	Cu Ft	39																																						
Two Seat High Back 	CTL2303 · armless · 30" individual seat width · COM based on single fabric · multiple fabrics, see pages CT6-CT8 for yardage requirements · artisan veneer available; specify and add \$135 list	<table border="1"> <thead> <tr> <th>Dimensions</th> <th>D</th> <th>W</th> <th>H</th> </tr> </thead> <tbody> <tr> <td>Overall</td> <td>32</td> <td>60</td> <td>44½</td> </tr> <tr> <td>Seat</td> <td>20</td> <td>60</td> <td>18</td> </tr> </tbody> </table>	Dimensions	D	W	H	Overall	32	60	44½	Seat	20	60	18	<table border="1"> <tbody> <tr><td>COM</td><td>\$4,400</td></tr> <tr><td>A</td><td>\$4,474</td></tr> <tr><td>B</td><td>\$4,621</td></tr> <tr><td>COL/C</td><td>\$4,877</td></tr> <tr><td>D</td><td>\$5,206</td></tr> <tr><td>E</td><td>\$5,486</td></tr> <tr><td>F</td><td>\$5,977</td></tr> <tr><td>G</td><td>\$6,502</td></tr> <tr><td>H</td><td>\$6,951</td></tr> <tr><td>I</td><td>\$7,755</td></tr> <tr><td>J</td><td>\$8,707</td></tr> <tr><td>L1</td><td>\$7,167</td></tr> <tr><td>L2</td><td>\$7,938</td></tr> </tbody> </table>	COM	\$4,400	A	\$4,474	B	\$4,621	COL/C	\$4,877	D	\$5,206	E	\$5,486	F	\$5,977	G	\$6,502	H	\$6,951	I	\$7,755	J	\$8,707	L1	\$7,167	L2	\$7,938
		Dimensions	D	W	H																																				
		Overall	32	60	44½																																				
		Seat	20	60	18																																				
COM	\$4,400																																								
A	\$4,474																																								
B	\$4,621																																								
COL/C	\$4,877																																								
D	\$5,206																																								
E	\$5,486																																								
F	\$5,977																																								
G	\$6,502																																								
H	\$6,951																																								
I	\$7,755																																								
J	\$8,707																																								
L1	\$7,167																																								
L2	\$7,938																																								
<table border="1"> <thead> <tr> <th>Upholstery</th> <th colspan="3">Shipping</th> </tr> </thead> <tbody> <tr> <td>COM Ydg</td> <td>9</td> <td>Ctn Wt</td> <td>160</td> </tr> <tr> <td>COL Sq Ft</td> <td>207</td> <td>Cu Ft</td> <td>48</td> </tr> </tbody> </table>	Upholstery	Shipping			COM Ydg	9	Ctn Wt	160	COL Sq Ft	207	Cu Ft	48																													
Upholstery	Shipping																																								
COM Ydg	9	Ctn Wt	160																																						
COL Sq Ft	207	Cu Ft	48																																						

CONNECT

Description	① Model	Specifications	List Price Per Grade																		
Two Seat High Back with Stand Up Surface 	CTL2304 <ul style="list-style-type: none"> armless stand up surface corner; specify square (S) no upcharge or rounded (R) add \$52 list 30" individual seat width 7" high headrest 41 3/4" high stand up surface COM based on single fabric multiple fabrics, see pages CT6-CT8 for yardage requirements artisan veneer available; specify and add \$135 list 	<table border="1"> <thead> <tr> <th>Dimensions</th> <th>D</th> <th>W</th> <th>H</th> </tr> </thead> <tbody> <tr> <td>Overall</td> <td>42</td> <td>60</td> <td>44 1/2</td> </tr> <tr> <td>Seat</td> <td>20</td> <td>60</td> <td>18</td> </tr> </tbody> </table> <table border="1"> <thead> <tr> <th>Upholstery</th> <th>Shipping</th> </tr> </thead> <tbody> <tr> <td>COM Ydg</td> <td>Ctn Wt 198</td> </tr> <tr> <td>COL Sq Ft</td> <td>Cu Ft 58</td> </tr> </tbody> </table>	Dimensions	D	W	H	Overall	42	60	44 1/2	Seat	20	60	18	Upholstery	Shipping	COM Ydg	Ctn Wt 198	COL Sq Ft	Cu Ft 58	COM \$5,672 A \$5,746 B \$5,893 COL/C \$6,149 D \$6,478 E \$6,758 F \$7,249 G \$7,774 H \$8,223 I \$9,027 J \$9,979 L1 \$8,439 L2 \$9,210
		Dimensions	D	W	H																
Overall	42	60	44 1/2																		
Seat	20	60	18																		
Upholstery	Shipping																				
COM Ydg	Ctn Wt 198																				
COL Sq Ft	Cu Ft 58																				
Two Seat Privacy Back 	CTL2305 <ul style="list-style-type: none"> armless 30" individual seat width 14" high headrest COM based on single fabric multiple fabrics, see pages CT6-CT8 for yardage requirements artisan veneer available; specify and add \$135 list 	<table border="1"> <thead> <tr> <th>Dimensions</th> <th>D</th> <th>W</th> <th>H</th> </tr> </thead> <tbody> <tr> <td>Overall</td> <td>32</td> <td>60</td> <td>51 1/2</td> </tr> <tr> <td>Seat</td> <td>20</td> <td>60</td> <td>18</td> </tr> </tbody> </table> <table border="1"> <thead> <tr> <th>Upholstery</th> <th>Shipping</th> </tr> </thead> <tbody> <tr> <td>COM Ydg</td> <td>Ctn Wt 164</td> </tr> <tr> <td>COL Sq Ft</td> <td>Cu Ft 56</td> </tr> </tbody> </table>	Dimensions	D	W	H	Overall	32	60	51 1/2	Seat	20	60	18	Upholstery	Shipping	COM Ydg	Ctn Wt 164	COL Sq Ft	Cu Ft 56	COM \$4,802 A \$4,884 B \$5,047 COL/C \$5,332 D \$5,698 E \$6,009 F \$6,554 G \$7,137 H \$7,637 I \$8,530 J \$9,588 L1 \$7,877 L2 \$8,733
		Dimensions	D	W	H																
Overall	32	60	51 1/2																		
Seat	20	60	18																		
Upholstery	Shipping																				
COM Ydg	Ctn Wt 164																				
COL Sq Ft	Cu Ft 56																				

To Order, Specify:

- ① Model Number
- ② Wood Finish [See Wood Finish Options](#)
- ③ Laminate Color Selection (Stand Up Surface) [See Laminate Color Selection](#)
- ④ Surface Corners (Stand Up Surface) - Square (S), no upcharge or Rounded (R), add \$52 list
- ⑤ Fabric Selection - vendor, pattern and color
 - A. Seat
 - B. Back
 - C. Arm
 - D. Headrest
 Visit www.jsifurniture.com/finishes-and-materials/textiles for our textiles program. See selection of standard and graded in manufacturers and patterns.
- ⑥ Metal Leg Color - [See Metal Leg Color Options](#)
- ⑦ Optional Power Center - Flush Mount (EC22) - Black (B) or White (W); \$613 list each, see page CT3 for location availability
- ⑧ Optional Drink Holder (DH) - add \$126 list each
- ⑨ Optional Tablet Arm - indicate left (TBL) or right arm (TBR); essentials veneer add \$697 list, artisan veneer add \$726 list
- ⑩ Optional Rubber Cushion Nylon Glides - no upcharge
- ⑪ Product Options

Specifications

- Wood Finishes - Essentials or Artisan.
- Seat has synthetic sheet webbing with cross strap reinforcement, 4 1/4" high density polyurethane foam.
- Back has high density polyurethane foam.
- Arms have 3/4" thick top and 1/4" thick side high density polyurethane foam.
- Plywood construction with locking tenons, glue and screws.
- Linking bracket included.
- Metal legs are 16 gauge steel tube with metal leveling glides.
- 3/4" thick 10" deep laminate stand up surface with coordinating 3mm PVC edge supported by steel columns, 42" surface height.

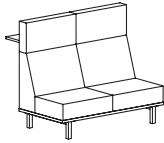
Description

Model

Specifications

List Price Per Grade

Two Seat Privacy Back
with Stand Up Surface



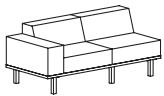
CTL2306

- armless
- stand up surface corner; specify square (S) no upcharge or rounded (R) add \$52 list
- 30" individual seat width
- 14" high headrest
- 41 3/4" high stand up surface
- COM based on single fabric
- multiple fabrics, see pages CT6-CT8 for yardage requirements
- artisan veneer available; specify and add \$135 list

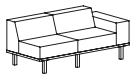
Dimensions	D	W	H
Overall	42	60	51 1/2
Seat	20	60	18
Upholstery		Shipping	
COM Ydg	10	Ctn Wt	202
COL Sq Ft	230	Cu Ft	66

COM	\$6,074
A	\$6,156
B	\$6,319
COL/C	\$6,604
D	\$6,970
E	\$7,281
F	\$7,826
G	\$8,409
H	\$8,909
I	\$9,802
J	\$10,860
L1	\$9,149
L2	\$10,005

Two Seat Low Back



CTL2301UR
right



CTL2301UL
left

CTL2301UR

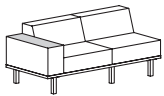
CTL2301UL

- upholstered arm
- 10" arm width
- 30" individual seat width
- COM based on single fabric
- multiple fabrics, see pages CT6-CT8 for yardage requirements
- artisan veneer available; specify and add \$135 list

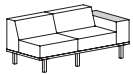
Dimensions	D	W	H
Overall	32	70	30 1/2
Seat	20	60	18
Arm		10	24 1/2
Upholstery		Shipping	
COM Ydg	8 1/2	Ctn Wt	187
COL Sq Ft	196	Cu Ft	36

COM	\$4,289
A	\$4,359
B	\$4,497
COL/C	\$4,739
D	\$5,050
E	\$5,315
F	\$5,778
G	\$6,274
H	\$6,699
I	\$7,458
J	\$8,357
L1	\$6,902
L2	\$7,630

Two Seat Low Back



CTL2301WR
right



CTL2301WL
left

CTL2301WR

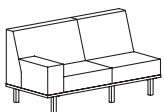
CTL2301WL

- wood cap arm
- 10" arm width
- 30" individual seat width
- COM based on single fabric
- multiple fabrics, see pages CT6-CT8 for yardage requirements
- artisan veneer available; specify and add \$172 list

Dimensions	D	W	H
Overall	32	70	30 1/2
Seat	20	60	18
Arm		10	25
Upholstery		Shipping	
COM Ydg	8 1/2	Ctn Wt	192
COL Sq Ft	196	Cu Ft	36

COM	\$4,491
A	\$4,561
B	\$4,699
COL/C	\$4,941
D	\$5,252
E	\$5,517
F	\$5,980
G	\$6,476
H	\$6,901
I	\$7,660
J	\$8,559
L1	\$7,104
L2	\$7,832

Two Seat Mid Back



CTL2302UR
right



CTL2302UL
left

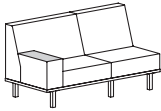

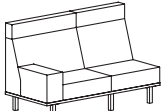
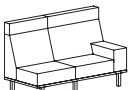
CTL2302UR

CTL2302UL

- upholstered arm
- 10" arm width
- 30" individual seat width
- COM based on single fabric
- multiple fabrics, see pages CT6-CT8 for yardage requirements
- artisan veneer available; specify and add \$135 list

Dimensions	D	W	H
Overall	32	70	37 1/2
Seat	20	60	18
Arm		10	24 1/2
Upholstery		Shipping	
COM Ydg	9	Ctn Wt	187
COL Sq Ft	207	Cu Ft	46

COM	\$4,692
A	\$4,766
B	\$4,913
COL/C	\$5,169
D	\$5,498
E	\$5,778
F	\$6,269
G	\$6,794
H	\$7,243
I	\$8,047
J	\$8,999
L1	\$7,459
L2	\$8,230

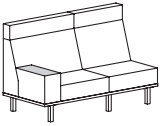
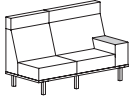
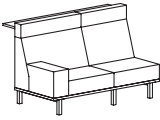

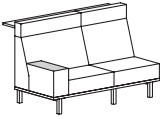

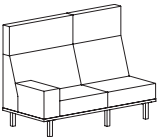
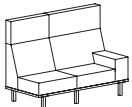
Description	① Model	Specifications	List Price Per Grade																									
Two Seat Mid Back  CTL2302WR right  CTL2302WL left	CTL2302WR CTL2302WL <ul style="list-style-type: none"> • wood cap arm • 10" arm width • 30" individual seat width • COM based on single fabric • multiple fabrics, see pages CT6-CT8 for yardage requirements • artisan veneer available; specify and add \$172 list 	<table border="1"> <thead> <tr> <th>Dimensions</th> <th>D</th> <th>W</th> <th>H</th> </tr> </thead> <tbody> <tr> <td>Overall</td> <td>32</td> <td>70</td> <td>37½</td> </tr> <tr> <td>Seat</td> <td>20</td> <td>60</td> <td>18</td> </tr> <tr> <td>Arm</td> <td></td> <td>10</td> <td>25</td> </tr> </tbody> </table> <table border="1"> <thead> <tr> <th>Upholstery</th> <th colspan="2">Shipping</th> </tr> </thead> <tbody> <tr> <td>COM Ydg</td> <td>9</td> <td>Ctn Wt 192</td> </tr> <tr> <td>COL Sq Ft</td> <td>207</td> <td>Cu Ft 46</td> </tr> </tbody> </table>	Dimensions	D	W	H	Overall	32	70	37½	Seat	20	60	18	Arm		10	25	Upholstery	Shipping		COM Ydg	9	Ctn Wt 192	COL Sq Ft	207	Cu Ft 46	COM \$4,889 A \$4,963 B \$5,110 COL/C \$5,366 D \$5,695 E \$5,975 F \$6,466 G \$6,991 H \$7,440 I \$8,244 J \$9,196 L1 \$7,656 L2 \$8,427
		Dimensions	D	W	H																							
Overall	32	70	37½																									
Seat	20	60	18																									
Arm		10	25																									
Upholstery	Shipping																											
COM Ydg	9	Ctn Wt 192																										
COL Sq Ft	207	Cu Ft 46																										
Two Seat High Back  CTL2303UR right  CTL2303UL left	CTL2303UR CTL2303UL <ul style="list-style-type: none"> • upholstered arm • 10" arm width • 30" individual seat width • 7" high headrest • COM based on single fabric • multiple fabrics, see pages CT6-CT8 for yardage requirements • artisan veneer available; specify and add \$135 list 	<table border="1"> <thead> <tr> <th>Dimensions</th> <th>D</th> <th>W</th> <th>H</th> </tr> </thead> <tbody> <tr> <td>Overall</td> <td>32</td> <td>70</td> <td>44½</td> </tr> <tr> <td>Seat</td> <td>20</td> <td>60</td> <td>18</td> </tr> <tr> <td>Arm</td> <td></td> <td>10</td> <td>24½</td> </tr> </tbody> </table> <table border="1"> <thead> <tr> <th>Upholstery</th> <th colspan="2">Shipping</th> </tr> </thead> <tbody> <tr> <td>COM Ydg</td> <td>10½</td> <td>Ctn Wt 204</td> </tr> <tr> <td>COL Sq Ft</td> <td>242</td> <td>Cu Ft 56</td> </tr> </tbody> </table>	Dimensions	D	W	H	Overall	32	70	44½	Seat	20	60	18	Arm		10	24½	Upholstery	Shipping		COM Ydg	10½	Ctn Wt 204	COL Sq Ft	242	Cu Ft 56	COM \$5,093 A \$5,179 B \$5,350 COL/C \$5,649 D \$6,034 E \$6,360 F \$6,932 G \$7,545 H \$8,069 I \$9,007 J \$10,118 L1 \$8,321 L2 \$9,220
		Dimensions	D	W	H																							
Overall	32	70	44½																									
Seat	20	60	18																									
Arm		10	24½																									
Upholstery	Shipping																											
COM Ydg	10½	Ctn Wt 204																										
COL Sq Ft	242	Cu Ft 56																										

To Order, Specify:

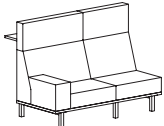

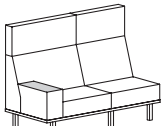

- ① Model Number
- ② Wood Finish [See Wood Finish Options](#)
- ③ Laminate Color Selection (Stand Up Surface) [See Laminate Color Selection](#)
- ④ Surface Corners (Stand Up Surface) - Square (S), no upcharge or Rounded (R), add \$52 list
- ⑤ Fabric Selection - vendor, pattern and color
 - A. Seat
 - B. Back
 - C. Arm
 - D. Headrest
 Visit www.jsifurniture.com/finishes-and-materials/textiles for our textiles program. See selection of standard and graded in manufacturers and patterns.
- ⑥ Metal Leg Color - [See Metal Leg Color Options](#)
- ⑦ Optional Power Center - Flush Mount (EC22) - Black (B) or White (W); \$613 list each, see page CT3 for location availability
- ⑧ Optional Drink Holder (DH) - add \$126 list each
- ⑨ Optional Tablet Arm - indicate left (TBL) or right arm (TBR); essentials veneer add \$697 list, artisan veneer add \$726 list
- ⑩ Optional Rubber Cushion Nylon Glides - no upcharge
- ⑪ Product Options

Specifications

- Wood Finishes - Essentials or Artisan.
- Seat has synthetic sheet webbing with cross strap reinforcement, 4 ¼" high density polyurethane foam.
- Back has high density polyurethane foam.
- Arms have ¾" thick top and ¼" thick side high density polyurethane foam.
- Plywood construction with locking tenons, glue and screws.
- Linking bracket included.
- Metal legs are 16 gauge steel tube with metal leveling glides.
- ¾" thick 10" deep laminate stand up surface with coordinating 3mm PVC edge supported by steel columns, 42" surface height.

Description	Model	Specifications	List Price Per Grade
Two Seat High Back  CTL2303WR right  CTL2303WL left	CTL2303WR CTL2303WL · wood cap arm · 10" arm width · 30" individual seat width · 7" high headrest · COM based on single fabric · multiple fabrics, see pages CT6-CT8 for yardage requirements · artisan veneer available; specify and add \$172 list	Dimensions	D W H
		Overall	32 70 44 1/2
		Seat	20 60 18
		Arm	10 25
		Upholstery	Shipping
		COM Ydg	10 1/2 Ctn Wt 209
		COL Sq Ft	242 Cu Ft 56
			COM \$5,295 A \$5,381 B \$5,552 COL/C \$5,851 D \$6,236 E \$6,562 F \$7,134 G \$7,747 H \$8,271 I \$9,209 J \$10,320 L1 \$8,523 L2 \$9,422
Two Seat High Back with Stand Up Surface  CTL2304UR right  CTL2304UL left	CTL2304UR CTL2304UL · upholstered arm · stand up surface corner; specify square (S) no upcharge or rounded (R) add \$52 list · 10" arm width · 30" individual seat width · 7" high headrest · 41 3/4" high stand up surface · COM based on single fabric · multiple fabrics, see pages CT6-CT8 for yardage requirements · artisan veneer available; specify and add \$135 list	Dimensions	D W H
		Overall	42 70 44 1/2
		Seat	20 60 18
		Arm	10 24 1/2
		Upholstery	Shipping
		COM Ydg	10 1/2 Ctn Wt 242
		COL Sq Ft	242 Cu Ft 68
			COM \$6,974 A \$7,060 B \$7,231 COL/C \$7,530 D \$7,915 E \$8,241 F \$8,813 G \$9,426 H \$9,950 I \$10,888 J \$11,999 L1 \$10,202 L2 \$11,101
Two Seat High Back with Stand Up Surface  CTL2304WR right  CTL2304WL left	CTL2304WR CTL2304WL · wood cap arm · stand up surface corner; specify square (S) no upcharge or rounded (R) add \$52 list · 10" arm width · 30" individual seat width · 7" high headrest · 41 3/4" high stand up surface · COM based on single fabric · multiple fabrics, see pages CT6-CT8 for yardage requirements · artisan veneer available; specify and add \$172 list	Dimensions	D W H
		Overall	42 70 44 1/2
		Seat	20 60 18
		Arm	10 25
		Upholstery	Shipping
		COM Ydg	10 1/2 Ctn Wt 247
		COL Sq Ft	242 Cu Ft 68
			COM \$7,173 A \$7,259 B \$7,430 COL/C \$7,729 D \$8,114 E \$8,440 F \$9,012 G \$9,625 H \$10,149 I \$11,087 J \$12,198 L1 \$10,401 L2 \$11,300
Two Seat Privacy Back  CTL2305UR right  CTL2305UL left	CTL2305UR CTL2305UL · upholstered arm · 10" arm width · 30" individual seat width · 14" high headrest · COM based on single fabric · multiple fabrics, see pages CT6-CT8 for yardage requirements · artisan veneer available; specify and add \$135 list	Dimensions	D W H
		Overall	32 70 51 1/2
		Seat	20 60 18
		Arm	10 24 1/2
		Upholstery	Shipping
		COM Ydg	11 1/2 Ctn Wt 214
		COL Sq Ft	265 Cu Ft 66
			COM \$5,496 A \$5,591 B \$5,778 COL/C \$6,105 D \$6,526 E \$6,884 F \$7,510 G \$8,182 H \$8,756 I \$9,783 J \$11,000 L1 \$9,032 L2 \$10,016

CONNECT

Description	① Model	Specifications	List Price Per Grade																																																						
Two Seat Privacy Back with Stand Up Surface  CTL2306UR right  CTL2306UL left	CTL2306UR CTL2306UL <ul style="list-style-type: none"> • upholstered arm • stand up surface corner; specify square (S) no upcharge or rounded (R) add \$52 list • 10" arm width • 30" individual seat width • 14" high headrest • 41 ¾" high stand up surface • COM based on single fabric • multiple fabrics, see pages CT6-CT8 for yardage requirements • artisan veneer available; specify and add \$135 list 	<table border="1"> <thead> <tr> <th>Dimensions</th> <th>D</th> <th>W</th> <th>H</th> </tr> </thead> <tbody> <tr> <td>Overall</td> <td>42</td> <td>70</td> <td>51 ½</td> </tr> <tr> <td>Seat</td> <td>20</td> <td>60</td> <td>18</td> </tr> <tr> <td>Arm</td> <td></td> <td>10</td> <td>24 ½</td> </tr> <tr> <th colspan="2">Upholstery</th> <th colspan="2">Shipping</th> </tr> <tr> <td>COM Ydg</td> <td>11 ½</td> <td>Ctn Wt</td> <td>252</td> </tr> <tr> <td>COL Sq Ft</td> <td>265</td> <td>Cu Ft</td> <td>78</td> </tr> </tbody> </table>	Dimensions	D	W	H	Overall	42	70	51 ½	Seat	20	60	18	Arm		10	24 ½	Upholstery		Shipping		COM Ydg	11 ½	Ctn Wt	252	COL Sq Ft	265	Cu Ft	78	<table> <tbody> <tr><td>COM</td><td>\$7,377</td></tr> <tr><td>A</td><td>\$7,472</td></tr> <tr><td>B</td><td>\$7,659</td></tr> <tr><td>COL/C</td><td>\$7,986</td></tr> <tr><td>D</td><td>\$8,407</td></tr> <tr><td>E</td><td>\$8,765</td></tr> <tr><td>F</td><td>\$9,391</td></tr> <tr><td>G</td><td>\$10,063</td></tr> <tr><td>H</td><td>\$10,637</td></tr> <tr><td>I</td><td>\$11,664</td></tr> <tr><td>J</td><td>\$12,881</td></tr> <tr><td>L1</td><td>\$10,913</td></tr> <tr><td>L2</td><td>\$11,897</td></tr> </tbody> </table>	COM	\$7,377	A	\$7,472	B	\$7,659	COL/C	\$7,986	D	\$8,407	E	\$8,765	F	\$9,391	G	\$10,063	H	\$10,637	I	\$11,664	J	\$12,881	L1	\$10,913	L2	\$11,897
		Dimensions	D	W	H																																																				
Overall	42	70	51 ½																																																						
Seat	20	60	18																																																						
Arm		10	24 ½																																																						
Upholstery		Shipping																																																							
COM Ydg	11 ½	Ctn Wt	252																																																						
COL Sq Ft	265	Cu Ft	78																																																						
COM	\$7,377																																																								
A	\$7,472																																																								
B	\$7,659																																																								
COL/C	\$7,986																																																								
D	\$8,407																																																								
E	\$8,765																																																								
F	\$9,391																																																								
G	\$10,063																																																								
H	\$10,637																																																								
I	\$11,664																																																								
J	\$12,881																																																								
L1	\$10,913																																																								
L2	\$11,897																																																								
Two Seat Privacy Back  CTL2305WR right  CTL2305WL left	CTL2305WR CTL2305WL <ul style="list-style-type: none"> • wood cap arm • 10" arm width • 30" individual seat width • 14" high headrest • COM based on single fabric • multiple fabrics, see pages CT6-CT8 for yardage requirements • artisan veneer available; specify and add \$172 list 	<table border="1"> <thead> <tr> <th>Dimensions</th> <th>D</th> <th>W</th> <th>H</th> </tr> </thead> <tbody> <tr> <td>Overall</td> <td>32</td> <td>70</td> <td>51 ½</td> </tr> <tr> <td>Seat</td> <td>20</td> <td>60</td> <td>18</td> </tr> <tr> <td>Arm</td> <td></td> <td>10</td> <td>25</td> </tr> <tr> <th colspan="2">Upholstery</th> <th colspan="2">Shipping</th> </tr> <tr> <td>COM Ydg</td> <td>11 ½</td> <td>Ctn Wt</td> <td>219</td> </tr> <tr> <td>COL Sq Ft</td> <td>265</td> <td>Cu Ft</td> <td>66</td> </tr> </tbody> </table>	Dimensions	D	W	H	Overall	32	70	51 ½	Seat	20	60	18	Arm		10	25	Upholstery		Shipping		COM Ydg	11 ½	Ctn Wt	219	COL Sq Ft	265	Cu Ft	66	<table> <tbody> <tr><td>COM</td><td>\$5,695</td></tr> <tr><td>A</td><td>\$5,790</td></tr> <tr><td>B</td><td>\$5,977</td></tr> <tr><td>COL/C</td><td>\$6,304</td></tr> <tr><td>D</td><td>\$6,725</td></tr> <tr><td>E</td><td>\$7,083</td></tr> <tr><td>F</td><td>\$7,709</td></tr> <tr><td>G</td><td>\$8,381</td></tr> <tr><td>H</td><td>\$8,955</td></tr> <tr><td>I</td><td>\$9,982</td></tr> <tr><td>J</td><td>\$11,199</td></tr> <tr><td>L1</td><td>\$9,231</td></tr> <tr><td>L2</td><td>\$10,215</td></tr> </tbody> </table>	COM	\$5,695	A	\$5,790	B	\$5,977	COL/C	\$6,304	D	\$6,725	E	\$7,083	F	\$7,709	G	\$8,381	H	\$8,955	I	\$9,982	J	\$11,199	L1	\$9,231	L2	\$10,215
		Dimensions	D	W	H																																																				
Overall	32	70	51 ½																																																						
Seat	20	60	18																																																						
Arm		10	25																																																						
Upholstery		Shipping																																																							
COM Ydg	11 ½	Ctn Wt	219																																																						
COL Sq Ft	265	Cu Ft	66																																																						
COM	\$5,695																																																								
A	\$5,790																																																								
B	\$5,977																																																								
COL/C	\$6,304																																																								
D	\$6,725																																																								
E	\$7,083																																																								
F	\$7,709																																																								
G	\$8,381																																																								
H	\$8,955																																																								
I	\$9,982																																																								
J	\$11,199																																																								
L1	\$9,231																																																								
L2	\$10,215																																																								

To Order, Specify:

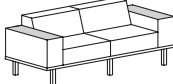
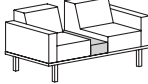
- ① Model Number
- ② Wood Finish [See Wood Finish Options](#)
- ③ Laminate Color Selection (Stand Up Surface) [See Laminate Color Selection](#)
- ④ Surface Corners (Stand Up Surface) - Square (S), no upcharge or Rounded (R), add \$52 list
- ⑤ Fabric Selection - vendor, pattern and color
 - A. Seat
 - B. Back
 - C. Arm
 - D. Headrest
 Visit www.jsifurniture.com/finishes-and-materials/textiles for our textiles program. See selection of standard and graded in manufacturers and patterns.
- ⑥ Metal Leg Color - [See Metal Leg Color Options](#)
- ⑦ Optional Power Center - Flush Mount (EC22) - Black (B) or White (W); \$613 list each, see page CT3 for location availability
- ⑧ Optional Drink Holder (DH) - add \$126 list each
- ⑨ Optional Tablet Arm - indicate left (TBL) or right arm (TBR); essentials veneer add \$697 list, artisan veneer add \$726 list
- ⑩ Optional Rubber Cushion Nylon Glides - no upcharge
- ⑪ Product Options

Specifications

- Wood Finishes - Essentials or Artisan.
- Seat has synthetic sheet webbing with cross strap reinforcement, 4 ¼" high density polyurethane foam.
- Back has high density polyurethane foam.
- Arms have ¾" thick top and ¼" thick side high density polyurethane foam.
- Plywood construction with locking tenons, glue and screws.
- Linking bracket included.
- Metal legs are 16 gauge steel tube with metal leveling glides.
- ¾" thick 10" deep laminate stand up surface with coordinating 3mm PVC edge supported by steel columns, 42" surface height.

Description	Model	Specifications	List Price Per Grade																										
Two Seat Privacy Back with Stand Up Surface	CTL2306WR	<table border="1"> <thead> <tr> <th>Dimensions</th> <th>D</th> <th>W</th> <th>H</th> </tr> </thead> <tbody> <tr> <td>Overall</td> <td>42</td> <td>70</td> <td>51 1/2</td> </tr> <tr> <td>Seat</td> <td>20</td> <td>60</td> <td>18</td> </tr> <tr> <td>Arm</td> <td></td> <td>10</td> <td>25</td> </tr> </tbody> </table>	Dimensions	D	W	H	Overall	42	70	51 1/2	Seat	20	60	18	Arm		10	25	<table border="1"> <thead> <tr> <th>Upholstery</th> <th colspan="2">Shipping</th> </tr> </thead> <tbody> <tr> <td>COM Ydg</td> <td>11 1/2</td> <td>Ctn Wt 257</td> </tr> <tr> <td>COL Sq Ft</td> <td>265</td> <td>Cu Ft 78</td> </tr> </tbody> </table>	Upholstery	Shipping		COM Ydg	11 1/2	Ctn Wt 257	COL Sq Ft	265	Cu Ft 78	
	Dimensions		D	W	H																								
Overall	42	70	51 1/2																										
Seat	20	60	18																										
Arm		10	25																										
Upholstery	Shipping																												
COM Ydg	11 1/2	Ctn Wt 257																											
COL Sq Ft	265	Cu Ft 78																											
CTL2306WL	<ul style="list-style-type: none"> · wood cap arm · stand up surface corner; specify square (S) no upcharge or rounded (R) add \$52 list · 10" arm width · 30" individual seat width · 14" high headrest · 41 3/4" high stand up surface · COM based on single fabric · multiple fabrics, see pages CT6-CT8 for yardage requirements · artisan veneer available; specify and add \$172 list 	<table border="1"> <thead> <tr> <th>Dimensions</th> <th>D</th> <th>W</th> <th>H</th> </tr> </thead> <tbody> <tr> <td>Overall</td> <td>32</td> <td>50</td> <td>30 1/2</td> </tr> <tr> <td>Seat</td> <td>20</td> <td>40</td> <td>18</td> </tr> <tr> <td>Arm</td> <td></td> <td>5</td> <td>24 1/2</td> </tr> </tbody> </table>	Dimensions	D	W	H	Overall	32	50	30 1/2	Seat	20	40	18	Arm		5	24 1/2	<table border="1"> <thead> <tr> <th>Upholstery</th> <th colspan="2">Shipping</th> </tr> </thead> <tbody> <tr> <td>COM Ydg</td> <td>10</td> <td>Ctn Wt 105</td> </tr> <tr> <td>COL Sq Ft</td> <td>230</td> <td>Cu Ft 26</td> </tr> </tbody> </table>	Upholstery	Shipping		COM Ydg	10	Ctn Wt 105	COL Sq Ft	230	Cu Ft 26	
Dimensions	D	W	H																										
Overall	32	50	30 1/2																										
Seat	20	40	18																										
Arm		5	24 1/2																										
Upholstery	Shipping																												
COM Ydg	10	Ctn Wt 105																											
COL Sq Ft	230	Cu Ft 26																											
Two Seat Low Back	CTL2201U2	<ul style="list-style-type: none"> · upholstered arms · 5" arm width · 20" individual seat width · COM based on single fabric · multiple fabrics, see pages CT6-CT8 for yardage requirements · artisan veneer available; specify and add \$172 list 	<table border="1"> <thead> <tr> <th>Dimensions</th> <th>D</th> <th>W</th> <th>H</th> </tr> </thead> <tbody> <tr> <td>Overall</td> <td>32</td> <td>50</td> <td>30 1/2</td> </tr> <tr> <td>Seat</td> <td>20</td> <td>40</td> <td>18</td> </tr> <tr> <td>Arm</td> <td></td> <td>5</td> <td>24 1/2</td> </tr> </tbody> </table>	Dimensions	D	W	H	Overall	32	50	30 1/2	Seat	20	40	18	Arm		5	24 1/2	<table border="1"> <thead> <tr> <th>Upholstery</th> <th colspan="2">Shipping</th> </tr> </thead> <tbody> <tr> <td>COM Ydg</td> <td>10</td> <td>Ctn Wt 105</td> </tr> <tr> <td>COL Sq Ft</td> <td>230</td> <td>Cu Ft 26</td> </tr> </tbody> </table>	Upholstery	Shipping		COM Ydg	10	Ctn Wt 105	COL Sq Ft	230	Cu Ft 26
Dimensions	D	W	H																										
Overall	32	50	30 1/2																										
Seat	20	40	18																										
Arm		5	24 1/2																										
Upholstery	Shipping																												
COM Ydg	10	Ctn Wt 105																											
COL Sq Ft	230	Cu Ft 26																											
Two Seat Low Back	CTL2201W2	<ul style="list-style-type: none"> · wood cap arms · 5" arm width · 20" individual seat width · COM based on single fabric · multiple fabrics, see pages CT6-CT8 for yardage requirements · artisan veneer available; specify and add \$201 list 	<table border="1"> <thead> <tr> <th>Dimensions</th> <th>D</th> <th>W</th> <th>H</th> </tr> </thead> <tbody> <tr> <td>Overall</td> <td>32</td> <td>50</td> <td>30 1/2</td> </tr> <tr> <td>Seat</td> <td>20</td> <td>40</td> <td>18</td> </tr> <tr> <td>Arm</td> <td></td> <td>5</td> <td>25</td> </tr> </tbody> </table>	Dimensions	D	W	H	Overall	32	50	30 1/2	Seat	20	40	18	Arm		5	25	<table border="1"> <thead> <tr> <th>Upholstery</th> <th colspan="2">Shipping</th> </tr> </thead> <tbody> <tr> <td>COM Ydg</td> <td>10</td> <td>Ctn Wt 115</td> </tr> <tr> <td>COL Sq Ft</td> <td>230</td> <td>Cu Ft 26</td> </tr> </tbody> </table>	Upholstery	Shipping		COM Ydg	10	Ctn Wt 115	COL Sq Ft	230	Cu Ft 26
Dimensions	D	W	H																										
Overall	32	50	30 1/2																										
Seat	20	40	18																										
Arm		5	25																										
Upholstery	Shipping																												
COM Ydg	10	Ctn Wt 115																											
COL Sq Ft	230	Cu Ft 26																											
Two Seat Low Back	CTL2301U2	<ul style="list-style-type: none"> · upholstered arms · 10" arm width · 30" individual seat width · COM based on single fabric · multiple fabrics, see pages CT6-CT8 for yardage requirements · artisan veneer available; specify and add \$135 list 	<table border="1"> <thead> <tr> <th>Dimensions</th> <th>D</th> <th>W</th> <th>H</th> </tr> </thead> <tbody> <tr> <td>Overall</td> <td>32</td> <td>80</td> <td>30 1/2</td> </tr> <tr> <td>Seat</td> <td>20</td> <td>60</td> <td>18</td> </tr> <tr> <td>Arm</td> <td></td> <td>10</td> <td>24 1/2</td> </tr> </tbody> </table>	Dimensions	D	W	H	Overall	32	80	30 1/2	Seat	20	60	18	Arm		10	24 1/2	<table border="1"> <thead> <tr> <th>Upholstery</th> <th colspan="2">Shipping</th> </tr> </thead> <tbody> <tr> <td>COM Ydg</td> <td>10</td> <td>Ctn Wt 221</td> </tr> <tr> <td>COL Sq Ft</td> <td>230</td> <td>Cu Ft 41</td> </tr> </tbody> </table>	Upholstery	Shipping		COM Ydg	10	Ctn Wt 221	COL Sq Ft	230	Cu Ft 41
Dimensions	D	W	H																										
Overall	32	80	30 1/2																										
Seat	20	60	18																										
Arm		10	24 1/2																										
Upholstery	Shipping																												
COM Ydg	10	Ctn Wt 221																											
COL Sq Ft	230	Cu Ft 41																											

CONNECT

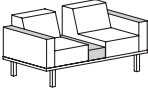
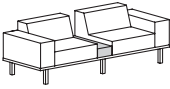
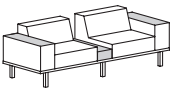
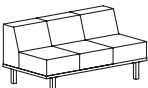
Description	① Model	Specifications	List Price Per Grade																						
Two Seat Low Back 	CTL2301W2 <ul style="list-style-type: none"> • wood cap arms • 10" arm width • 30" individual seat width • COM based on single fabric • multiple fabrics, see pages CT6-CT8 for yardage requirements • artisan veneer available; specify and add \$201 list 	<table border="1"> <thead> <tr> <th>Dimensions</th> <th>D</th> <th>W</th> <th>H</th> </tr> </thead> <tbody> <tr> <td>Overall</td> <td>32</td> <td>80</td> <td>30½</td> </tr> <tr> <td>Seat</td> <td>20</td> <td>60</td> <td>18</td> </tr> <tr> <td>Arm</td> <td></td> <td>10</td> <td>25</td> </tr> </tbody> </table> <table border="1"> <thead> <tr> <th>Upholstery</th> <th>Shipping</th> </tr> </thead> <tbody> <tr> <td>COM Ydg</td> <td>Ctn Wt 231</td> </tr> <tr> <td>COL Sq Ft</td> <td>Cu Ft 41</td> </tr> </tbody> </table>	Dimensions	D	W	H	Overall	32	80	30½	Seat	20	60	18	Arm		10	25	Upholstery	Shipping	COM Ydg	Ctn Wt 231	COL Sq Ft	Cu Ft 41	COM \$5,384 A \$5,466 B \$5,629 COL/C \$5,914 D \$6,280 E \$6,591 F \$7,136 G \$7,719 H \$8,219 I \$9,112 J \$10,170 L1 \$8,459 L2 \$9,315
		Dimensions	D	W	H																				
Overall	32	80	30½																						
Seat	20	60	18																						
Arm		10	25																						
Upholstery	Shipping																								
COM Ydg	Ctn Wt 231																								
COL Sq Ft	Cu Ft 41																								
Two Seat Low Back 	CTL2201U2CC <ul style="list-style-type: none"> • upholstered arms • 5" arm width • 20" individual seat width • 10" wide center console • COM based on single fabric • multiple fabrics, see pages CT6-CT8 for yardage requirements • artisan veneer available; specify and add \$201 list 	<table border="1"> <thead> <tr> <th>Dimensions</th> <th>D</th> <th>W</th> <th>H</th> </tr> </thead> <tbody> <tr> <td>Overall</td> <td>32</td> <td>60</td> <td>30½</td> </tr> <tr> <td>Seat</td> <td>20</td> <td>40</td> <td>18</td> </tr> <tr> <td>Arm</td> <td></td> <td>5</td> <td>24½</td> </tr> </tbody> </table> <table border="1"> <thead> <tr> <th>Upholstery</th> <th>Shipping</th> </tr> </thead> <tbody> <tr> <td>COM Ydg</td> <td>Ctn Wt 118</td> </tr> <tr> <td>COL Sq Ft</td> <td>Cu Ft 31</td> </tr> </tbody> </table>	Dimensions	D	W	H	Overall	32	60	30½	Seat	20	40	18	Arm		5	24½	Upholstery	Shipping	COM Ydg	Ctn Wt 118	COL Sq Ft	Cu Ft 31	COM \$5,332 A \$5,414 B \$5,577 COL/C \$5,862 D \$6,228 E \$6,539 F \$7,084 G \$7,667 H \$8,167 I \$9,060 J \$10,118 L1 \$8,407 L2 \$9,263
		Dimensions	D	W	H																				
Overall	32	60	30½																						
Seat	20	40	18																						
Arm		5	24½																						
Upholstery	Shipping																								
COM Ydg	Ctn Wt 118																								
COL Sq Ft	Cu Ft 31																								

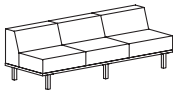
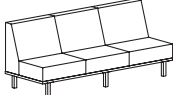
To Order, Specify:

- ① Model Number
- ② Wood Finish [See Wood Finish Options](#)
- ③ Laminate Color Selection (Stand Up Surface) [See Laminate Color Selection](#)
- ④ Surface Corners (Stand Up Surface) -
Square (S), no upcharge or Rounded(R), add \$52 list
- ⑤ Fabric Selection - vendor, pattern and color
A. Seat
B. Back
C. Arm
D. Headrest
Visit www.jsifurniture.com/finishes-and-materials/textiles for our textiles program.
See selection of standard and graded in manufacturers and patterns.
- ⑥ Metal Leg Color - [See Metal Leg Color Options](#)
- ⑦ Optional Wood Back Rail - available on any unit with two arms, specify and add \$202 list
- ⑧ Optional Power Center - Flush Mount (EC22) -
Black (B) or White (W); \$613 list each, see page CT3 for location availability
- ⑨ Arm Cap - Wood (M) or Black 3D Laminate (B3L)
Optional Drink Holder(s) (DH) - add \$126 list each, indicate left or right arm; add \$252 list for end table
- ⑩ Optional Tablet Arm - indicate left (TBL) or right arm (TBR); essentials veneer add \$697 list, artisan veneer add \$726 list
- ⑪ Optional Coordinating Wood Grain Laminate Available on Wood Cap Arm or Table Top - no upcharge. Finishes with an asterisk have a coordinating laminate available
- ⑫ Optional Rubber Cushion Nylon Glides - no upcharge
- ⑬ Product Options

Specifications

- Wood Finishes - Essentials or Artisan.
- Seat has synthetic sheet webbing with cross strap reinforcement, 4 ¼" high density polyurethane foam.
- Back has high density polyurethane foam.
- Arms have ¾" thick top and ¼" thick side high density polyurethane foam.
- Plywood construction with locking tenons, glue and screws.
- Linking bracket included.
- Metal legs are 16 gauge steel tube with metal leveling glides.
- ¾" thick 10" deep laminate stand up surface with coordinating 3mm PVC edge supported by steel columns, 42" surface height.

Description	① Model	Specifications	List Price Per Grade																																										
Two Seat Low Back 	CTL2201W2CC <ul style="list-style-type: none"> · wood cap arms · 5" arm width · 20" individual seat width · 10" wide center console · COM based on single fabric · multiple fabrics, see pages CT6-CT8 for yardage requirements · artisan veneer available; specify and add \$251 list 	<table border="1"> <thead> <tr> <th>Dimensions</th> <th>D</th> <th>W</th> <th>H</th> </tr> </thead> <tbody> <tr> <td>Overall</td> <td>32</td> <td>60</td> <td>30½</td> </tr> <tr> <td>Seat</td> <td>20</td> <td>40</td> <td>18</td> </tr> <tr> <td>Arm</td> <td></td> <td>5</td> <td>25</td> </tr> </tbody> </table>	Dimensions	D	W	H	Overall	32	60	30½	Seat	20	40	18	Arm		5	25	<table border="1"> <tbody> <tr><td>COM</td><td>\$5,736</td></tr> <tr><td>A</td><td>\$5,818</td></tr> <tr><td>B</td><td>\$5,981</td></tr> <tr><td>COL/C</td><td>\$6,266</td></tr> <tr><td>D</td><td>\$6,632</td></tr> <tr><td>E</td><td>\$6,943</td></tr> <tr><td>F</td><td>\$7,488</td></tr> <tr><td>G</td><td>\$8,071</td></tr> <tr><td>H</td><td>\$8,571</td></tr> <tr><td>I</td><td>\$9,464</td></tr> <tr><td>J</td><td>\$10,522</td></tr> <tr><td>L1</td><td>\$8,811</td></tr> <tr><td>L2</td><td>\$9,667</td></tr> </tbody> </table>	COM	\$5,736	A	\$5,818	B	\$5,981	COL/C	\$6,266	D	\$6,632	E	\$6,943	F	\$7,488	G	\$8,071	H	\$8,571	I	\$9,464	J	\$10,522	L1	\$8,811	L2	\$9,667
		Dimensions	D	W	H																																								
Overall	32	60	30½																																										
Seat	20	40	18																																										
Arm		5	25																																										
COM	\$5,736																																												
A	\$5,818																																												
B	\$5,981																																												
COL/C	\$6,266																																												
D	\$6,632																																												
E	\$6,943																																												
F	\$7,488																																												
G	\$8,071																																												
H	\$8,571																																												
I	\$9,464																																												
J	\$10,522																																												
L1	\$8,811																																												
L2	\$9,667																																												
		<table border="1"> <thead> <tr> <th>Upholstery</th> <th colspan="2">Shipping</th> </tr> </thead> <tbody> <tr> <td>COM Ydg</td> <td>10</td> <td>Ctn Wt 123</td> </tr> <tr> <td>COL Sq Ft</td> <td>230</td> <td>Cu Ft 31</td> </tr> </tbody> </table>	Upholstery	Shipping		COM Ydg	10	Ctn Wt 123	COL Sq Ft	230	Cu Ft 31																																		
Upholstery	Shipping																																												
COM Ydg	10	Ctn Wt 123																																											
COL Sq Ft	230	Cu Ft 31																																											
Two Seat Low Back 	CTL2301U2CC <ul style="list-style-type: none"> · upholstered arms · 10" arm width · 30" individual seat width · 10" wide center console · COM based on single fabric · multiple fabrics, see pages CT6-CT8 for yardage requirements · artisan veneer available; specify and add \$201 list 	<table border="1"> <thead> <tr> <th>Dimensions</th> <th>D</th> <th>W</th> <th>H</th> </tr> </thead> <tbody> <tr> <td>Overall</td> <td>32</td> <td>90</td> <td>30½</td> </tr> <tr> <td>Seat</td> <td>20</td> <td>60</td> <td>18</td> </tr> <tr> <td>Arm</td> <td></td> <td>10</td> <td>24½</td> </tr> </tbody> </table>	Dimensions	D	W	H	Overall	32	90	30½	Seat	20	60	18	Arm		10	24½	<table border="1"> <tbody> <tr><td>COM</td><td>\$5,740</td></tr> <tr><td>A</td><td>\$5,822</td></tr> <tr><td>B</td><td>\$5,985</td></tr> <tr><td>COL/C</td><td>\$6,270</td></tr> <tr><td>D</td><td>\$6,636</td></tr> <tr><td>E</td><td>\$6,947</td></tr> <tr><td>F</td><td>\$7,492</td></tr> <tr><td>G</td><td>\$8,075</td></tr> <tr><td>H</td><td>\$8,575</td></tr> <tr><td>I</td><td>\$9,468</td></tr> <tr><td>J</td><td>\$10,526</td></tr> <tr><td>L1</td><td>\$8,815</td></tr> <tr><td>L2</td><td>\$9,671</td></tr> </tbody> </table>	COM	\$5,740	A	\$5,822	B	\$5,985	COL/C	\$6,270	D	\$6,636	E	\$6,947	F	\$7,492	G	\$8,075	H	\$8,575	I	\$9,468	J	\$10,526	L1	\$8,815	L2	\$9,671
		Dimensions	D	W	H																																								
Overall	32	90	30½																																										
Seat	20	60	18																																										
Arm		10	24½																																										
COM	\$5,740																																												
A	\$5,822																																												
B	\$5,985																																												
COL/C	\$6,270																																												
D	\$6,636																																												
E	\$6,947																																												
F	\$7,492																																												
G	\$8,075																																												
H	\$8,575																																												
I	\$9,468																																												
J	\$10,526																																												
L1	\$8,815																																												
L2	\$9,671																																												
		<table border="1"> <thead> <tr> <th>Upholstery</th> <th colspan="2">Shipping</th> </tr> </thead> <tbody> <tr> <td>COM Ydg</td> <td>10</td> <td>Ctn Wt 237</td> </tr> <tr> <td>COL Sq Ft</td> <td>230</td> <td>Cu Ft 46</td> </tr> </tbody> </table>	Upholstery	Shipping		COM Ydg	10	Ctn Wt 237	COL Sq Ft	230	Cu Ft 46																																		
Upholstery	Shipping																																												
COM Ydg	10	Ctn Wt 237																																											
COL Sq Ft	230	Cu Ft 46																																											
Two Seat Low Back 	CTL2301W2CC <ul style="list-style-type: none"> · wood cap arms · 10" arm width · 30" individual seat width · 10" wide center console · COM based on single fabric · multiple fabrics, see pages CT6-CT8 for yardage requirements · artisan veneer available; specify and add \$251 list 	<table border="1"> <thead> <tr> <th>Dimensions</th> <th>D</th> <th>W</th> <th>H</th> </tr> </thead> <tbody> <tr> <td>Overall</td> <td>32</td> <td>90</td> <td>30½</td> </tr> <tr> <td>Seat</td> <td>20</td> <td>60</td> <td>18</td> </tr> <tr> <td>Arm</td> <td></td> <td>10</td> <td>25</td> </tr> </tbody> </table>	Dimensions	D	W	H	Overall	32	90	30½	Seat	20	60	18	Arm		10	25	<table border="1"> <tbody> <tr><td>COM</td><td>\$6,145</td></tr> <tr><td>A</td><td>\$6,227</td></tr> <tr><td>B</td><td>\$6,390</td></tr> <tr><td>COL/C</td><td>\$6,675</td></tr> <tr><td>D</td><td>\$7,041</td></tr> <tr><td>E</td><td>\$7,352</td></tr> <tr><td>F</td><td>\$7,897</td></tr> <tr><td>G</td><td>\$8,480</td></tr> <tr><td>H</td><td>\$8,980</td></tr> <tr><td>I</td><td>\$9,873</td></tr> <tr><td>J</td><td>\$10,931</td></tr> <tr><td>L1</td><td>\$9,220</td></tr> <tr><td>L2</td><td>\$10,076</td></tr> </tbody> </table>	COM	\$6,145	A	\$6,227	B	\$6,390	COL/C	\$6,675	D	\$7,041	E	\$7,352	F	\$7,897	G	\$8,480	H	\$8,980	I	\$9,873	J	\$10,931	L1	\$9,220	L2	\$10,076
		Dimensions	D	W	H																																								
Overall	32	90	30½																																										
Seat	20	60	18																																										
Arm		10	25																																										
COM	\$6,145																																												
A	\$6,227																																												
B	\$6,390																																												
COL/C	\$6,675																																												
D	\$7,041																																												
E	\$7,352																																												
F	\$7,897																																												
G	\$8,480																																												
H	\$8,980																																												
I	\$9,873																																												
J	\$10,931																																												
L1	\$9,220																																												
L2	\$10,076																																												
		<table border="1"> <thead> <tr> <th>Upholstery</th> <th colspan="2">Shipping</th> </tr> </thead> <tbody> <tr> <td>COM Ydg</td> <td>10</td> <td>Ctn Wt 247</td> </tr> <tr> <td>COL Sq Ft</td> <td>230</td> <td>Cu Ft 46</td> </tr> </tbody> </table>	Upholstery	Shipping		COM Ydg	10	Ctn Wt 247	COL Sq Ft	230	Cu Ft 46																																		
Upholstery	Shipping																																												
COM Ydg	10	Ctn Wt 247																																											
COL Sq Ft	230	Cu Ft 46																																											
Three Seat Low Back 	CTL3201 <ul style="list-style-type: none"> · armless · 20" individual seat width · COM based on single fabric · multiple fabrics, see pages CT6-CT8 for yardage requirements · artisan veneer available; specify and add \$135 list 	<table border="1"> <thead> <tr> <th>Dimensions</th> <th>D</th> <th>W</th> <th>H</th> </tr> </thead> <tbody> <tr> <td>Overall</td> <td>32</td> <td>60</td> <td>30½</td> </tr> <tr> <td>Seat</td> <td>20</td> <td>60</td> <td>18</td> </tr> </tbody> </table>	Dimensions	D	W	H	Overall	32	60	30½	Seat	20	60	18	<table border="1"> <tbody> <tr><td>COM</td><td>\$4,921</td></tr> <tr><td>A</td><td>\$5,007</td></tr> <tr><td>B</td><td>\$5,178</td></tr> <tr><td>COL/C</td><td>\$5,477</td></tr> <tr><td>D</td><td>\$5,862</td></tr> <tr><td>E</td><td>\$6,188</td></tr> <tr><td>F</td><td>\$6,760</td></tr> <tr><td>G</td><td>\$7,373</td></tr> <tr><td>H</td><td>\$7,897</td></tr> <tr><td>I</td><td>\$8,835</td></tr> <tr><td>J</td><td>\$9,946</td></tr> <tr><td>L1</td><td>\$8,149</td></tr> <tr><td>L2</td><td>\$9,048</td></tr> </tbody> </table>	COM	\$4,921	A	\$5,007	B	\$5,178	COL/C	\$5,477	D	\$5,862	E	\$6,188	F	\$6,760	G	\$7,373	H	\$7,897	I	\$8,835	J	\$9,946	L1	\$8,149	L2	\$9,048				
		Dimensions	D	W	H																																								
Overall	32	60	30½																																										
Seat	20	60	18																																										
COM	\$4,921																																												
A	\$5,007																																												
B	\$5,178																																												
COL/C	\$5,477																																												
D	\$5,862																																												
E	\$6,188																																												
F	\$6,760																																												
G	\$7,373																																												
H	\$7,897																																												
I	\$8,835																																												
J	\$9,946																																												
L1	\$8,149																																												
L2	\$9,048																																												
		<table border="1"> <thead> <tr> <th>Upholstery</th> <th colspan="2">Shipping</th> </tr> </thead> <tbody> <tr> <td>COM Ydg</td> <td>10½</td> <td>Ctn Wt 141</td> </tr> <tr> <td>COL Sq Ft</td> <td>242</td> <td>Cu Ft 31</td> </tr> </tbody> </table>	Upholstery	Shipping		COM Ydg	10½	Ctn Wt 141	COL Sq Ft	242	Cu Ft 31																																		
Upholstery	Shipping																																												
COM Ydg	10½	Ctn Wt 141																																											
COL Sq Ft	242	Cu Ft 31																																											


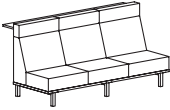
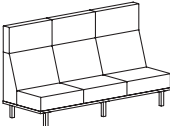

Description	1 Model	Specifications			List Price Per Grade	
Three Seat Low Back 	CTL3301 <ul style="list-style-type: none"> armless 30" individual seat width COM based on single fabric multiple fabrics, see pages CT6-CT8 for yardage requirements artisan veneer available; specify and add \$135 list 	Dimensions	D	W	H	COM \$5,355
		Overall	32	90	30½	A \$5,441
		Seat	20	90	18	B \$5,612
		Upholstery	Shipping			COL/C \$5,911
		COM Ydg	10½	Ctn Wt	206	D \$6,296
		COL Sq Ft	242	Cu Ft	46	E \$6,622
						F \$7,194
						G \$7,807
						H \$8,331
						I \$9,269
						J \$10,380
						L1 \$8,583
						L2 \$9,482
Three Seat Mid Back 	CTL3302 <ul style="list-style-type: none"> armless 30" individual seat width COM based on single fabric multiple fabrics, see pages CT6-CT8 for yardage requirements artisan veneer available; specify and add \$135 list 	Dimensions	D	W	H	COM \$5,990
		Overall	32	90	37½	A \$6,082
		Seat	20	90	18	B \$6,266
		Upholstery	Shipping			COL/C \$6,586
		COM Ydg	11¼	Ctn Wt	211	D \$6,998
		COL Sq Ft	259	Cu Ft	58	E \$7,348
						F \$7,961
						G \$8,617
						H \$9,179
						I \$10,184
						J \$11,374
						L1 \$9,457
						L2 \$10,422

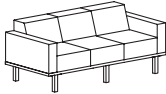
To Order, Specify:

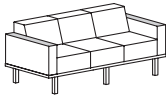
- 1 Model Number
- 2 Wood Finish [See Wood Finish Options](#)
- 3 Fabric Selection - vendor, pattern and color
 - A. Seat
 - B. Back
 - C. Arm
 - D. Headrest
 Visit www.jsifurniture.com/finishes-and-materials/textiles for our textiles program.
 See selection of standard and graded in manufacturers and patterns.
- 4 Metal Leg Color - [See Metal Leg Color Options](#)
- 5 Optional Wood Back Rail - available on any unit with two arms, specify and add \$202 list
- 6 Optional Power Center - Flush Mount (EC22) - Black (B) or White (W); \$613 list each, see page CT3 for location availability
- 7 Arm Cap - Wood (M) or Black 3D Laminate (B3L)
- 8 Optional Drink Holder(s) (DH) - add \$126 list each, indicate left or right arm
- 9 Optional Tablet Arm - indicate left (TBL) or right arm (TBR); essentials veneer add \$697 list, artisan veneer add \$726 list
- 10 Optional Coordinating Wood Grain Laminate Available - no upcharge. Finishes with an asterisk have a coordinating laminate available
- 11 Optional Rubber Cushion Nylon Glides - no upcharge
- 12 Product Options

Specifications

- Wood Finishes - Essentials or Artisan.
- Seat has synthetic sheet webbing with cross strap reinforcement, 4¼" high density polyurethane foam.
- Back has high density polyurethane foam.
- Arms have ¾" thick top and ¼" thick side high density polyurethane foam.
- Plywood construction with locking tenons, glue and screws.
- Linking bracket included.
- Metal legs are 16 gauge steel tube with metal leveling glides.

Description	Model	Specifications	List Price Per Grade																																						
Three Seat High Back 	CTL3303 · armless · 30" individual seat width · 7" high headrest · COM based on single fabric · multiple fabrics, see pages CT6-CT8 for yardage requirements · artisan veneer available; specify and add \$135 list	<table border="1"> <thead> <tr> <th>Dimensions</th> <th>D</th> <th>W</th> <th>H</th> </tr> </thead> <tbody> <tr> <td>Overall</td> <td>32</td> <td>90</td> <td>44½</td> </tr> <tr> <td>Seat</td> <td>20</td> <td>90</td> <td>18</td> </tr> </tbody> </table>	Dimensions	D	W	H	Overall	32	90	44½	Seat	20	90	18	<table border="1"> <tbody> <tr><td>COM</td><td>\$6,593</td></tr> <tr><td>A</td><td>\$6,704</td></tr> <tr><td>B</td><td>\$6,924</td></tr> <tr><td>COL/C</td><td>\$7,308</td></tr> <tr><td>D</td><td>\$7,802</td></tr> <tr><td>E</td><td>\$8,222</td></tr> <tr><td>F</td><td>\$8,958</td></tr> <tr><td>G</td><td>\$9,746</td></tr> <tr><td>H</td><td>\$10,420</td></tr> <tr><td>I</td><td>\$11,626</td></tr> <tr><td>J</td><td>\$13,054</td></tr> <tr><td>L1</td><td>\$10,744</td></tr> <tr><td>L2</td><td>\$11,899</td></tr> </tbody> </table>	COM	\$6,593	A	\$6,704	B	\$6,924	COL/C	\$7,308	D	\$7,802	E	\$8,222	F	\$8,958	G	\$9,746	H	\$10,420	I	\$11,626	J	\$13,054	L1	\$10,744	L2	\$11,899
		Dimensions	D	W	H																																				
Overall	32	90	44½																																						
Seat	20	90	18																																						
COM	\$6,593																																								
A	\$6,704																																								
B	\$6,924																																								
COL/C	\$7,308																																								
D	\$7,802																																								
E	\$8,222																																								
F	\$8,958																																								
G	\$9,746																																								
H	\$10,420																																								
I	\$11,626																																								
J	\$13,054																																								
L1	\$10,744																																								
L2	\$11,899																																								
<table border="1"> <thead> <tr> <th>Upholstery</th> <th colspan="2">Shipping</th> </tr> </thead> <tbody> <tr> <td>COM Ydg</td> <td>13½</td> <td>Ctn Wt 226</td> </tr> <tr> <td>COL Sq Ft</td> <td>311</td> <td>Cu Ft 71</td> </tr> </tbody> </table>	Upholstery	Shipping		COM Ydg	13½	Ctn Wt 226	COL Sq Ft	311	Cu Ft 71																																
Upholstery	Shipping																																								
COM Ydg	13½	Ctn Wt 226																																							
COL Sq Ft	311	Cu Ft 71																																							
Three Seat High Back with Stand Up Surface 	CTL3304 · armless · stand up surface corner; specify square (S) no upcharge or rounded (R) add \$52 list · stand up surface · 30" individual seat width · 7" high headrest · 41¾" high stand up surface · COM based on single fabric · multiple fabrics, see pages CT6-CT8 for yardage requirements · artisan veneer available; specify and add \$135 list	<table border="1"> <thead> <tr> <th>Dimensions</th> <th>D</th> <th>W</th> <th>H</th> </tr> </thead> <tbody> <tr> <td>Overall</td> <td>42</td> <td>90</td> <td>44½</td> </tr> <tr> <td>Seat</td> <td>20</td> <td>90</td> <td>18</td> </tr> </tbody> </table>	Dimensions	D	W	H	Overall	42	90	44½	Seat	20	90	18	<table border="1"> <tbody> <tr><td>COM</td><td>\$8,510</td></tr> <tr><td>A</td><td>\$8,621</td></tr> <tr><td>B</td><td>\$8,841</td></tr> <tr><td>COL/C</td><td>\$9,225</td></tr> <tr><td>D</td><td>\$9,719</td></tr> <tr><td>E</td><td>\$10,139</td></tr> <tr><td>F</td><td>\$10,875</td></tr> <tr><td>G</td><td>\$11,663</td></tr> <tr><td>H</td><td>\$12,337</td></tr> <tr><td>I</td><td>\$13,543</td></tr> <tr><td>J</td><td>\$14,971</td></tr> <tr><td>L1</td><td>\$12,661</td></tr> <tr><td>L2</td><td>\$13,816</td></tr> </tbody> </table>	COM	\$8,510	A	\$8,621	B	\$8,841	COL/C	\$9,225	D	\$9,719	E	\$10,139	F	\$10,875	G	\$11,663	H	\$12,337	I	\$13,543	J	\$14,971	L1	\$12,661	L2	\$13,816
		Dimensions	D	W	H																																				
Overall	42	90	44½																																						
Seat	20	90	18																																						
COM	\$8,510																																								
A	\$8,621																																								
B	\$8,841																																								
COL/C	\$9,225																																								
D	\$9,719																																								
E	\$10,139																																								
F	\$10,875																																								
G	\$11,663																																								
H	\$12,337																																								
I	\$13,543																																								
J	\$14,971																																								
L1	\$12,661																																								
L2	\$13,816																																								
<table border="1"> <thead> <tr> <th>Upholstery</th> <th colspan="2">Shipping</th> </tr> </thead> <tbody> <tr> <td>COM Ydg</td> <td>13½</td> <td>Ctn Wt 277</td> </tr> <tr> <td>COL Sq Ft</td> <td>311</td> <td>Cu Ft 83</td> </tr> </tbody> </table>	Upholstery	Shipping		COM Ydg	13½	Ctn Wt 277	COL Sq Ft	311	Cu Ft 83																																
Upholstery	Shipping																																								
COM Ydg	13½	Ctn Wt 277																																							
COL Sq Ft	311	Cu Ft 83																																							
Three Seat Privacy Back 	CTL3305 · armless · 30" individual seat width · 14" high headrest · COM based on single fabric · multiple fabrics, see pages CT6-CT8 for yardage requirements · artisan veneer available; specify and add \$135 list	<table border="1"> <thead> <tr> <th>Dimensions</th> <th>D</th> <th>W</th> <th>H</th> </tr> </thead> <tbody> <tr> <td>Overall</td> <td>32</td> <td>90</td> <td>51½</td> </tr> <tr> <td>Seat</td> <td>20</td> <td>90</td> <td>18</td> </tr> </tbody> </table>	Dimensions	D	W	H	Overall	32	90	51½	Seat	20	90	18	<table border="1"> <tbody> <tr><td>COM</td><td>\$7,197</td></tr> <tr><td>A</td><td>\$7,320</td></tr> <tr><td>B</td><td>\$7,564</td></tr> <tr><td>COL/C</td><td>\$7,991</td></tr> <tr><td>D</td><td>\$8,540</td></tr> <tr><td>E</td><td>\$9,007</td></tr> <tr><td>F</td><td>\$9,824</td></tr> <tr><td>G</td><td>\$10,700</td></tr> <tr><td>H</td><td>\$11,449</td></tr> <tr><td>I</td><td>\$12,789</td></tr> <tr><td>J</td><td>\$14,375</td></tr> <tr><td>L1</td><td>\$11,809</td></tr> <tr><td>L2</td><td>\$13,093</td></tr> </tbody> </table>	COM	\$7,197	A	\$7,320	B	\$7,564	COL/C	\$7,991	D	\$8,540	E	\$9,007	F	\$9,824	G	\$10,700	H	\$11,449	I	\$12,789	J	\$14,375	L1	\$11,809	L2	\$13,093
		Dimensions	D	W	H																																				
Overall	32	90	51½																																						
Seat	20	90	18																																						
COM	\$7,197																																								
A	\$7,320																																								
B	\$7,564																																								
COL/C	\$7,991																																								
D	\$8,540																																								
E	\$9,007																																								
F	\$9,824																																								
G	\$10,700																																								
H	\$11,449																																								
I	\$12,789																																								
J	\$14,375																																								
L1	\$11,809																																								
L2	\$13,093																																								
<table border="1"> <thead> <tr> <th>Upholstery</th> <th colspan="2">Shipping</th> </tr> </thead> <tbody> <tr> <td>COM Ydg</td> <td>15</td> <td>Ctn Wt 232</td> </tr> <tr> <td>COL Sq Ft</td> <td>345</td> <td>Cu Ft 84</td> </tr> </tbody> </table>	Upholstery	Shipping		COM Ydg	15	Ctn Wt 232	COL Sq Ft	345	Cu Ft 84																																
Upholstery	Shipping																																								
COM Ydg	15	Ctn Wt 232																																							
COL Sq Ft	345	Cu Ft 84																																							
Three Seat Privacy Back with Stand Up Surface 	CTL3306 · armless · stand up surface corner; specify square (S) no upcharge or rounded (R) add \$52 list · 30" individual seat width · 14" high headrest · 41¾" high stand up surface · COM based on single fabric · multiple fabrics, see pages CT6-CT8 for yardage requirements · artisan veneer available; specify and add \$135 list	<table border="1"> <thead> <tr> <th>Dimensions</th> <th>D</th> <th>W</th> <th>H</th> </tr> </thead> <tbody> <tr> <td>Overall</td> <td>42</td> <td>90</td> <td>51½</td> </tr> <tr> <td>Seat</td> <td>20</td> <td>90</td> <td>18</td> </tr> </tbody> </table>	Dimensions	D	W	H	Overall	42	90	51½	Seat	20	90	18	<table border="1"> <tbody> <tr><td>COM</td><td>\$9,114</td></tr> <tr><td>A</td><td>\$9,237</td></tr> <tr><td>B</td><td>\$9,481</td></tr> <tr><td>COL/C</td><td>\$9,908</td></tr> <tr><td>D</td><td>\$10,457</td></tr> <tr><td>E</td><td>\$10,924</td></tr> <tr><td>F</td><td>\$11,741</td></tr> <tr><td>G</td><td>\$12,617</td></tr> <tr><td>H</td><td>\$13,366</td></tr> <tr><td>I</td><td>\$14,706</td></tr> <tr><td>J</td><td>\$16,292</td></tr> <tr><td>L1</td><td>\$13,726</td></tr> <tr><td>L2</td><td>\$15,010</td></tr> </tbody> </table>	COM	\$9,114	A	\$9,237	B	\$9,481	COL/C	\$9,908	D	\$10,457	E	\$10,924	F	\$11,741	G	\$12,617	H	\$13,366	I	\$14,706	J	\$16,292	L1	\$13,726	L2	\$15,010
		Dimensions	D	W	H																																				
Overall	42	90	51½																																						
Seat	20	90	18																																						
COM	\$9,114																																								
A	\$9,237																																								
B	\$9,481																																								
COL/C	\$9,908																																								
D	\$10,457																																								
E	\$10,924																																								
F	\$11,741																																								
G	\$12,617																																								
H	\$13,366																																								
I	\$14,706																																								
J	\$16,292																																								
L1	\$13,726																																								
L2	\$15,010																																								
<table border="1"> <thead> <tr> <th>Upholstery</th> <th colspan="2">Shipping</th> </tr> </thead> <tbody> <tr> <td>COM Ydg</td> <td>15</td> <td>Ctn Wt 283</td> </tr> <tr> <td>COL Sq Ft</td> <td>345</td> <td>Cu Ft 96</td> </tr> </tbody> </table>	Upholstery	Shipping		COM Ydg	15	Ctn Wt 283	COL Sq Ft	345	Cu Ft 96																																
Upholstery	Shipping																																								
COM Ydg	15	Ctn Wt 283																																							
COL Sq Ft	345	Cu Ft 96																																							

Description	① Model	Specifications			List Price Per Grade	
Three Seat Low Back 	CTL3201U2 • upholstered arms • 5" arm width • 20" individual seat width • COM based on single fabric • multiple fabrics, see pages CT6-CT8 for yardage requirements • artisan veneer available; specify and add \$135 list	Dimensions	D	W	H	COM \$6,181
		Overall	32	70	30½	A \$6,292
		Seat	20	60	18	B \$6,512
		Arm		5	24½	COL/C \$6,896
		Upholstery	Shipping			D \$7,390
		COM Ydg	13½	Ctn Wt	175	E \$7,810
		COL Sq Ft	311	Cu Ft	36	F \$8,546
						G \$9,334
						H \$10,008
						I \$11,214
				J \$12,642		
				L1 \$10,332		
				L2 \$11,487		

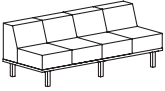
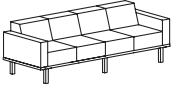
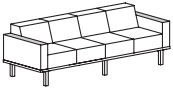
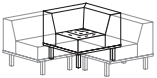


Three Seat Low Back 	CTL3201W2 • wood cap arms • 5" arm width • 20" individual seat width • COM based on single fabric • multiple fabrics, see pages CT6-CT8 for yardage requirements • artisan veneer available; specify and add \$201 list	Dimensions	D	W	H	COM \$6,585
		Overall	32	70	30½	A \$6,696
		Seat	20	60	18	B \$6,916
		Arm		5	25	COL/C \$7,300
		Upholstery	Shipping			D \$7,794
		COM Ydg	13½	Ctn Wt	175	E \$8,214
		COL Sq Ft	311	Cu Ft	36	F \$8,950
						G \$9,738
						H \$10,412
						I \$11,618
				J \$13,046		
				L1 \$10,736		
				L2 \$11,891		







To Order, Specify:

- ① Model Number
- ② Wood Finish [See Wood Finish Options](#)
- ③ Laminate Color Selection (Stand Up Surface) [See Laminate Color Selection](#)
- ④ Surface Corners (Stand Up Surface) -
 Square (S), no upcharge or Rounded (R), add \$52 list
- ⑤ Fabric Selection - vendor, pattern and color
 A. Seat
 B. Back
 C. Arm
 D. Headrest
 Visit www.jsifurniture.com/finishes-and-materials/textiles for our textiles program.
 See selection of standard and graded in manufacturers and patterns.
- ⑥ Metal Leg Color - [See Metal Leg Color Options](#)
- ⑦ Optional Wood Back Rail - available on any unit with two arms, specify and add \$202 list
- ⑧ Optional Power Center - Flush Mount (EC22) - Black (B) or White (W); \$613 list each, see page CT3 for location availability
- ⑨ Arm Cap - Wood (M) or Black 3D Laminate (B3L)
 Optional Drink Holder(s) (DH) - add \$126 list each, indicate left or right arm
- ⑩ Optional Tablet Arm - indicate left (TBL) or right arm (TBR); essentials veneer add \$697 list, artisan veneer add \$726 list
- ⑪ Optional Coordinating Wood Grain Laminate Available - no upcharge. Finishes with an asterisk have a coordinating laminate available
- ⑫ Optional Rubber Cushion Nylon Glides - no upcharge

Specifications

- Wood Finishes - Essentials or Artisan.
- Seat has synthetic sheet webbing with cross strap reinforcement, 4 ¼" high density polyurethane foam.
- Back has high density polyurethane foam.
- Arms have ¾" thick top and ¼" thick side high density polyurethane foam.
- Plywood construction with locking tenons, glue and screws.
- Linking bracket included.
- Metal legs are 16 gauge steel tube with metal leveling glides.
- ¾" thick 10" deep laminate stand up surface with coordinating 3mm PVC edge supported by steel columns, 42" surface height.

Description	Model	Specifications	List Price Per Grade																																										
Four Seat Low Back 	CTL4201 · armless · 20" individual seat width · COM based on single fabric · multiple fabrics, see pages CT6-CT8 for yardage requirements · artisan veneer available; specify and add \$135 list	<table border="1"> <thead> <tr> <th>Dimensions</th> <th>D</th> <th>W</th> <th>H</th> </tr> </thead> <tbody> <tr> <td>Overall</td> <td>32</td> <td>80</td> <td>30½</td> </tr> <tr> <td>Seat</td> <td>20</td> <td>80</td> <td>18</td> </tr> </tbody> </table>	Dimensions	D	W	H	Overall	32	80	30½	Seat	20	80	18	<table border="1"> <tbody> <tr><td>COM</td><td>\$6,547</td></tr> <tr><td>A</td><td>\$6,662</td></tr> <tr><td>B</td><td>\$6,890</td></tr> <tr><td>COL/C</td><td>\$7,288</td></tr> <tr><td>D</td><td>\$7,801</td></tr> <tr><td>E</td><td>\$8,237</td></tr> <tr><td>F</td><td>\$8,999</td></tr> <tr><td>G</td><td>\$9,816</td></tr> <tr><td>H</td><td>\$10,515</td></tr> <tr><td>I</td><td>\$11,766</td></tr> <tr><td>J</td><td>\$13,247</td></tr> <tr><td>L1</td><td>\$10,851</td></tr> <tr><td>L2</td><td>\$12,050</td></tr> </tbody> </table>	COM	\$6,547	A	\$6,662	B	\$6,890	COL/C	\$7,288	D	\$7,801	E	\$8,237	F	\$8,999	G	\$9,816	H	\$10,515	I	\$11,766	J	\$13,247	L1	\$10,851	L2	\$12,050				
		Dimensions	D	W	H																																								
Overall	32	80	30½																																										
Seat	20	80	18																																										
COM	\$6,547																																												
A	\$6,662																																												
B	\$6,890																																												
COL/C	\$7,288																																												
D	\$7,801																																												
E	\$8,237																																												
F	\$8,999																																												
G	\$9,816																																												
H	\$10,515																																												
I	\$11,766																																												
J	\$13,247																																												
L1	\$10,851																																												
L2	\$12,050																																												
<table border="1"> <thead> <tr> <th>Upholstery</th> <th colspan="2">Shipping</th> </tr> </thead> <tbody> <tr> <td>COM Ydg</td> <td>14</td> <td>Ctn Wt 194</td> </tr> <tr> <td>COL Sq Ft</td> <td>322</td> <td>Cu Ft 41</td> </tr> </tbody> </table>	Upholstery	Shipping		COM Ydg	14	Ctn Wt 194	COL Sq Ft	322	Cu Ft 41																																				
Upholstery	Shipping																																												
COM Ydg	14	Ctn Wt 194																																											
COL Sq Ft	322	Cu Ft 41																																											
Four Seat Low Back 	CTL4201U2 · upholstered arms · 5" arm width · 20" individual seat width · COM based on single fabric · multiple fabrics, see pages CT6-CT8 for yardage requirements · artisan veneer available; specify and add \$135 list	<table border="1"> <thead> <tr> <th>Dimensions</th> <th>D</th> <th>W</th> <th>H</th> </tr> </thead> <tbody> <tr> <td>Overall</td> <td>32</td> <td>90</td> <td>30½</td> </tr> <tr> <td>Seat</td> <td>20</td> <td>80</td> <td>18</td> </tr> <tr> <td>Arm</td> <td></td> <td>5</td> <td>24½</td> </tr> </tbody> </table>	Dimensions	D	W	H	Overall	32	90	30½	Seat	20	80	18	Arm		5	24½	<table border="1"> <tbody> <tr><td>COM</td><td>\$7,829</td></tr> <tr><td>A</td><td>\$7,968</td></tr> <tr><td>B</td><td>\$8,245</td></tr> <tr><td>COL/C</td><td>\$8,729</td></tr> <tr><td>D</td><td>\$9,351</td></tr> <tr><td>E</td><td>\$9,881</td></tr> <tr><td>F</td><td>\$10,807</td></tr> <tr><td>G</td><td>\$11,799</td></tr> <tr><td>H</td><td>\$12,648</td></tr> <tr><td>I</td><td>\$14,166</td></tr> <tr><td>J</td><td>\$15,964</td></tr> <tr><td>L1</td><td>\$13,055</td></tr> <tr><td>L2</td><td>\$14,511</td></tr> </tbody> </table>	COM	\$7,829	A	\$7,968	B	\$8,245	COL/C	\$8,729	D	\$9,351	E	\$9,881	F	\$10,807	G	\$11,799	H	\$12,648	I	\$14,166	J	\$15,964	L1	\$13,055	L2	\$14,511
		Dimensions	D	W	H																																								
Overall	32	90	30½																																										
Seat	20	80	18																																										
Arm		5	24½																																										
COM	\$7,829																																												
A	\$7,968																																												
B	\$8,245																																												
COL/C	\$8,729																																												
D	\$9,351																																												
E	\$9,881																																												
F	\$10,807																																												
G	\$11,799																																												
H	\$12,648																																												
I	\$14,166																																												
J	\$15,964																																												
L1	\$13,055																																												
L2	\$14,511																																												
<table border="1"> <thead> <tr> <th>Upholstery</th> <th colspan="2">Shipping</th> </tr> </thead> <tbody> <tr> <td>COM Ydg</td> <td>17</td> <td>Ctn Wt 206</td> </tr> <tr> <td>COL Sq Ft</td> <td>391</td> <td>Cu Ft 46</td> </tr> </tbody> </table>	Upholstery	Shipping		COM Ydg	17	Ctn Wt 206	COL Sq Ft	391	Cu Ft 46																																				
Upholstery	Shipping																																												
COM Ydg	17	Ctn Wt 206																																											
COL Sq Ft	391	Cu Ft 46																																											
Four Seat Low Back 	CTL4201W2 · wood cap arms · 5" arm width · 20" individual seat width · COM based on single fabric · multiple fabrics, see pages CT6-CT8 for yardage requirements · artisan veneer available; specify and add \$201 list	<table border="1"> <thead> <tr> <th>Dimensions</th> <th>D</th> <th>W</th> <th>H</th> </tr> </thead> <tbody> <tr> <td>Overall</td> <td>32</td> <td>90</td> <td>30½</td> </tr> <tr> <td>Seat</td> <td>20</td> <td>80</td> <td>18</td> </tr> <tr> <td>Arm</td> <td></td> <td>5</td> <td>25</td> </tr> </tbody> </table>	Dimensions	D	W	H	Overall	32	90	30½	Seat	20	80	18	Arm		5	25	<table border="1"> <tbody> <tr><td>COM</td><td>\$8,229</td></tr> <tr><td>A</td><td>\$8,368</td></tr> <tr><td>B</td><td>\$8,645</td></tr> <tr><td>COL/C</td><td>\$9,129</td></tr> <tr><td>D</td><td>\$9,751</td></tr> <tr><td>E</td><td>\$10,281</td></tr> <tr><td>F</td><td>\$11,207</td></tr> <tr><td>G</td><td>\$12,199</td></tr> <tr><td>H</td><td>\$13,048</td></tr> <tr><td>I</td><td>\$14,566</td></tr> <tr><td>J</td><td>\$16,364</td></tr> <tr><td>L1</td><td>\$13,455</td></tr> <tr><td>L2</td><td>\$14,911</td></tr> </tbody> </table>	COM	\$8,229	A	\$8,368	B	\$8,645	COL/C	\$9,129	D	\$9,751	E	\$10,281	F	\$11,207	G	\$12,199	H	\$13,048	I	\$14,566	J	\$16,364	L1	\$13,455	L2	\$14,911
		Dimensions	D	W	H																																								
Overall	32	90	30½																																										
Seat	20	80	18																																										
Arm		5	25																																										
COM	\$8,229																																												
A	\$8,368																																												
B	\$8,645																																												
COL/C	\$9,129																																												
D	\$9,751																																												
E	\$10,281																																												
F	\$11,207																																												
G	\$12,199																																												
H	\$13,048																																												
I	\$14,566																																												
J	\$16,364																																												
L1	\$13,455																																												
L2	\$14,911																																												
<table border="1"> <thead> <tr> <th>Upholstery</th> <th colspan="2">Shipping</th> </tr> </thead> <tbody> <tr> <td>COM Ydg</td> <td>17</td> <td>Ctn Wt 216</td> </tr> <tr> <td>COL Sq Ft</td> <td>391</td> <td>Cu Ft 46</td> </tr> </tbody> </table>	Upholstery	Shipping		COM Ydg	17	Ctn Wt 216	COL Sq Ft	391	Cu Ft 46																																				
Upholstery	Shipping																																												
COM Ydg	17	Ctn Wt 216																																											
COL Sq Ft	391	Cu Ft 46																																											
Corner Seat Low Back  CTC20S1UC center  CTC20S1UR right  CTC20S1UL left	CTC20S1UC CTC20S1UR CTC20S1UL · armless · 20" seat width · COM based on single fabric · multiple fabrics, see pages CT6-CT8 for yardage requirements · artisan veneer available; specify and add \$135 list	<table border="1"> <thead> <tr> <th>Dimensions</th> <th>D</th> <th>W</th> <th>H</th> </tr> </thead> <tbody> <tr> <td>Overall</td> <td>32</td> <td>32</td> <td>30½</td> </tr> <tr> <td>Seat</td> <td>20</td> <td>20</td> <td>18</td> </tr> </tbody> </table>	Dimensions	D	W	H	Overall	32	32	30½	Seat	20	20	18	<table border="1"> <tbody> <tr><td>COM</td><td>\$3,503</td></tr> <tr><td>A</td><td>\$3,536</td></tr> <tr><td>B</td><td>\$3,601</td></tr> <tr><td>COL/C</td><td>\$3,715</td></tr> <tr><td>D</td><td>\$3,862</td></tr> <tr><td>E</td><td>\$3,986</td></tr> <tr><td>F</td><td>\$4,204</td></tr> <tr><td>G</td><td>\$4,437</td></tr> <tr><td>H</td><td>\$4,637</td></tr> <tr><td>I</td><td>\$4,994</td></tr> <tr><td>J</td><td>\$5,418</td></tr> <tr><td>L1</td><td>\$4,733</td></tr> <tr><td>L2</td><td>\$5,076</td></tr> </tbody> </table>	COM	\$3,503	A	\$3,536	B	\$3,601	COL/C	\$3,715	D	\$3,862	E	\$3,986	F	\$4,204	G	\$4,437	H	\$4,637	I	\$4,994	J	\$5,418	L1	\$4,733	L2	\$5,076				
		Dimensions	D	W	H																																								
Overall	32	32	30½																																										
Seat	20	20	18																																										
COM	\$3,503																																												
A	\$3,536																																												
B	\$3,601																																												
COL/C	\$3,715																																												
D	\$3,862																																												
E	\$3,986																																												
F	\$4,204																																												
G	\$4,437																																												
H	\$4,637																																												
I	\$4,994																																												
J	\$5,418																																												
L1	\$4,733																																												
L2	\$5,076																																												
<table border="1"> <thead> <tr> <th>Upholstery</th> <th colspan="2">Shipping</th> </tr> </thead> <tbody> <tr> <td>COM Ydg</td> <td>4</td> <td>Ctn Wt 90</td> </tr> <tr> <td>COL Sq Ft</td> <td>92</td> <td>Cu Ft 17</td> </tr> </tbody> </table>	Upholstery	Shipping		COM Ydg	4	Ctn Wt 90	COL Sq Ft	92	Cu Ft 17																																				
Upholstery	Shipping																																												
COM Ydg	4	Ctn Wt 90																																											
COL Sq Ft	92	Cu Ft 17																																											

Description	1 Model	Specifications	List Price Per Grade																					
Corner Seat Mid Back  CTC20S2UC center  CTC20S2UR right  CTC20S2UL left	CTC20S2UC CTC20S2UR CTC20S2UL <ul style="list-style-type: none"> armless 20" seat width COM based on single fabric multiple fabrics, see pages CT6-CT8 for yardage requirements artisan veneer available; specify and add \$135 list 	<table border="1"> <thead> <tr> <th>Dimensions</th> <th>D</th> <th>W</th> <th>H</th> </tr> </thead> <tbody> <tr> <td>Overall</td> <td>32</td> <td>32</td> <td>37½</td> </tr> <tr> <td>Seat</td> <td>20</td> <td>20</td> <td>18</td> </tr> </tbody> </table> <table border="1"> <thead> <tr> <th>Upholstery</th> <th colspan="2">Shipping</th> </tr> </thead> <tbody> <tr> <td>COM Ydg</td> <td>4½</td> <td>Ctn Wt 95</td> </tr> <tr> <td>COL Sq Ft</td> <td>104</td> <td>Cu Ft 22</td> </tr> </tbody> </table>	Dimensions	D	W	H	Overall	32	32	37½	Seat	20	20	18	Upholstery	Shipping		COM Ydg	4½	Ctn Wt 95	COL Sq Ft	104	Cu Ft 22	COM \$3,624 A \$3,661 B \$3,735 COL/C \$3,863 D \$4,027 E \$4,167 F \$4,413 G \$4,675 H \$4,900 I \$5,302 J \$5,778 L1 \$5,008 L2 \$5,393
		Dimensions	D	W	H																			
		Overall	32	32	37½																			
Seat	20	20	18																					
Upholstery	Shipping																							
COM Ydg	4½	Ctn Wt 95																						
COL Sq Ft	104	Cu Ft 22																						
Corner Seat High Back  CTC20S3UC center  CTC20S3UR right  CTC20S3UL left	CTC20S3UC CTC20S3UR CTC20S3UL <ul style="list-style-type: none"> armless 20" seat width 7" high headrest COM based on single fabric multiple fabrics, see pages CT6-CT8 for yardage requirements artisan veneer available; specify and add \$135 list 	<table border="1"> <thead> <tr> <th>Dimensions</th> <th>D</th> <th>W</th> <th>H</th> </tr> </thead> <tbody> <tr> <td>Overall</td> <td>32</td> <td>32</td> <td>44½</td> </tr> <tr> <td>Seat</td> <td>20</td> <td>20</td> <td>18</td> </tr> </tbody> </table> <table border="1"> <thead> <tr> <th>Upholstery</th> <th colspan="2">Shipping</th> </tr> </thead> <tbody> <tr> <td>COM Ydg</td> <td>6¼</td> <td>Ctn Wt 115</td> </tr> <tr> <td>COL Sq Ft</td> <td>144</td> <td>Cu Ft 26</td> </tr> </tbody> </table>	Dimensions	D	W	H	Overall	32	32	44½	Seat	20	20	18	Upholstery	Shipping		COM Ydg	6¼	Ctn Wt 115	COL Sq Ft	144	Cu Ft 26	COM \$3,745 A \$3,797 B \$3,898 COL/C \$4,076 D \$4,305 E \$4,500 F \$4,840 G \$5,205 H \$5,517 I \$6,075 J \$6,736 L1 \$5,675 L2 \$6,212
		Dimensions	D	W	H																			
		Overall	32	32	44½																			
Seat	20	20	18																					
Upholstery	Shipping																							
COM Ydg	6¼	Ctn Wt 115																						
COL Sq Ft	144	Cu Ft 26																						

To Order, Specify:

- 1 Model Number
- 2 Wood Finish [See Wood Finish Options](#)
- 3 Laminate Color Selection (Stand Up Surface) [See Laminate Color Selection](#)
- 4 Surface Corners (Stand Up Surface) - Square (S), no upcharge or Rounded (R), add \$52 list
- 5 Fabric Selection - vendor, pattern and color
 - A. Seat
 - B. Back
 - C. Arm
 - D. Headrest
 Visit www.jsifurniture.com/finishes-and-materials/textiles for our textiles program. See selection of standard and graded in manufacturers and patterns.
- 6 Metal Leg Color - [See Metal Leg Color Options](#)
- 7 Optional Wood Back Rail - available on any unit with two arms, specify and add \$202 list
- 8 Optional Power Center - Flush Mount (EC22) - Black (B) or White (W); \$613 list each, see page CT3 for location availability
- 9 Arm Cap - Wood (M) or Black 3D Laminate (B3L)
- 10 Optional Drink Holder(s) (DH) - add \$126 list each, indicate left or right arm
- 11 Optional Tablet Arm - indicate left (TBL) or right arm (TBR); essentials veneer add \$697 list, artisan veneer add \$726 list
- 11 Optional Coordinating Wood Grain Laminate Available - no upcharge. Finishes with an asterisk have a coordinating laminate available
- 12 Optional Rubber Cushion Nylon Glides - no upcharge

Specifications

- Wood Finishes - Essentials or Artisan.
- Seat has synthetic sheet webbing with cross strap reinforcement, 4 ¼" high density polyurethane foam.
- Back has high density polyurethane foam.
- Arms have ¾" thick top and ¼" thick side high density polyurethane foam.
- Plywood construction with locking tenons, glue and screws.
- Linking bracket included.
- Metal legs are 16 gauge steel tube with metal leveling glides.
- ¾" thick 10" deep laminate stand up surface with coordinating 3mm PVC edge supported by steel columns, 42" surface height.

Description

Model

Specifications

List Price Per Grade

Corner Seat High Back with Stand Up Surface



CTC20S4UC
center



CTC20S4UR
right



CTC20S4UL
left

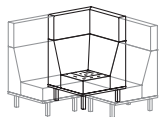
CTC20S4UC
CTC20S4UR
CTC20S4UL

- armless
- stand up surface corner; specify square (S) no upcharge or rounded (R) add \$98 list
- 20" seat width
- 7" high headrest
- 41 ¾" high stand up surface
- COM based on single fabric
- multiple fabrics, see pages CT6-CT8 for yardage requirements
- artisan veneer available; specify and add \$135 list

Dimensions	D	W	H
Overall	42	42	44 ½
Seat	20	20	18
Upholstery		Shipping	
COM Ydg	6 ¼	Ctn Wt	153
COL Sq Ft	144	Cu Ft	38

COM	\$6,235
A	\$6,287
B	\$6,388
COL/C	\$6,566
D	\$6,795
E	\$6,990
F	\$7,330
G	\$7,695
H	\$8,007
I	\$8,565
J	\$9,226
L1	\$8,165
L2	\$8,702

Corner Seat Privacy Back



CTC20S5UC
center



CTC20S5UR
right



CTC20S5UL
left

CTC20S5UC
CTC20S5UR
CTC20S5UL

- armless
- 20" seat width
- 14" high headrest
- COM based on single fabric
- multiple fabrics, see pages CT6-CT8 for yardage requirements
- artisan veneer available; specify and add \$135 list

Dimensions	D	W	H
Overall	32	32	51 ½
Seat	20	20	18
Upholstery		Shipping	
COM Ydg	7	Ctn Wt	125
COL Sq Ft	161	Cu Ft	31

COM	\$3,863
A	\$3,921
B	\$4,035
COL/C	\$4,234
D	\$4,490
E	\$4,708
F	\$5,089
G	\$5,498
H	\$5,847
I	\$6,473
J	\$7,213
L1	\$6,015
L2	\$6,615

Corner Seat Privacy Back with Stand Up Surface



CTC20S6UC
center



CTC20S6UR
right



CTC20S6UL
left

CTC20S6UC
CTC20S6UR
CTC20S6UL

- armless
- stand up surface corner; specify square (S) no upcharge or rounded (R) add \$98 list
- 20" seat width
- 14" high headrest
- 41 ¾" high stand up surface
- COM based on single fabric
- multiple fabrics, see pages CT6-CT8 for yardage requirements
- artisan veneer available; specify and add \$135 list

Dimensions	D	W	H
Overall	42	42	51 ½
Seat	20	20	18
Upholstery		Shipping	
COM Ydg	7	Ctn Wt	163
COL Sq Ft	161	Cu Ft	43

COM	\$6,356
A	\$6,414
B	\$6,528
COL/C	\$6,727
D	\$6,983
E	\$7,201
F	\$7,582
G	\$7,991
H	\$8,340
I	\$8,966
J	\$9,706
L1	\$8,508
L2	\$9,108

Corner Table Mid Back



CTC20T2UC
center



CTC20T2UR
right



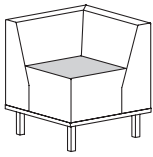
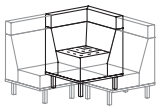


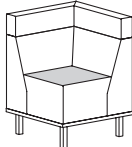
CTC20T2UL
left

CTC20T2UC
CTC20T2UR
CTC20T2UL

- upholstered top
- 23" table width
- table height is same as arm height
- COM based on single fabric
- multiple fabrics, see pages CT6-CT8 for yardage requirements
- artisan veneer available; specify and add \$135 list

Dimensions	D	W	H
Overall	32	32	37 ½
Table	23	23	24 ½
Upholstery		Shipping	
COM Ydg	4 ¾	Ctn Wt	115
COL Sq Ft	110	Cu Ft	22

COM	\$3,672
A	\$3,711
B	\$3,789
COL/C	\$3,924
D	\$4,098
E	\$4,246
F	\$4,504
G	\$4,782
H	\$5,019
I	\$5,443
J	\$5,945
L1	\$5,140
L2	\$5,549

Description	1 Model	Specifications	List Price Per Grade												
Corner Table Mid Back 	CTC20T2W • wood top • diagonal grain • 23" table width • table height is same as arm height • COM based on single fabric • multiple fabrics, see pages CT6-CT8 for yardage requirements • artisan veneer available; specify and add \$201 list	<table border="1"> <thead> <tr> <th>Dimensions</th> <th>D</th> <th>W</th> <th>H</th> </tr> </thead> <tbody> <tr> <td>Overall</td> <td>32</td> <td>32</td> <td>37½</td> </tr> <tr> <td>Table</td> <td>23</td> <td>23</td> <td>25</td> </tr> </tbody> </table>	Dimensions	D	W	H	Overall	32	32	37½	Table	23	23	25	COM \$3,912 A \$3,945 B \$4,010 COL/C \$4,124 D \$4,271 E \$4,395 F \$4,613 G \$4,846 H \$5,046 I \$5,403 J \$5,827 L1 \$5,142 L2 \$5,485
		Dimensions	D	W	H										
Overall	32	32	37½												
Table	23	23	25												
<table border="1"> <thead> <tr> <th>Upholstery</th> <th>Shipping</th> </tr> </thead> <tbody> <tr> <td>COM Ydg</td> <td>4 Ctn Wt 120</td> </tr> <tr> <td>COL Sq Ft</td> <td>92 Cu Ft 22</td> </tr> </tbody> </table>	Upholstery	Shipping	COM Ydg	4 Ctn Wt 120	COL Sq Ft	92 Cu Ft 22									
Upholstery	Shipping														
COM Ydg	4 Ctn Wt 120														
COL Sq Ft	92 Cu Ft 22														
Corner Table High Back  <p style="text-align: center;">CTC20T3UC center</p>  <p style="text-align: center;">CTC20T2UR right</p>  <p style="text-align: center;">CTC20T2UL left</p>	CTC20T3UC CTC20T3UR CTC20T3UL • upholstered top • 23" table width • table height is same as arm height • COM based on single fabric • multiple fabrics, see pages CT6-CT8 for yardage requirements • artisan veneer available; specify and add \$135 list	<table border="1"> <thead> <tr> <th>Dimensions</th> <th>D</th> <th>W</th> <th>H</th> </tr> </thead> <tbody> <tr> <td>Overall</td> <td>32</td> <td>32</td> <td>44½</td> </tr> <tr> <td>Table</td> <td>23</td> <td>23</td> <td>24½</td> </tr> </tbody> </table>	Dimensions	D	W	H	Overall	32	32	44½	Table	23	23	24½	COM \$3,794 A \$3,848 B \$3,953 COL/C \$4,138 D \$4,376 E \$4,579 F \$4,933 G \$5,312 H \$5,637 I \$6,217 J \$6,905 L1 \$5,793 L2 \$6,349
		Dimensions	D	W	H										
Overall	32	32	44½												
Table	23	23	24½												
<table border="1"> <thead> <tr> <th>Upholstery</th> <th>Shipping</th> </tr> </thead> <tbody> <tr> <td>COM Ydg</td> <td>6½ Ctn Wt 135</td> </tr> <tr> <td>COL Sq Ft</td> <td>150 Cu Ft 26</td> </tr> </tbody> </table>	Upholstery	Shipping	COM Ydg	6½ Ctn Wt 135	COL Sq Ft	150 Cu Ft 26									
Upholstery	Shipping														
COM Ydg	6½ Ctn Wt 135														
COL Sq Ft	150 Cu Ft 26														
Corner Table High Back 	CTC20T3W • wood top • diagonal grain • 23" table width • table height is same as arm height • COM based on single fabric • multiple fabrics, see pages CT6-CT8 for yardage requirements • artisan veneer available; specify and add \$201 list	<table border="1"> <thead> <tr> <th>Dimensions</th> <th>D</th> <th>W</th> <th>H</th> </tr> </thead> <tbody> <tr> <td>Overall</td> <td>32</td> <td>32</td> <td>44½</td> </tr> <tr> <td>Table</td> <td>23</td> <td>23</td> <td>25</td> </tr> </tbody> </table>	Dimensions	D	W	H	Overall	32	32	44½	Table	23	23	25	COM \$4,034 A \$4,082 B \$4,175 COL/C \$4,339 D \$4,549 E \$4,728 F \$5,041 G \$5,377 H \$5,664 I \$6,178 J \$6,786 L1 \$6,059 L2 \$6,615
		Dimensions	D	W	H										
Overall	32	32	44½												
Table	23	23	25												
<table border="1"> <thead> <tr> <th>Upholstery</th> <th>Shipping</th> </tr> </thead> <tbody> <tr> <td>COM Ydg</td> <td>5¾ Ctn Wt 140</td> </tr> <tr> <td>COL Sq Ft</td> <td>133 Cu Ft 26</td> </tr> </tbody> </table>	Upholstery	Shipping	COM Ydg	5¾ Ctn Wt 140	COL Sq Ft	133 Cu Ft 26									
Upholstery	Shipping														
COM Ydg	5¾ Ctn Wt 140														
COL Sq Ft	133 Cu Ft 26														

To Order, Specify:

- 1 Model Number
- 2 Wood Finish [See Wood Finish Options](#)
- 3 Laminate Color Selection (Stand Up Surface) [See Laminate Color Selection](#)
- 4 Surface Corners (Stand Up Surface) - Square (S), no upcharge or Rounded (R), add \$98 list
- 5 Fabric Selection - vendor, pattern and color
 - A. Seat
 - B. Back
 - C. Headrest
 Visit www.jsifurniture.com/finishes-and-materials/textiles for our textiles program. See selection of standard and graded in manufacturers and patterns.
- 6 Metal Leg Color - [See Metal Leg Color Options](#)
- 7 Optional Coordinating Wood Grain Laminate Available on Table Tops - no upcharge. Finishes with an asterisk have a coordinating laminate available
- 8 Optional Rubber Cushion Nylon Glides - no upcharge
- 9 Product Options

Specifications

- Wood Finishes - Essentials or Artisan.
- Seat has synthetic sheet webbing with cross strap reinforcement, 4 ¼" high density polyurethane foam.
- Back has high density polyurethane foam.
- Plywood construction with locking tenons, glue and screws.
- Linking bracket included.
- Metal legs are 16 gauge steel tube with metal leveling glides.
- ¾" thick 10" deep laminate stand up surface with coordinating 3mm PVC edge supported by steel columns, 42" surface height.

Description

Model

Specifications

List Price Per Grade

Corner Table High Back with Stand Up Surface

CTC20T4UC
CTC20T4UR
CTC20T4UL

Dimensions	D	W	H
Overall	42	42	44 1/2
Table	23	23	24 1/4
Upholstery		Shipping	
COM Ydg	6 1/2	Ctn Wt	173
COL Sq Ft	150	Cu Ft	38

COM	\$6,284
A	\$6,338
B	\$6,443
COL/C	\$6,628
D	\$6,866
E	\$7,069
F	\$7,423
G	\$7,802
H	\$8,127
I	\$8,707
J	\$9,395
L1	\$8,283
L2	\$8,839



CTC20T4UC
center



CTC20T4UR
right



CTC20T4UL
left

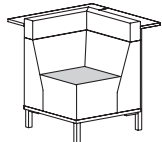
- upholstered top
- stand up surface corner; specify square (S) no upcharge or rounded (R) add \$98 list
- 23" table width
- 41 3/4" high stand up surface
- table height is same as arm height
- COM based on single fabric
- multiple fabrics, see pages CT6-CT8 for yardage requirements
- artisan veneer available; specify and add \$135 list

Corner Table High Back with Stand Up Surface

CTC20T4W

Dimensions	D	W	H
Overall	42	42	44 1/2
Table	23	23	25
Upholstery		Shipping	
COM Ydg	5 3/4	Ctn Wt	178
COL Sq Ft	133	Cu Ft	38

COM	\$6,526
A	\$6,574
B	\$6,667
COL/C	\$6,831
D	\$7,041
E	\$7,220
F	\$7,533
G	\$7,869
H	\$8,156
I	\$8,670
J	\$9,278
L1	\$8,302
L2	\$8,796



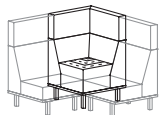
- wood top
- stand up surface corner; specify square (S) no upcharge or rounded (R) add \$98 list
- diagonal grain
- 23" table width
- 41 3/4" high stand up surface
- table height is same as arm height
- COM based on single fabric
- multiple fabrics, see pages CT6-CT8 for yardage requirements
- artisan veneer available; specify and add \$201 list

Corner Table Privacy Back

CTC20T5UC
CTC20T5UR
CTC20T5UL

Dimensions	D	W	H
Overall	32	32	51 1/2
Table	23	23	24 1/2
Upholstery		Shipping	
COM Ydg	7 1/4	Ctn Wt	148
COL Sq Ft	167	Cu Ft	31

COM	\$3,912
A	\$3,972
B	\$4,090
COL/C	\$4,296
D	\$4,562
E	\$4,787
F	\$5,182
G	\$5,605
H	\$5,967
I	\$6,615
J	\$7,382
L1	\$6,149
L2	\$6,772



CTC20T5UC
center



CTC20T5UR
right



CTC20T5UL
left

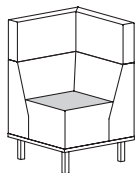
- upholstered top
- 23" table width
- table height is same as arm height
- COM based on single fabric
- multiple fabrics, see pages CT6-CT8 for yardage requirements
- artisan veneer available; specify and add \$135 list

Corner Table Privacy Back




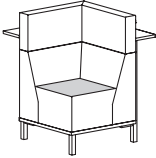

CTC20T5W

Dimensions	D	W	H
Overall	32	32	51 1/2
Table	23	23	25
Upholstery		Shipping	
COM Ydg	6 1/2	Ctn Wt	153
COL Sq Ft	150	Cu Ft	31

COM	\$4,154
A	\$4,208
B	\$4,313
COL/C	\$4,498
D	\$4,736
E	\$4,939
F	\$5,293
G	\$5,672
H	\$5,997
I	\$6,577
J	\$7,265
L1	\$6,153
L2	\$6,709



- wood top
- diagonal grain
- 23" table width
- table height is same as arm height
- COM based on single fabric
- multiple fabrics, see pages CT6-CT8 for yardage requirements
- artisan veneer available; specify and add \$201 list

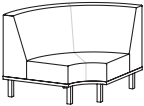
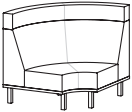
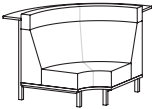
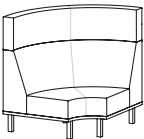
Description	Model	Specifications	List Price Per Grade																								
Corner Table Privacy Back with Stand Up Surface  CTC20T6UC center  CTC20T6UR right  CTC20T6UL left	CTC20T6UC CTC20T6UR CTC20T6UL <ul style="list-style-type: none"> · upholstered top · stand up surface corner; specify square (S) no upcharge or rounded (R) add \$98 list · 23" table width · 41 3/4" high stand up surface · table height is same as arm height · COM based on single fabric 	<table border="1"> <thead> <tr> <th>Dimensions</th> <th>D</th> <th>W</th> <th>H</th> </tr> </thead> <tbody> <tr> <td>Overall</td> <td>42</td> <td>42</td> <td>51 1/2</td> </tr> <tr> <td>Table</td> <td>23</td> <td>23</td> <td>24 1/2</td> </tr> <tr> <th colspan="2">Upholstery</th> <th colspan="2">Shipping</th> </tr> <tr> <td>COM Ydg</td> <td>7 1/4</td> <td>Ctn Wt</td> <td>186</td> </tr> <tr> <td>COL Sq Ft</td> <td>167</td> <td>Cu Ft</td> <td>43</td> </tr> </tbody> </table>	Dimensions	D	W	H	Overall	42	42	51 1/2	Table	23	23	24 1/2	Upholstery		Shipping		COM Ydg	7 1/4	Ctn Wt	186	COL Sq Ft	167	Cu Ft	43	COM \$6,405 A \$6,465 B \$6,583 COL/C \$6,789 D \$7,055 E \$7,280 F \$7,675 G \$8,098 H \$8,460 I \$9,108 J \$9,875 L1 \$8,642 L2 \$9,265
		Dimensions	D	W	H																						
		Overall	42	42	51 1/2																						
Table	23	23	24 1/2																								
Upholstery		Shipping																									
COM Ydg	7 1/4	Ctn Wt	186																								
COL Sq Ft	167	Cu Ft	43																								
Corner Table Privacy Back with Stand Up Surface 	CTC20T6W <ul style="list-style-type: none"> · wood top · stand up surface corner; specify square (S) no upcharge or rounded (R) add \$98 list · diagonal grain · 23" table width · 41 3/4" high stand up surface · table height is same as arm height · COM based on single fabric · multiple fabrics, see pages CT6-CT8 for yardage requirements · artisan veneer available; specify and add \$201 list 	<table border="1"> <thead> <tr> <th>Dimensions</th> <th>D</th> <th>W</th> <th>H</th> </tr> </thead> <tbody> <tr> <td>Overall</td> <td>42</td> <td>42</td> <td>51 1/2</td> </tr> <tr> <td>Table</td> <td>23</td> <td>23</td> <td>25</td> </tr> <tr> <th colspan="2">Upholstery</th> <th colspan="2">Shipping</th> </tr> <tr> <td>COM Ydg</td> <td>6 1/2</td> <td>Ctn Wt</td> <td>191</td> </tr> <tr> <td>COL Sq Ft</td> <td>150</td> <td>Cu Ft</td> <td>43</td> </tr> </tbody> </table>	Dimensions	D	W	H	Overall	42	42	51 1/2	Table	23	23	25	Upholstery		Shipping		COM Ydg	6 1/2	Ctn Wt	191	COL Sq Ft	150	Cu Ft	43	COM \$6,649 A \$6,703 B \$6,808 COL/C \$6,993 D \$7,231 E \$7,434 F \$7,788 G \$8,167 H \$8,492 I \$9,072 J \$9,760 L1 \$8,648 L2 \$9,204
		Dimensions	D	W	H																						
		Overall	42	42	51 1/2																						
Table	23	23	25																								
Upholstery		Shipping																									
COM Ydg	6 1/2	Ctn Wt	191																								
COL Sq Ft	150	Cu Ft	43																								
90° Curved Seat Low Back 	CTI32121 <ul style="list-style-type: none"> · 12" inside radius · 44" outside radius · COM based on single fabric · multiple fabrics, see pages CT6-CT8 for yardage requirements · artisan veneer available; specify and add \$135 list 	<table border="1"> <thead> <tr> <th>Dimensions</th> <th>D</th> <th>W</th> <th>H</th> </tr> </thead> <tbody> <tr> <td>Overall</td> <td>32</td> <td></td> <td>30 1/2</td> </tr> <tr> <td>Seat</td> <td>20</td> <td></td> <td>18</td> </tr> <tr> <th colspan="2">Upholstery</th> <th colspan="2">Shipping</th> </tr> <tr> <td>COM Ydg</td> <td>5 1/2</td> <td>Ctn Wt</td> <td>105</td> </tr> <tr> <td>COL Sq Ft</td> <td>127</td> <td>Cu Ft</td> <td>36</td> </tr> </tbody> </table>	Dimensions	D	W	H	Overall	32		30 1/2	Seat	20		18	Upholstery		Shipping		COM Ydg	5 1/2	Ctn Wt	105	COL Sq Ft	127	Cu Ft	36	COM \$3,123 A \$3,168 B \$3,258 COL/C \$3,415 D \$3,616 E \$3,787 F \$4,087 G \$4,408 H \$4,682 I \$5,174 J \$5,755 L1 \$5,079 L2 \$5,616
		Dimensions	D	W	H																						
		Overall	32		30 1/2																						
Seat	20		18																								
Upholstery		Shipping																									
COM Ydg	5 1/2	Ctn Wt	105																								
COL Sq Ft	127	Cu Ft	36																								

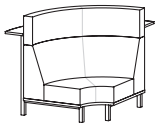


To Order, Specify:

- Model Number
- Wood Finish [See Wood Finish Options](#)
- Laminate Color Selection (Stand Up Surface) [See Laminate Color Selection](#)
- Surface Corners (Stand Up Surface) -
Square (S), no upcharge or Rounded (R), add \$98 list
- Fabric Selection - vendor, pattern and color
A. Seat
B. Back
C. Headrest
Visit www.jsifurniture.com/finishes-and-materials/textiles for our textiles program.
See selection of standard and graded in manufacturers and patterns.
- Metal Leg Color - [See Metal Leg Color Options](#)
- Optional Coordinating Wood Grain Laminate Available on Table Tops - no upcharge.
Finishes with an asterisk have a coordinating laminate available
- Optional Rubber Cushion Nylon Glides - no upcharge
- Product Options

Specifications

- Wood Finishes - Essentials or Artisan.
- Table has 3/4" high density polyurethane foam.
- Seat has synthetic sheet webbing with cross strap reinforcement, 4 1/2" high density foam.
- Back has high density polyurethane foam.
- Plywood construction with locking tenons, glue and screws.
- Linking bracket included.
- Metal legs are 16 gauge steel tube with metal leveling glides.
- 3/4" thick 10" deep laminate stand up surface with coordinating 3mm PVC edge supported by steel columns, 42" surface height.

Description	Model	Specifications	List Price Per Grade																																						
90° Curved Seat Mid Back 	CTI32122 <ul style="list-style-type: none"> · 12" inside radius · 44" outside radius · COM based on single fabric · multiple fabrics, see pages CT6-CT8 for yardage requirements · artisan veneer available; specify and add \$135 list 	<table border="1"> <thead> <tr> <th>Dimensions</th> <th>D</th> <th>W</th> <th>H</th> </tr> </thead> <tbody> <tr> <td>Overall</td> <td>32</td> <td></td> <td>37 1/2</td> </tr> <tr> <td>Seat</td> <td>20</td> <td></td> <td>18</td> </tr> </tbody> </table>	Dimensions	D	W	H	Overall	32		37 1/2	Seat	20		18	<table border="1"> <tbody> <tr><td>COM</td><td>\$3,364</td></tr> <tr><td>A</td><td>\$3,416</td></tr> <tr><td>B</td><td>\$3,517</td></tr> <tr><td>COL/C</td><td>\$3,695</td></tr> <tr><td>D</td><td>\$3,924</td></tr> <tr><td>E</td><td>\$4,119</td></tr> <tr><td>F</td><td>\$4,459</td></tr> <tr><td>G</td><td>\$4,824</td></tr> <tr><td>H</td><td>\$5,136</td></tr> <tr><td>I</td><td>\$5,694</td></tr> <tr><td>J</td><td>\$6,355</td></tr> <tr><td>L1</td><td>\$5,589</td></tr> <tr><td>L2</td><td>\$6,200</td></tr> </tbody> </table>	COM	\$3,364	A	\$3,416	B	\$3,517	COL/C	\$3,695	D	\$3,924	E	\$4,119	F	\$4,459	G	\$4,824	H	\$5,136	I	\$5,694	J	\$6,355	L1	\$5,589	L2	\$6,200
		Dimensions	D	W	H																																				
Overall	32		37 1/2																																						
Seat	20		18																																						
COM	\$3,364																																								
A	\$3,416																																								
B	\$3,517																																								
COL/C	\$3,695																																								
D	\$3,924																																								
E	\$4,119																																								
F	\$4,459																																								
G	\$4,824																																								
H	\$5,136																																								
I	\$5,694																																								
J	\$6,355																																								
L1	\$5,589																																								
L2	\$6,200																																								
		<table border="1"> <thead> <tr> <th>Upholstery</th> <th colspan="3">Shipping</th> </tr> </thead> <tbody> <tr> <td>COM Ydg</td> <td>6 1/4</td> <td>Ctn Wt</td> <td>110</td> </tr> <tr> <td>COL Sq Ft</td> <td>144</td> <td>Cu Ft</td> <td>46</td> </tr> </tbody> </table>	Upholstery	Shipping			COM Ydg	6 1/4	Ctn Wt	110	COL Sq Ft	144	Cu Ft	46																											
Upholstery	Shipping																																								
COM Ydg	6 1/4	Ctn Wt	110																																						
COL Sq Ft	144	Cu Ft	46																																						
90° Curved Seat High Back 	CTI32123 <ul style="list-style-type: none"> · 12" inside radius · 44" outside radius · 7" high headrest · COM based on single fabric · multiple fabrics, see pages CT6-CT8 for yardage requirements · artisan veneer available; specify and add \$135 list 	<table border="1"> <thead> <tr> <th>Dimensions</th> <th>D</th> <th>W</th> <th>H</th> </tr> </thead> <tbody> <tr> <td>Overall</td> <td>32</td> <td></td> <td>44 1/2</td> </tr> <tr> <td>Seat</td> <td>20</td> <td></td> <td>18</td> </tr> </tbody> </table>	Dimensions	D	W	H	Overall	32		44 1/2	Seat	20		18	<table border="1"> <tbody> <tr><td>COM</td><td>\$3,603</td></tr> <tr><td>A</td><td>\$3,669</td></tr> <tr><td>B</td><td>\$3,799</td></tr> <tr><td>COL/C</td><td>\$4,027</td></tr> <tr><td>D</td><td>\$4,320</td></tr> <tr><td>E</td><td>\$4,569</td></tr> <tr><td>F</td><td>\$5,004</td></tr> <tr><td>G</td><td>\$5,471</td></tr> <tr><td>H</td><td>\$5,871</td></tr> <tr><td>I</td><td>\$6,585</td></tr> <tr><td>J</td><td>\$7,432</td></tr> <tr><td>L1</td><td>\$6,436</td></tr> <tr><td>L2</td><td>\$7,214</td></tr> </tbody> </table>	COM	\$3,603	A	\$3,669	B	\$3,799	COL/C	\$4,027	D	\$4,320	E	\$4,569	F	\$5,004	G	\$5,471	H	\$5,871	I	\$6,585	J	\$7,432	L1	\$6,436	L2	\$7,214
		Dimensions	D	W	H																																				
Overall	32		44 1/2																																						
Seat	20		18																																						
COM	\$3,603																																								
A	\$3,669																																								
B	\$3,799																																								
COL/C	\$4,027																																								
D	\$4,320																																								
E	\$4,569																																								
F	\$5,004																																								
G	\$5,471																																								
H	\$5,871																																								
I	\$6,585																																								
J	\$7,432																																								
L1	\$6,436																																								
L2	\$7,214																																								
		<table border="1"> <thead> <tr> <th>Upholstery</th> <th colspan="3">Shipping</th> </tr> </thead> <tbody> <tr> <td>COM Ydg</td> <td>8</td> <td>Ctn Wt</td> <td>130</td> </tr> <tr> <td>COL Sq Ft</td> <td>184</td> <td>Cu Ft</td> <td>56</td> </tr> </tbody> </table>	Upholstery	Shipping			COM Ydg	8	Ctn Wt	130	COL Sq Ft	184	Cu Ft	56																											
Upholstery	Shipping																																								
COM Ydg	8	Ctn Wt	130																																						
COL Sq Ft	184	Cu Ft	56																																						
90° Curved Seat High Back with Stand Up Surface 	CTI32124 <ul style="list-style-type: none"> · 12" inside radius · stand up surface corner; specify square (S) no upcharge or rounded (R) add \$52 list · 44" outside radius · 7" high headrest · 41 3/4" high stand up surface · COM based on single fabric · multiple fabrics, see pages CT6-CT8 for yardage requirements · power center not available · artisan veneer available; specify and add \$135 list 	<table border="1"> <thead> <tr> <th>Dimensions</th> <th>D</th> <th>W</th> <th>H</th> </tr> </thead> <tbody> <tr> <td>Overall</td> <td>42</td> <td></td> <td>44 1/2</td> </tr> <tr> <td>Seat</td> <td>20</td> <td></td> <td>18</td> </tr> </tbody> </table>	Dimensions	D	W	H	Overall	42		44 1/2	Seat	20		18	<table border="1"> <tbody> <tr><td>COM</td><td>\$5,024</td></tr> <tr><td>A</td><td>\$5,090</td></tr> <tr><td>B</td><td>\$5,220</td></tr> <tr><td>COL/C</td><td>\$5,448</td></tr> <tr><td>D</td><td>\$5,741</td></tr> <tr><td>E</td><td>\$5,990</td></tr> <tr><td>F</td><td>\$6,425</td></tr> <tr><td>G</td><td>\$6,892</td></tr> <tr><td>H</td><td>\$7,292</td></tr> <tr><td>I</td><td>\$8,006</td></tr> <tr><td>J</td><td>\$8,853</td></tr> <tr><td>L1</td><td>\$7,857</td></tr> <tr><td>L2</td><td>\$8,635</td></tr> </tbody> </table>	COM	\$5,024	A	\$5,090	B	\$5,220	COL/C	\$5,448	D	\$5,741	E	\$5,990	F	\$6,425	G	\$6,892	H	\$7,292	I	\$8,006	J	\$8,853	L1	\$7,857	L2	\$8,635
		Dimensions	D	W	H																																				
Overall	42		44 1/2																																						
Seat	20		18																																						
COM	\$5,024																																								
A	\$5,090																																								
B	\$5,220																																								
COL/C	\$5,448																																								
D	\$5,741																																								
E	\$5,990																																								
F	\$6,425																																								
G	\$6,892																																								
H	\$7,292																																								
I	\$8,006																																								
J	\$8,853																																								
L1	\$7,857																																								
L2	\$8,635																																								
		<table border="1"> <thead> <tr> <th>Upholstery</th> <th colspan="3">Shipping</th> </tr> </thead> <tbody> <tr> <td>COM Ydg</td> <td>8</td> <td>Ctn Wt</td> <td>183</td> </tr> <tr> <td>COL Sq Ft</td> <td>184</td> <td>Cu Ft</td> <td>68</td> </tr> </tbody> </table>	Upholstery	Shipping			COM Ydg	8	Ctn Wt	183	COL Sq Ft	184	Cu Ft	68																											
Upholstery	Shipping																																								
COM Ydg	8	Ctn Wt	183																																						
COL Sq Ft	184	Cu Ft	68																																						
90° Curved Seat Privacy Back 	CTI32125 <ul style="list-style-type: none"> · 12" inside radius · 44" outside radius · 14" high headrest · COM based on single fabric · multiple fabrics, see pages CT6-CT8 for yardage requirements · artisan veneer available; specify and add \$135 list 	<table border="1"> <thead> <tr> <th>Dimensions</th> <th>D</th> <th>W</th> <th>H</th> </tr> </thead> <tbody> <tr> <td>Overall</td> <td>32</td> <td></td> <td>51 1/2</td> </tr> <tr> <td>Seat</td> <td>20</td> <td></td> <td>18</td> </tr> </tbody> </table>	Dimensions	D	W	H	Overall	32		51 1/2	Seat	20		18	<table border="1"> <tbody> <tr><td>COM</td><td>\$3,848</td></tr> <tr><td>A</td><td>\$3,922</td></tr> <tr><td>B</td><td>\$4,069</td></tr> <tr><td>COL/C</td><td>\$4,325</td></tr> <tr><td>D</td><td>\$4,654</td></tr> <tr><td>E</td><td>\$4,934</td></tr> <tr><td>F</td><td>\$5,425</td></tr> <tr><td>G</td><td>\$5,950</td></tr> <tr><td>H</td><td>\$6,399</td></tr> <tr><td>I</td><td>\$7,203</td></tr> <tr><td>J</td><td>\$8,155</td></tr> <tr><td>L1</td><td>\$7,035</td></tr> <tr><td>L2</td><td>\$7,911</td></tr> </tbody> </table>	COM	\$3,848	A	\$3,922	B	\$4,069	COL/C	\$4,325	D	\$4,654	E	\$4,934	F	\$5,425	G	\$5,950	H	\$6,399	I	\$7,203	J	\$8,155	L1	\$7,035	L2	\$7,911
		Dimensions	D	W	H																																				
Overall	32		51 1/2																																						
Seat	20		18																																						
COM	\$3,848																																								
A	\$3,922																																								
B	\$4,069																																								
COL/C	\$4,325																																								
D	\$4,654																																								
E	\$4,934																																								
F	\$5,425																																								
G	\$5,950																																								
H	\$6,399																																								
I	\$7,203																																								
J	\$8,155																																								
L1	\$7,035																																								
L2	\$7,911																																								
		<table border="1"> <thead> <tr> <th>Upholstery</th> <th colspan="3">Shipping</th> </tr> </thead> <tbody> <tr> <td>COM Ydg</td> <td>9</td> <td>Ctn Wt</td> <td>135</td> </tr> <tr> <td>COL Sq Ft</td> <td>207</td> <td>Cu Ft</td> <td>66</td> </tr> </tbody> </table>	Upholstery	Shipping			COM Ydg	9	Ctn Wt	135	COL Sq Ft	207	Cu Ft	66																											
Upholstery	Shipping																																								
COM Ydg	9	Ctn Wt	135																																						
COL Sq Ft	207	Cu Ft	66																																						

Description	1 Model	Specifications	List Price Per Grade																																																		
90° Curved Seat Privacy Back with Stand Up Surface 	CTI32126 <ul style="list-style-type: none"> 12" inside radius stand up surface corner; specify square (S) no upcharge or rounded (R) add \$52 list 44" outside radius 14" high headrest 41 3/4" high stand up surface COM based on single fabric multiple fabrics, see pages CT6-CT8 for yardage requirements power center not available artisan veneer available; specify and add \$135 list 	<table border="1"> <thead> <tr> <th>Dimensions</th> <th>D</th> <th>W</th> <th>H</th> </tr> </thead> <tbody> <tr> <td>Overall</td> <td>42</td> <td></td> <td>51 1/2</td> </tr> <tr> <td>Seat</td> <td>20</td> <td></td> <td>18</td> </tr> <tr> <th colspan="2">Upholstery</th> <th colspan="2">Shipping</th> </tr> <tr> <td>COM Ydg</td> <td>9</td> <td>Ctn Wt</td> <td>188</td> </tr> <tr> <td>COL Sq Ft</td> <td>207</td> <td>Cu Ft</td> <td>78</td> </tr> </tbody> </table>	Dimensions	D	W	H	Overall	42		51 1/2	Seat	20		18	Upholstery		Shipping		COM Ydg	9	Ctn Wt	188	COL Sq Ft	207	Cu Ft	78	<table> <tr><td>COM</td><td>\$5,266</td></tr> <tr><td>A</td><td>\$5,340</td></tr> <tr><td>B</td><td>\$5,487</td></tr> <tr><td>COL/C</td><td>\$5,743</td></tr> <tr><td>D</td><td>\$6,072</td></tr> <tr><td>E</td><td>\$6,352</td></tr> <tr><td>F</td><td>\$6,843</td></tr> <tr><td>G</td><td>\$7,368</td></tr> <tr><td>H</td><td>\$7,817</td></tr> <tr><td>I</td><td>\$8,621</td></tr> <tr><td>J</td><td>\$9,573</td></tr> <tr><td>L1</td><td>\$8,453</td></tr> <tr><td>L2</td><td>\$9,329</td></tr> </table>	COM	\$5,266	A	\$5,340	B	\$5,487	COL/C	\$5,743	D	\$6,072	E	\$6,352	F	\$6,843	G	\$7,368	H	\$7,817	I	\$8,621	J	\$9,573	L1	\$8,453	L2	\$9,329
		Dimensions	D	W	H																																																
Overall	42		51 1/2																																																		
Seat	20		18																																																		
Upholstery		Shipping																																																			
COM Ydg	9	Ctn Wt	188																																																		
COL Sq Ft	207	Cu Ft	78																																																		
COM	\$5,266																																																				
A	\$5,340																																																				
B	\$5,487																																																				
COL/C	\$5,743																																																				
D	\$6,072																																																				
E	\$6,352																																																				
F	\$6,843																																																				
G	\$7,368																																																				
H	\$7,817																																																				
I	\$8,621																																																				
J	\$9,573																																																				
L1	\$8,453																																																				
L2	\$9,329																																																				
45° Curved Seat Low Back 	CTI32301 <ul style="list-style-type: none"> 30" inside radius 62" outside radius COM based on single fabric multiple fabrics, see pages CT6-CT8 for yardage requirements artisan veneer available; specify and add \$135 list 	<table border="1"> <thead> <tr> <th>Dimensions</th> <th>D</th> <th>W</th> <th>H</th> </tr> </thead> <tbody> <tr> <td>Overall</td> <td>32</td> <td></td> <td>30 1/2</td> </tr> <tr> <td>Seat</td> <td>20</td> <td></td> <td>18</td> </tr> <tr> <th colspan="2">Upholstery</th> <th colspan="2">Shipping</th> </tr> <tr> <td>COM Ydg</td> <td>4</td> <td>Ctn Wt</td> <td>95</td> </tr> <tr> <td>COL Sq Ft</td> <td>92</td> <td>Cu Ft</td> <td>27</td> </tr> </tbody> </table>	Dimensions	D	W	H	Overall	32		30 1/2	Seat	20		18	Upholstery		Shipping		COM Ydg	4	Ctn Wt	95	COL Sq Ft	92	Cu Ft	27	<table> <tr><td>COM</td><td>\$3,031</td></tr> <tr><td>A</td><td>\$3,064</td></tr> <tr><td>B</td><td>\$3,129</td></tr> <tr><td>COL/C</td><td>\$3,243</td></tr> <tr><td>D</td><td>\$3,390</td></tr> <tr><td>E</td><td>\$3,514</td></tr> <tr><td>F</td><td>\$3,732</td></tr> <tr><td>G</td><td>\$3,965</td></tr> <tr><td>H</td><td>\$4,165</td></tr> <tr><td>I</td><td>\$4,522</td></tr> <tr><td>J</td><td>\$4,946</td></tr> <tr><td>L1</td><td>\$4,448</td></tr> <tr><td>L2</td><td>\$4,837</td></tr> </table>	COM	\$3,031	A	\$3,064	B	\$3,129	COL/C	\$3,243	D	\$3,390	E	\$3,514	F	\$3,732	G	\$3,965	H	\$4,165	I	\$4,522	J	\$4,946	L1	\$4,448	L2	\$4,837
		Dimensions	D	W	H																																																
Overall	32		30 1/2																																																		
Seat	20		18																																																		
Upholstery		Shipping																																																			
COM Ydg	4	Ctn Wt	95																																																		
COL Sq Ft	92	Cu Ft	27																																																		
COM	\$3,031																																																				
A	\$3,064																																																				
B	\$3,129																																																				
COL/C	\$3,243																																																				
D	\$3,390																																																				
E	\$3,514																																																				
F	\$3,732																																																				
G	\$3,965																																																				
H	\$4,165																																																				
I	\$4,522																																																				
J	\$4,946																																																				
L1	\$4,448																																																				
L2	\$4,837																																																				
45° Curved Seat Mid Back 	CTI32302 <ul style="list-style-type: none"> 30" inside radius 62" outside radius COM based on single fabric multiple fabrics, see pages CT6-CT8 for yardage requirements artisan veneer available; specify and add \$135 list 	<table border="1"> <thead> <tr> <th>Dimensions</th> <th>D</th> <th>W</th> <th>H</th> </tr> </thead> <tbody> <tr> <td>Overall</td> <td>32</td> <td></td> <td>37 1/2</td> </tr> <tr> <td>Seat</td> <td>20</td> <td></td> <td>18</td> </tr> <tr> <th colspan="2">Upholstery</th> <th colspan="2">Shipping</th> </tr> <tr> <td>COM Ydg</td> <td>4 1/4</td> <td>Ctn Wt</td> <td>100</td> </tr> <tr> <td>COL Sq Ft</td> <td>98</td> <td>Cu Ft</td> <td>35</td> </tr> </tbody> </table>	Dimensions	D	W	H	Overall	32		37 1/2	Seat	20		18	Upholstery		Shipping		COM Ydg	4 1/4	Ctn Wt	100	COL Sq Ft	98	Cu Ft	35	<table> <tr><td>COM</td><td>\$3,271</td></tr> <tr><td>A</td><td>\$3,306</td></tr> <tr><td>B</td><td>\$3,375</td></tr> <tr><td>COL/C</td><td>\$3,496</td></tr> <tr><td>D</td><td>\$3,652</td></tr> <tr><td>E</td><td>\$3,784</td></tr> <tr><td>F</td><td>\$4,016</td></tr> <tr><td>G</td><td>\$4,264</td></tr> <tr><td>H</td><td>\$4,476</td></tr> <tr><td>I</td><td>\$4,856</td></tr> <tr><td>J</td><td>\$5,305</td></tr> <tr><td>L1</td><td>\$4,788</td></tr> <tr><td>L2</td><td>\$5,204</td></tr> </table>	COM	\$3,271	A	\$3,306	B	\$3,375	COL/C	\$3,496	D	\$3,652	E	\$3,784	F	\$4,016	G	\$4,264	H	\$4,476	I	\$4,856	J	\$5,305	L1	\$4,788	L2	\$5,204
		Dimensions	D	W	H																																																
Overall	32		37 1/2																																																		
Seat	20		18																																																		
Upholstery		Shipping																																																			
COM Ydg	4 1/4	Ctn Wt	100																																																		
COL Sq Ft	98	Cu Ft	35																																																		
COM	\$3,271																																																				
A	\$3,306																																																				
B	\$3,375																																																				
COL/C	\$3,496																																																				
D	\$3,652																																																				
E	\$3,784																																																				
F	\$4,016																																																				
G	\$4,264																																																				
H	\$4,476																																																				
I	\$4,856																																																				
J	\$5,305																																																				
L1	\$4,788																																																				
L2	\$5,204																																																				

To Order, Specify:

- Model Number
- Wood Finish [See Wood Finish Options](#)
- Laminate Color Selection (Stand Up Surface) [See Laminate Color Selection](#)
- Surface Corners (Stand Up Surface) - Square (S), no upcharge or Rounded (R), add \$98 list
- Fabric Selection - vendor, pattern and color
 - Seat
 - Back
 - Headrest
 Visit www.jsifurniture.com/finishes-and-materials/textiles for our textiles program. See selection of standard and graded in manufacturers and patterns.
- Metal Leg Color - [See Metal Leg Color Options](#)
- Optional Coordinating Wood Grain Laminate Available on Table Tops - no upcharge. Finishes with an asterisk have a coordinating laminate available
- Optional Rubber Cushion Nylon Glides - no upcharge
- Product Options

Specifications

- Wood Finishes - Essentials or Artisan.
- Table has 3/4" high density polyurethane foam.
- Seat has synthetic sheet webbing with cross strap reinforcement, 4 1/2" high density foam.
- Back has high density polyurethane foam.
- Plywood construction with locking tenons, glue and screws.
- Linking bracket included.
- Metal legs are 16 gauge steel tube with metal leveling glides.
- 3/4" thick 10" deep laminate stand up surface with coordinating 3mm PVC edge supported by steel columns, 42" surface height.

Description

Model

Specifications

List Price Per Grade

45° Curved Seat High Back



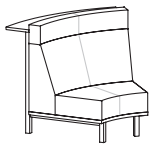
CTI32303

- 30" inside radius
- 62" outside radius
- 7" high headrest
- COM based on single fabric
- multiple fabrics, see pages CT6-CT8 for yardage requirements
- artisan veneer available; specify and add \$135 list

Dimensions	D	W	H
Overall	32		44½
Seat	20		18
Upholstery		Shipping	
COM Ydg	5¾	Ctn Wt	112
COL Sq Ft	133	Cu Ft	42

COM	\$3,513
A	\$3,561
B	\$3,654
COL/C	\$3,818
D	\$4,028
E	\$4,207
F	\$4,520
G	\$4,856
H	\$5,143
I	\$5,657
J	\$6,265
L1	\$5,553
L2	\$6,114

45° Curved Seat High Back with Stand Up Surface



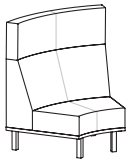
CTI32304

- 30" inside radius
- stand up surface corner; specify square (S) no upcharge or rounded (R) add \$52 list
- 62" outside radius
- 7" high headrest
- 41¾" high stand up surface
- COM based on single fabric
- multiple fabrics, see pages CT6-CT8 for yardage requirements
- artisan veneer available; specify and add \$135 list

Dimensions	D	W	H
Overall	42		44½
Seat	20		18
Upholstery		Shipping	
COM Ydg	5¾	Ctn Wt	150
COL Sq Ft	133	Cu Ft	54

COM	\$4,976
A	\$5,024
B	\$5,117
COL/C	\$5,281
D	\$5,491
E	\$5,670
F	\$5,983
G	\$6,319
H	\$6,606
I	\$7,120
J	\$7,728
L1	\$7,016
L2	\$7,577

45° Curved Seat Privacy Back




CTI32305

- 30" inside radius
- 62" outside radius
- 14" high headrest
- COM based on single fabric
- multiple fabrics, see pages CT6-CT8 for yardage requirements
- artisan veneer available; specify and add \$135 list

Dimensions	D	W	H
Overall	32		51½
Seat	20		18
Upholstery		Shipping	
COM Ydg	6¼	Ctn Wt	117
COL Sq Ft	144	Cu Ft	50

COM	\$3,756
A	\$3,808
B	\$3,909
COL/C	\$4,087
D	\$4,316
E	\$4,511
F	\$4,851
G	\$5,216
H	\$5,528
I	\$6,086
J	\$6,747
L1	\$5,981
L2	\$6,592

45° Curved Seat Privacy Back with Stand Up Surface



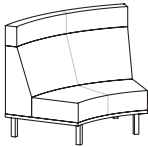


CTI32306

- 30" inside radius
- stand up surface corner; specify square (S) no upcharge or rounded (R) add \$52 list
- 62" outside radius
- 14" high headrest
- 41¾" high stand up surface
- COM based on single fabric
- multiple fabrics, see pages CT6-CT8 for yardage requirements
- artisan veneer available; specify and add \$135 list

Dimensions	D	W	H
Overall	42		51½
Seat	20		18
Upholstery		Shipping	
COM Ydg	6¼	Ctn Wt	155
COL Sq Ft	144	Cu Ft	62

COM	\$5,218
A	\$5,270
B	\$5,371
COL/C	\$5,549
D	\$5,778
E	\$5,973
F	\$6,313
G	\$6,678
H	\$6,990
I	\$7,548
J	\$8,209
L1	\$7,443
L2	\$8,054

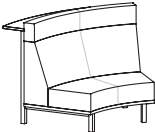



Description	1 Model	Specifications	List Price Per Grade																																																		
45° Curved Seat Low Back 	CTI32451 • 45" inside radius • 77" outside radius • COM based on single fabric • multiple fabrics, see pages CT6-CT8 for yardage requirements • artisan veneer available; specify and add \$135 list	<table border="1"> <thead> <tr> <th>Dimensions</th> <th>D</th> <th>W</th> <th>H</th> </tr> </thead> <tbody> <tr> <td>Overall</td> <td>32</td> <td></td> <td>30½</td> </tr> <tr> <td>Seat</td> <td>20</td> <td></td> <td>18</td> </tr> <tr> <th colspan="2">Upholstery</th> <th colspan="2">Shipping</th> </tr> <tr> <td>COM Ydg</td> <td>5</td> <td>Ctn Wt</td> <td>110</td> </tr> <tr> <td>COL Sq Ft</td> <td>115</td> <td>Cu Ft</td> <td>34</td> </tr> </tbody> </table>	Dimensions	D	W	H	Overall	32		30½	Seat	20		18	Upholstery		Shipping		COM Ydg	5	Ctn Wt	110	COL Sq Ft	115	Cu Ft	34	<table> <tbody> <tr><td>COM</td><td>\$3,090</td></tr> <tr><td>A</td><td>\$3,131</td></tr> <tr><td>B</td><td>\$3,213</td></tr> <tr><td>COL/C</td><td>\$3,355</td></tr> <tr><td>D</td><td>\$3,538</td></tr> <tr><td>E</td><td>\$3,694</td></tr> <tr><td>F</td><td>\$3,966</td></tr> <tr><td>G</td><td>\$4,258</td></tr> <tr><td>H</td><td>\$4,508</td></tr> <tr><td>I</td><td>\$4,954</td></tr> <tr><td>J</td><td>\$5,483</td></tr> <tr><td>L1</td><td>\$4,861</td></tr> <tr><td>L2</td><td>\$5,347</td></tr> </tbody> </table>	COM	\$3,090	A	\$3,131	B	\$3,213	COL/C	\$3,355	D	\$3,538	E	\$3,694	F	\$3,966	G	\$4,258	H	\$4,508	I	\$4,954	J	\$5,483	L1	\$4,861	L2	\$5,347
		Dimensions	D	W	H																																																
Overall	32		30½																																																		
Seat	20		18																																																		
Upholstery		Shipping																																																			
COM Ydg	5	Ctn Wt	110																																																		
COL Sq Ft	115	Cu Ft	34																																																		
COM	\$3,090																																																				
A	\$3,131																																																				
B	\$3,213																																																				
COL/C	\$3,355																																																				
D	\$3,538																																																				
E	\$3,694																																																				
F	\$3,966																																																				
G	\$4,258																																																				
H	\$4,508																																																				
I	\$4,954																																																				
J	\$5,483																																																				
L1	\$4,861																																																				
L2	\$5,347																																																				
45° Curved Seat Mid Back 	CTI32452 • 45" inside radius • 77" outside radius • COM based on single fabric • multiple fabrics, see pages CT6-CT8 for yardage requirements • artisan veneer available; specify and add \$135 list	<table border="1"> <thead> <tr> <th>Dimensions</th> <th>D</th> <th>W</th> <th>H</th> </tr> </thead> <tbody> <tr> <td>Overall</td> <td>32</td> <td></td> <td>37½</td> </tr> <tr> <td>Seat</td> <td>20</td> <td></td> <td>18</td> </tr> <tr> <th colspan="2">Upholstery</th> <th colspan="2">Shipping</th> </tr> <tr> <td>COM Ydg</td> <td>5½</td> <td>Ctn Wt</td> <td>120</td> </tr> <tr> <td>COL Sq Ft</td> <td>127</td> <td>Cu Ft</td> <td>44</td> </tr> </tbody> </table>	Dimensions	D	W	H	Overall	32		37½	Seat	20		18	Upholstery		Shipping		COM Ydg	5½	Ctn Wt	120	COL Sq Ft	127	Cu Ft	44	<table> <tbody> <tr><td>COM</td><td>\$3,333</td></tr> <tr><td>A</td><td>\$3,378</td></tr> <tr><td>B</td><td>\$3,468</td></tr> <tr><td>COL/C</td><td>\$3,625</td></tr> <tr><td>D</td><td>\$3,826</td></tr> <tr><td>E</td><td>\$3,997</td></tr> <tr><td>F</td><td>\$4,297</td></tr> <tr><td>G</td><td>\$4,618</td></tr> <tr><td>H</td><td>\$4,892</td></tr> <tr><td>I</td><td>\$5,384</td></tr> <tr><td>J</td><td>\$5,965</td></tr> <tr><td>L1</td><td>\$5,289</td></tr> <tr><td>L2</td><td>\$5,826</td></tr> </tbody> </table>	COM	\$3,333	A	\$3,378	B	\$3,468	COL/C	\$3,625	D	\$3,826	E	\$3,997	F	\$4,297	G	\$4,618	H	\$4,892	I	\$5,384	J	\$5,965	L1	\$5,289	L2	\$5,826
		Dimensions	D	W	H																																																
Overall	32		37½																																																		
Seat	20		18																																																		
Upholstery		Shipping																																																			
COM Ydg	5½	Ctn Wt	120																																																		
COL Sq Ft	127	Cu Ft	44																																																		
COM	\$3,333																																																				
A	\$3,378																																																				
B	\$3,468																																																				
COL/C	\$3,625																																																				
D	\$3,826																																																				
E	\$3,997																																																				
F	\$4,297																																																				
G	\$4,618																																																				
H	\$4,892																																																				
I	\$5,384																																																				
J	\$5,965																																																				
L1	\$5,289																																																				
L2	\$5,826																																																				
45° Curved Seat High Back 	CTI32453 • 45" inside radius • 77" outside radius • 7" high headrest • COM based on single fabric • multiple fabrics, see pages CT6-CT8 for yardage requirements • artisan veneer available; specify and add \$135 list	<table border="1"> <thead> <tr> <th>Dimensions</th> <th>D</th> <th>W</th> <th>H</th> </tr> </thead> <tbody> <tr> <td>Overall</td> <td>32</td> <td></td> <td>44½</td> </tr> <tr> <td>Seat</td> <td>20</td> <td></td> <td>18</td> </tr> <tr> <th colspan="2">Upholstery</th> <th colspan="2">Shipping</th> </tr> <tr> <td>COM Ydg</td> <td>7¼</td> <td>Ctn Wt</td> <td>135</td> </tr> <tr> <td>COL Sq Ft</td> <td>167</td> <td>Cu Ft</td> <td>54</td> </tr> </tbody> </table>	Dimensions	D	W	H	Overall	32		44½	Seat	20		18	Upholstery		Shipping		COM Ydg	7¼	Ctn Wt	135	COL Sq Ft	167	Cu Ft	54	<table> <tbody> <tr><td>COM</td><td>\$3,573</td></tr> <tr><td>A</td><td>\$3,633</td></tr> <tr><td>B</td><td>\$3,751</td></tr> <tr><td>COL/C</td><td>\$3,957</td></tr> <tr><td>D</td><td>\$4,223</td></tr> <tr><td>E</td><td>\$4,448</td></tr> <tr><td>F</td><td>\$4,843</td></tr> <tr><td>G</td><td>\$5,266</td></tr> <tr><td>H</td><td>\$5,628</td></tr> <tr><td>I</td><td>\$6,276</td></tr> <tr><td>J</td><td>\$7,043</td></tr> <tr><td>L1</td><td>\$6,152</td></tr> <tr><td>L2</td><td>\$6,861</td></tr> </tbody> </table>	COM	\$3,573	A	\$3,633	B	\$3,751	COL/C	\$3,957	D	\$4,223	E	\$4,448	F	\$4,843	G	\$5,266	H	\$5,628	I	\$6,276	J	\$7,043	L1	\$6,152	L2	\$6,861
		Dimensions	D	W	H																																																
Overall	32		44½																																																		
Seat	20		18																																																		
Upholstery		Shipping																																																			
COM Ydg	7¼	Ctn Wt	135																																																		
COL Sq Ft	167	Cu Ft	54																																																		
COM	\$3,573																																																				
A	\$3,633																																																				
B	\$3,751																																																				
COL/C	\$3,957																																																				
D	\$4,223																																																				
E	\$4,448																																																				
F	\$4,843																																																				
G	\$5,266																																																				
H	\$5,628																																																				
I	\$6,276																																																				
J	\$7,043																																																				
L1	\$6,152																																																				
L2	\$6,861																																																				

To Order, Specify:




- 1 Model Number
- 2 Wood Finish [See Wood Finish Options](#)
- 3 Laminate Color Selection (Stand Up Surface) [See Laminate Color Selection](#)
- 4 Surface Corners (Stand Up Surface) - Square (S), no upcharge or Rounded (R), add \$52 list
- 5 Fabric Selection - vendor, pattern and color
 - A. Seat
 - B. Back
 - C. Headrest
 Visit www.jsifurniture.com/finishes-and-materials/textiles for our textiles program. See selection of standard and graded in manufacturers and patterns.
- 6 Metal Leg Color - [See Metal Leg Color Options](#)
- 7 Optional Power Center - Flush Mount (EC22) - Black (B) or White (W); \$613 list each, see page CT3 for location availability
- 8 Optional Rubber Cushion Nylon Glides - no upcharge
- 9 Product Options

Specifications

- Wood Finishes - Essentials or Artisan.
- Seat has synthetic sheet webbing with cross strap reinforcement, 4¼" high density polyurethane foam.
- Back has high density polyurethane foam.
- Plywood construction with locking tenons, glue and screws.
- Linking bracket included.
- Metal legs are 16 gauge steel tube with metal leveling glides.
- ¾" thick 10" deep laminate stand up surface with coordinating 3mm PVC edge supported by steel columns, 42" surface height.

Description	Model	Specifications	List Price Per Grade																																						
45° Curved Seat High Back with Stand Up Surface 	CTI32454 · stand up surface corner; specify square (S) no upcharge or rounded (R) add \$52 list · 77" outside radius · 7" high headrest · 41 3/4" high stand up surface · COM based on single fabric · multiple fabrics, see pages CT6-CT8 for yardage requirements · artisan veneer available; specify and add \$135 list	<table border="1"> <thead> <tr> <th>Dimensions</th> <th>D</th> <th>W</th> <th>H</th> </tr> </thead> <tbody> <tr> <td>Overall</td> <td>42</td> <td></td> <td>44 1/2</td> </tr> <tr> <td>Seat</td> <td>20</td> <td></td> <td>18</td> </tr> </tbody> </table>	Dimensions	D	W	H	Overall	42		44 1/2	Seat	20		18	<table border="1"> <tbody> <tr><td>COM</td><td>\$5,749</td></tr> <tr><td>A</td><td>\$5,809</td></tr> <tr><td>B</td><td>\$5,927</td></tr> <tr><td>COL/C</td><td>\$6,133</td></tr> <tr><td>D</td><td>\$6,399</td></tr> <tr><td>E</td><td>\$6,624</td></tr> <tr><td>F</td><td>\$7,019</td></tr> <tr><td>G</td><td>\$7,442</td></tr> <tr><td>H</td><td>\$7,804</td></tr> <tr><td>I</td><td>\$8,452</td></tr> <tr><td>J</td><td>\$9,219</td></tr> <tr><td>L1</td><td>\$8,328</td></tr> <tr><td>L2</td><td>\$9,037</td></tr> </tbody> </table>	COM	\$5,749	A	\$5,809	B	\$5,927	COL/C	\$6,133	D	\$6,399	E	\$6,624	F	\$7,019	G	\$7,442	H	\$7,804	I	\$8,452	J	\$9,219	L1	\$8,328	L2	\$9,037
		Dimensions	D	W	H																																				
Overall	42		44 1/2																																						
Seat	20		18																																						
COM	\$5,749																																								
A	\$5,809																																								
B	\$5,927																																								
COL/C	\$6,133																																								
D	\$6,399																																								
E	\$6,624																																								
F	\$7,019																																								
G	\$7,442																																								
H	\$7,804																																								
I	\$8,452																																								
J	\$9,219																																								
L1	\$8,328																																								
L2	\$9,037																																								
<table border="1"> <thead> <tr> <th>Upholstery</th> <th colspan="3">Shipping</th> </tr> </thead> <tbody> <tr> <td>COM Ydg</td> <td>7 1/4</td> <td>Ctn Wt</td> <td>173</td> </tr> <tr> <td>COL Sq Ft</td> <td>167</td> <td>Cu Ft</td> <td>66</td> </tr> </tbody> </table>	Upholstery	Shipping			COM Ydg	7 1/4	Ctn Wt	173	COL Sq Ft	167	Cu Ft	66																													
Upholstery	Shipping																																								
COM Ydg	7 1/4	Ctn Wt	173																																						
COL Sq Ft	167	Cu Ft	66																																						
45° Curved Seat Privacy Back 	CTI32455 · 45" inside radius · 77" outside radius · 14" high headrest · COM based on single fabric · multiple fabrics, see pages CT6-CT8 for yardage requirements · artisan veneer available; specify and add \$135 list	<table border="1"> <thead> <tr> <th>Dimensions</th> <th>D</th> <th>W</th> <th>H</th> </tr> </thead> <tbody> <tr> <td>Overall</td> <td>32</td> <td></td> <td>51 1/2</td> </tr> <tr> <td>Seat</td> <td>20</td> <td></td> <td>18</td> </tr> </tbody> </table>	Dimensions	D	W	H	Overall	32		51 1/2	Seat	20		18	<table border="1"> <tbody> <tr><td>COM</td><td>\$3,815</td></tr> <tr><td>A</td><td>\$3,883</td></tr> <tr><td>B</td><td>\$4,017</td></tr> <tr><td>COL/C</td><td>\$4,252</td></tr> <tr><td>D</td><td>\$4,554</td></tr> <tr><td>E</td><td>\$4,811</td></tr> <tr><td>F</td><td>\$5,260</td></tr> <tr><td>G</td><td>\$5,742</td></tr> <tr><td>H</td><td>\$6,154</td></tr> <tr><td>I</td><td>\$6,891</td></tr> <tr><td>J</td><td>\$7,763</td></tr> <tr><td>L1</td><td>\$6,748</td></tr> <tr><td>L2</td><td>\$7,554</td></tr> </tbody> </table>	COM	\$3,815	A	\$3,883	B	\$4,017	COL/C	\$4,252	D	\$4,554	E	\$4,811	F	\$5,260	G	\$5,742	H	\$6,154	I	\$6,891	J	\$7,763	L1	\$6,748	L2	\$7,554
		Dimensions	D	W	H																																				
Overall	32		51 1/2																																						
Seat	20		18																																						
COM	\$3,815																																								
A	\$3,883																																								
B	\$4,017																																								
COL/C	\$4,252																																								
D	\$4,554																																								
E	\$4,811																																								
F	\$5,260																																								
G	\$5,742																																								
H	\$6,154																																								
I	\$6,891																																								
J	\$7,763																																								
L1	\$6,748																																								
L2	\$7,554																																								
<table border="1"> <thead> <tr> <th>Upholstery</th> <th colspan="3">Shipping</th> </tr> </thead> <tbody> <tr> <td>COM Ydg</td> <td>8 1/4</td> <td>Ctn Wt</td> <td>140</td> </tr> <tr> <td>COL Sq Ft</td> <td>190</td> <td>Cu Ft</td> <td>63</td> </tr> </tbody> </table>	Upholstery	Shipping			COM Ydg	8 1/4	Ctn Wt	140	COL Sq Ft	190	Cu Ft	63																													
Upholstery	Shipping																																								
COM Ydg	8 1/4	Ctn Wt	140																																						
COL Sq Ft	190	Cu Ft	63																																						
45° Curved Seat Privacy Back with Stand Up Surface 	CTI32456 · 45" inside radius · stand up surface corner; specify square (S) no upcharge or rounded (R) add \$52 list · 77" outside radius · 14" high headrest · 41 3/4" high stand up surface · COM based on single fabric · multiple fabrics, see pages CT6-CT8 for yardage requirements · artisan veneer available; specify and add \$135 list	<table border="1"> <thead> <tr> <th>Dimensions</th> <th>D</th> <th>W</th> <th>H</th> </tr> </thead> <tbody> <tr> <td>Overall</td> <td>42</td> <td></td> <td>51 1/2</td> </tr> <tr> <td>Seat</td> <td>20</td> <td></td> <td>18</td> </tr> </tbody> </table>	Dimensions	D	W	H	Overall	42		51 1/2	Seat	20		18	<table border="1"> <tbody> <tr><td>COM</td><td>\$5,990</td></tr> <tr><td>A</td><td>\$6,058</td></tr> <tr><td>B</td><td>\$6,192</td></tr> <tr><td>COL/C</td><td>\$6,427</td></tr> <tr><td>D</td><td>\$6,729</td></tr> <tr><td>E</td><td>\$6,986</td></tr> <tr><td>F</td><td>\$7,435</td></tr> <tr><td>G</td><td>\$7,917</td></tr> <tr><td>H</td><td>\$8,329</td></tr> <tr><td>I</td><td>\$9,066</td></tr> <tr><td>J</td><td>\$9,938</td></tr> <tr><td>L1</td><td>\$8,923</td></tr> <tr><td>L2</td><td>\$9,729</td></tr> </tbody> </table>	COM	\$5,990	A	\$6,058	B	\$6,192	COL/C	\$6,427	D	\$6,729	E	\$6,986	F	\$7,435	G	\$7,917	H	\$8,329	I	\$9,066	J	\$9,938	L1	\$8,923	L2	\$9,729
		Dimensions	D	W	H																																				
Overall	42		51 1/2																																						
Seat	20		18																																						
COM	\$5,990																																								
A	\$6,058																																								
B	\$6,192																																								
COL/C	\$6,427																																								
D	\$6,729																																								
E	\$6,986																																								
F	\$7,435																																								
G	\$7,917																																								
H	\$8,329																																								
I	\$9,066																																								
J	\$9,938																																								
L1	\$8,923																																								
L2	\$9,729																																								
<table border="1"> <thead> <tr> <th>Upholstery</th> <th colspan="3">Shipping</th> </tr> </thead> <tbody> <tr> <td>COM Ydg</td> <td>8 1/4</td> <td>Ctn Wt</td> <td>178</td> </tr> <tr> <td>COL Sq Ft</td> <td>190</td> <td>Cu Ft</td> <td>75</td> </tr> </tbody> </table>	Upholstery	Shipping			COM Ydg	8 1/4	Ctn Wt	178	COL Sq Ft	190	Cu Ft	75																													
Upholstery	Shipping																																								
COM Ydg	8 1/4	Ctn Wt	178																																						
COL Sq Ft	190	Cu Ft	75																																						
90° Curved Seat Low Back 	CT032121 · 12" outside radius · 44" inside radius · COM based on single fabric · multiple fabrics, see pages CT6-CT8 for yardage requirements · artisan veneer available; specify and add \$135 list	<table border="1"> <thead> <tr> <th>Dimensions</th> <th>D</th> <th>W</th> <th>H</th> </tr> </thead> <tbody> <tr> <td>Overall</td> <td>32</td> <td></td> <td>30 1/2</td> </tr> <tr> <td>Seat</td> <td>20</td> <td></td> <td>18</td> </tr> </tbody> </table>	Dimensions	D	W	H	Overall	32		30 1/2	Seat	20		18	<table border="1"> <tbody> <tr><td>COM</td><td>\$3,001</td></tr> <tr><td>A</td><td>\$3,032</td></tr> <tr><td>B</td><td>\$3,093</td></tr> <tr><td>COL/C</td><td>\$3,200</td></tr> <tr><td>D</td><td>\$3,337</td></tr> <tr><td>E</td><td>\$3,454</td></tr> <tr><td>F</td><td>\$3,658</td></tr> <tr><td>G</td><td>\$3,877</td></tr> <tr><td>H</td><td>\$4,064</td></tr> <tr><td>I</td><td>\$4,399</td></tr> <tr><td>J</td><td>\$4,796</td></tr> <tr><td>L1</td><td>\$4,333</td></tr> <tr><td>L2</td><td>\$4,699</td></tr> </tbody> </table>	COM	\$3,001	A	\$3,032	B	\$3,093	COL/C	\$3,200	D	\$3,337	E	\$3,454	F	\$3,658	G	\$3,877	H	\$4,064	I	\$4,399	J	\$4,796	L1	\$4,333	L2	\$4,699
		Dimensions	D	W	H																																				
Overall	32		30 1/2																																						
Seat	20		18																																						
COM	\$3,001																																								
A	\$3,032																																								
B	\$3,093																																								
COL/C	\$3,200																																								
D	\$3,337																																								
E	\$3,454																																								
F	\$3,658																																								
G	\$3,877																																								
H	\$4,064																																								
I	\$4,399																																								
J	\$4,796																																								
L1	\$4,333																																								
L2	\$4,699																																								
<table border="1"> <thead> <tr> <th>Upholstery</th> <th colspan="3">Shipping</th> </tr> </thead> <tbody> <tr> <td>COM Ydg</td> <td>3 3/4</td> <td>Ctn Wt</td> <td>98</td> </tr> <tr> <td>COL Sq Ft</td> <td>87</td> <td>Cu Ft</td> <td>36</td> </tr> </tbody> </table>	Upholstery	Shipping			COM Ydg	3 3/4	Ctn Wt	98	COL Sq Ft	87	Cu Ft	36																													
Upholstery	Shipping																																								
COM Ydg	3 3/4	Ctn Wt	98																																						
COL Sq Ft	87	Cu Ft	36																																						

CONNECT

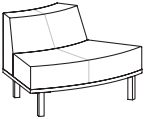



Description	1 Model	Specifications	List Price Per Grade																								
90° Curved Seat Mid Back 	CT032122 <ul style="list-style-type: none"> 12" outside radius 44" inside radius COM based on single fabric multiple fabrics, see pages CT6-CT8 for yardage requirements artisan veneer available; specify and add \$135 list 	<table border="1"> <thead> <tr> <th>Dimensions</th> <th>D</th> <th>W</th> <th>H</th> </tr> </thead> <tbody> <tr> <td>Overall</td> <td>32</td> <td></td> <td>37½</td> </tr> <tr> <td>Seat</td> <td>20</td> <td></td> <td>18</td> </tr> <tr> <th colspan="2">Upholstery</th> <th colspan="2">Shipping</th> </tr> <tr> <td>COM Ydg</td> <td>4 ¼</td> <td>Ctn Wt</td> <td>103</td> </tr> <tr> <td>COL Sq Ft</td> <td>98</td> <td>Cu Ft</td> <td>46</td> </tr> </tbody> </table>	Dimensions	D	W	H	Overall	32		37½	Seat	20		18	Upholstery		Shipping		COM Ydg	4 ¼	Ctn Wt	103	COL Sq Ft	98	Cu Ft	46	COM \$3,242 A \$3,277 B \$3,346 COL/C \$3,467 D \$3,623 E \$3,755 F \$3,987 G \$4,235 H \$4,447 I \$4,827 J \$5,276 L1 \$4,759 L2 \$5,175
		Dimensions	D	W	H																						
Overall	32		37½																								
Seat	20		18																								
Upholstery		Shipping																									
COM Ydg	4 ¼	Ctn Wt	103																								
COL Sq Ft	98	Cu Ft	46																								
90° Curved Seat High Back 	CT032123 <ul style="list-style-type: none"> 12" outside radius 44" inside radius 7" high headrest COM based on single fabric multiple fabrics, see pages CT6-CT8 for yardage requirements artisan veneer available; specify and add \$135 list 	<table border="1"> <thead> <tr> <th>Dimensions</th> <th>D</th> <th>W</th> <th>H</th> </tr> </thead> <tbody> <tr> <td>Overall</td> <td>32</td> <td></td> <td>44½</td> </tr> <tr> <td>Seat</td> <td>20</td> <td></td> <td>18</td> </tr> <tr> <th colspan="2">Upholstery</th> <th colspan="2">Shipping</th> </tr> <tr> <td>COM Ydg</td> <td>5</td> <td>Ctn Wt</td> <td>110</td> </tr> <tr> <td>COL Sq Ft</td> <td>115</td> <td>Cu Ft</td> <td>56</td> </tr> </tbody> </table>	Dimensions	D	W	H	Overall	32		44½	Seat	20		18	Upholstery		Shipping		COM Ydg	5	Ctn Wt	110	COL Sq Ft	115	Cu Ft	56	COM \$3,482 A \$3,523 B \$3,605 COL/C \$3,747 D \$3,930 E \$4,086 F \$4,358 G \$4,650 H \$4,900 I \$5,346 J \$5,875 L1 \$5,253 L2 \$5,739
		Dimensions	D	W	H																						
Overall	32		44½																								
Seat	20		18																								
Upholstery		Shipping																									
COM Ydg	5	Ctn Wt	110																								
COL Sq Ft	115	Cu Ft	56																								
90° Curved Seat Privacy Back 	CT032125 <ul style="list-style-type: none"> 12" outside radius 44" inside radius 14" high headrest COM based on single fabric multiple fabrics, see pages CT6-CT8 for yardage requirements artisan veneer available; specify and add \$135 list 	<table border="1"> <thead> <tr> <th>Dimensions</th> <th>D</th> <th>W</th> <th>H</th> </tr> </thead> <tbody> <tr> <td>Overall</td> <td>32</td> <td></td> <td>51½</td> </tr> <tr> <td>Seat</td> <td>20</td> <td></td> <td>18</td> </tr> <tr> <th colspan="2">Upholstery</th> <th colspan="2">Shipping</th> </tr> <tr> <td>COM Ydg</td> <td>5 ¼</td> <td>Ctn Wt</td> <td>115</td> </tr> <tr> <td>COL Sq Ft</td> <td>121</td> <td>Cu Ft</td> <td>66</td> </tr> </tbody> </table>	Dimensions	D	W	H	Overall	32		51½	Seat	20		18	Upholstery		Shipping		COM Ydg	5 ¼	Ctn Wt	115	COL Sq Ft	121	Cu Ft	66	COM \$3,724 A \$3,767 B \$3,853 COL/C \$4,002 D \$4,195 E \$4,358 F \$4,644 G \$4,950 H \$5,212 I \$5,681 J \$6,237 L1 \$5,595 L2 \$6,109
		Dimensions	D	W	H																						
Overall	32		51½																								
Seat	20		18																								
Upholstery		Shipping																									
COM Ydg	5 ¼	Ctn Wt	115																								
COL Sq Ft	121	Cu Ft	66																								

To Order, Specify:


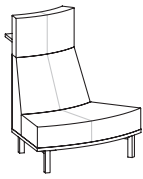

- Model Number
- Wood Finish [See Wood Finish Options](#)
- Laminate Color Selection (Stand Up Surface) [See Laminate Color Selection](#)
- Surface Corners (Stand Up Surface) - Square (S), no upcharge or Rounded (R), add \$52 list
- Fabric Selection - vendor, pattern and color
 - Seat
 - Back
 - Headrest
 Visit www.jsifurniture.com/finishes-and-materials/textiles for our textiles program. See selection of standard and graded in manufacturers and patterns.
- Metal Leg Color - [See Metal Leg Color Options](#)
- Optional Power Center - Flush Mount (EC22) - Black (B) or White (W); \$613 list each, see page CT3 for location availability
- Optional Rubber Cushion Nylon Glides - no upcharge
- Product Options

Specifications

- Wood Finishes - Essentials or Artisan.
- Seat has synthetic sheet webbing with cross strap reinforcement, 4 ¼" high density polyurethane foam.
- Back has high density polyurethane foam.
- Plywood construction with locking tenons, glue and screws.
- Linking bracket included.
- Metal legs are 16 gauge steel tube with metal leveling glides.
- ¾" thick 10" deep laminate stand up surface with coordinating 3mm PVC edge supported by steel columns, 42" surface height.

Description	Model	Specifications	List Price Per Grade																																						
45° Curved Seat Low Back 	CT032301 · 30" outside radius · 62" inside radius · COM based on single fabric · multiple fabrics, see pages CT6-CT8 for yardage requirements · artisan veneer available; specify and add \$135 list	<table border="1"> <thead> <tr> <th>Dimensions</th> <th>D</th> <th>W</th> <th>H</th> </tr> </thead> <tbody> <tr> <td>Overall</td> <td>32</td> <td></td> <td>30½</td> </tr> <tr> <td>Seat</td> <td>20</td> <td></td> <td>18</td> </tr> </tbody> </table>	Dimensions	D	W	H	Overall	32		30½	Seat	20		18	<table border="1"> <tbody> <tr><td>COM</td><td>\$2,969</td></tr> <tr><td>A</td><td>\$2,994</td></tr> <tr><td>B</td><td>\$3,043</td></tr> <tr><td>COL/C</td><td>\$3,128</td></tr> <tr><td>D</td><td>\$3,238</td></tr> <tr><td>E</td><td>\$3,331</td></tr> <tr><td>F</td><td>\$3,495</td></tr> <tr><td>G</td><td>\$3,670</td></tr> <tr><td>H</td><td>\$3,820</td></tr> <tr><td>I</td><td>\$4,088</td></tr> <tr><td>J</td><td>\$4,405</td></tr> <tr><td>L1</td><td>\$4,032</td></tr> <tr><td>L2</td><td>\$4,324</td></tr> </tbody> </table>	COM	\$2,969	A	\$2,994	B	\$3,043	COL/C	\$3,128	D	\$3,238	E	\$3,331	F	\$3,495	G	\$3,670	H	\$3,820	I	\$4,088	J	\$4,405	L1	\$4,032	L2	\$4,324
		Dimensions	D	W	H																																				
Overall	32		30½																																						
Seat	20		18																																						
COM	\$2,969																																								
A	\$2,994																																								
B	\$3,043																																								
COL/C	\$3,128																																								
D	\$3,238																																								
E	\$3,331																																								
F	\$3,495																																								
G	\$3,670																																								
H	\$3,820																																								
I	\$4,088																																								
J	\$4,405																																								
L1	\$4,032																																								
L2	\$4,324																																								
<table border="1"> <thead> <tr> <th>Upholstery</th> <th colspan="3">Shipping</th> </tr> </thead> <tbody> <tr> <td>COM Ydg</td> <td>3</td> <td>Ctn Wt</td> <td>90</td> </tr> <tr> <td>COL Sq Ft</td> <td>69</td> <td>Cu Ft</td> <td>27</td> </tr> </tbody> </table>	Upholstery	Shipping			COM Ydg	3	Ctn Wt	90	COL Sq Ft	69	Cu Ft	27																													
Upholstery	Shipping																																								
COM Ydg	3	Ctn Wt	90																																						
COL Sq Ft	69	Cu Ft	27																																						
45° Curved Seat Mid Back 	CT032302 · 30" outside radius · 62" inside radius · COM based on single fabric · multiple fabrics, see pages CT6-CT8 for yardage requirements · artisan veneer available; specify and add \$135 list	<table border="1"> <thead> <tr> <th>Dimensions</th> <th>D</th> <th>W</th> <th>H</th> </tr> </thead> <tbody> <tr> <td>Overall</td> <td>32</td> <td></td> <td>37½</td> </tr> <tr> <td>Seat</td> <td>20</td> <td></td> <td>18</td> </tr> </tbody> </table>	Dimensions	D	W	H	Overall	32		37½	Seat	20		18	<table border="1"> <tbody> <tr><td>COM</td><td>\$3,209</td></tr> <tr><td>A</td><td>\$3,236</td></tr> <tr><td>B</td><td>\$3,289</td></tr> <tr><td>COL/C</td><td>\$3,381</td></tr> <tr><td>D</td><td>\$3,500</td></tr> <tr><td>E</td><td>\$3,602</td></tr> <tr><td>F</td><td>\$3,779</td></tr> <tr><td>G</td><td>\$3,968</td></tr> <tr><td>H</td><td>\$4,131</td></tr> <tr><td>I</td><td>\$4,421</td></tr> <tr><td>J</td><td>\$4,765</td></tr> <tr><td>L1</td><td>\$4,372</td></tr> <tr><td>L2</td><td>\$4,691</td></tr> </tbody> </table>	COM	\$3,209	A	\$3,236	B	\$3,289	COL/C	\$3,381	D	\$3,500	E	\$3,602	F	\$3,779	G	\$3,968	H	\$4,131	I	\$4,421	J	\$4,765	L1	\$4,372	L2	\$4,691
		Dimensions	D	W	H																																				
Overall	32		37½																																						
Seat	20		18																																						
COM	\$3,209																																								
A	\$3,236																																								
B	\$3,289																																								
COL/C	\$3,381																																								
D	\$3,500																																								
E	\$3,602																																								
F	\$3,779																																								
G	\$3,968																																								
H	\$4,131																																								
I	\$4,421																																								
J	\$4,765																																								
L1	\$4,372																																								
L2	\$4,691																																								
<table border="1"> <thead> <tr> <th>Upholstery</th> <th colspan="3">Shipping</th> </tr> </thead> <tbody> <tr> <td>COM Ydg</td> <td>3¼</td> <td>Ctn Wt</td> <td>95</td> </tr> <tr> <td>COL Sq Ft</td> <td>75</td> <td>Cu Ft</td> <td>35</td> </tr> </tbody> </table>	Upholstery	Shipping			COM Ydg	3¼	Ctn Wt	95	COL Sq Ft	75	Cu Ft	35																													
Upholstery	Shipping																																								
COM Ydg	3¼	Ctn Wt	95																																						
COL Sq Ft	75	Cu Ft	35																																						
45° Curved Seat High Back 	CT032303 · 30" outside radius · 62" inside radius · 7" high headrest · COM based on single fabric · multiple fabrics, see pages CT6-CT8 for yardage requirements · artisan veneer available; specify and add \$135 list	<table border="1"> <thead> <tr> <th>Dimensions</th> <th>D</th> <th>W</th> <th>H</th> </tr> </thead> <tbody> <tr> <td>Overall</td> <td>32</td> <td></td> <td>44½</td> </tr> <tr> <td>Seat</td> <td>20</td> <td></td> <td>18</td> </tr> </tbody> </table>	Dimensions	D	W	H	Overall	32		44½	Seat	20		18	<table border="1"> <tbody> <tr><td>COM</td><td>\$3,453</td></tr> <tr><td>A</td><td>\$3,486</td></tr> <tr><td>B</td><td>\$3,551</td></tr> <tr><td>COL/C</td><td>\$3,665</td></tr> <tr><td>D</td><td>\$3,812</td></tr> <tr><td>E</td><td>\$3,936</td></tr> <tr><td>F</td><td>\$4,154</td></tr> <tr><td>G</td><td>\$4,387</td></tr> <tr><td>H</td><td>\$4,587</td></tr> <tr><td>I</td><td>\$4,944</td></tr> <tr><td>J</td><td>\$5,368</td></tr> <tr><td>L1</td><td>\$4,870</td></tr> <tr><td>L2</td><td>\$5,259</td></tr> </tbody> </table>	COM	\$3,453	A	\$3,486	B	\$3,551	COL/C	\$3,665	D	\$3,812	E	\$3,936	F	\$4,154	G	\$4,387	H	\$4,587	I	\$4,944	J	\$5,368	L1	\$4,870	L2	\$5,259
		Dimensions	D	W	H																																				
Overall	32		44½																																						
Seat	20		18																																						
COM	\$3,453																																								
A	\$3,486																																								
B	\$3,551																																								
COL/C	\$3,665																																								
D	\$3,812																																								
E	\$3,936																																								
F	\$4,154																																								
G	\$4,387																																								
H	\$4,587																																								
I	\$4,944																																								
J	\$5,368																																								
L1	\$4,870																																								
L2	\$5,259																																								
<table border="1"> <thead> <tr> <th>Upholstery</th> <th colspan="3">Shipping</th> </tr> </thead> <tbody> <tr> <td>COM Ydg</td> <td>4</td> <td>Ctn Wt</td> <td>102</td> </tr> <tr> <td>COL Sq Ft</td> <td>92</td> <td>Cu Ft</td> <td>42</td> </tr> </tbody> </table>	Upholstery	Shipping			COM Ydg	4	Ctn Wt	102	COL Sq Ft	92	Cu Ft	42																													
Upholstery	Shipping																																								
COM Ydg	4	Ctn Wt	102																																						
COL Sq Ft	92	Cu Ft	42																																						
45° Curved Seat High Back 	CT032304 · 30" outside radius · 62" inside radius · 7" high headrest · 41¾" high stand up surface · COM based on single fabric · multiple fabrics, see pages CT6-CT8 for yardage requirements · artisan veneer available; specify and add \$135 list	<table border="1"> <thead> <tr> <th>Dimensions</th> <th>D</th> <th>W</th> <th>H</th> </tr> </thead> <tbody> <tr> <td>Overall</td> <td>42</td> <td></td> <td>44½</td> </tr> <tr> <td>Seat</td> <td>20</td> <td></td> <td>18</td> </tr> </tbody> </table>	Dimensions	D	W	H	Overall	42		44½	Seat	20		18	<table border="1"> <tbody> <tr><td>COM</td><td>\$4,775</td></tr> <tr><td>A</td><td>\$4,808</td></tr> <tr><td>B</td><td>\$4,873</td></tr> <tr><td>COL/C</td><td>\$4,987</td></tr> <tr><td>D</td><td>\$5,134</td></tr> <tr><td>E</td><td>\$5,258</td></tr> <tr><td>F</td><td>\$5,476</td></tr> <tr><td>G</td><td>\$5,709</td></tr> <tr><td>H</td><td>\$5,909</td></tr> <tr><td>I</td><td>\$6,266</td></tr> <tr><td>J</td><td>\$6,690</td></tr> <tr><td>L1</td><td>\$6,192</td></tr> <tr><td>L2</td><td>\$6,581</td></tr> </tbody> </table>	COM	\$4,775	A	\$4,808	B	\$4,873	COL/C	\$4,987	D	\$5,134	E	\$5,258	F	\$5,476	G	\$5,709	H	\$5,909	I	\$6,266	J	\$6,690	L1	\$6,192	L2	\$6,581
		Dimensions	D	W	H																																				
Overall	42		44½																																						
Seat	20		18																																						
COM	\$4,775																																								
A	\$4,808																																								
B	\$4,873																																								
COL/C	\$4,987																																								
D	\$5,134																																								
E	\$5,258																																								
F	\$5,476																																								
G	\$5,709																																								
H	\$5,909																																								
I	\$6,266																																								
J	\$6,690																																								
L1	\$6,192																																								
L2	\$6,581																																								
<table border="1"> <thead> <tr> <th>Upholstery</th> <th colspan="3">Shipping</th> </tr> </thead> <tbody> <tr> <td>COM Ydg</td> <td>4</td> <td>Ctn Wt</td> <td>132</td> </tr> <tr> <td>COL Sq Ft</td> <td>92</td> <td>Cu Ft</td> <td>52</td> </tr> </tbody> </table>	Upholstery	Shipping			COM Ydg	4	Ctn Wt	132	COL Sq Ft	92	Cu Ft	52																													
Upholstery	Shipping																																								
COM Ydg	4	Ctn Wt	132																																						
COL Sq Ft	92	Cu Ft	52																																						

CONNECT

Description	1 Model	Specifications	List Price Per Grade																								
45° Curved Seat Privacy Back 	CT032305 • 30" outside radius • 62" inside radius • 14" high headrest • COM based on single fabric • multiple fabrics, see pages CT6-CT8 for yardage requirements • artisan veneer available; specify and add \$135 list	<table border="1"> <thead> <tr> <th>Dimensions</th> <th>D</th> <th>W</th> <th>H</th> </tr> </thead> <tbody> <tr> <td>Overall</td> <td>32</td> <td></td> <td>51 1/2</td> </tr> <tr> <td>Seat</td> <td>20</td> <td></td> <td>18</td> </tr> <tr> <th colspan="2">Upholstery</th> <th colspan="2">Shipping</th> </tr> <tr> <td>COM Ydg</td> <td>4 1/4</td> <td>Ctn Wt</td> <td>107</td> </tr> <tr> <td>COL Sq Ft</td> <td>98</td> <td>Cu Ft</td> <td>50</td> </tr> </tbody> </table>	Dimensions	D	W	H	Overall	32		51 1/2	Seat	20		18	Upholstery		Shipping		COM Ydg	4 1/4	Ctn Wt	107	COL Sq Ft	98	Cu Ft	50	COM \$3,693 A \$3,728 B \$3,797 COL/C \$3,918 D \$4,074 E \$4,206 F \$4,438 G \$4,686 H \$4,898 I \$5,278 J \$5,727 L1 \$5,210 L2 \$5,626
		Dimensions	D	W	H																						
Overall	32		51 1/2																								
Seat	20		18																								
Upholstery		Shipping																									
COM Ydg	4 1/4	Ctn Wt	107																								
COL Sq Ft	98	Cu Ft	50																								
45° Curved Seat Privacy Back with Stand Up Surface 	CT032306 • 30" outside radius • stand up surface corner; specify square (S) no upcharge or rounded (R) add \$52 list • 62" inside radius • 14" high headrest • 41 3/4" high stand up surface • COM based on single fabric • multiple fabrics, see pages CT6-CT8 for yardage requirements • artisan veneer available; specify and add \$135 list	<table border="1"> <thead> <tr> <th>Dimensions</th> <th>D</th> <th>W</th> <th>H</th> </tr> </thead> <tbody> <tr> <td>Overall</td> <td>42</td> <td></td> <td>51 1/2</td> </tr> <tr> <td>Seat</td> <td>20</td> <td></td> <td>18</td> </tr> <tr> <th colspan="2">Upholstery</th> <th colspan="2">Shipping</th> </tr> <tr> <td>COM Ydg</td> <td>4 1/4</td> <td>Ctn Wt</td> <td>137</td> </tr> <tr> <td>COL Sq Ft</td> <td>98</td> <td>Cu Ft</td> <td>60</td> </tr> </tbody> </table>	Dimensions	D	W	H	Overall	42		51 1/2	Seat	20		18	Upholstery		Shipping		COM Ydg	4 1/4	Ctn Wt	137	COL Sq Ft	98	Cu Ft	60	COM \$5,015 A \$5,050 B \$5,119 COL/C \$5,240 D \$5,396 E \$5,528 F \$5,760 G \$6,008 H \$6,220 I \$6,600 J \$7,049 L1 \$6,532 L2 \$6,948
		Dimensions	D	W	H																						
Overall	42		51 1/2																								
Seat	20		18																								
Upholstery		Shipping																									
COM Ydg	4 1/4	Ctn Wt	137																								
COL Sq Ft	98	Cu Ft	60																								
45° Curved Seat Low Back 	CT032451 • 45" outside radius • 77" inside radius • COM based on single fabric • multiple fabrics, see pages CT6-CT8 for yardage requirements • artisan veneer available; specify and add \$135 list	<table border="1"> <thead> <tr> <th>Dimensions</th> <th>D</th> <th>W</th> <th>H</th> </tr> </thead> <tbody> <tr> <td>Overall</td> <td>32</td> <td></td> <td>30 1/2</td> </tr> <tr> <td>Seat</td> <td>20</td> <td></td> <td>18</td> </tr> <tr> <th colspan="2">Upholstery</th> <th colspan="2">Shipping</th> </tr> <tr> <td>COM Ydg</td> <td>4</td> <td>Ctn Wt</td> <td>101</td> </tr> <tr> <td>COL Sq Ft</td> <td>92</td> <td>Cu Ft</td> <td>34</td> </tr> </tbody> </table>	Dimensions	D	W	H	Overall	32		30 1/2	Seat	20		18	Upholstery		Shipping		COM Ydg	4	Ctn Wt	101	COL Sq Ft	92	Cu Ft	34	COM \$3,031 A \$3,064 B \$3,129 COL/C \$3,243 D \$3,390 E \$3,514 F \$3,732 G \$3,965 H \$4,165 I \$4,522 J \$4,946 L1 \$4,448 L2 \$4,837
		Dimensions	D	W	H																						
Overall	32		30 1/2																								
Seat	20		18																								
Upholstery		Shipping																									
COM Ydg	4	Ctn Wt	101																								
COL Sq Ft	92	Cu Ft	34																								

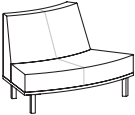


To Order, Specify:



- 1 Model Number
- 2 Wood Finish [See Wood Finish Options](#)
- 3 Laminate Color Selection (Stand Up Surface) [See Laminate Color Selection](#)
- 4 Surface Corners (Stand Up Surface) - Square (S), no upcharge or Rounded (R), add \$52 list
- 5 Fabric Selection - vendor, pattern and color
 - A. Seat
 - B. Back
 - C. Headrest
 Visit www.jsifurniture.com/finishes-and-materials/textiles for our textiles program. See selection of standard and graded in manufacturers and patterns.
- 6 Metal Leg Color - [See Metal Leg Color Options](#)
- 7 Optional Power Center - Flush Mount (EC22) - Black (B) or White (W); \$613 list each, see page CT3 for location availability
- 8 Optional Rubber Cushion Nylon Glides - no upcharge
- 9 Product Options

Specifications

- Wood Finishes - Essentials or Artisan.
- Seat has synthetic sheet webbing with cross strap reinforcement, 4 1/4" high density polyurethane foam.
- Back has high density polyurethane foam.
- Plywood construction with locking tenons, glue and screws.
- Linking bracket included.
- Metal legs are 16 gauge steel tube with metal leveling glides.
- 3/4" thick 10" deep laminate stand up surface with coordinating 3mm PVC edge supported by steel columns, 42" surface height.

CONNECT

Description	① Model	Specifications	List Price Per Grade												
45° Curved Seat Mid Back 	CT032452 · 45" outside radius · 77" inside radius · COM based on single fabric · multiple fabrics, see pages CT6-CT8 for yardage requirements · artisan veneer available; specify and add \$135 list	<table border="1"> <thead> <tr> <th>Dimensions</th> <th>D</th> <th>W</th> <th>H</th> </tr> </thead> <tbody> <tr> <td>Overall</td> <td>32</td> <td></td> <td>37 1/2</td> </tr> <tr> <td>Seat</td> <td>20</td> <td></td> <td>18</td> </tr> </tbody> </table>	Dimensions	D	W	H	Overall	32		37 1/2	Seat	20		18	COM \$3,271 A \$3,308 B \$3,382 COL/C \$3,510 D \$3,674 E \$3,814 F \$4,060 G \$4,322 H \$4,547 I \$4,949 J \$5,425 L1 \$4,670 L2 \$5,059
		Dimensions	D	W	H										
		Overall	32		37 1/2										
		Seat	20		18										
<table border="1"> <thead> <tr> <th>Upholstery</th> <th colspan="3">Shipping</th> </tr> </thead> <tbody> <tr> <td>COM Ydg</td> <td>4 1/2</td> <td>Ctn Wt</td> <td>106</td> </tr> <tr> <td>COL Sq Ft</td> <td>104</td> <td>Cu Ft</td> <td>44</td> </tr> </tbody> </table>	Upholstery	Shipping			COM Ydg	4 1/2	Ctn Wt	106	COL Sq Ft	104	Cu Ft	44			
Upholstery	Shipping														
COM Ydg	4 1/2	Ctn Wt	106												
COL Sq Ft	104	Cu Ft	44												
45° Curved Seat High Back 	CT032453 · 45" outside radius · 77" inside radius · 7" high headrest · COM based on single fabric · multiple fabrics, see pages CT6-CT8 for yardage requirements · artisan veneer available; specify and add \$135 list	<table border="1"> <thead> <tr> <th>Dimensions</th> <th>D</th> <th>W</th> <th>H</th> </tr> </thead> <tbody> <tr> <td>Overall</td> <td>32</td> <td></td> <td>44 1/2</td> </tr> <tr> <td>Seat</td> <td>20</td> <td></td> <td>18</td> </tr> </tbody> </table>	Dimensions	D	W	H	Overall	32		44 1/2	Seat	20		18	COM \$3,513 A \$3,558 B \$3,648 COL/C \$3,805 D \$4,006 E \$4,177 F \$4,477 G \$4,798 H \$5,072 I \$5,564 J \$6,145 L1 \$5,469 L2 \$6,006
		Dimensions	D	W	H										
		Overall	32		44 1/2										
		Seat	20		18										
<table border="1"> <thead> <tr> <th>Upholstery</th> <th colspan="3">Shipping</th> </tr> </thead> <tbody> <tr> <td>COM Ydg</td> <td>5 1/2</td> <td>Ctn Wt</td> <td>113</td> </tr> <tr> <td>COL Sq Ft</td> <td>127</td> <td>Cu Ft</td> <td>54</td> </tr> </tbody> </table>	Upholstery	Shipping			COM Ydg	5 1/2	Ctn Wt	113	COL Sq Ft	127	Cu Ft	54			
Upholstery	Shipping														
COM Ydg	5 1/2	Ctn Wt	113												
COL Sq Ft	127	Cu Ft	54												
45° Curved Seat High Back with Stand Up Surface 	CT032454 · 45" outside radius · stand up surface corner; specify square (S) no upcharge or rounded (R) add \$52 list · 77" inside radius · 7" high headrest · 41 3/4" high stand up surface · COM based on single fabric · multiple fabrics, see pages CT6-CT8 for yardage requirements · artisan veneer available; specify and add \$135 list	<table border="1"> <thead> <tr> <th>Dimensions</th> <th>D</th> <th>W</th> <th>H</th> </tr> </thead> <tbody> <tr> <td>Overall</td> <td>42</td> <td></td> <td>44 1/2</td> </tr> <tr> <td>Seat</td> <td>20</td> <td></td> <td>18</td> </tr> </tbody> </table>	Dimensions	D	W	H	Overall	42		44 1/2	Seat	20		18	COM \$4,867 A \$4,912 B \$5,002 COL/C \$5,159 D \$5,360 E \$5,531 F \$5,831 G \$6,152 H \$6,426 I \$6,918 J \$7,499 L1 \$6,823 L2 \$7,360
		Dimensions	D	W	H										
		Overall	42		44 1/2										
		Seat	20		18										
<table border="1"> <thead> <tr> <th>Upholstery</th> <th colspan="3">Shipping</th> </tr> </thead> <tbody> <tr> <td>COM Ydg</td> <td>5 1/2</td> <td>Ctn Wt</td> <td>143</td> </tr> <tr> <td>COL Sq Ft</td> <td>127</td> <td>Cu Ft</td> <td>64</td> </tr> </tbody> </table>	Upholstery	Shipping			COM Ydg	5 1/2	Ctn Wt	143	COL Sq Ft	127	Cu Ft	64			
Upholstery	Shipping														
COM Ydg	5 1/2	Ctn Wt	143												
COL Sq Ft	127	Cu Ft	64												

Description	① Model	Specifications	List Price Per Grade																																															
45° Curved Seat Privacy Back 	CT032455 <ul style="list-style-type: none"> 45" outside radius 77" inside radius 14" high headrest COM based on single fabric multiple fabrics, see pages CT6-CT8 for yardage requirements artisan veneer available; specify and add \$135 list 	<table border="1"> <thead> <tr> <th>Dimensions</th> <th>D</th> <th>W</th> <th>H</th> </tr> </thead> <tbody> <tr> <td>Overall</td> <td>32</td> <td></td> <td>51 ½</td> </tr> <tr> <td>Seat</td> <td>20</td> <td></td> <td>18</td> </tr> </tbody> </table> <table border="1"> <thead> <tr> <th>Upholstery</th> <th colspan="2">Shipping</th> </tr> </thead> <tbody> <tr> <td>COM Ydg</td> <td>6</td> <td>Ctn Wt 118</td> </tr> <tr> <td>COL Sq Ft</td> <td>138</td> <td>Cu Ft 63</td> </tr> </tbody> </table>	Dimensions	D	W	H	Overall	32		51 ½	Seat	20		18	Upholstery	Shipping		COM Ydg	6	Ctn Wt 118	COL Sq Ft	138	Cu Ft 63	<table> <tbody> <tr><td>COM</td><td>\$3,756</td></tr> <tr><td>A</td><td>\$3,806</td></tr> <tr><td>B</td><td>\$3,903</td></tr> <tr><td>COL/C</td><td>\$4,074</td></tr> <tr><td>D</td><td>\$4,294</td></tr> <tr><td>E</td><td>\$4,480</td></tr> <tr><td>F</td><td>\$4,807</td></tr> <tr><td>G</td><td>\$5,157</td></tr> <tr><td>H</td><td>\$5,457</td></tr> <tr><td>I</td><td>\$5,993</td></tr> <tr><td>J</td><td>\$6,628</td></tr> <tr><td>L1</td><td>\$5,881</td></tr> <tr><td>L2</td><td>\$6,465</td></tr> </tbody> </table>	COM	\$3,756	A	\$3,806	B	\$3,903	COL/C	\$4,074	D	\$4,294	E	\$4,480	F	\$4,807	G	\$5,157	H	\$5,457	I	\$5,993	J	\$6,628	L1	\$5,881	L2	\$6,465
		Dimensions	D	W	H																																													
Overall	32		51 ½																																															
Seat	20		18																																															
Upholstery	Shipping																																																	
COM Ydg	6	Ctn Wt 118																																																
COL Sq Ft	138	Cu Ft 63																																																
COM	\$3,756																																																	
A	\$3,806																																																	
B	\$3,903																																																	
COL/C	\$4,074																																																	
D	\$4,294																																																	
E	\$4,480																																																	
F	\$4,807																																																	
G	\$5,157																																																	
H	\$5,457																																																	
I	\$5,993																																																	
J	\$6,628																																																	
L1	\$5,881																																																	
L2	\$6,465																																																	
45° Curved Seat Privacy Back with Stand Up Surface 	CT032456 <ul style="list-style-type: none"> 45" outside radius stand up surface corner; specify square (S) no upcharge or rounded (R) add \$52 list 77" inside radius 14" high headrest 41 ¾" high stand up surface COM based on single fabric multiple fabrics, see pages CT6-CT8 for yardage requirements artisan veneer available; specify and add \$135 list 	<table border="1"> <thead> <tr> <th>Dimensions</th> <th>D</th> <th>W</th> <th>H</th> </tr> </thead> <tbody> <tr> <td>Overall</td> <td>42</td> <td></td> <td>51 ½</td> </tr> <tr> <td>Seat</td> <td>20</td> <td></td> <td>18</td> </tr> </tbody> </table> <table border="1"> <thead> <tr> <th>Upholstery</th> <th colspan="2">Shipping</th> </tr> </thead> <tbody> <tr> <td>COM Ydg</td> <td>6</td> <td>Ctn Wt 148</td> </tr> <tr> <td>COL Sq Ft</td> <td>138</td> <td>Cu Ft 73</td> </tr> </tbody> </table>	Dimensions	D	W	H	Overall	42		51 ½	Seat	20		18	Upholstery	Shipping		COM Ydg	6	Ctn Wt 148	COL Sq Ft	138	Cu Ft 73	<table> <tbody> <tr><td>COM</td><td>\$5,108</td></tr> <tr><td>A</td><td>\$5,158</td></tr> <tr><td>B</td><td>\$5,255</td></tr> <tr><td>COL/C</td><td>\$5,426</td></tr> <tr><td>D</td><td>\$5,646</td></tr> <tr><td>E</td><td>\$5,832</td></tr> <tr><td>F</td><td>\$6,159</td></tr> <tr><td>G</td><td>\$6,509</td></tr> <tr><td>H</td><td>\$6,809</td></tr> <tr><td>I</td><td>\$7,345</td></tr> <tr><td>J</td><td>\$7,980</td></tr> <tr><td>L1</td><td>\$7,233</td></tr> <tr><td>L2</td><td>\$7,817</td></tr> </tbody> </table>	COM	\$5,108	A	\$5,158	B	\$5,255	COL/C	\$5,426	D	\$5,646	E	\$5,832	F	\$6,159	G	\$6,509	H	\$6,809	I	\$7,345	J	\$7,980	L1	\$7,233	L2	\$7,817
		Dimensions	D	W	H																																													
Overall	42		51 ½																																															
Seat	20		18																																															
Upholstery	Shipping																																																	
COM Ydg	6	Ctn Wt 148																																																
COL Sq Ft	138	Cu Ft 73																																																
COM	\$5,108																																																	
A	\$5,158																																																	
B	\$5,255																																																	
COL/C	\$5,426																																																	
D	\$5,646																																																	
E	\$5,832																																																	
F	\$6,159																																																	
G	\$6,509																																																	
H	\$6,809																																																	
I	\$7,345																																																	
J	\$7,980																																																	
L1	\$7,233																																																	
L2	\$7,817																																																	

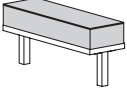
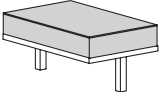
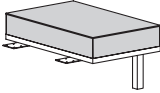
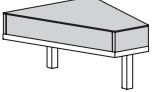
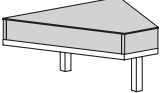
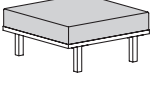
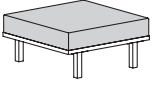
To Order, Specify:

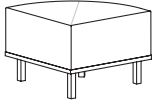
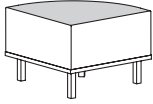
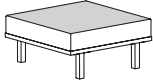
- ① Model Number
- ② Wood Finish [See Wood Finish Options](#)
- ③ Laminate Color Selection (Stand Up Surface) [See Laminate Color Selection](#)
- ④ Surface Corners (Stand Up Surface) - Square (S), no upcharge or Rounded (R), add \$52 list
- ⑤ Fabric Selection - vendor, pattern and color
 - A. Seat
 - B. Back
 - C. Headrest

Visit www.jsifurniture.com/finishes-and-materials/textiles for our textiles program.
See selection of standard and graded in manufacturers and patterns.
- ⑥ Metal Leg Color - [See Metal Leg Color Options](#)
- ⑦ Optional Power Center - Flush Mount (EC22) - Black (B) or White (W); \$613 list each, see page CT3 for location availability
- ⑧ Optional Rubber Cushion Nylon Glides - no upcharge
- ⑨ Product Options

Specifications

- Wood Finishes - Essentials or Artisan.
- Seat has synthetic sheet webbing with cross strap reinforcement, 4 ¼" high density polyurethane foam.
- Back has high density polyurethane foam.
- Plywood construction with locking tenons, glue and screws.
- Linking bracket included.
- Metal legs are 16 gauge steel tube with metal leveling glides.
- ¾" thick 10" deep laminate stand up surface with coordinating 3mm PVC edge supported by steel columns, 42" surface height.

Description	D	W	H	CTN WT	CU FT	① Model	List Price
10" Linking Table  <ul style="list-style-type: none"> · attaches between lounge or bench units · wood top · wood chassis · artisan veneer available; specify and add \$179 list 	32	10	15	36	2	CTR3210CC	\$1,168
20" Linking Table  <ul style="list-style-type: none"> · attaches between lounge or bench units · wood top · wood chassis · artisan veneer available; specify and add \$179 list 	32	20	15	53	4	CTR3220CC	\$1,331
20" End Table  <ul style="list-style-type: none"> · attaches to end of lounge or bench unit · wood top · wood chassis · artisan veneer available; specify and add \$179 list 	32	20	15	58	4	CTR3220CE	\$1,403
10" - 30° Linking Table  <ul style="list-style-type: none"> · attaches between lounge or bench units to form a 30° connection · wood top · wood chassis · artisan veneer available; specify and add \$179 list 	32	10-26½	15	49	5	CTW30C	\$1,268
10" - 45° Linking Table  <ul style="list-style-type: none"> · attaches between lounge or bench units to form a 45° connection · wood top · wood chassis · artisan veneer available; specify and add \$179 list 	32	10-34½	15	56	7	CTW45C	\$1,297
Wood Table  <ul style="list-style-type: none"> · 32" square · wood top · wood chassis · straight grain · artisan veneer available; specify and add \$179 list 	32	32	15	78	9	CTS32WS	\$1,479
Wood Table  <ul style="list-style-type: none"> · 32" square · wood top · wood chassis · angled grain · artisan veneer available; specify and add \$179 list 	32	32	15	78	9	CTS32WA	\$1,479

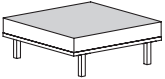
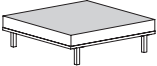
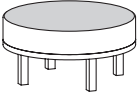
Description	1 Model	Specifications	List Price Per Grade																				
Upholstered Quarter Round Table 	CTW90U <ul style="list-style-type: none"> · upholstered top · upholstered chassis · table height is same as arm height · artisan veneer available; specify and add \$135 list 	<table border="1"> <thead> <tr> <th>Dimensions</th> <th>D</th> <th>W</th> <th>H</th> </tr> </thead> <tbody> <tr> <td>Overall</td> <td>32</td> <td>32</td> <td>24 1/2</td> </tr> <tr> <th colspan="2">Upholstery</th> <th colspan="2">Shipping</th> </tr> <tr> <td>COM Ydg</td> <td>2 1/2</td> <td>Ctn Wt</td> <td>69</td> </tr> <tr> <td>COL Sq Ft</td> <td>58</td> <td>Cu Ft</td> <td>16</td> </tr> </tbody> </table>	Dimensions	D	W	H	Overall	32	32	24 1/2	Upholstery		Shipping		COM Ydg	2 1/2	Ctn Wt	69	COL Sq Ft	58	Cu Ft	16	COM \$1,711 A \$1,732 B \$1,773 COL/C \$1,844 D \$1,935 E \$2,013 F \$2,149 G \$2,295 H \$2,420 I \$2,643 J \$2,908 L1 \$2,480 L2 \$2,694
		Dimensions	D	W	H																		
Overall	32	32	24 1/2																				
Upholstery		Shipping																					
COM Ydg	2 1/2	Ctn Wt	69																				
COL Sq Ft	58	Cu Ft	16																				
Upholstered Quarter Round Table 	CTW90W <ul style="list-style-type: none"> · wood top · diagonal grain · upholstered chassis · table height is same as arm height · artisan veneer available; specify and add \$208 list 	<table border="1"> <thead> <tr> <th>Dimensions</th> <th>D</th> <th>W</th> <th>H</th> </tr> </thead> <tbody> <tr> <td>Overall</td> <td>32</td> <td>32</td> <td>24 1/2</td> </tr> <tr> <th colspan="2">Upholstery</th> <th colspan="2">Shipping</th> </tr> <tr> <td>COM Ydg</td> <td>1 1/2</td> <td>Ctn Wt</td> <td>78</td> </tr> <tr> <td>COL Sq Ft</td> <td>35</td> <td>Cu Ft</td> <td>16</td> </tr> </tbody> </table>	Dimensions	D	W	H	Overall	32	32	24 1/2	Upholstery		Shipping		COM Ydg	1 1/2	Ctn Wt	78	COL Sq Ft	35	Cu Ft	16	COM \$1,762 A \$1,775 B \$1,799 COL/C \$1,842 D \$1,897 E \$1,943 F \$2,025 G \$2,113 H \$2,188 I \$2,322 J \$2,480 L1 \$2,224 L2 \$2,352
		Dimensions	D	W	H																		
Overall	32	32	24 1/2																				
Upholstery		Shipping																					
COM Ydg	1 1/2	Ctn Wt	78																				
COL Sq Ft	35	Cu Ft	16																				
Upholstered Table 	CTS32U <ul style="list-style-type: none"> · 32" square · wood top · upholstered chassis · freestanding application · artisan veneer available; specify and add \$208 list 	<table border="1"> <thead> <tr> <th>Dimensions</th> <th>D</th> <th>W</th> <th>H</th> </tr> </thead> <tbody> <tr> <td>Overall</td> <td>32</td> <td>32</td> <td>15</td> </tr> <tr> <th colspan="2">Upholstery</th> <th colspan="2">Shipping</th> </tr> <tr> <td>COM Ydg</td> <td>1</td> <td>Ctn Wt</td> <td>78</td> </tr> <tr> <td>COL Sq Ft</td> <td>23</td> <td>Cu Ft</td> <td>9</td> </tr> </tbody> </table>	Dimensions	D	W	H	Overall	32	32	15	Upholstery		Shipping		COM Ydg	1	Ctn Wt	78	COL Sq Ft	23	Cu Ft	9	COM \$1,656 A \$1,665 B \$1,681 COL/C \$1,709 D \$1,746 E \$1,777 F \$1,832 G \$1,890 H \$1,940 I \$2,029 J \$2,135 L1 \$1,964 L2 \$2,050
		Dimensions	D	W	H																		
Overall	32	32	15																				
Upholstery		Shipping																					
COM Ydg	1	Ctn Wt	78																				
COL Sq Ft	23	Cu Ft	9																				

To Order, Specify:

- 1 Model Number
- 2 Wood Finish [See Wood Finish Options](#)
- 3 Fabric Selection - vendor, pattern and color
Visit www.jsifurniture.com/finishes-and-materials/textiles for our textiles program.
See selection of standard and graded in manufacturers and patterns.
- 4 Metal Leg Color - [See Metal Leg Color Options](#)
- 5 Optional Power Center - Flush Mount (EC22) - Black (B) or White (W); \$613 list each for linking or end tables
- 6 Optional Drink Holder(s) (DH) - add \$252 list for linking or end tables
- 7 Optional Coordinating Wood Grain Laminate Available on Table Tops - no upcharge. Finishes with an asterisk have a coordinating laminate available
- 8 Optional Rubber Cushion Nylon Glides - no upcharge
- 9 Product Options

Specifications

- Wood Finishes - Essentials or Artisan.
- Table has 3/4" high density polyurethane foam.
- Plywood construction with locking tenons, glue and screws.
- Linking bracket included.
- Metal legs are 16 gauge steel tube with metal leveling glides.

Description	Model	Specifications			List Price Per Grade	
Upholstered Table 	CTS40U · 40" square · wood top · upholstered chassis · freestanding application · artisan veneer available; specify and add \$208 list	Dimensions	D	W	H	COM \$1,860
		Overall	40	40	15	A \$1,869
		Upholstery	Shipping			B \$1,885
		COM Ydg	1	Ctn Wt	85	COL/C \$1,913
		COL Sq Ft	23	Cu Ft	14	D \$1,950
						E \$1,981
						F \$2,036
						G \$2,094
						H \$2,144
						I \$2,233
						J \$2,339
						L1 \$2,168
						L2 \$2,254
Upholstered Table 	CTS50U · 50" square · wood top · upholstered chassis · freestanding application · artisan veneer available; specify and add \$208 list	Dimensions	D	W	H	COM \$2,067
		Overall	50	50	15	A \$2,076
		Upholstery	Shipping			B \$2,092
		COM Ydg	1	Ctn Wt	92	COL/C \$2,120
		COL Sq Ft	23	Cu Ft	21	D \$2,157
						E \$2,188
						F \$2,243
						G \$2,301
						H \$2,351
						I \$2,440
						J \$2,546
						L1 \$2,375
						L2 \$2,461
Table 	CTD30U · 30" diameter · wood top · upholstered chassis · freestanding application · artisan veneer available; specify and add \$208 list	Dimensions	D	W	H	COM \$2,952
		Overall	30		15	A \$2,961
		Upholstery	Shipping			B \$2,977
		COM Ydg	1	Ctn Wt	70	COL/C \$3,005
		COL Sq Ft	23	Cu Ft	10	D \$3,042
						E \$3,073
						F \$3,128
						G \$3,186
						H \$3,236
						I \$3,325
						J \$3,431
						L1 \$3,260
						L2 \$3,346

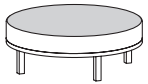
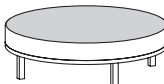
Description	① Model	Specifications				List Price Per Grade	
Table 	CTD42U · 42" diameter · wood top · upholstered chassis · freestanding application · artisan veneer available; specify and add \$208 list	Dimensions		D	W	H	COM \$3,161
		Overall		42		15	A \$3,170 B \$3,186
		Upholstery		Shipping			COL/C \$3,214
		COM Ydg	1	Ctn Wt	79		D \$3,251
		COL Sq Ft	23	Cu Ft	18		E \$3,282 F \$3,337 G \$3,395 H \$3,445 I \$3,534 J \$3,640 L1 \$3,469 L2 \$3,555

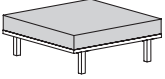
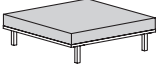

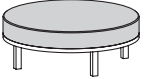
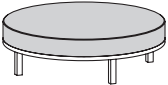
Table 	CTD50U · 50" diameter · wood top · upholstered chassis · freestanding application · artisan veneer available; specify and add \$208 list	Dimensions		D	W	H	COM \$3,282
		Overall		50		15	A \$3,291 B \$3,307
		Upholstery		Shipping			COL/C \$3,335
		COM Ydg	1	Ctn Wt	90		D \$3,372
		COL Sq Ft	23	Cu Ft	25		E \$3,403 F \$3,458 G \$3,516 H \$3,566 I \$3,655 J \$3,761 L1 \$3,590 L2 \$3,676

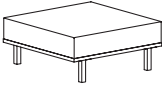
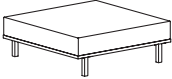

To Order, Specify:

- ① Model Number
- ② Wood Finish [See Wood Finish Options](#)
- ③ Fabric Selection - vendor, pattern and color
Visit www.jsifurniture.com/finishes-and-materials/textiles for our textiles program.
See selection of standard and graded in manufacturers and patterns.
- ④ Metal Leg Color - [See Metal Leg Color Options](#)
- ⑤ Optional Coordinating Wood Grain Laminate Available on Table Tops - no upcharge. Finishes with an asterisk have a coordinating laminate available
- ⑥ Optional Rubber Cushion Nylon Glides - no upcharge
- ⑦ Product Options

Specifications

- Wood Finishes - Essentials or Artisan.
- Plywood construction with locking tenons, glue and screws.
- Metal legs are 16 gauge steel tube with metal leveling glides.

Description	D	W	H	CTN WT	CU FT	① Model	List Price
Wood Table  <ul style="list-style-type: none"> · 40" square · wood top · wood chassis · freestanding application · artisan veneer available; specify and add \$237 list 	40	40	15	85	14	CTS40W	\$1,598
Wood Table  <ul style="list-style-type: none"> · 50" square · wood top · wood chassis · freestanding application · artisan veneer available; specify and add \$237 list 	50	50	15	92	21	CTS50W	\$1,820
Table  <ul style="list-style-type: none"> · 30" diameter · wood top · wood chassis · freestanding application · artisan veneer available; specify and add \$331 list 	30		15	81	10	CTD30W	\$2,911
Table  <ul style="list-style-type: none"> · 42" diameter · wood top · wood chassis · freestanding application · artisan veneer available; specify and add \$331 list 	42		15	90	18	CTD42W	\$3,327
Table  <ul style="list-style-type: none"> · 50" diameter · wood top · wood chassis · freestanding application · artisan veneer available; specify and add \$331 list 	50		15	103	25	CTD50W	\$3,856

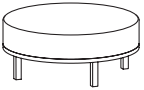
Description	1 Model	Specifications			List Price Per Grade	
Ottoman 	CTS400 • 40" square • fully upholstered • freestanding application • artisan veneer available; specify and add \$135 list	Dimensions	D	W	H	COM \$1,962
		Overall	40	40	18	A \$1,983
		Seat	40	40	18	B \$2,024
		Upholstery	Shipping			COL/C \$2,095
		COM Ydg	2 1/2	Ctn Wt	80	D \$2,186
		COL Sq Ft	58	Cu Ft	17	E \$2,264
						F \$2,400
						G \$2,546
						H \$2,671
						I \$2,894
						J \$3,159
						L1 \$2,731
						L2 \$2,945
Ottoman 	CTS500 • 50" square • fully upholstered • freestanding application • artisan veneer available; specify and add \$135 list	Dimensions	D	W	H	COM \$2,055
		Overall	50	50	18	A \$2,076
		Seat	50	50	18	B \$2,117
		Upholstery	Shipping			COL/C \$2,188
		COM Ydg	2 1/2	Ctn Wt	87	D \$2,279
		COL Sq Ft	58	Cu Ft	25	E \$2,357
						F \$2,493
						G \$2,639
						H \$2,764
						I \$2,987
						J \$3,252
						L1 \$2,824
						L2 \$3,038
Ottoman 	CTD300 • 30" diameter • fully upholstered • freestanding application • artisan veneer available; specify and add \$135 list	Dimensions	D	W	H	COM \$2,678
		Overall	30		15	A \$2,697
		Upholstery	Shipping			B \$2,734
		COM Ydg	2 1/4	Ctn Wt	65	COL/C \$2,798
		COL Sq Ft	52	Cu Ft	10	D \$2,880
						E \$2,950
						F \$3,073
						G \$3,204
						H \$3,316
						I \$3,517
						J \$3,755
						L1 \$3,378
						L2 \$3,572

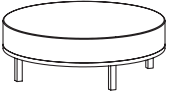
To Order, Specify:

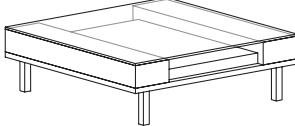
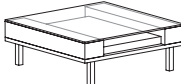
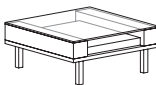
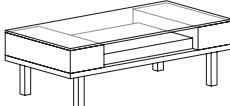
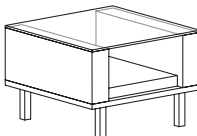
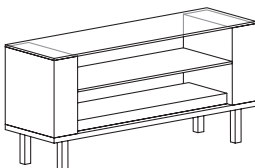
- 1 Model Number
- 2 Wood Finish [See Wood Finish Options](#)
- 3 Fabric Selection - vendor, pattern and color
 Visit www.jsifurniture.com/finishes-and-materials/textiles for our textiles program.
 See selection of standard and graded in manufacturers and patterns.
- 4 Metal Leg Color - [See Metal Leg Color Options](#)
- 5 Optional Coordinating Wood Grain Laminate Available on Table Tops - no upcharge. Finishes with an asterisk have a coordinating laminate available
- 6 Optional Rubber Cushion Nylon Glides - no upcharge
- 7 Product Options

Specifications

- Wood Finishes - Essentials or Artisan.
- Plywood construction with locking tenons, glue and screws.
- Metal legs are 16 gauge steel tube with metal leveling glides.

Description	① Model	Specifications				List Price Per Grade	
Ottoman 	CTD420 · 42" diameter · fully upholstered · freestanding application · artisan veneer available; specify and add \$135 list	Dimensions		D	W	H	COM \$2,797
		Overall		42		15	A \$2,818
		Upholstery		Shipping			B \$2,859
		COM Ydg	2½	Ctn Wt	74		COL/C \$2,930
		COL Sq Ft	58	Cu Ft	18		D \$3,021
							E \$3,099
							F \$3,235
							G \$3,381
							H \$3,506
							I \$3,729
							J \$3,994
							L1 \$3,566
							L2 \$3,780

Ottoman 	CTD500 · 50" diameter · fully upholstered · freestanding application · artisan veneer available; specify and add \$135 list	Dimensions		D	W	H	COM \$2,919
		Overall		50		15	A \$2,942
		Upholstery		Shipping			B \$2,987
		COM Ydg	2¾	Ctn Wt	84		COL/C \$3,065
		COL Sq Ft	64	Cu Ft	25		D \$3,166
							E \$3,251
							F \$3,401
							G \$3,562
							H \$3,699
							I \$3,945
							J \$4,235
							L1 \$3,773
							L2 \$4,010

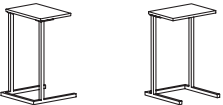
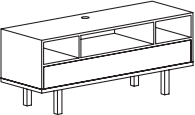
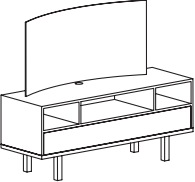
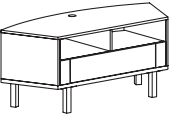
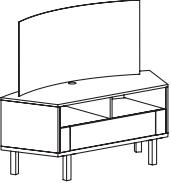
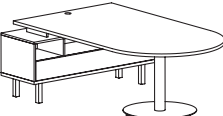
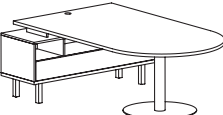
Description	D	W	H	CTN WT	CU FT	① Model	List Price
Magazine Table  <ul style="list-style-type: none"> · glass top · freestanding application · artisan veneer available; specify and add \$237 list 	48	48	15	202	30	CT4848-15	\$3,862
Magazine Table  <ul style="list-style-type: none"> · glass top · freestanding application · artisan veneer available; specify and add \$237 list 	42	42	15	173	21	CT4242-15	\$3,601
Magazine Table  <ul style="list-style-type: none"> · glass top · freestanding application · artisan veneer available; specify and add \$237 list 	36	36	15	145	16	CT3636-15	\$3,406
Magazine Table  <ul style="list-style-type: none"> · glass top · freestanding application · artisan veneer available; specify and add \$237 list 	24	48	15	137	15	CT2448-15	\$3,366
End Table  <ul style="list-style-type: none"> · glass top · freestanding application · artisan veneer available; specify and add \$237 list 	32	32	22	134	18	CT3232-22	\$3,228
Sofa Table  <ul style="list-style-type: none"> · glass top and shelf · freestanding application · artisan veneer available; specify and add \$237 list 	18	60	28	182	25	CT1860-28	\$4,699

To Order, Specify:

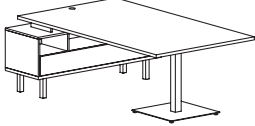
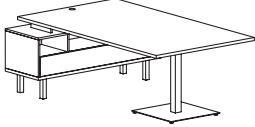
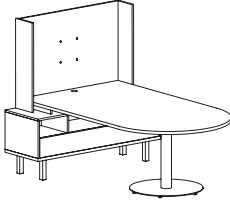
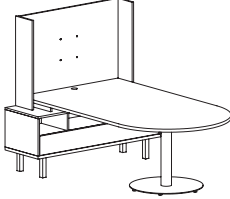
- ① Model Number
- ② Wood Finish [See Wood Finish Options](#)
- ③ Metal Leg Color - [See Metal Leg Color Options](#)
- ④ Optional Coordinating Wood Grain Laminate Available on Main Horizontal Surface - no upcharge. Finishes with an asterisk have a coordinating laminate available.
- ⑤ Optional Rubber Cushion Nylon Glides - no upcharge
- ⑥ Product Options

Specifications

- Wood Finishes - Essentials or Artisan.
- Plywood construction with locking tenons, glue and screws.
- Linking bracket included.
- Metal legs are 16 gauge steel tube with metal leveling glides.

Description	D	W	H	CTN WT	CU FT	① Model	List Price
Pull Up Table  <ul style="list-style-type: none"> · ¾" top thickness · 12" top depth · artisan veneer available; specify and add \$70 list 	17	17	27	15	3	CT1717LTT	\$1,386
Media Cabinet  <ul style="list-style-type: none"> · one surface grommet · lower hinged access panel · artisan veneer available; specify and add \$294 list 	20	60	25	140	22	CT2060M	\$2,696
Media Cabinet  <ul style="list-style-type: none"> · frosted acrylic screen - ¼"d x 50"w x 26"h · one surface grommet · lower hinged access panel · artisan veneer available; specify and add \$294 list 	20	60	25	140	22	CT2060MAS	\$3,142
Media Cabinet  <ul style="list-style-type: none"> · 45 degree radius · 77" outside radius · 24 ⅝" deep at deepest point · 45" front width · one surface grommet · lower hinged access panel · artisan veneer available; specify and add \$294 list 	20	60	25	130	23	CT2060MC	\$2,679
Media Cabinet  <ul style="list-style-type: none"> · frosted acrylic screen - ¼"d x 50"w x 26"h · 45 degree radius · 77" outside radius · 24 ⅝" deep at deepest point · 45" front width · one surface grommet · lower hinged access panel · artisan veneer available; specify and add \$294 list 	20	60	25	130	23	CT2060MCAS	\$3,126
Media Activity Center  <ul style="list-style-type: none"> · bullet shape top · one surface grommet · base has a 4" diameter column with 24" diameter disc · R3 edge on worksurface · top thickness 1 ⅜" · worksurface height 29" · media cabinet included · artisan veneer available; specify and add \$438 list 	84	60	29	335	40	CT6084MACB	\$4,917
Media Activity Center  <ul style="list-style-type: none"> · bullet shape top · one surface grommet · base has a 4" diameter column with 24" diameter disc · R3 edge on worksurface · top thickness 1 ⅜" · worksurface height 29" · media cabinet included · artisan veneer available; specify and add \$438 list 	72	60	29	310	39	CT6072MACB	\$4,734

CONNECT

Description	D	W	H	CTN WT	CU FT	① Model	List Price
 <p>Media Activity Center</p> <ul style="list-style-type: none"> · rectangular shape top · one surface grommet · base has a 3" x 3" square column with an 18" x 18" square base · R3 edge on worksurface · top thickness 1 3/16" · worksurface height 29" · media cabinet included · artisan veneer available; specify and add \$438 list 	84	60	29	344	40	CT6084MACR	\$5,232
 <p>Media Activity Center</p> <ul style="list-style-type: none"> · rectangular shape top · one surface grommet · base has a 3" x 3" square column with an 18" x 18" square base · R3 edge on worksurface · top thickness 1 3/16" · worksurface height 29" · media cabinet included · artisan veneer available; specify and add \$438 list 	72	60	29	319	39	CT6072MACR	\$5,049
 <p>Media Activity Center</p> <ul style="list-style-type: none"> · bullet shape top · one surface grommet · base has a 4" diameter column with 24" diameter disc · R3 edge on worksurface · top thickness 1 3/16" · worksurface height 29" · back wall panel is 31" high from top of worksurface to top of panel · back wall panel is 48" wide, from inside panel to inside panel · back wall ships KD · media cabinet and TV mount included · TV not included · artisan veneer available; specify and add \$438 list 	84	60	29	350	40	CT6084MACBW	\$5,961
 <p>Media Activity Center</p> <ul style="list-style-type: none"> · bullet shape top · one surface grommet · base has a 4" diameter column with 24" diameter disc · R3 edge on worksurface · top thickness 1 3/16" · worksurface height 29" · back wall panel is 31" high from top of worksurface to top of panel · back wall panel is 48" wide, from inside panel to inside panel · back wall ships KD · media cabinet and TV mount included · TV not included · artisan veneer available; specify and add \$438 list 	72	60	29	325	29	CT6072MACBW	\$5,779

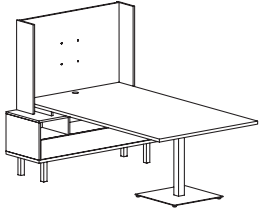
To Order, Specify:

- ① Model Number
- ② Wood Finish [See Wood Finish Options](#)
- ③ Metal Leg Color - [See Metal Leg Color Options](#)
- ④ Optional Coordinating Wood Grain Laminate Available on Main Horizontal Surface - no upcharge. Finishes with an asterisk have a coordinating laminate available.
- ⑤ Optional Rubber Cushion Nylon Glides - no upcharge
- ⑥ Product Options

Specifications

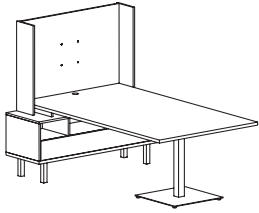
- Wood Finishes - Essentials or Artisan.
- Plywood construction with locking tenons, glue and screws.
- Linking bracket included.
- Metal legs are 16 gauge steel tube with metal leveling glides.

Description	D	W	H	CTN WT	CU FT	① Model	List Price
Media Activity Center	84	60	29	359	40	CT6084MACRW	\$6,277

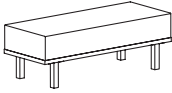
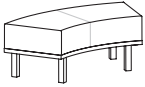
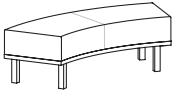


- rectangular shape top
- one surface grommet
- base has a 3" x 3" square column with an 18" x 18" square base
- R3 edge on worksurface
- top thickness 1 3/16"
- worksurface height 29"
- back wall panel is 31" high from top of worksurface to top of panel
- back wall panel is 48" wide, from inside panel to inside panel
- back wall ships KD
- media cabinet and TV mount included
- artisan veneer available; specify and add \$438 list

Media Activity Center	72	60	29	329	39	CT6072MACRW	\$6,095
-----------------------	----	----	----	-----	----	--------------------	----------------



- rectangular shape top
- one surface grommet
- base has a 3" x 3" square column with an 18" x 18" square base
- R3 edge on worksurface
- top thickness 1 3/16"
- worksurface height 29"
- back wall panel is 31" high from top of worksurface to top of panel
- back wall panel is 48" wide, from inside panel to inside panel
- back wall ships KD
- media cabinet and TV mount included
- artisan veneer available; specify and add \$438 list

Description	1 Model	Specifications	List Price Per Grade																																						
Media Bench 	CTR20500 · used with media cabinet · artisan veneer available; specify and add \$135 list	<table border="1"> <thead> <tr> <th>Dimensions</th> <th>D</th> <th>W</th> <th>H</th> </tr> </thead> <tbody> <tr> <td>Overall</td> <td>20</td> <td>50</td> <td>18</td> </tr> <tr> <td>Seat</td> <td>20</td> <td>50</td> <td></td> </tr> </tbody> </table>	Dimensions	D	W	H	Overall	20	50	18	Seat	20	50		<table border="1"> <tbody> <tr><td>COM</td><td>\$1,762</td></tr> <tr><td>A</td><td>\$1,775</td></tr> <tr><td>B</td><td>\$1,799</td></tr> <tr><td>COL/C</td><td>\$1,842</td></tr> <tr><td>D</td><td>\$1,897</td></tr> <tr><td>E</td><td>\$1,943</td></tr> <tr><td>F</td><td>\$2,025</td></tr> <tr><td>G</td><td>\$2,113</td></tr> <tr><td>H</td><td>\$2,188</td></tr> <tr><td>I</td><td>\$2,322</td></tr> <tr><td>J</td><td>\$2,480</td></tr> <tr><td>L1</td><td>\$2,224</td></tr> <tr><td>L2</td><td>\$2,352</td></tr> </tbody> </table>	COM	\$1,762	A	\$1,775	B	\$1,799	COL/C	\$1,842	D	\$1,897	E	\$1,943	F	\$2,025	G	\$2,113	H	\$2,188	I	\$2,322	J	\$2,480	L1	\$2,224	L2	\$2,352
		Dimensions	D	W	H																																				
Overall	20	50	18																																						
Seat	20	50																																							
COM	\$1,762																																								
A	\$1,775																																								
B	\$1,799																																								
COL/C	\$1,842																																								
D	\$1,897																																								
E	\$1,943																																								
F	\$2,025																																								
G	\$2,113																																								
H	\$2,188																																								
I	\$2,322																																								
J	\$2,480																																								
L1	\$2,224																																								
L2	\$2,352																																								
		<table border="1"> <thead> <tr> <th>Upholstery</th> <th colspan="3">Shipping</th> </tr> </thead> <tbody> <tr> <td>COM Ydg</td> <td>1 ½</td> <td>Ctn Wt</td> <td>52</td> </tr> <tr> <td>COL Sq Ft</td> <td>35</td> <td>Cu Ft</td> <td>11</td> </tr> </tbody> </table>	Upholstery	Shipping			COM Ydg	1 ½	Ctn Wt	52	COL Sq Ft	35	Cu Ft	11																											
Upholstery	Shipping																																								
COM Ydg	1 ½	Ctn Wt	52																																						
COL Sq Ft	35	Cu Ft	11																																						
Curved Media Bench 	CTI20420 · 45 degree · 42" inside radius · 62" outside radius · used with media cabinet · artisan veneer available; specify and add \$135 list	<table border="1"> <thead> <tr> <th>Dimensions</th> <th>D</th> <th>W</th> <th>H</th> </tr> </thead> <tbody> <tr> <td>Overall</td> <td>20</td> <td></td> <td>18</td> </tr> <tr> <td>Seat</td> <td>20</td> <td></td> <td></td> </tr> </tbody> </table>	Dimensions	D	W	H	Overall	20		18	Seat	20			<table border="1"> <tbody> <tr><td>COM</td><td>\$2,089</td></tr> <tr><td>A</td><td>\$2,104</td></tr> <tr><td>B</td><td>\$2,132</td></tr> <tr><td>COL/C</td><td>\$2,182</td></tr> <tr><td>D</td><td>\$2,246</td></tr> <tr><td>E</td><td>\$2,301</td></tr> <tr><td>F</td><td>\$2,396</td></tr> <tr><td>G</td><td>\$2,498</td></tr> <tr><td>H</td><td>\$2,585</td></tr> <tr><td>I</td><td>\$2,742</td></tr> <tr><td>J</td><td>\$2,927</td></tr> <tr><td>L1</td><td>\$2,635</td></tr> <tr><td>L2</td><td>\$2,787</td></tr> </tbody> </table>	COM	\$2,089	A	\$2,104	B	\$2,132	COL/C	\$2,182	D	\$2,246	E	\$2,301	F	\$2,396	G	\$2,498	H	\$2,585	I	\$2,742	J	\$2,927	L1	\$2,635	L2	\$2,787
		Dimensions	D	W	H																																				
Overall	20		18																																						
Seat	20																																								
COM	\$2,089																																								
A	\$2,104																																								
B	\$2,132																																								
COL/C	\$2,182																																								
D	\$2,246																																								
E	\$2,301																																								
F	\$2,396																																								
G	\$2,498																																								
H	\$2,585																																								
I	\$2,742																																								
J	\$2,927																																								
L1	\$2,635																																								
L2	\$2,787																																								
		<table border="1"> <thead> <tr> <th>Upholstery</th> <th colspan="3">Shipping</th> </tr> </thead> <tbody> <tr> <td>COM Ydg</td> <td>1 ¾</td> <td>Ctn Wt</td> <td>51</td> </tr> <tr> <td>COL Sq Ft</td> <td>41</td> <td>Cu Ft</td> <td>12</td> </tr> </tbody> </table>	Upholstery	Shipping			COM Ydg	1 ¾	Ctn Wt	51	COL Sq Ft	41	Cu Ft	12																											
Upholstery	Shipping																																								
COM Ydg	1 ¾	Ctn Wt	51																																						
COL Sq Ft	41	Cu Ft	12																																						
Curved Media Bench 	CTI20570 · 45 degree · 57" inside radius · 77" outside radius · used with media cabinet · artisan veneer available; specify and add \$135 list	<table border="1"> <thead> <tr> <th>Dimensions</th> <th>D</th> <th>W</th> <th>H</th> </tr> </thead> <tbody> <tr> <td>Overall</td> <td>20</td> <td></td> <td>18</td> </tr> <tr> <td>Seat</td> <td>20</td> <td></td> <td></td> </tr> </tbody> </table>	Dimensions	D	W	H	Overall	20		18	Seat	20			<table border="1"> <tbody> <tr><td>COM</td><td>\$2,105</td></tr> <tr><td>A</td><td>\$2,122</td></tr> <tr><td>B</td><td>\$2,154</td></tr> <tr><td>COL/C</td><td>\$2,211</td></tr> <tr><td>D</td><td>\$2,285</td></tr> <tr><td>E</td><td>\$2,347</td></tr> <tr><td>F</td><td>\$2,456</td></tr> <tr><td>G</td><td>\$2,572</td></tr> <tr><td>H</td><td>\$2,672</td></tr> <tr><td>I</td><td>\$2,851</td></tr> <tr><td>J</td><td>\$3,063</td></tr> <tr><td>L1</td><td>\$2,720</td></tr> <tr><td>L2</td><td>\$2,892</td></tr> </tbody> </table>	COM	\$2,105	A	\$2,122	B	\$2,154	COL/C	\$2,211	D	\$2,285	E	\$2,347	F	\$2,456	G	\$2,572	H	\$2,672	I	\$2,851	J	\$3,063	L1	\$2,720	L2	\$2,892
		Dimensions	D	W	H																																				
Overall	20		18																																						
Seat	20																																								
COM	\$2,105																																								
A	\$2,122																																								
B	\$2,154																																								
COL/C	\$2,211																																								
D	\$2,285																																								
E	\$2,347																																								
F	\$2,456																																								
G	\$2,572																																								
H	\$2,672																																								
I	\$2,851																																								
J	\$3,063																																								
L1	\$2,720																																								
L2	\$2,892																																								
		<table border="1"> <thead> <tr> <th>Upholstery</th> <th colspan="3">Shipping</th> </tr> </thead> <tbody> <tr> <td>COM Ydg</td> <td>2</td> <td>Ctn Wt</td> <td>54</td> </tr> <tr> <td>COL Sq Ft</td> <td>46</td> <td>Cu Ft</td> <td>16</td> </tr> </tbody> </table>	Upholstery	Shipping			COM Ydg	2	Ctn Wt	54	COL Sq Ft	46	Cu Ft	16																											
Upholstery	Shipping																																								
COM Ydg	2	Ctn Wt	54																																						
COL Sq Ft	46	Cu Ft	16																																						


To Order, Specify:

- 1 Model Number
- 2 Wood Finish [See Wood Finish Options](#)
- 3 Fabric Selection - vendor, pattern and color
Visit www.jsifurniture.com/finishes-and-materials/textiles for our textiles program.
See selection of standard and graded in manufacturers and patterns.
- 4 Metal Leg Color - [See Metal Leg Color Options](#)
- 5 Optional Coordinating Wood Grain Laminate Available on Main Horizontal Surface - no upcharge. Finishes with an asterick have a coordinating laminate available.
- 6 Optional Rubber Cushion Nylon Glides - no upcharge
- 7 Product Options




Specifications

- Wood Finishes - Essentials or Artisan.
- Seating has synthetic sheet webbing with cross strap reinforcement, 4¼" high density polyurethane foam.
- Plywood construction with locking tenons, glue and screws.
- Linking bracket included.
- Metal legs are 16 gauge steel tube with metal leveling glides.

Description	D	W	H	CTN WT	CU FT	① Model	List Price
Power Center Under Mount	6	3 5/8	2 1/2	4	1	EC21	\$525



- mounts under platform or surface
- field installable
- one power receptacle - 110 volt, one dual USB port
- 10' power cord with molded plug
- specify Black (B) or White (W) finish

Description	D	W	H	CTN WT	CU FT	① Model	List Price
 <p>Mini Power and Data Tilt Up</p> <ul style="list-style-type: none"> · fluid one touch tilt up access · one power receptacle - 120 volt; 15 amp and one opening for voice/data port · adapter kit provided to accept jack from most manufacturers · 72" power cord with molded plug · drop in field installation required · UL listed component · available in Silver finish · cut out provided in Media Activity Center at specified location 	4 ¼	5 ½		6	1	EC10	\$394
 <p>Mini Power Tilt Up</p> <ul style="list-style-type: none"> · fluid one touch tilt up access · two power receptacles - 120 volt; 15 amp · 72" power cord with molded plug · drop in field installation required · UL listed component · available in Silver finish · cut out provided in Media Activity Center at specified location 	4 ¼	5 ½		6	1	EC11	\$409
 <p>Mini Power and USB Tilt Up</p> <ul style="list-style-type: none"> · fluid one touch tilt up access · one power receptacle - 120 volt; 15 amp dual powered USB · 72" power cord with molded plug · drop in field installation required · UL listed component · available in Silver finish · cut out provided in Media Activity Center at specified location 	4 ¼	5 ½		6	1	EC12	\$441

To Order, Specify:

① Model Number