

Corbin Lounge Order Check List:



Specify:

- 1. Model Number
- 2. Wood Species - Maple (M)
- 3. Wood Finish
- 4. Fabric Selection - vendor, pattern and color
- 5. Optional Rubber Cushion Nylon Glides - no upcharge
WOOD LEG MODELS ONLY

Example:

CB7501S | M | AUB | MOMENTUM | VOX | MYSTIC
 (model #) | (wood species) | (finish) | (fabric vendor) | (pattern name) | (pattern color)

1. Model Number

2. Wood Species - Maple (M)

3. Wood Finish Options:

CAG Aged Ash Coordinate	CGR Graphite Coordinate
ALE Ale	HRV Harvest
AUB Auburn	CHL High Line Coordinate
BRL Barley	CKC Khaki Coordinate
CBE Blonde Echo Coordinate	LGC Legacy
BBN Bourbon	MCH Mocha
CBZ Brazilwood Coordinate	NTO Night Owl
BRG Brighton	COA Oatmeal Cookie Coordinate
BUT Butterscotch	CPI Pinnacle Walnut Coordinate
CIN Cinnamon	PRL Praline
CLA Classic	SAF Saffron
CCF Coffee Coordinate	SIE Sienna
CLL Collectors	CST Studio Teak Coordinate
CCR Cremello Coordinate	TOF Toffee
EAR Earthy	TRF Truffle
ESP Espresso	VEN Venetian
FLX Flax	CVI Vintage Coordinate
CFL Florence Walnut Coordinate	CWH Walnut Heights Coordinate
CFO Fossil Coordinate	CWE Weathered Ash Coordinate

4. Fabric Selection - Please supply the following:

- Fabric vendor
- Pattern name
- Pattern color

[For a complete list of JSI Graded-In Fabric click here](#)

When specifying contrasting upholstery, indicate clearly which upholstery is to be applied to the seat, back and arms. Use higher grade pricing.

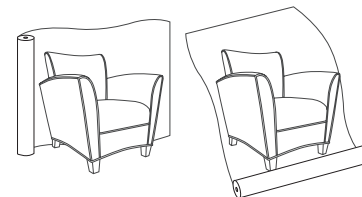
- Indicate direction of fabric - Railroaded or Up the Roll
- Please provide illustration, if available

All COM orders must include the following:

- Vendor's name, pattern name and color
- Sample of the fabric attached to order
- Model numbers of items for fabric application
- Special application instructions (e.g., all stripes will be applied front to back unless specified otherwise)
- Customer and purchase order number



Ship prepaid COM material to:
 JSI
 Attn: COM Department
 932 Mill Street
 Jasper, IN 47546



Application of fabric:
 Railroaded Up the Roll



All COM orders will ship at standard lead time from receipt of COM except for orders requiring special custom matched finishes.

**5. Optional Rubber Cushion Nylon Glides - no upcharge
 WOOD LEG MODELS ONLY**

Description	1 Model	Specifications			List Price Per Grade	
Single Seat NOW! 	CB7501W · wood leg	Dimensions	D	W	H	COM \$1,944
		Overall	32	34	35	A \$2,016
	CB7501S · Matte Nickel metal leg	Seat	22	20	18	B \$2,161
		Arm			28	COL/C \$2,413
		Upholstery	Shipping			D \$2,737
		COM Ydg	7 1/2	Ctn Wt	74	E \$3,062
		COL Sq Ft	173	Cu Ft	27	F \$3,403
						G \$3,890
						H \$4,409
						I \$5,220
						J \$6,192
						L1 \$4,636
						L2 \$5,318

Description	1 Model	Specifications			List Price Per Grade	
Two Seat NOW! 	CB7502W · wood leg	Dimensions	D	W	H	COM \$2,651
		Overall	32	54	35	A \$2,757
	CB7502S · Matte Nickel metal leg	Seat	22	40	18	B \$2,969
		Arm			28	COL/C \$3,339
		Upholstery	Shipping			D \$3,815
		COM Ydg	11	Ctn Wt	93	E \$4,291
		COL Sq Ft	253	Cu Ft	45	F \$4,793
						G \$5,505
						H \$6,266
						I \$7,455
						J \$8,883
						L1 \$6,600
						L2 \$7,599

To Order, Specify:

- 1 Model Number
- 2 Wood Species - Maple (M)
- 3 Wood Finish
- 4 Fabric Selection - vendor, pattern and color
- 5 Optional Rubber Cushion Nylon Glides - no upcharge
WOOD LEG MODELS ONLY

When ordering Quickship products, place a "Q" in front of model number.
Example: QCB7502W




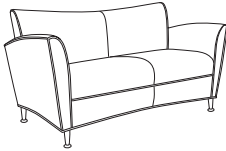
3 Wood Finish/Color Options:



- Maple**
- | | |
|--------------------------------|--------------------------------|
| CAG Aged Ash Coordinate | CGR Graphite Coordinate |
| ALE Ale | HRV Harvest |
| AUB Auburn | CHL High Line Coordinate |
| BRL Barley | CKC Khaki Coordinate |
| CBE Blonde Echo Coordinate | LGC Legacy |
| BBN Bourbon | MCH Mocha |
| CBZ Brazilwood Coordinate | NTO Night Owl |
| BRG Brighton | COA Oatmeal Cook Coordinate |
| BUT Butterscotch | CPI Pinnacle Walnut Coordinate |
| CIN Cinnamon | PRL Praline |
| CLA Classic | SAF Saffron |
| CCF Coffee Coordinate | SIE Sienna |
| CLL Collectors | CST Studio Teak Coordinate |
| CCR Cremello Coordinate | TOF Toffee |
| EAR Earthy | TRF Truffle |
| ESP Espresso | VEN Venetian |
| FLX Flax | CVI Vintage Coordinate |
| CFL Florence Walnut Coordinate | CWH Walnut Heights Coordinate |
| CFO Fossil Coordinate | CWE Weathered Ash Coordinate |


- 4 See a selection of graded in fabric manufacturers and patterns on pages 20-28. Contact Customer Service for additional fabric options.

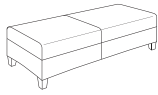
Specifications

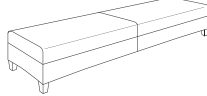
- Wood species - Maple.
- 7/8" thick furniture-grade plywood construction.
- Seat has 6" polyurethane foam with Dacron® wrap and synthetic sheet webbing with cross strap reinforcement.
- Back has 4 1/2" polyurethane foam with synthetic sheet webbing suspension.
- Wood leg comes standard with rubber cushion metal glides (wood leg models only). Metal leg comes with stainless steel nylon glides.

Description	Model	Specifications	List Price Per Grade																						
Three Seat  	CB7503W · wood leg CB7503S · Matte Nickel metal leg	<table border="1"> <thead> <tr> <th>Dimensions</th> <th>D</th> <th>W</th> <th>H</th> </tr> </thead> <tbody> <tr> <td>Overall</td> <td>32</td> <td>74</td> <td>35</td> </tr> <tr> <td>Seat</td> <td>22</td> <td>60</td> <td>18</td> </tr> <tr> <td>Arm</td> <td></td> <td></td> <td>28</td> </tr> </tbody> </table> <table border="1"> <thead> <tr> <th>Upholstery</th> <th>Shipping</th> </tr> </thead> <tbody> <tr> <td>COM Ydg</td> <td>13 Ctn Wt 126</td> </tr> <tr> <td>COL Sq Ft</td> <td>299 Cu Ft 63</td> </tr> </tbody> </table>	Dimensions	D	W	H	Overall	32	74	35	Seat	22	60	18	Arm			28	Upholstery	Shipping	COM Ydg	13 Ctn Wt 126	COL Sq Ft	299 Cu Ft 63	COM \$2,950 A \$3,078 B \$3,328 COL/C \$3,764 D \$4,326 E \$4,888 F \$5,481 G \$6,325 H \$7,223 I \$8,628 J \$10,314 L1 \$7,617 L2 \$8,796
		Dimensions	D	W	H																				
Overall	32	74	35																						
Seat	22	60	18																						
Arm			28																						
Upholstery	Shipping																								
COM Ydg	13 Ctn Wt 126																								
COL Sq Ft	299 Cu Ft 63																								

Description	Model	Specifications	List Price Per Grade														
Ottoman  	CB7504W · wood leg CB7504S · Matte Nickel metal leg	<table border="1"> <thead> <tr> <th>Dimensions</th> <th>D</th> <th>W</th> <th>H</th> </tr> </thead> <tbody> <tr> <td>Overall</td> <td>19</td> <td>22</td> <td>17</td> </tr> </tbody> </table> <table border="1"> <thead> <tr> <th>Upholstery</th> <th>Shipping</th> </tr> </thead> <tbody> <tr> <td>COM Ydg</td> <td>2½ Ctn Wt 61</td> </tr> <tr> <td>COL Sq Ft</td> <td>50 Cu Ft 20</td> </tr> </tbody> </table>	Dimensions	D	W	H	Overall	19	22	17	Upholstery	Shipping	COM Ydg	2½ Ctn Wt 61	COL Sq Ft	50 Cu Ft 20	COM \$965 A \$989 B \$1,038 COL/C \$1,122 D \$1,230 E \$1,338 F \$1,452 G \$1,614 H \$1,787 I \$2,058 J \$2,382 L1 \$1,732 L2 \$1,927
		Dimensions	D	W	H												
Overall	19	22	17														
Upholstery	Shipping																
COM Ydg	2½ Ctn Wt 61																
COL Sq Ft	50 Cu Ft 20																

Description	Model	Specifications	List Price Per Grade														
Single Seat Bench 	CB7591W · wood leg CB7591S · Matte Nickel metal leg	<table border="1"> <thead> <tr> <th>Dimensions</th> <th>D</th> <th>W</th> <th>H</th> </tr> </thead> <tbody> <tr> <td>Overall</td> <td>25½</td> <td>20½</td> <td>16</td> </tr> </tbody> </table> <table border="1"> <thead> <tr> <th>Upholstery</th> <th>Shipping</th> </tr> </thead> <tbody> <tr> <td>COM Ydg</td> <td>2 Ctn Wt 41</td> </tr> <tr> <td>COL Sq Ft</td> <td>40 Cu Ft 30</td> </tr> </tbody> </table>	Dimensions	D	W	H	Overall	25½	20½	16	Upholstery	Shipping	COM Ydg	2 Ctn Wt 41	COL Sq Ft	40 Cu Ft 30	COM \$1,208 A \$1,229 B \$1,267 COL/C \$1,335 D \$1,422 E \$1,507 F \$1,599 G \$1,728 H \$1,866 I \$2,083 J \$2,342 L1 \$1,823 L2 \$1,979
		Dimensions	D	W	H												
Overall	25½	20½	16														
Upholstery	Shipping																
COM Ydg	2 Ctn Wt 41																
COL Sq Ft	40 Cu Ft 30																

Description	1 Model	Specifications				List Price Per Grade	
Two Seat Bench 	CB7592W · wood leg	Dimensions		D	W	H	COM \$1,642
		Overall	25 1/2	40 1/2	16	A \$1,669	
		Upholstery		Shipping			B \$1,723
		COM Ydg	2 3/4	Ctn Wt	76		COL/C \$1,816
		COL Sq Ft	55	Cu Ft	46		D \$1,933
							E \$2,052
							F \$2,177
							G \$2,356
							H \$2,547
							I \$2,844
							J \$3,200
							L1 \$2,487
							L2 \$2,702

Description	1 Model	Specifications				List Price Per Grade	
Three Seat Bench 	CB7593W · wood leg	Dimensions		D	W	H	COM \$1,999
		Overall	25 1/2	60 1/2	16	A \$2,044	
		Upholstery		Shipping			B \$2,136
		COM Ydg	4 3/4	Ctn Wt	116		COL/C \$2,295
		COL Sq Ft	95	Cu Ft	62		D \$2,501
							E \$2,707
							F \$2,923
							G \$3,232
							H \$3,561
							I \$4,074
							J \$4,689
							L1 \$3,456
							L2 \$3,826

To Order, Specify:

- 1 Model Number
- 2 Wood Species - Maple (M)
- 3 Wood Finish
- 4 Fabric Selection - vendor, pattern and color
- 5 Optional Rubber Cushion Nylon Glides - no upcharge
WOOD LEG MODELS ONLY

When ordering Quickship products, place a "Q" in front of model number.
Example: QCB7502W



3 Wood Finish/Color Options:

- Maple**
- | | |
|--------------------------------|--------------------------------|
| CAG Aged Ash Coordinate | CGR Graphite Coordinate |
| ALE Ale | HRV Harvest |
| AUB Auburn | CHL High Line Coordinate |
| BRL Barley | CKC Khaki Coordinate |
| CBE Blonde Echo Coordinate | LGC Legacy |
| BBN Bourbon | MCH Mocha |
| CBZ Brazilwood Coordinate | NTO Night Owl |
| BRG Brighton | COA Oatmeal Cook Coordinate |
| BUT Butterscotch | CPI Pinnacle Walnut Coordinate |
| CIN Cinnamon | PRL Praline |
| CLA Classic | SAF Saffron |
| CCF Coffee Coordinate | SIE Sienna |
| CLL Collectors | CST Studio Teak Coordinate |
| CCR Cremello Coordinate | TOF Toffee |
| EAR Earthy | TRF Truffle |
| ESP Espresso | VEN Venetian |
| FLX Flax | CVI Vintage Coordinate |
| CFL Florence Walnut Coordinate | CWH Walnut Heights Coordinate |
| CFO Fossil Coordinate | CWE Weathered Ash Coordinate |

- 4 See a selection of graded in fabric manufacturers and patterns on pages 20-28. Contact Customer Service for additional fabric options.

Specifications

- Wood species - Maple.
- 7/8" thick furniture-grade plywood construction.
- Seat has 6" polyurethane foam with Dacron® wrap and synthetic sheet webbing with cross strap reinforcement.
- Back has 4 1/2" polyurethane foam with synthetic sheet webbing suspension.
- Wood leg comes standard with rubber cushion metal glides (wood leg models only). Metal leg comes with stainless steel nylon glides.