

## Hedron Lounge Order Check List:



**Specify:**

- 1. Model Number
- 2. Wood Species - Maple (M) or 3D Laminate (B3L)
- 3. Wood Finish
- 4. Fabric Selection - vendor, pattern and color
- 5. Optional Tablet Arm - add \$544 list; indicate left (TBL) or right (TBR)
- 6. Optional Coordinating Wood Grain Laminate Surfaces - no upcharge
- 7. Optional Felt Glide Covers - no upcharge

**Example:**

HN5301W | M | AUB | MOMENTUM | VOX | MYSTIC  
 (model #) | (wood species) | (finish) | (fabric vendor) | (pattern name) | (pattern color)

**1. Model Number**

**2. Wood Species - Maple (M)**

**3. Wood Finish Options:**

ALE	Ale*	FLX	Flax
AUB	Auburn*	HRV	Harvest*
BRL	Barley*	LGC	Legacy*
BBN	Bourbon*	MCH	Mocha*
BRG	Brighton*	NTO	Night Owl*
BUT	Butterscotch	PRL	Praline*
CIN	Cinnamon*	SAF	Saffron*
CLA	Classic*	SIE	Sienna*
CLL	Collectors*	TOF	Toffee*
EAR	Earthy	TRF	Truffle*
ESP	Espresso	VEN	Venetian*

**4. Fabric Selection - Please supply the following:**

- Fabric vendor
- Pattern name
- Pattern color

[For a complete list of JSI Graded-In Fabric click here](#)

When specifying contrasting upholstery, indicate clearly which upholstery is to be applied to the seat, back and arms. Use higher grade pricing.

- Indicate direction of fabric - Railroaded or Up the Roll
- Please provide illustration, if available

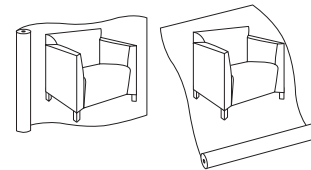
**All COM orders must include the following:**

- Vendor's name, pattern name and color
- Sample of the fabric attached to order
- Model numbers of items for fabric application
- Special application instructions (e.g., all stripes will be applied front to back unless specified otherwise)
- Customer and purchase order number

Ship prepaid COM material to:

JSI  
 Attn: COM Dept  
 932 Mill Street  
 Jasper, IN 47546

Application of fabric:  
 Railroaded      Up the Roll



All COM orders will ship at standard lead time from receipt of COM except for orders requiring special custom matched finishes.

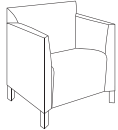
**5. Tablet Arm -**

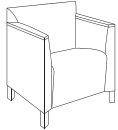
Tablet arm designated right or left as seated in chair - add \$544 list

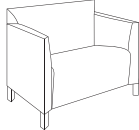


**\*6. Optional Coordinating Wood Grain Laminate Table Top - no upcharge; tables only. Finishes with an asterisk (\*) have a coordinating laminate available.**

**7. Optional Felt Glide Covers - no upcharge**


Description	Model	Specifications			List Price Per Grade	
Single Seat	HN5301U	<b>Dimensions</b>	<b>D</b>	<b>W</b>	<b>H</b>	COM \$1,670
		Overall	26½	28	31	A \$1,713
		Seat	20	20	18½	B \$1,800
		Arm			26½	COL/C \$1,951
		<b>Upholstery</b>	<b>Shipping</b>			D \$2,146
		COM Ydg	4½	Ctn Wt	58	E \$2,341
		COL Sq Ft	90	Cu Ft	30	F \$2,547
						G \$2,838
						H \$3,149
						I \$3,636
						J \$4,219
					L1 \$3,052	
					L2 \$3,402	

Description	Model	Specifications			List Price Per Grade	
Single Seat with Wood Cap Arm	HN5301W	<b>Dimensions</b>	<b>D</b>	<b>W</b>	<b>H</b>	COM \$1,839
		Overall	26½	28	31	A \$1,884
		Seat	20	20	18½	B \$1,970
		Arm			26½	COL/C \$2,122
		<b>Upholstery</b>	<b>Shipping</b>			D \$2,315
		COM Ydg	4½	Ctn Wt	62	E \$2,510
		COL Sq Ft	90	Cu Ft	30	F \$2,716
						G \$3,007
						H \$3,318
						I \$3,806
						J \$4,387
					L1 \$3,221	
					L2 \$3,572	

Description	Model	Specifications			List Price Per Grade	
31" Single Seat	HN5311U	<b>Dimensions</b>	<b>D</b>	<b>W</b>	<b>H</b>	COM \$1,940
		Overall	26½	38	31	A \$1,987
		Seat	20	30	18½	B \$2,084
		Arm			26½	COL/C \$2,253
		<b>Upholstery</b>	<b>Shipping</b>			D \$2,469
		COM Ydg	5	Ctn Wt	69	E \$2,685
		COL Sq Ft	115	Cu Ft	33	F \$2,912
						G \$3,237
						H \$3,583
						I \$4,124
						J \$4,772
					L1 \$3,734	
					L2 \$4,189	

**To Order, Specify:**

- 1 Model Number
- 2 Wood Species - Maple (M) or 3D Black Laminate (B3L)
- 3 Wood Finish
- 4 Fabric Selection - vendor, pattern and color
- 5 Optional Tablet Arm - add \$544 list; indicate left (TBL) or right (TBR)
 



Tilt and Stow  
Tablet Arm Illustration  
10"d x 16"w Surface
- 6 Optional Coordinating Wood Grain Laminate Surfaces - no upcharge. Finishes with an asterisk have a coordinating laminate available.
- 7 Optional Felt Glide Covers - no upcharge

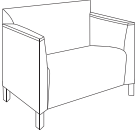
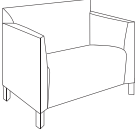

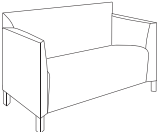
**3 Wood Finish/Color Options:**

<b>Maple</b>		<b>FLX</b>	Flax*
ALE	Ale*	HRV	Harvest*
AUB	Auburn*	LGC	Legacy*
BRL	Barley*	MCH	Mocha*
BBN	Bourbon*	NTO	Night Owl*
BRG	Brighton*	PRL	Praline*
BUT	Butterscotch	SAF	Saffron*
CIN	Cinnamon*	SIE	Sienna*
CLA	Classic*	TOF	Toffee*
CLL	Collectors*	TRF	Truffle*
EAR	Earthy	VEN	Venetian*
ESP	Espresso		

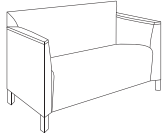
- 4 See a selection of graded in fabric manufacturers and patterns on pages 20-28 Contact Customer Service for additional fabric options.

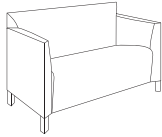
**Specifications**

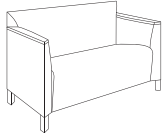
- Frame: Solid Birch plywood
- Standard scale leg is 5½" tall.
- Mortise and tenon construction with corner blocks, glue and screws.
- Anodized aluminum extruded leg.
- Seat has synthetic sheet webbing with cross strip webs, 3" polyurethane foam with Dacron® wrap.
- Back has synthetic sheet webbing, 2" polyurethane foam with Dacron® wrap.
- Arms have ¼" polyurethane foam.
- Wood caps are ¾" thick maple veneer.
- Linking bracket, see page 361.
- Standard with nylon glides.

Description	Model	Specifications	List Price Per Grade
31" Single Seat with Wood Cap Arm	HN5311W	<b>Dimensions</b>	<b>COM \$2,108</b>
		Overall	A \$2,156
		Seat	B \$2,253
		Arm	COL/C \$2,421
			D \$2,637
		<b>Upholstery</b>	E \$2,853
		COM Ydg	F \$3,081
		COL Sq Ft	G \$3,406
			H \$3,751
			I \$4,292
			J \$4,939
			L1 \$3,903
			L2 \$4,357
31" Single Seat	HN5311BU	<b>Dimensions</b>	<b>COM \$2,451</b>
		Overall	A \$2,500
	<ul style="list-style-type: none"> <li>· bariatric</li> <li>· 600 lb load rated</li> <li>· meets BIFMA x5.11 large occupant standard (253-400lb individual)</li> </ul>	Seat	B \$2,596
		Arm	COL/C \$2,764
			D \$2,981
		<b>Upholstery</b>	E \$3,197
		COM Ydg	F \$3,424
		COL Sq Ft	G \$3,750
			H \$4,096
			I \$4,636
			J \$5,284
			L1 \$4,247
			L2 \$4,701
31" Single Seat with Wood Cap Arm	HN5311BW	<b>Dimensions</b>	<b>COM \$2,620</b>
		Overall	A \$2,668
	<ul style="list-style-type: none"> <li>· bariatric</li> <li>· 600 lb load rated</li> <li>· meets BIFMA x5.11 large occupant standard (253-400lb individual)</li> </ul>	Seat	B \$2,764
		Arm	COL/C \$2,934
			D \$3,149
		<b>Upholstery</b>	E \$3,365
		COM Ydg	F \$3,593
		COL Sq Ft	G \$3,918
			H \$4,263
			I \$4,804
			J \$5,452
			L1 \$4,414
			L2 \$4,869
Double Seat	HN5302U	<b>Dimensions</b>	<b>COM \$2,153</b>
		Overall	A \$2,207
		Seat	B \$2,318
		Arm	COL/C \$2,513
			D \$2,760
		<b>Upholstery</b>	E \$3,010
		COM Ydg	F \$3,272
		COL Sq Ft	G \$3,644
			H \$4,043
			I \$4,665
			J \$5,410
			L1 \$4,218
			L2 \$4,739

HEDRON


Description	Model	Specifications			List Price Per Grade	
<b>Double Seat with Wood Cap Arm</b> 	<b>HN5302W</b>	<b>Dimensions</b>	<b>D</b>	<b>W</b>	<b>H</b>	<b>COM</b> \$2,322
		Overall	26½	49	31	A \$2,379
		Seat	20	41	18½	B \$2,490
		Arm			26½	COL/C \$2,683
		<b>Upholstery</b>	<b>Shipping</b>			D \$2,932
		COM Ydg	5¾	Ctn Wt	84	E \$3,180
		COL Sq Ft	133	Cu Ft	46	F \$3,444
						G \$3,816
						H \$4,215
						I \$4,836
				J \$5,581		
				L1 \$4,387		
				L2 \$4,911		

<b>Double Seat</b> 	<b>HN5302BU</b>	<ul style="list-style-type: none"> <li>• bariatric</li> <li>• 600 lb load rated</li> <li>• meets BIFMA x5.11 large occupant standard (253-400lb individual)</li> </ul>	<b>Dimensions</b>	<b>D</b>	<b>W</b>	<b>H</b>	<b>COM</b> \$2,665
			Overall	26½	49	31	A \$2,721
			Seat	20	41	18½	B \$2,831
			Arm			26½	COL/C \$3,026
			<b>Upholstery</b>	<b>Shipping</b>			D \$3,273
			COM Ydg	5¾	Ctn Wt	85	E \$3,522
			COL Sq Ft	133	Cu Ft	46	F \$3,784
							G \$4,157
							H \$4,556
							I \$5,177
				J \$5,922			
				L1 \$4,730			
				L2 \$5,251			

<b>Double Seat with Wood Cap Arm</b> 	<b>HN5302BW</b>	<ul style="list-style-type: none"> <li>• bariatric</li> <li>• 600 lb load rated</li> <li>• meets BIFMA x5.11 large occupant standard (253-400lb individual)</li> </ul>	<b>Dimensions</b>	<b>D</b>	<b>W</b>	<b>H</b>	<b>COM</b> \$2,834
			Overall	26½	49	31	A \$2,891
			Seat	20	41	18½	B \$3,001
			Arm			26½	COL/C \$3,195
			<b>Upholstery</b>	<b>Shipping</b>			D \$3,444
			COM Ydg	5¾	Ctn Wt	89	E \$3,692
			COL Sq Ft	133	Cu Ft	46	F \$3,954
							G \$4,328
							H \$4,725
							I \$5,347
				J \$6,093			
				L1 \$4,899			
				L2 \$5,420			

**To Order, Specify:**

- 1 Model Number
- 2 Wood Species - Maple (M) or 3D Black Laminate (B3L)
- 3 Wood Finish
- 4 Fabric Selection - vendor, pattern and color
- 5 Optional Tablet Arm - add \$544 list; indicate left (TBL) or right (TBR)
 



Tilt and Stow  
Tablet Arm Illustration  
10"d x 16"w Surface
- 6 Optional Coordinating Wood Grain Laminate Surfaces - no upcharge. Finishes with an asterisk have a coordinating laminate available.
- 7 Optional Felt Glide Covers - no upcharge

**3 Wood Finish/Color Options:**

Maple			
ALE	Ale*	FLX	Flax*
AUB	Auburn*	HRV	Harvest*
BRL	Barley*	LGC	Legacy*
BBN	Bourbon*	MCH	Mocha*
BRG	Brighton*	NTO	Night Owl*
BUT	Butterscotch	PRL	Praline*
CIN	Cinnamon*	SAF	Saffron*
CLA	Classic*	SIE	Sienna*
CLL	Collectors*	TOF	Toffee*
EAR	Earthy	TRF	Truffle*
ESP	Espresso	VEN	Venetian*

- 4 See a selection of graded in fabric manufacturers and patterns on pages 20-28 Contact Customer Service for additional fabric options.

**Specifications**

- Frame: Solid Birch plywood
- Standard scale leg is 5½" tall.
- Mortise and tenon construction with corner blocks, glue and screws.
- Anodized aluminum extruded leg.
- Seat has synthetic sheet webbing with cross strip webs, 3" polyurethane foam with Dacron® wrap.
- Back has synthetic sheet webbing, 2" polyurethane foam with Dacron® wrap.
- Arms have ¼" polyurethane foam.
- Wood caps are ¾" thick maple veneer.
- Linking bracket, see page 361.
- Standard with nylon glides.

# HEDRON

## STANDARD LINKING TABLES, TOP MOUNTED



Description	D	W	H	CTN WT	CU FT	Model	List Price
20" Linking End Table	24 3/4	20	17	19	4	HN53E2T	\$634



20" Linking Center Table	24 3/4	20	17	19	4	HN53C2T	\$456
--------------------------	--------	----	----	----	---	---------	-------



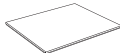
90° Linking Straight L Table	24 3/4	24 3/4	17	23	6	HN53CLST	\$575
------------------------------	--------	--------	----	----	---	----------	-------



90° Linking Radius L Table	24	24	17	15	6	HN53CLRT	\$456
----------------------------	----	----	----	----	---	----------	-------



90° Linking T Table	24 3/4	24 3/4	17	23	6	HN53CTT	\$456
---------------------	--------	--------	----	----	---	---------	-------



90° Linking X Table	24 3/4	24 3/4	17	23	6	HN53CXT	\$456
---------------------	--------	--------	----	----	---	---------	-------



22.5° Linking Table	24 3/4	18 1/4	17	12	4	HN53C22T	\$456
---------------------	--------	--------	----	----	---	----------	-------



· overall width range is 9 - 18 1/4

30° Linking Table	24 3/4	21 3/6	17	13	4	HN53C30T	\$456
-------------------	--------	--------	----	----	---	----------	-------



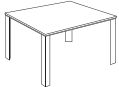
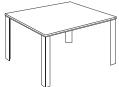
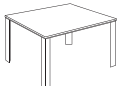





· overall width range is 9 - 21 3/6

45° Linking Table	24 3/4	27	17	17	6	HN53C45T	\$456
-------------------	--------	----	----	----	---	----------	-------



· overall width range is 9 - 27

Description	D	W	H	CTN WT	CU FT	① Model	List Price
20" Linking End Table 	24 3/4	20	17	25	4	HN53E2L	\$780
20" Linking Center Table 	24 3/4	20	17	25	4	HN53C2L	\$780
90° Linking Straight L Table 	24 3/4	24 3/4	17	27	6	HN53CLSL	\$780
90° Linking T Table 	24 3/4	24 3/4	17	27	6	HN53CTL	\$780
90° Linking X Table 	24 3/4	24 3/4	17	27	6	HN53CXL	\$780
22.5° Linking Table 	24 3/4	18 1/4	17	18	4	HN53C22L	\$780
						· overall width range is 9 - 18 1/4	
30° Linking Table 	24 3/4	21 3/16	17	19	4	HN53C30L	\$780
						· overall width range is 9 - 21 3/16	
45° Linking Table 	24 3/4	27	17	23	6	HN53C45L	\$780
						· overall width range is 9 - 27	



Linking Bracket Application

**To Order, Specify:**

- ① Model Number
- ② Wood Species - Maple (M)
- ③ Wood Finish
- ④ Optional Coordinating Wood Grain Laminate  
Surfaces - no upcharge. Finishes with an asterisk have a coordinating laminate available.
- ⑤ Optional Felt Glide Covers - no upcharge

**③ Wood Finish/Color Options:**

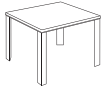
<b>Maple</b>			
ALE	Ale*	FLX	Flax*
AUB	Auburn*	HRV	Harvest*
BRL	Barley*	LGC	Legacy*
BBN	Bourbon*	MCH	Mocha*
BRG	Brighton*	NTO	Night Owl*
BUT	Butterscotch	PRL	Praline*
CIN	Cinnamon*	SAF	Saffron*
CLA	Classic*	SIE	Sienna*
CLL	Collectors*	TOF	Toffee*
EAR	Earthy	TRF	Truffle*
ESP	Espresso	VEN	Venetian*

**Specifications**

- Wood species - Maple veneer.
- Table tops are 7/8" thick.
- Anodized aluminum extruded leg.
- Linking bracket, see page 361.
- Standard with nylon glides.

**HEDRON**  
FREESTANDING TABLES

Description	D	W	H	CTN WT	CU FT	① Model	List Price
24" x 24" End Table	24 ¾	24 ¾	17	27	6	HN2424-17	\$780





30" x 30" End Table	28 ¼	28 ¼	17	33	6	HN3030-17	\$907
---------------------	------	------	----	----	---	-----------	-------



36" x 36" End Table	36	36	17	46	8	HN3636-17	\$968
---------------------	----	----	----	----	---	-----------	-------




Description	Model	Specifications				List Price Per Grade	
<b>Single Seat</b> 	<b>HN5321U</b>	<b>Dimensions</b>	<b>D</b>	<b>W</b>	<b>H</b>	<b>COM</b>	<b>\$1,863</b>
		Overall	30	32	30	A	\$1,921
		Seat	21	22 ½	18 ½	B	\$2,037
		Arm			26 ½	COL/C	\$2,237
		<b>Upholstery</b>	<b>Shipping</b>			D	\$2,498
		COM Ydg	6	Ctn Wt	71	E	\$2,756
		COL Sq Ft	120	Cu Ft	30	F	\$3,031
						G	\$3,420
						H	\$3,833
						I	\$4,484
				J	\$5,262		
				L1	\$3,705		
				L2	\$4,172		

Description	Model	Specifications				List Price Per Grade	
<b>Single Seat with Wood Cap Arm</b> 	<b>HN5321W</b>	<b>Dimensions</b>	<b>D</b>	<b>W</b>	<b>H</b>	<b>COM</b>	<b>\$2,042</b>
		Overall	30	32	30	A	\$2,100
		Seat	21	22 ½	18 ½	B	\$2,218
		Arm			26 ½	COL/C	\$2,417
		<b>Upholstery</b>	<b>Shipping</b>			D	\$2,678
		COM Ydg	6	Ctn Wt	75	E	\$2,937
		COL Sq Ft	120	Cu Ft	30	F	\$3,212
						G	\$3,600
						H	\$4,014
						I	\$4,663
				J	\$5,442		
				L1	\$3,886		
				L2	\$4,353		

**To Order, Specify:**

- 1 Model Number
- 2 Wood Species - Maple (M) or 3D Black Laminate (B3L)
- 3 Wood Finish
- 4 Fabric Selection - vendor, pattern and color
- 5 Optional Tablet Arm - add \$544 list; indicate left (TBL) or right (TBR)
 



Tilt and Stow  
Tablet Arm Illustration  
10"d x 16"w Surface
- 6 Optional Coordinating Wood Grain Laminate Surfaces - no upcharge. Finishes with an asterisk have a coordinating laminate available.
- 7 Optional Felt Glide Covers - no upcharge

**3 Wood Finish/Color Options:**

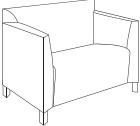
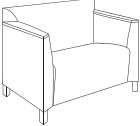
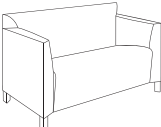
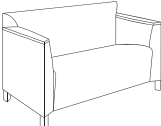
Maple		FLX		Flax*	
ALE	Ale*	HRV	Harvest*		
AUB	Auburn*	LGC	Legacy*		
BRL	Barley*	MCH	Mocha*		
BBN	Bourbon*	NTO	Night Owl*		
BRG	Brighton*	PRL	Praline*		
BUT	Butterscotch	SAF	Saffron*		
CIN	Cinnamon*	SIE	Sienna*		
CLA	Classic*	TOF	Toffee*		
CLL	Collectors*	TRF	Truffle*		
EAR	Earthy	VEN	Venetian*		
ESP	Espresso				

- 4 See a selection of graded in fabric manufacturers and patterns on pages 20-28 Contact Customer Service for additional fabric options.





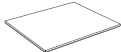




**Specifications**

- Frame: Solid Birch plywood
- Standard scale leg is 5 ½" tall.
- Mortise and tenon construction with corner blocks, glue and screws.
- Anodized aluminum extruded leg.
- Seat has synthetic sheet webbing with cross strip webs, 3" polyurethane foam with Dacron® wrap.
- Back has synthetic sheet webbing, 2" polyurethane foam with Dacron® wrap.
- Arms have ¼" polyurethane foam.
- Table tops are 7/8" thick and wood caps are ¾" thick maple veneer.
- **Linking bracket, see page 361.**
- Standard with nylon glides.




Description	D	W	H	CTN WT	CU FT	① Model	List Price
31" Single Seat 	HN5331U						COM \$2,130
	Overall	30	40	30			A \$2,192
	Seat	21	30	18½			B \$2,312
	Arm			26½			COL/C \$2,523
	Upholstery		Shipping				D \$2,792
	COM Ydg	6¼	Ctn Wt	82			E \$3,062
	COL Sq Ft	144	Cu Ft	33			F \$3,349
							G \$3,753
							H \$4,186
							I \$4,861
31" Single Seat with Wood Cap Arm 	HN5331W						COM \$2,310
	Overall	30	40	30			A \$2,370
	Seat	21	30	18½			B \$2,492
	Arm			26½			COL/C \$2,702
	Upholstery		Shipping				D \$2,971
	COM Ydg	6¼	Ctn Wt	87			E \$3,241
	COL Sq Ft	144	Cu Ft	33			F \$3,526
							G \$3,933
							H \$4,364
							I \$5,040
Double Seat 	HN5332U						COM \$2,344
	Overall	30	51	30			A \$2,413
	Seat	21	41	18½			B \$2,549
	Arm			26½			COL/C \$2,782
	Upholstery		Shipping				D \$3,085
	COM Ydg	7	Ctn Wt	93			E \$3,387
	COL Sq Ft	161	Cu Ft	46			F \$3,707
							G \$4,161
							H \$4,644
							I \$5,403
Double Seat with Wood Cap Arm 	HN5332W						COM \$2,526
	Overall	30	51	30			A \$2,594
	Seat	21	41	18½			B \$2,728
	Arm			26½			COL/C \$2,964
	Upholstery		Shipping				D \$3,267
	COM Ydg	7	Ctn Wt	97			E \$3,568
	COL Sq Ft	161	Cu Ft	46			F \$3,889
							G \$4,341
							H \$4,826
							I \$5,583

HEDRON

Description	D	W	H	CTN WT	CU FT	① Model	List Price
20" Linking End Table 	28 1/4	20	17	21	4	HN53E2GT	\$654
20" Linking Center Table 	28 1/4	20	17	21	4	HN53C2GT	\$472
90° Linking Straight L Table 	28 1/4	28 1/4	17	25	6	HN53CLGST	\$593
90° Linking Radius L Table 	27 1/2	27 1/2	17	17	6	HN53CLGRT	\$472
90° Linking T Table 	28 1/4	28 1/4	17	25	6	HN53CTGT	\$472
90° Linking X Table 	28 1/4	28 1/4	17	25	6	HN53CXGT	\$472
22.5° Linking Table 	28 1/4	19 5/16	17	14	4	HN53C22GT	\$472
						· overall width range is 9 - 19 5/16	
30° Linking Table 	28 1/4	23	17	15	4	HN53C30GT	\$472
						· overall width range is 9 - 23	
45° Linking Table 	28 1/4	29 5/8	17	19	6	HN53C45GT	\$472
						· overall width range is 9 - 29 5/8	

**To Order, Specify:**

- ① Model Number
- ② Wood Species - Maple (M) or 3D Black Laminate (B3L)
- ③ Wood Finish
- ④ Fabric Selection - vendor, pattern and color
- ⑤ Optional Tablet Arm - add \$544 list; indicate left (TBL) or right (TBR)  
 Tilt and Stow  
Tablet Arm Illustration  
10"d x 16"w Surface
- ⑥ Optional Coordinating Wood Grain Laminate  
Surfaces - no upcharge. Finishes with an asterisk have a coordinating laminate available.
- ⑦ Optional Felt Glide Covers - no upcharge

**③ Wood Finish/Color Options:**

<b>Maple</b>			
ALE	Ale*	FLX	Flax*
AUB	Auburn*	HRV	Harvest*
BRL	Barley*	LGC	Legacy*
BBN	Bourbon*	MCH	Mocha*
BRG	Brighton*	NTO	Night Owl*
BUT	Butterscotch	PRL	Praline*
CIN	Cinnamon*	SAF	Saffron*
CLA	Classic*	SIE	Sienna*
CLL	Collectors*	TOF	Toffee*
EAR	Earthy	TRF	Truffle*
ESP	Espresso	VEN	Venetian*

- ④ See a selection of graded in fabric manufacturers and patterns on pages 20-28 Contact Customer Service for additional fabric options.

**Specifications**

- Frame: Solid Birch plywood
- Grand scale leg is 4" tall.
- Mortise and tenon construction with corner blocks, glue and screws.
- Anodized aluminum extruded leg.
- Seat has synthetic sheet webbing with cross strip webs, 3" polyurethane foam with Dacron® wrap.
- Back has synthetic sheet webbing, 2" polyurethane foam with Dacron® wrap.
- Arms have 1/4" polyurethane foam.
- Table tops are 7/8" thick and wood caps are 3/4" thick maple veneer.
- Linking bracket, see page 361.
- Standard with nylon glides.

**HEDRON**  
**GRAND LINKING TABLES, LEG MOUNTED**

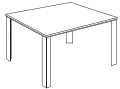
Description	D	W	H	CTN WT	CU FT	① Model	List Price
20" Linking End Table	28 ¼	20	17	27	4	HN53E2GL	\$802



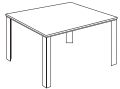
20" Linking Center Table	28 ¼	20	17	27	4	HN53C2GL	\$802
--------------------------	------	----	----	----	---	----------	-------



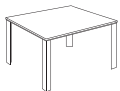
90° Linking Straight L Table	28 ¼	28 ¼	17	29	6	HN53CLGSL	\$802
------------------------------	------	------	----	----	---	-----------	-------



90° Linking T Table	28 ¼	28 ¼	17	29	6	HN53CTGL	\$802
---------------------	------	------	----	----	---	----------	-------



90° Linking X Table	28 ¼	28 ¼	17	29	6	HN53CXGL	\$802
---------------------	------	------	----	----	---	----------	-------



HEDRON

Description	D	W	H	CTN WT	CU FT	① Model	List Price
22.5° Linking Table	28 ¼	19 ⅝	17	20	4	HN53C22GL	\$802



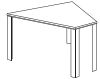
· overall width range is 9 - 19 ⅝

30° Linking Table	28 ¼	23	17	21	4	HN53C30GL	\$802
-------------------	------	----	----	----	---	-----------	-------



· overall width range is 9 - 23

45° Linking Table	28 ¼	29 ⅝	17	25	6	HN53C45GL	\$802
-------------------	------	------	----	----	---	-----------	-------



· overall width range is 9 - 29 ⅝

Linking Bracket						HN53BRKT	\$109
-----------------	--	--	--	--	--	----------	-------



· set of 2 for single linking of Chair to Table or Chair to Chair application



Linking Bracket Application



Chair to Table Linked



Chair to Chair Linked

**To Order, Specify:**

- ① Model Number
- ② Wood Species - Maple (M)
- ③ Wood Finish
- ④ Optional Coordinating Wood Grain Laminate  
Surfaces - no upcharge. Finishes with an asterisk have a coordinating laminate available.
- ⑤ Optional Felt Glide Covers - no upcharge

**③ Wood Finish/Color Options:**

**Maple**

ALE Ale*	FLX Flax*
AUB Auburn*	HRV Harvest*
BRL Barley*	LGC Legacy*
BBN Bourbon*	MCH Mocha*
BRG Brighton*	NTO Night Owl*
BUT Butterscotch	PRL Praline*
CIN Cinnamon*	SAF Saffron*
CLA Classic*	SIE Sienna*
CLL Collectors*	TOF Toffee*
EAR Earthy	TRF Truffle*
ESP Espresso	VEN Venetian*

- ④ See a selection of graded in fabric manufacturers and patterns on pages 20-28 Contact Customer Service for additional fabric options.

**Specifications**

- Table tops - Maple veneer.
- Table tops are 7/8" thick.
- Anodized aluminum extruded leg.
- **Linking bracket, see above.**
- Standard with nylon glides.