

# Laurel Order Check List:



**Specify:**

- 1. Model Number
- 2. Wood Species - Beech (B) (chairs) or Maple (M) (tables)
- 3. Wood Finish
- 4. Fabric Selection - vendor, pattern and color
- 5. Optional Anti-Microbial Arm Cap - add \$69 list per arm cap
- 6. Optional Rubber Cushion Nylon Glides - no upcharge; chairs only
- 7. Optional Coordinating Wood Grain Laminate Table Tops - no upcharge; tables only

**Example:**

LA1281 | B | AUB | MOMENTUM | VOX | MYSTIC  
 (model #) | (wood species) | (finish) | (fabric vendor) | (pattern name) | (pattern color)

**1. Model Number**

**2. Wood Species - Beech (B) (chairs) and Maple (M) (tables)**

**3. Wood Finish Options:**

CAG Aged Ash Coordinate*	CGR Graphite Coordinate
ALE Ale*	HRV Harvest*
AUB Auburn*	CHL High Line Coordinate*
BRL Barley*	CKC Khaki Coordinate
CBE Blonde Echo Coordinate*	LGC Legacy*
BBN Bourbon*	MCH Mocha
CBZ Brazilwood Coordinate*	NTO Night Owl*
BRG Brighton*	COA Oatmeal Cookie Coordinate*
BUT Butterscotch	CPI Pinnacle Walnut Coordinate*
CIN Cinnamon*	PRL Praline*
CLA Classic*	SAF Saffron*
CCF Coffee Coordinate*	SIE Sienna*
CLL Collectors*	CST Studio Teak Coordinate*
CCR Cremello Coordinate	TOF Toffee*
EAR Earthy	TRF Truffle*
ESP Espresso	VEN Venetian*
FLX Flax	CVI Vintage Coordinate
CFL Florence Walnut Coordinate*	CWH Walnut Heights Coordinate*
CFO Fossil Coordinate	CWE Weathered Ash Coordinate*

**4. Fabric Selection - Please supply the following:**

- Fabric vendor
- Pattern name
- Pattern color

[For a complete list of JSI Graded-In Fabric click here](#)

When specifying contrasting upholstery, indicate clearly which upholstery is to be applied to the seat, back and arms. Use higher grade pricing.

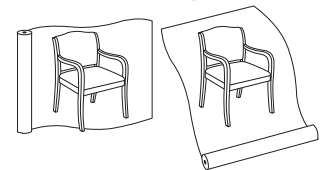
- Indicate direction of fabric - Railroaded or Up the Roll
- Please provide illustration, if available

**All COM orders must include the following:**

- Fabric vendor's name, pattern name and color
- Sample of the fabric attached to order
- Model numbers of items for fabric application
- Special application instructions (e.g., all stripes will be applied front to back unless specified otherwise)
- Customer and purchase order number

Ship prepaid COM material to:  
 JSI  
 Attn: COM Dept  
 932 Mill Street  
 Jasper, IN 47546

Application of fabric:  
 Railroaded      Up the Roll




All COM orders will ship at standard lead time from receipt of COM except for orders requiring special custom matched finishes.

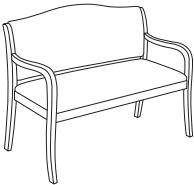
**5. Optional Anti-Microbial Arm Cap - add \$69 list per arm cap. Available on any Laurel model.**





**6. Optional Rubber Cushion Nylon Glides - no upcharge; chairs only**


**\*7. Optional Coordinating Wood Grain Laminate Table Top - no upcharge; tables only. Finishes with an asterisk (\*) have a coordinating laminate available.**

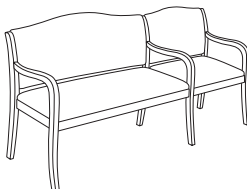
Description	Model	Specifications	List Price Per Grade																																										
<b>30" Bariatric</b> 	<b>LA1281B</b> · meets BIFMA x5.11 large occupant standard (253-400 lb individual) · optional anti-microbial arm cap - add \$138 list	<table border="1"> <thead> <tr> <th>Dimensions</th> <th>D</th> <th>W</th> <th>H</th> </tr> </thead> <tbody> <tr> <td>Overall</td> <td>26</td> <td>32½</td> <td>34½</td> </tr> <tr> <td>Seat</td> <td>18¼</td> <td>30</td> <td>18</td> </tr> <tr> <td>Arm</td> <td></td> <td></td> <td>27½</td> </tr> </tbody> </table>	Dimensions	D	W	H	Overall	26	32½	34½	Seat	18¼	30	18	Arm			27½	<table border="1"> <tbody> <tr><td>COM</td><td>\$1,603</td></tr> <tr><td>A</td><td>\$1,625</td></tr> <tr><td>B</td><td>\$1,669</td></tr> <tr><td>COL/C</td><td>\$1,746</td></tr> <tr><td>D</td><td>\$1,841</td></tr> <tr><td>E</td><td>\$1,940</td></tr> <tr><td>F</td><td>\$2,042</td></tr> <tr><td>G</td><td>\$2,189</td></tr> <tr><td>H</td><td>\$2,343</td></tr> <tr><td>I</td><td>\$2,588</td></tr> <tr><td>J</td><td>\$2,879</td></tr> <tr><td>L1</td><td>\$2,218</td></tr> <tr><td>L2</td><td>\$2,373</td></tr> </tbody> </table>	COM	\$1,603	A	\$1,625	B	\$1,669	COL/C	\$1,746	D	\$1,841	E	\$1,940	F	\$2,042	G	\$2,189	H	\$2,343	I	\$2,588	J	\$2,879	L1	\$2,218	L2	\$2,373
		Dimensions	D	W	H																																								
Overall	26	32½	34½																																										
Seat	18¼	30	18																																										
Arm			27½																																										
COM	\$1,603																																												
A	\$1,625																																												
B	\$1,669																																												
COL/C	\$1,746																																												
D	\$1,841																																												
E	\$1,940																																												
F	\$2,042																																												
G	\$2,189																																												
H	\$2,343																																												
I	\$2,588																																												
J	\$2,879																																												
L1	\$2,218																																												
L2	\$2,373																																												
<table border="1"> <thead> <tr> <th>Upholstery</th> <th colspan="2">Shipping</th> </tr> </thead> <tbody> <tr> <td>COM Ydg</td> <td>2¼</td> <td>Ctn Wt 43</td> </tr> <tr> <td>COL Sq Ft</td> <td>41</td> <td>Cu Ft 23</td> </tr> </tbody> </table>		Upholstery	Shipping		COM Ydg	2¼	Ctn Wt 43	COL Sq Ft	41	Cu Ft 23																																			
Upholstery	Shipping																																												
COM Ydg	2¼	Ctn Wt 43																																											
COL Sq Ft	41	Cu Ft 23																																											

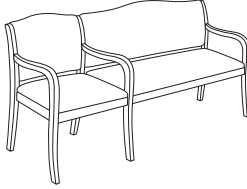
<b>42" Bariatric</b> 	<b>LA1282B</b> · meets BIFMA x5.11 large occupant standard (253-400 lb individual) · optional anti-microbial arm cap - add \$138 list	<table border="1"> <thead> <tr> <th>Dimensions</th> <th>D</th> <th>W</th> <th>H</th> </tr> </thead> <tbody> <tr> <td>Overall</td> <td>26</td> <td>43½</td> <td>34½</td> </tr> <tr> <td>Seat</td> <td>18¼</td> <td>41</td> <td>18</td> </tr> <tr> <td>Arm</td> <td></td> <td></td> <td>27½</td> </tr> </tbody> </table>	Dimensions	D	W	H	Overall	26	43½	34½	Seat	18¼	41	18	Arm			27½	<table border="1"> <tbody> <tr><td>COM</td><td>\$1,751</td></tr> <tr><td>A</td><td>\$1,773</td></tr> <tr><td>B</td><td>\$1,816</td></tr> <tr><td>COL/C</td><td>\$1,892</td></tr> <tr><td>D</td><td>\$1,987</td></tr> <tr><td>E</td><td>\$2,085</td></tr> <tr><td>F</td><td>\$2,190</td></tr> <tr><td>G</td><td>\$2,335</td></tr> <tr><td>H</td><td>\$2,490</td></tr> <tr><td>I</td><td>\$2,734</td></tr> <tr><td>J</td><td>\$3,026</td></tr> <tr><td>L1</td><td>\$2,441</td></tr> <tr><td>L2</td><td>\$2,616</td></tr> </tbody> </table>	COM	\$1,751	A	\$1,773	B	\$1,816	COL/C	\$1,892	D	\$1,987	E	\$2,085	F	\$2,190	G	\$2,335	H	\$2,490	I	\$2,734	J	\$3,026	L1	\$2,441	L2	\$2,616
		Dimensions	D	W	H																																								
Overall	26	43½	34½																																										
Seat	18¼	41	18																																										
Arm			27½																																										
COM	\$1,751																																												
A	\$1,773																																												
B	\$1,816																																												
COL/C	\$1,892																																												
D	\$1,987																																												
E	\$2,085																																												
F	\$2,190																																												
G	\$2,335																																												
H	\$2,490																																												
I	\$2,734																																												
J	\$3,026																																												
L1	\$2,441																																												
L2	\$2,616																																												
<table border="1"> <thead> <tr> <th>Upholstery</th> <th colspan="2">Shipping</th> </tr> </thead> <tbody> <tr> <td>COM Ydg</td> <td>2¼</td> <td>Ctn Wt 51</td> </tr> <tr> <td>COL Sq Ft</td> <td>45</td> <td>Cu Ft 30</td> </tr> </tbody> </table>		Upholstery	Shipping		COM Ydg	2¼	Ctn Wt 51	COL Sq Ft	45	Cu Ft 30																																			
Upholstery	Shipping																																												
COM Ydg	2¼	Ctn Wt 51																																											
COL Sq Ft	45	Cu Ft 30																																											

<b>Guest Chair</b> 	<b>LA1281</b> · optional anti-microbial arm cap - add \$138 list	<table border="1"> <thead> <tr> <th>Dimensions</th> <th>D</th> <th>W</th> <th>H</th> </tr> </thead> <tbody> <tr> <td>Overall</td> <td>26</td> <td>22½</td> <td>34½</td> </tr> <tr> <td>Seat</td> <td>18¼</td> <td>20</td> <td>18</td> </tr> <tr> <td>Arm</td> <td></td> <td></td> <td>27½</td> </tr> </tbody> </table>	Dimensions	D	W	H	Overall	26	22½	34½	Seat	18¼	20	18	Arm			27½	<table border="1"> <tbody> <tr><td>COM</td><td>\$821</td></tr> <tr><td>A</td><td>\$836</td></tr> <tr><td>B</td><td>\$866</td></tr> <tr><td>COL/C</td><td>\$915</td></tr> <tr><td>D</td><td>\$980</td></tr> <tr><td>E</td><td>\$1,045</td></tr> <tr><td>F</td><td>\$1,114</td></tr> <tr><td>G</td><td>\$1,211</td></tr> <tr><td>H</td><td>\$1,314</td></tr> <tr><td>I</td><td>\$1,478</td></tr> <tr><td>J</td><td>\$1,671</td></tr> <tr><td>L1</td><td>\$1,230</td></tr> <tr><td>L2</td><td>\$1,335</td></tr> </tbody> </table>	COM	\$821	A	\$836	B	\$866	COL/C	\$915	D	\$980	E	\$1,045	F	\$1,114	G	\$1,211	H	\$1,314	I	\$1,478	J	\$1,671	L1	\$1,230	L2	\$1,335
		Dimensions	D	W	H																																								
Overall	26	22½	34½																																										
Seat	18¼	20	18																																										
Arm			27½																																										
COM	\$821																																												
A	\$836																																												
B	\$866																																												
COL/C	\$915																																												
D	\$980																																												
E	\$1,045																																												
F	\$1,114																																												
G	\$1,211																																												
H	\$1,314																																												
I	\$1,478																																												
J	\$1,671																																												
L1	\$1,230																																												
L2	\$1,335																																												
<table border="1"> <thead> <tr> <th>Upholstery</th> <th colspan="2">Shipping</th> </tr> </thead> <tbody> <tr> <td>COM Ydg</td> <td>1½</td> <td>Ctn Wt 22</td> </tr> <tr> <td>COL Sq Ft</td> <td>27</td> <td>Cu Ft 15</td> </tr> </tbody> </table>		Upholstery	Shipping		COM Ydg	1½	Ctn Wt 22	COL Sq Ft	27	Cu Ft 15																																			
Upholstery	Shipping																																												
COM Ydg	1½	Ctn Wt 22																																											
COL Sq Ft	27	Cu Ft 15																																											

<b>Loveseat</b> 	<b>LA1282</b> · optional anti-microbial arm cap - add \$138 list	<table border="1"> <thead> <tr> <th>Dimensions</th> <th>D</th> <th>W</th> <th>H</th> </tr> </thead> <tbody> <tr> <td>Overall</td> <td>26</td> <td>43½</td> <td>34½</td> </tr> <tr> <td>Seat</td> <td>18¼</td> <td>41</td> <td>18</td> </tr> <tr> <td>Arm</td> <td></td> <td></td> <td>27½</td> </tr> </tbody> </table>	Dimensions	D	W	H	Overall	26	43½	34½	Seat	18¼	41	18	Arm			27½	<table border="1"> <tbody> <tr><td>COM</td><td>\$1,422</td></tr> <tr><td>A</td><td>\$1,445</td></tr> <tr><td>B</td><td>\$1,486</td></tr> <tr><td>COL/C</td><td>\$1,563</td></tr> <tr><td>D</td><td>\$1,659</td></tr> <tr><td>E</td><td>\$1,757</td></tr> <tr><td>F</td><td>\$1,860</td></tr> <tr><td>G</td><td>\$2,006</td></tr> <tr><td>H</td><td>\$2,161</td></tr> <tr><td>I</td><td>\$2,405</td></tr> <tr><td>J</td><td>\$2,696</td></tr> <tr><td>L1</td><td>\$2,112</td></tr> <tr><td>L2</td><td>\$2,288</td></tr> </tbody> </table>	COM	\$1,422	A	\$1,445	B	\$1,486	COL/C	\$1,563	D	\$1,659	E	\$1,757	F	\$1,860	G	\$2,006	H	\$2,161	I	\$2,405	J	\$2,696	L1	\$2,112	L2	\$2,288
		Dimensions	D	W	H																																								
Overall	26	43½	34½																																										
Seat	18¼	41	18																																										
Arm			27½																																										
COM	\$1,422																																												
A	\$1,445																																												
B	\$1,486																																												
COL/C	\$1,563																																												
D	\$1,659																																												
E	\$1,757																																												
F	\$1,860																																												
G	\$2,006																																												
H	\$2,161																																												
I	\$2,405																																												
J	\$2,696																																												
L1	\$2,112																																												
L2	\$2,288																																												
<table border="1"> <thead> <tr> <th>Upholstery</th> <th colspan="2">Shipping</th> </tr> </thead> <tbody> <tr> <td>COM Ydg</td> <td>2¼</td> <td>Ctn Wt 46</td> </tr> <tr> <td>COL Sq Ft</td> <td>45</td> <td>Cu Ft 30</td> </tr> </tbody> </table>		Upholstery	Shipping		COM Ydg	2¼	Ctn Wt 46	COL Sq Ft	45	Cu Ft 30																																			
Upholstery	Shipping																																												
COM Ydg	2¼	Ctn Wt 46																																											
COL Sq Ft	45	Cu Ft 30																																											

Description	1 Model	Specifications				List Price Per Grade	
<b>Guest Chair</b> 	<b>LA1301</b> · optional anti-microbial arm cap - add \$138 list · full back · no exposed wood rails	<b>Dimensions</b>		<b>D</b>	<b>W</b>	<b>H</b>	<b>COM \$824</b>
		Overall	26	22½	34½	<b>A \$842</b>	
		Seat	18¼	20	18	<b>B \$875</b>	
		Arm	27½			<b>COL/C \$935</b>	
		<b>Upholstery</b>		<b>Shipping</b>		<b>D \$1,010</b>	
		COM Ydg	1¾	Ctn Wt	22	<b>E \$1,086</b>	
		COL Sq Ft	32	Cu Ft	15	<b>F \$1,166</b>	
						<b>G \$1,278</b>	
						<b>H \$1,400</b>	
						<b>I \$1,590</b>	
						<b>J \$1,817</b>	
						<b>L1 \$1,302</b>	
						<b>L2 \$1,423</b>	

Description	1 Model	Specifications				List Price Per Grade	
<b>Loveseat/Chair Unit</b> 	<b>LA1283</b> · sequence facing unit · optional anti-microbial arm cap - add \$207 list	<b>Dimensions</b>		<b>D</b>	<b>W</b>	<b>H</b>	<b>COM \$2,077</b>
		Overall	26	64½	34½	<b>A \$2,113</b>	
		Seat	18¼	41/20	18	<b>B \$2,185</b>	
		Arm	27½			<b>COL/C \$2,311</b>	
		<b>Upholstery</b>		<b>Shipping</b>		<b>D \$2,474</b>	
		COM Ydg	3¾	Ctn Wt	64	<b>E \$2,636</b>	
		COL Sq Ft	75	Cu Ft	44	<b>F \$2,807</b>	
						<b>G \$3,050</b>	
						<b>H \$3,309</b>	
						<b>I \$3,715</b>	
						<b>J \$4,200</b>	
						<b>L1 \$3,228</b>	
						<b>L2 \$3,520</b>	

Description	1 Model	Specifications				List Price Per Grade	
<b>Chair Unit/Loveseat</b> 	<b>LA1284</b> · sequence facing unit · optional anti-microbial arm cap - add \$207 list	<b>Dimensions</b>		<b>D</b>	<b>W</b>	<b>H</b>	<b>COM \$2,077</b>
		Overall	26	64½	34½	<b>A \$2,113</b>	
		Seat	18¼	20/41	18	<b>B \$2,185</b>	
		Arm	27½			<b>COL/C \$2,311</b>	
		<b>Upholstery</b>		<b>Shipping</b>		<b>D \$2,474</b>	
		COM Ydg	3¾	Ctn Wt	64	<b>E \$2,636</b>	
		COL Sq Ft	75	Cu Ft	44	<b>F \$2,807</b>	
						<b>G \$3,050</b>	
						<b>H \$3,309</b>	
						<b>I \$3,715</b>	
						<b>J \$4,200</b>	
						<b>L1 \$3,228</b>	
						<b>L2 \$3,520</b>	

**To Order, Specify:**

- 1 Model Number
- 2 Wood Species - Beech (B) (chairs)
- 3 Wood Finish
- 4 Fabric Selection - vendor, pattern and color
- 5 Optional Anti-Microbial Arm Cap - add \$69 list per arm cap
- 6 Optional Rubber Cushion Nylon Glides - no upcharge; chairs only

**3 Wood Finish/Color Options:**

- |                                |                            |                                |
|--------------------------------|----------------------------|--------------------------------|
| Maple                          | CAG Aged Ash Coordinate    | CGR Graphite Coordinate        |
| ALE Ale                        | AUB Auburn                 | HRV Harvest                    |
| BRL Barley                     | CBE Blonde Echo Coordinate | CHL High Line Coordinate       |
| BBN Bourbon                    | CBZ Brazilwood Coordinate  | CKC Khaki Coordinate           |
| BRG Brighton                   | BUT Butterscotch           | LGC Legacy                     |
| CLA Classic                    | CIN Cinnamon               | MCH Mocha                      |
| CCF Coffee Coordinate          | CLL Collectors             | NTO Night Owl                  |
| CCR Cremello Coordinate        | EAR Earty                  | COA Oatmeal Cook Coordinate    |
| ESP Espresso                   | FLX Flax                   | CPI Pinnacle Walnut Coordinate |
| CFL Florence Walnut Coordinate | CFO Fossil Coordinate      | PRL Praline                    |
|                                |                            | SAF Saffron                    |
|                                |                            | SIE Sienna                     |
|                                |                            | CST Studio Teak Coordinate     |
|                                |                            | TOF Toffee                     |
|                                |                            | TRF Truffle                    |
|                                |                            | VEN Venetian                   |
|                                |                            | CVI Vintage Coordinate         |
|                                |                            | CWH Walnut Heights Coordinate  |
|                                |                            | CWE Weathered Ash Coordinate   |

- 4 See a selection of graded in fabric manufacturers and patterns on pages 20-28 Contact Customer Service for additional fabric options.

**Specifications**

- Wood species - Beech (chairs).
- Seat has synthetic sheet webbing and 2" high density polyurethane foam.
- Back has polypropylene webbing and 1½" polyurethane foam.
- Mortise and tenon construction with corner blocks, glue and screws.
- Solid one piece steam bent arms with front leg assembly.
- Standard with rubber cushion metal glides.

When ordering Quickship products, place a "Q" in front of model number.  
 Example: QLA1301



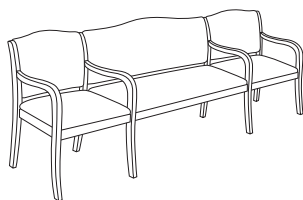
Description

1 Model

Specifications

List Price Per Grade

Chair/Loveseat/Chair Unit



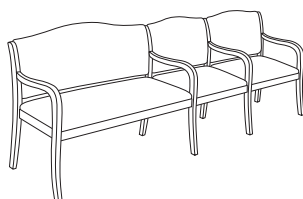
**LA1285**

- optional anti-microbial arm cap - add \$276 list

Dimensions	D	W	H
Overall	26	85¾	34½
Seat	18¼	20/41/20	18
Arm			27½
Upholstery		Shipping	
COM Ydg	5¼	Ctn Wt	82
COL Sq Ft	105	Cu Ft	58

COM	\$2,727
A	\$2,779
B	\$2,880
COL/C	\$3,056
D	\$3,285
E	\$3,511
F	\$3,750
G	\$4,089
H	\$4,453
I	\$5,022
J	\$5,702
L1	\$4,339
L2	\$4,748

Loveseat/Chair/Chair Unit



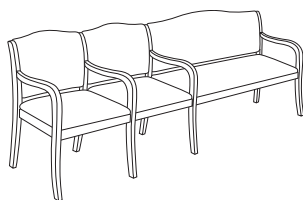
**LA1286**

- sequence facing unit
- optional anti-microbial arm cap - add \$276 list

Dimensions	D	W	H
Overall	26	85¾	34½
Seat	18¼	41/20/20	18
Arm			27½
Upholstery		Shipping	
COM Ydg	5¼	Ctn Wt	82
COL Sq Ft	105	Cu Ft	58

COM	\$2,727
A	\$2,779
B	\$2,880
COL/C	\$3,056
D	\$3,285
E	\$3,511
F	\$3,750
G	\$4,089
H	\$4,453
I	\$5,022
J	\$5,702
L1	\$4,339
L2	\$4,748

Chair/Chair/Loveseat Unit



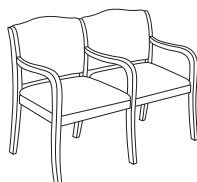
**LA1287**

- sequence facing unit
- optional anti-microbial arm cap - add \$276 list

Dimensions	D	W	H
Overall	26	85¾	34½
Seat	18¼	20/20/41	18
Arm			27½
Upholstery		Shipping	
COM Ydg	5¼	Ctn Wt	82
COL Sq Ft	105	Cu Ft	58

COM	\$2,727
A	\$2,779
B	\$2,880
COL/C	\$3,056
D	\$3,285
E	\$3,511
F	\$3,750
G	\$4,089
H	\$4,453
I	\$5,022
J	\$5,702
L1	\$4,339
L2	\$4,748

Two Seat Unit

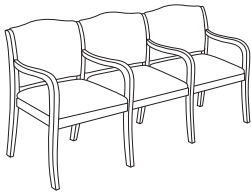


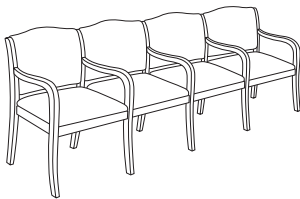
**LA1292**

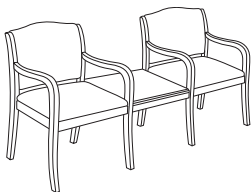
- optional anti-microbial arm cap - add \$207 list

Dimensions	D	W	H
Overall	26	43½	34½
Seat	18¼	20	18
Arm			27½
Upholstery		Shipping	
COM Ydg	3	Ctn Wt	42
COL Sq Ft	54	Cu Ft	30

COM	\$1,476
A	\$1,504
B	\$1,563
COL/C	\$1,665
D	\$1,794
E	\$1,923
F	\$2,060
G	\$2,255
H	\$2,461
I	\$2,786
J	\$3,176
L1	\$2,293
L2	\$2,501

Description	1 Model	Specifications			List Price Per Grade	
<b>Three Seat Unit</b> 	<b>LA1293</b> · optional anti-microbial arm cap - add \$276 list	<b>Dimensions</b>	<b>D</b>	<b>W</b>	<b>H</b>	<b>COM</b> \$2,128
		Overall	26	64 7/8	34 1/2	A \$2,172
		Seat	18 1/4	20	18	B \$2,259
		Arm			27 1/2	COL/C \$2,411
		<b>Upholstery</b>	<b>Shipping</b>			D \$2,605
		COM Ydg	4 1/2	Ctn Wt	60	E \$2,800
		COL Sq Ft	81	Cu Ft	44	F \$3,005
						G \$3,297
						H \$3,608
						I \$4,096
						J \$4,678
						L1 \$3,355
						L2 \$3,666

Description	1 Model	Specifications			List Price Per Grade	
<b>Four Seat Unit</b> 	<b>LA1294</b> · optional anti-microbial arm cap - add \$345 list	<b>Dimensions</b>	<b>D</b>	<b>W</b>	<b>H</b>	<b>COM</b> \$2,780
		Overall	26	86 1/8	34 1/2	A \$2,838
		Seat	18 1/4	20	18	B \$2,955
		Arm			27 1/2	COL/C \$3,154
		<b>Upholstery</b>	<b>Shipping</b>			D \$3,415
		COM Ydg	6	Ctn Wt	78	E \$3,674
		COL Sq Ft	108	Cu Ft	58	F \$3,948
						G \$4,337
						H \$4,751
						I \$5,402
						J \$6,179
						L1 \$4,414
						L2 \$4,829

Description	1 Model	Specifications			List Price Per Grade	
<b>Chair/Table/Chair Unit</b> 	<b>LA1295</b> · optional anti-microbial arm cap - add \$276 list · table - optional coordinating wood grain laminate - no upcharge	<b>Dimensions</b>	<b>D</b>	<b>W</b>	<b>H</b>	<b>COM</b> \$1,986
		Overall	26	64 1/2	34 1/2	A \$2,015
		Seat	18 1/4	20	18	B \$2,074
		Arm			27 1/2	COL/C \$2,174
		<b>Upholstery</b>	<b>Shipping</b>			D \$2,306
		COM Ydg	3	Ctn Wt	58	E \$2,433
		COL Sq Ft	54	Cu Ft	44	F \$2,570
						G \$2,765
						H \$2,972
						I \$3,298
						J \$3,687
						L1 \$2,805
						L2 \$3,012

**To Order, Specify:**

- 1 Model Number
- 2 Wood Species - Beech (B) - chairs; Maple (M) - tables
- 3 Wood Finish
- 4 Fabric Selection - vendor, pattern and color
- 5 Optional Anti-Microbial Arm Cap - add \$69 list per arm cap
- 6 Optional Rubber Cushion Nylon Glides - no upcharge; chairs only
- 7 Optional Coordinating Wood Grain Laminate Table Tops - no upcharge; tables only. Finishes with an asterisk (\*) have a coordinating laminate available.

**3 Wood Finish/Color Options:**

Maple		CGR	Graphite Coordinate
CAG	Aged Ash Coordinate*	HRV	Harvest*
ALE	Ale*	CHL	High Line Coordinate*
AUB	Auburn*	CKC	Khaki Coordinate*
BRL	Barley*	LGC	Legacy*
CBE	Blonde Echo Coordinate*	MCH	Mocha
BBN	Bourbon*	NTO	Night Owl*
CBZ	Brazilwood Coordinate*	COA	Oatmeal Cook Coordinate*
BRG	Brighton*	CPI	Pinnacle Walnut Coordinate*
BUT	Butterscotch	PRL	Praline*
CIN	Cinnamon*	SAF	Saffron*
CLA	Classic*	SIE	Sienna*
CCF	Coffee Coordinate*	CST	Studio Teak Coordinate*
CLL	Collectors*	TOF	Toffee*
CCR	Cremello Coordinate*	TRF	Truffle*
EAR	Earthy	VEN	Venetian*
ESP	Espresso	CVI	Vintage Coordinate
FLX	Flax	CWH	Walnut Heights Coordinate*
CFL	Florence Walnut Coordinate*	CWE	Weathered Ash Coordinate*
CFO	Fossil Coordinate		

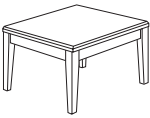
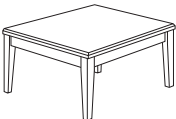
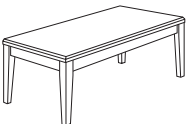
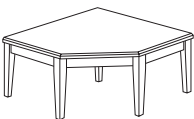
- 4 See a selection of graded in fabric manufacturers and patterns on pages 20-28 Contact Customer Service for additional fabric options.

**Specifications**

- Wood species - Maple veneer (tables).
- Top core material is 1 1/8" thick with 45 lb. density industrial grade particle board.
- Face is wood veneer or .050 horizontal grade HPL.
- Backer is bonded to bottom side to ensure balanced construction.
- All tops have internal solid lumber bands with overlay laminate or veneer.

When ordering Quickship products, place a "Q" in front of model number.  
 Example: QLA1301



Description	① Model					Specifications	List Price Per Grade
<b>End Table</b>  NOW! · maple veneer top · ships KD	24	24	17	25	4	LA2424ET	\$706
<b>End Table</b>  NOW! · maple veneer top · ships KD	30	30	17	40	6	LA3030ET	\$826
<b>Magazine Table</b>  NOW! · maple veneer top · ships KD	20	42	17	45	6	LA2042MT	\$835
<b>Corner Table</b>  NOW! · maple veneer top · ships KD	36	36	17	50	8	LA3636CT	\$973

LAUREL

**To Order, Specify:**

- ① Model Number
- ② Wood Species - Beech (B) - chairs; Maple (M) - tables
- ③ Wood Finish
- ④ Fabric Selection - vendor, pattern and color
- ⑤ Optional Anti-Microbial Arm Cap - add \$69 list per arm cap
- ⑥ Optional Rubber Cushion Nylon Glides - no upcharge; chairs only
- ⑦ Optional Coordinating Wood Grain Laminate Table Tops - no upcharge; tables only. Finishes with an asterisk (\*) have a coordinating laminate available.

**③ Wood Finish/Color Options:**

Maple	
CAG	Aged Ash Coordinate*
ALE	Ale*
AUB	Auburn*
BRL	Barley*
CBE	Blonde Echo Coordinate*
BBN	Bourbon*
CBZ	Brazilwood Coordinate*
BRG	Brighton*
BUT	Butterscotch
CIN	Cinnamon*
CLA	Classic*
CCF	Coffee Coordinate*
CLL	Collectors*
CCR	Cremello Coordinate*
EAR	Earthy
ESP	Espresso
FLX	Flax
CFL	Florence Walnut Coordinate*
CFO	Fossil Coordinate
CGR	Graphite Coordinate
HRV	Harvest*
CHL	High Line Coordinate*
CKC	Khaki Coordinate*
LGC	Legacy*
MCH	Mocha
NTO	Night Owl*
COA	Oatmeal Cook Coordinate*
CPI	Pinnacle Walnut Coordinate*
PRL	Praline*
SAF	Saffron*
SIE	Sienna*
CST	Studio Teak Coordinate*
TOF	Toffee*
TRF	Truffle*
VEN	Venetian*
CVI	Vintage Coordinate
CWH	Walnut Heights Coordinate*
CWE	Weathered Ash Coordinate*

- ④ See a selection of graded in fabric manufacturers and patterns on pages 20-28 Contact Customer Service for additional fabric options.

**Specifications**

- Wood species - Maple veneer (tables).
- Top core material is 1 1/8" thick with 45 lb. density industrial grade particle board.
- Face is wood veneer or .050 horizontal grade HPL.
- Backer is bonded to bottom side to ensure balanced construction.
- All tops have internal solid lumber bands with overlay laminate or veneer.

When ordering Quickship products, place a "Q" in front of model number.  
 Example: QLA1301

