

# Portrait Order Check List:



**Specify:**

- 1. Model Number
- 2. Wood Species - Maple (M)
- 3. Wood Finish
- 4. Fabric Selection - vendor, pattern and color
- 5. Button/Reverse Diamond Detail - add \$156 list
- 6. Optional Conference Self-Return Swivel Mechanism - add \$126 list

**Example:**

**P09012** | **M** | **AUB** | **MOMENTUM** | **VOX** | **MYSTIC**  
 (model #) | (wood species) | (finish) | (fabric vendor) | (pattern name) | (pattern color)

**1. Model Number**

**2. Wood Species - Maple (M)**

**3. Wood Finish Options:**

CAG Aged Ash Coordinate	CGR Graphite Coordinate
ALE Ale	HRV Harvest
AUB Auburn	CHL High Line Coordinate
BRL Barley	CKC Khaki Coordinate
CBE Blonde Echo Coordinate	LGC Legacy
BBN Bourbon	MCH Mocha
CBZ Brazilwood Coordinate	NTO Night Owl
BRG Brighton	COA Oatmeal Cookie Coordinate
BUT Butterscotch	CPI Pinnacle Walnut Coordinate
CIN Cinnamon	PRL Praline
CLA Classic	SAF Saffron
CCF Coffee Coordinate	SIE Sienna
CLL Collectors	CST Studio Teak Coordinate
CCR Cremello Coordinate	TOF Toffee
EAR Earthy	TRF Truffle
ESP Espresso	VEN Venetian
FLX Flax	CVI Vintage Coordinate
CFL Florence Walnut Coordinate	CWH Walnut Heights Coordinate
CFO Fossil Coordinate	CWE Weathered Ash Coordinate

**4. Fabric Selection - Please supply the following:**

- Vendor name
- Pattern name
- Pattern color

[For a complete list of JSI Graded-In Fabric click here](#)


When specifying contrasting upholstery, indicate clearly which upholstery is to be applied to the seat, back and arms. Use higher grade pricing.

- Indicate direction of fabric - Railroaded or Up the Roll
- Please provide illustration, if available

**All COM orders must include the following:**

- Vendor's name, pattern name and color
- Sample of the fabric attached to order
- Model numbers of items for fabric application
- Special application instructions (e.g., all stripes will be applied front to back unless specified otherwise)
- Customer and purchase order number

Ship prepaid COM  
 material to:  
 JSI  
 Attn: COM Dept  
 932 Mill Street  
 Jasper, IN 47546



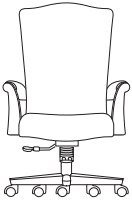
All COM orders will ship at standard lead time from receipt of COM except for orders requiring special custom matched finishes.

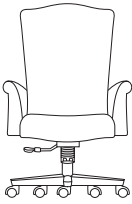
**5. Button/Reverse Diamond Detail - add \$156 list.**

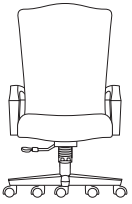


Fabric direction on top and bottom sections run with the nap. Side sections run railroad. EX: stripes run vertical on top and bottom sections and horizontal on side sections.

**6. Optional Conference Self-Return Mechanism - add \$126 list.** Conference self-return mechanisms have a fixed seat height

Description	1 Model	Specifications	List Price Per Grade																																																						
Executive High Back 	<b>P09012</b> <ul style="list-style-type: none"> <li>• scroll arm</li> <li>• open wood arm with upholstered arm rest</li> <li>• arm is carved and shaped maple with foam wrap upholstered arm rest</li> <li>• seat height range is 17 1/2 - 20 3/4</li> <li>• arm height range is 25 1/4 - 28 1/2</li> <li>• back height range is 40 - 43 1/4</li> </ul>	<table border="1"> <thead> <tr> <th>Dimensions</th> <th>D</th> <th>W</th> <th>H</th> </tr> </thead> <tbody> <tr> <td>Overall</td> <td>28 1/2</td> <td>28 3/4</td> <td>43 1/4</td> </tr> <tr> <td>Seat</td> <td>17 1/2</td> <td>20 3/4</td> <td>20 3/4</td> </tr> <tr> <td>Arm</td> <td colspan="3">24 1/2</td> </tr> <tr> <th colspan="2">Upholstery</th> <th colspan="2">Shipping</th> </tr> <tr> <td>COM Ydg</td> <td>3</td> <td>Ctn Wt</td> <td>67</td> </tr> <tr> <td>COL Sq Ft</td> <td>54</td> <td>Cu Ft</td> <td>23</td> </tr> </tbody> </table>	Dimensions	D	W	H	Overall	28 1/2	28 3/4	43 1/4	Seat	17 1/2	20 3/4	20 3/4	Arm	24 1/2			Upholstery		Shipping		COM Ydg	3	Ctn Wt	67	COL Sq Ft	54	Cu Ft	23	<table> <tr><td>COM</td><td>\$2,402</td></tr> <tr><td>A</td><td>\$2,430</td></tr> <tr><td>B</td><td>\$2,489</td></tr> <tr><td>COL/C</td><td>\$2,590</td></tr> <tr><td>D</td><td>\$2,719</td></tr> <tr><td>E</td><td>\$2,848</td></tr> <tr><td>F</td><td>\$2,985</td></tr> <tr><td>G</td><td>\$3,180</td></tr> <tr><td>H</td><td>\$3,387</td></tr> <tr><td>I</td><td>\$3,712</td></tr> <tr><td>J</td><td>\$4,102</td></tr> <tr><td>L1</td><td>\$3,219</td></tr> <tr><td>L2</td><td>\$3,426</td></tr> </table>	COM	\$2,402	A	\$2,430	B	\$2,489	COL/C	\$2,590	D	\$2,719	E	\$2,848	F	\$2,985	G	\$3,180	H	\$3,387	I	\$3,712	J	\$4,102	L1	\$3,219	L2	\$3,426
		Dimensions	D	W	H																																																				
Overall	28 1/2	28 3/4	43 1/4																																																						
Seat	17 1/2	20 3/4	20 3/4																																																						
Arm	24 1/2																																																								
Upholstery		Shipping																																																							
COM Ydg	3	Ctn Wt	67																																																						
COL Sq Ft	54	Cu Ft	23																																																						
COM	\$2,402																																																								
A	\$2,430																																																								
B	\$2,489																																																								
COL/C	\$2,590																																																								
D	\$2,719																																																								
E	\$2,848																																																								
F	\$2,985																																																								
G	\$3,180																																																								
H	\$3,387																																																								
I	\$3,712																																																								
J	\$4,102																																																								
L1	\$3,219																																																								
L2	\$3,426																																																								

Executive High Back 	<b>P09013</b> <ul style="list-style-type: none"> <li>• scroll arm, fully upholstered</li> <li>• arm interior is framed hardwood with foam wrap</li> <li>• seat height range is 17 1/2 - 20 3/4</li> <li>• arm height range is 25 1/4 - 28 1/2</li> <li>• back height range is 40 - 43 1/4</li> </ul>	<table border="1"> <thead> <tr> <th>Dimensions</th> <th>D</th> <th>W</th> <th>H</th> </tr> </thead> <tbody> <tr> <td>Overall</td> <td>28 1/2</td> <td>28 3/4</td> <td>43 1/4</td> </tr> <tr> <td>Seat</td> <td>17 1/2</td> <td>20 1/4</td> <td>20 3/4</td> </tr> <tr> <td>Arm</td> <td colspan="3">24 1/2</td> </tr> <tr> <th colspan="2">Upholstery</th> <th colspan="2">Shipping</th> </tr> <tr> <td>COM Ydg</td> <td>3 3/4</td> <td>Ctn Wt</td> <td>67</td> </tr> <tr> <td>COL Sq Ft</td> <td>68</td> <td>Cu Ft</td> <td>23</td> </tr> </tbody> </table>	Dimensions	D	W	H	Overall	28 1/2	28 3/4	43 1/4	Seat	17 1/2	20 1/4	20 3/4	Arm	24 1/2			Upholstery		Shipping		COM Ydg	3 3/4	Ctn Wt	67	COL Sq Ft	68	Cu Ft	23	<table> <tr><td>COM</td><td>\$2,393</td></tr> <tr><td>A</td><td>\$2,431</td></tr> <tr><td>B</td><td>\$2,503</td></tr> <tr><td>COL/C</td><td>\$2,630</td></tr> <tr><td>D</td><td>\$2,791</td></tr> <tr><td>E</td><td>\$2,955</td></tr> <tr><td>F</td><td>\$3,124</td></tr> <tr><td>G</td><td>\$3,367</td></tr> <tr><td>H</td><td>\$3,629</td></tr> <tr><td>I</td><td>\$4,033</td></tr> <tr><td>J</td><td>\$4,520</td></tr> <tr><td>L1</td><td>\$3,416</td></tr> <tr><td>L2</td><td>\$3,675</td></tr> </table>	COM	\$2,393	A	\$2,431	B	\$2,503	COL/C	\$2,630	D	\$2,791	E	\$2,955	F	\$3,124	G	\$3,367	H	\$3,629	I	\$4,033	J	\$4,520	L1	\$3,416	L2	\$3,675
		Dimensions	D	W	H																																																				
Overall	28 1/2	28 3/4	43 1/4																																																						
Seat	17 1/2	20 1/4	20 3/4																																																						
Arm	24 1/2																																																								
Upholstery		Shipping																																																							
COM Ydg	3 3/4	Ctn Wt	67																																																						
COL Sq Ft	68	Cu Ft	23																																																						
COM	\$2,393																																																								
A	\$2,431																																																								
B	\$2,503																																																								
COL/C	\$2,630																																																								
D	\$2,791																																																								
E	\$2,955																																																								
F	\$3,124																																																								
G	\$3,367																																																								
H	\$3,629																																																								
I	\$4,033																																																								
J	\$4,520																																																								
L1	\$3,416																																																								
L2	\$3,675																																																								

Executive High Back 	<b>P09016</b> <ul style="list-style-type: none"> <li>• regency arm, open wood arm</li> <li>• arm exterior is carved and shaped maple</li> <li>• seat height range is 17 1/2 - 20 3/4</li> <li>• arm height range is 25 1/4 - 28 1/2</li> <li>• back height range is 40 - 43 1/4</li> </ul>	<table border="1"> <thead> <tr> <th>Dimensions</th> <th>D</th> <th>W</th> <th>H</th> </tr> </thead> <tbody> <tr> <td>Overall</td> <td>28 1/2</td> <td>25 1/4</td> <td>43 1/4</td> </tr> <tr> <td>Seat</td> <td>17 1/2</td> <td>20 1/2</td> <td>20 3/4</td> </tr> <tr> <td>Arm</td> <td colspan="3">24 1/2</td> </tr> <tr> <th colspan="2">Upholstery</th> <th colspan="2">Shipping</th> </tr> <tr> <td>COM Ydg</td> <td>3</td> <td>Ctn Wt</td> <td>67</td> </tr> <tr> <td>COL Sq Ft</td> <td>54</td> <td>Cu Ft</td> <td>21</td> </tr> </tbody> </table>	Dimensions	D	W	H	Overall	28 1/2	25 1/4	43 1/4	Seat	17 1/2	20 1/2	20 3/4	Arm	24 1/2			Upholstery		Shipping		COM Ydg	3	Ctn Wt	67	COL Sq Ft	54	Cu Ft	21	<table> <tr><td>COM</td><td>\$2,198</td></tr> <tr><td>A</td><td>\$2,227</td></tr> <tr><td>B</td><td>\$2,285</td></tr> <tr><td>COL/C</td><td>\$2,386</td></tr> <tr><td>D</td><td>\$2,517</td></tr> <tr><td>E</td><td>\$2,645</td></tr> <tr><td>F</td><td>\$2,782</td></tr> <tr><td>G</td><td>\$2,978</td></tr> <tr><td>H</td><td>\$3,184</td></tr> <tr><td>I</td><td>\$3,509</td></tr> <tr><td>J</td><td>\$3,898</td></tr> <tr><td>L1</td><td>\$3,015</td></tr> <tr><td>L2</td><td>\$3,224</td></tr> </table>	COM	\$2,198	A	\$2,227	B	\$2,285	COL/C	\$2,386	D	\$2,517	E	\$2,645	F	\$2,782	G	\$2,978	H	\$3,184	I	\$3,509	J	\$3,898	L1	\$3,015	L2	\$3,224
		Dimensions	D	W	H																																																				
Overall	28 1/2	25 1/4	43 1/4																																																						
Seat	17 1/2	20 1/2	20 3/4																																																						
Arm	24 1/2																																																								
Upholstery		Shipping																																																							
COM Ydg	3	Ctn Wt	67																																																						
COL Sq Ft	54	Cu Ft	21																																																						
COM	\$2,198																																																								
A	\$2,227																																																								
B	\$2,285																																																								
COL/C	\$2,386																																																								
D	\$2,517																																																								
E	\$2,645																																																								
F	\$2,782																																																								
G	\$2,978																																																								
H	\$3,184																																																								
I	\$3,509																																																								
J	\$3,898																																																								
L1	\$3,015																																																								
L2	\$3,224																																																								

**To Order, Specify:**

- 1 Model Number
- 2 Wood Species - Maple (M)
- 3 Wood Finish
- 4 Fabric Selection - vendor, pattern and color
- 5 Button/Reverse Diamond Detail - add \$156 list
- 6 Optional Conference Self - Return Swivel Mechanism - add \$126 list


**3 Wood Finish/Color Options:**


Maple	
CAG	Aged Ash Coordinate
ALE	Ale
AUB	Auburn
BRL	Barley
CBE	Blonde Echo Coordinate
BBN	Bourbon
CBZ	Brazilwood Coordinate
BRG	Brighton
BUT	Butterscotch
CIN	Cinnamon
CLA	Classic
CCF	Coffee Coordinate
CLL	Collectors
CCR	Cremello Coordinate
EAR	Earthy
ESP	Espresso
FLX	Flax
CFL	Florence Walnut Coordinate
CFO	Fossil Coordinate
CGR	Graphite Coordinate
HRV	Harvest
CHL	High Line Coordinate
CKC	Khaki Coordinate
LGC	Legacy
MCH	Mocha
NTO	Night Owl
COA	Oatmeal Cook Coordinate
CPI	Pinnacle Walnut Coordinate
PRL	Praline
SAF	Saffron
SIE	Sienna
CST	Studio Teak Coordinate
TOF	Toffee
TRF	Truffle
VEN	Venetian
CVI	Vintage Coordinate
CWH	Walnut Heights Coordinate
CWE	Weathered Ash Coordinate

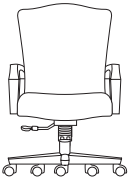
- 4 See a selection of graded in fabric manufacturers and patterns on pages 20-28 Contact Customer Service for additional fabric options.

**Specifications**

- Wood species - Maple.
- Seat has synthetic sheet webbing with high resiliency seat polyurethane foam and Dacron® wrap.
- Frame interior is hardwood joined with double dowels.
- Back has polypropylene webbing and polyurethane foam with Dacron® wrap.
- All backs have button/reverse diamond detail option.
- Adjustment is mid-pivot, mid-knee tilt with gas height adjustment.
- C706, wood base cap.
- C10, hooded black double wheel caster.
- Caster is hard tread.

Description	① Model	Specifications	List Price Per Grade																																										
<b>Management Mid Back</b> 	<b>P09022</b> · scroll arm · open wood arm with upholstered arm rest · arm is carved and shaped maple with foam wrap upholstered arm rest · seat height range is 17 ½ - 20 ¾ · arm height range is 21 - 24 ¼	<table border="1"> <thead> <tr> <th>Dimensions</th> <th>D</th> <th>W</th> <th>H</th> </tr> </thead> <tbody> <tr> <td>Overall</td> <td>28 ½</td> <td>28 ¾</td> <td>40 ¼</td> </tr> <tr> <td>Seat</td> <td>17 ½</td> <td>20 ¾</td> <td>20 ¾</td> </tr> <tr> <td>Arm</td> <td></td> <td></td> <td>24 ¼</td> </tr> </tbody> </table>	Dimensions	D	W	H	Overall	28 ½	28 ¾	40 ¼	Seat	17 ½	20 ¾	20 ¾	Arm			24 ¼	<table border="1"> <tbody> <tr> <td>COM</td> <td>\$2,315</td> </tr> <tr> <td>A</td> <td>\$2,342</td> </tr> <tr> <td>B</td> <td>\$2,396</td> </tr> <tr> <td>COL/C</td> <td>\$2,489</td> </tr> <tr> <td>D</td> <td>\$2,607</td> </tr> <tr> <td>E</td> <td>\$2,725</td> </tr> <tr> <td>F</td> <td>\$2,851</td> </tr> <tr> <td>G</td> <td>\$3,030</td> </tr> <tr> <td>H</td> <td>\$3,220</td> </tr> <tr> <td>I</td> <td>\$3,518</td> </tr> <tr> <td>J</td> <td>\$3,875</td> </tr> <tr> <td>L1</td> <td>\$3,065</td> </tr> <tr> <td>L2</td> <td>\$3,256</td> </tr> </tbody> </table>	COM	\$2,315	A	\$2,342	B	\$2,396	COL/C	\$2,489	D	\$2,607	E	\$2,725	F	\$2,851	G	\$3,030	H	\$3,220	I	\$3,518	J	\$3,875	L1	\$3,065	L2	\$3,256
		Dimensions	D	W	H																																								
		Overall	28 ½	28 ¾	40 ¼																																								
		Seat	17 ½	20 ¾	20 ¾																																								
		Arm			24 ¼																																								
		COM	\$2,315																																										
		A	\$2,342																																										
		B	\$2,396																																										
		COL/C	\$2,489																																										
		D	\$2,607																																										
E	\$2,725																																												
F	\$2,851																																												
G	\$3,030																																												
H	\$3,220																																												
I	\$3,518																																												
J	\$3,875																																												
L1	\$3,065																																												
L2	\$3,256																																												
<table border="1"> <thead> <tr> <th>Upholstery</th> <th>Shipping</th> </tr> </thead> <tbody> <tr> <td>COM Ydg</td> <td>2 ¾ Ctn Wt 59</td> </tr> <tr> <td>COL Sq Ft</td> <td>50 Cu Ft 21</td> </tr> </tbody> </table>	Upholstery	Shipping	COM Ydg	2 ¾ Ctn Wt 59	COL Sq Ft	50 Cu Ft 21																																							
Upholstery	Shipping																																												
COM Ydg	2 ¾ Ctn Wt 59																																												
COL Sq Ft	50 Cu Ft 21																																												

<b>Management Mid Back</b> 	<b>P09023</b> · scroll arm, fully upholstered · arm interior is framed hardwood with foam wrap · seat height range is 17 ½ - 20 ¾ · arm height range is 21 - 24 ¼	<table border="1"> <thead> <tr> <th>Dimensions</th> <th>D</th> <th>W</th> <th>H</th> </tr> </thead> <tbody> <tr> <td>Overall</td> <td>28 ½</td> <td>28 ¾</td> <td>40 ¼</td> </tr> <tr> <td>Seat</td> <td>17 ½</td> <td>20 ¼</td> <td>20 ¾</td> </tr> <tr> <td>Arm</td> <td></td> <td></td> <td>24 ¼</td> </tr> </tbody> </table>	Dimensions	D	W	H	Overall	28 ½	28 ¾	40 ¼	Seat	17 ½	20 ¼	20 ¾	Arm			24 ¼	<table border="1"> <tbody> <tr> <td>COM</td> <td>\$2,294</td> </tr> <tr> <td>A</td> <td>\$2,322</td> </tr> <tr> <td>B</td> <td>\$2,382</td> </tr> <tr> <td>COL/C</td> <td>\$2,482</td> </tr> <tr> <td>D</td> <td>\$2,613</td> </tr> <tr> <td>E</td> <td>\$2,742</td> </tr> <tr> <td>F</td> <td>\$2,879</td> </tr> <tr> <td>G</td> <td>\$3,075</td> </tr> <tr> <td>H</td> <td>\$3,280</td> </tr> <tr> <td>I</td> <td>\$3,606</td> </tr> <tr> <td>J</td> <td>\$3,995</td> </tr> <tr> <td>L1</td> <td>\$3,112</td> </tr> <tr> <td>L2</td> <td>\$3,319</td> </tr> </tbody> </table>	COM	\$2,294	A	\$2,322	B	\$2,382	COL/C	\$2,482	D	\$2,613	E	\$2,742	F	\$2,879	G	\$3,075	H	\$3,280	I	\$3,606	J	\$3,995	L1	\$3,112	L2	\$3,319
		Dimensions	D	W	H																																								
		Overall	28 ½	28 ¾	40 ¼																																								
		Seat	17 ½	20 ¼	20 ¾																																								
		Arm			24 ¼																																								
		COM	\$2,294																																										
		A	\$2,322																																										
		B	\$2,382																																										
		COL/C	\$2,482																																										
		D	\$2,613																																										
E	\$2,742																																												
F	\$2,879																																												
G	\$3,075																																												
H	\$3,280																																												
I	\$3,606																																												
J	\$3,995																																												
L1	\$3,112																																												
L2	\$3,319																																												
<table border="1"> <thead> <tr> <th>Upholstery</th> <th>Shipping</th> </tr> </thead> <tbody> <tr> <td>COM Ydg</td> <td>3 Ctn Wt 59</td> </tr> <tr> <td>COL Sq Ft</td> <td>54 Cu Ft 21</td> </tr> </tbody> </table>	Upholstery	Shipping	COM Ydg	3 Ctn Wt 59	COL Sq Ft	54 Cu Ft 21																																							
Upholstery	Shipping																																												
COM Ydg	3 Ctn Wt 59																																												
COL Sq Ft	54 Cu Ft 21																																												

<b>Management Mid Back</b> 	<b>P09026</b> · regency arm, open wood arm · arm exterior is carved and shaped maple · seat height range is 17 ½ - 20 ¾ · arm height range is 21 - 24 ¼	<table border="1"> <thead> <tr> <th>Dimensions</th> <th>D</th> <th>W</th> <th>H</th> </tr> </thead> <tbody> <tr> <td>Overall</td> <td>28 ½</td> <td>25 ¼</td> <td>40 ¼</td> </tr> <tr> <td>Seat</td> <td>17 ½</td> <td>20 ½</td> <td>20 ¾</td> </tr> <tr> <td>Arm</td> <td></td> <td></td> <td>24 ¼</td> </tr> </tbody> </table>	Dimensions	D	W	H	Overall	28 ½	25 ¼	40 ¼	Seat	17 ½	20 ½	20 ¾	Arm			24 ¼	<table border="1"> <tbody> <tr> <td>COM</td> <td>\$2,111</td> </tr> <tr> <td>A</td> <td>\$2,137</td> </tr> <tr> <td>B</td> <td>\$2,192</td> </tr> <tr> <td>COL/C</td> <td>\$2,284</td> </tr> <tr> <td>D</td> <td>\$2,403</td> </tr> <tr> <td>E</td> <td>\$2,522</td> </tr> <tr> <td>F</td> <td>\$2,646</td> </tr> <tr> <td>G</td> <td>\$2,826</td> </tr> <tr> <td>H</td> <td>\$3,015</td> </tr> <tr> <td>I</td> <td>\$3,312</td> </tr> <tr> <td>J</td> <td>\$3,669</td> </tr> <tr> <td>L1</td> <td>\$2,862</td> </tr> <tr> <td>L2</td> <td>\$3,051</td> </tr> </tbody> </table>	COM	\$2,111	A	\$2,137	B	\$2,192	COL/C	\$2,284	D	\$2,403	E	\$2,522	F	\$2,646	G	\$2,826	H	\$3,015	I	\$3,312	J	\$3,669	L1	\$2,862	L2	\$3,051
		Dimensions	D	W	H																																								
		Overall	28 ½	25 ¼	40 ¼																																								
		Seat	17 ½	20 ½	20 ¾																																								
		Arm			24 ¼																																								
		COM	\$2,111																																										
		A	\$2,137																																										
		B	\$2,192																																										
		COL/C	\$2,284																																										
		D	\$2,403																																										
E	\$2,522																																												
F	\$2,646																																												
G	\$2,826																																												
H	\$3,015																																												
I	\$3,312																																												
J	\$3,669																																												
L1	\$2,862																																												
L2	\$3,051																																												
<table border="1"> <thead> <tr> <th>Upholstery</th> <th>Shipping</th> </tr> </thead> <tbody> <tr> <td>COM Ydg</td> <td>2 ¾ Ctn Wt 59</td> </tr> <tr> <td>COL Sq Ft</td> <td>50 Cu Ft 19</td> </tr> </tbody> </table>	Upholstery	Shipping	COM Ydg	2 ¾ Ctn Wt 59	COL Sq Ft	50 Cu Ft 19																																							
Upholstery	Shipping																																												
COM Ydg	2 ¾ Ctn Wt 59																																												
COL Sq Ft	50 Cu Ft 19																																												

**To Order, Specify:**

- ① Model Number
- ② Wood Species - Maple (M)
- ③ Wood Finish
- ④ Fabric Selection - vendor, pattern and color
- ⑤ Button/Reverse Diamond Detail - add \$156 list
- ⑥ Optional Conference Self - Return Swivel Mechanism - add \$126 list

**③ Wood Finish/Color Options:**

- |       |                            |     |                            |
|-------|----------------------------|-----|----------------------------|
| Maple |                            |     |                            |
| CAG   | Aged Ash Coordinate        | CGR | Graphite Coordinate        |
| ALE   | Ale                        | HRV | Harvest                    |
| AUB   | Auburn                     | CHL | High Line Coordinate       |
| BRL   | Barley                     | CKC | Khaki Coordinate           |
| CBE   | Blonde Echo Coordinate     | LGC | Legacy                     |
| BBN   | Bourbon                    | MCH | Mocha                      |
| CBZ   | Brazilwood Coordinate      | NTO | Night Owl                  |
| BRG   | Brighton                   | COA | Oatmeal Cook Coordinate    |
| BUT   | Butterscotch               | CPI | Pinnacle Walnut Coordinate |
| CIN   | Cinnamon                   | PRL | Praline                    |
| CLA   | Classic                    | SAF | Saffron                    |
| CCF   | Coffee Coordinate          | SIE | Sienna                     |
| CLL   | Collectors                 | CST | Studio Teak Coordinate     |
| CCR   | Cremello Coordinate        | TOF | Toffee                     |
| EAR   | Earthy                     | TRF | Truffle                    |
| ESP   | Espresso                   | VEN | Venetian                   |
| FLX   | Flax                       | CVI | Vintage Coordinate         |
| CFL   | Florence Walnut Coordinate | CWH | Walnut Heights Coordinate  |
| CFO   | Fossil Coordinate          | CWE | Weathered Ash Coordinate   |

**Specifications**

- Wood species - Maple.
- Seat has synthetic sheet webbing with high resiliency seat polyurethane foam and Dacron® wrap.
- Frame interior is hardwood joined with double dowels.
- Back has polypropylene webbing and polyurethane foam with Dacron® wrap.
- All backs have button/reverse diamond detail option.
- Adjustment is mid-pivot, mid-knee tilt with gas height adjustment.
- C706, wood base cap.
- C10, hooded black double wheel caster.
- Caster is hard tread.

- ④ See a selection of graded in fabric manufacturers and patterns on pages 20-28 Contact Customer Service for additional fabric options.

# Portrait Order Check List:



**Specify:**

- 1. Model Number
- 2. Wood Species - Maple (M)
- 3. Wood Finish
- 4. Fabric Selection - vendor, pattern and color
- 5. Button/Reverse Diamond Detail - add \$156 list

**Example:**

P09030 | M | AUB | MOMENTUM | VOX | MYSTIC  
 (model #) | (wood species) | (finish) | (fabric vendor) | (pattern name) | (pattern color)

**1. Model Number**

**2. Wood Species - Maple (M)**

**3. Wood Finish Options:**

CAG Aged Ash Coordinate	CGR Graphite Coordinate
ALE Ale	HRV Harvest
AUB Auburn	CHL High Line Coordinate
BRL Barley	CKC Khaki Coordinate
CBE Blonde Echo Coordinate	LGC Legacy
BBN Bourbon	MCH Mocha
CBZ Brazilwood Coordinate	NTO Night Owl
BRG Brighton	COA Oatmeal Cookie Coordinate
BUT Butterscotch	CPI Pinnacle Walnut Coordinate
CIN Cinnamon	PRL Praline
CLA Classic	SAF Saffron
CCF Coffee Coordinate	SIE Sienna
CLL Collectors	CST Studio Teak Coordinate
CCR Cremello Coordinate	TOF Toffee
EAR Earthy	TRF Truffle
ESP Espresso	VEN Venetian
FLX Flax	CVI Vintage Coordinate
CFL Florence Walnut Coordinate	CWH Walnut Heights Coordinate
CFO Fossil Coordinate	CWE Weathered Ash Coordinate

**4. Fabric Selection - Please supply the following:**

- Vendor name
- Pattern name
- Pattern color

[For a complete list of JSI Graded-In Fabric click here](#)

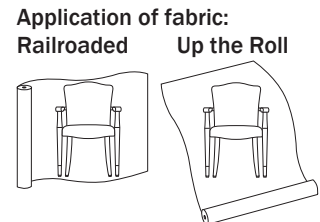
When specifying contrasting upholstery, indicate clearly which upholstery is to be applied to the seat and back. Use higher grade pricing.

- Indicate direction of fabric - Railroaded or Up the Roll
- Please provide illustration, if available

**All COM orders must include the following:**

- Vendor's name, pattern name and color
- Sample of the fabric attached to order
- Model numbers of items for fabric application
- Special application instructions (e.g., all stripes will be applied front to back unless specified otherwise)
- Customer and purchase order number


Ship prepaid COM material to:  
 JSI  
 Attn: COM Dept  
 932 Mill Street  
 Jasper, IN 47546




All COM orders will ship at standard lead time from receipt of COM except for orders requiring special custom matched finishes.

**5. Button/Reverse Diamond Detail - add \$156 list. Fabric direction on top and bottom sections run with the nap. Side sections run railroad. Ex: stripes run vertical on top and bottom sections and horizontal on side sections.**



Description	① Model	Specifications			List Price Per Grade		
Guest Chair 	<b>P09030</b> · scroll arm · upholstered seat and back	Dimensions	D	W	H	COM	\$1,850
		Overall	25 ½	23	35	A	\$1,869
		Seat	17 ½	20	19	B	\$1,908
		Arm			25	COL/C	\$1,975
		Upholstery	Shipping		D	\$2,062	
		COM Ydg	2	Ctn Wt	26	E	\$2,148
		COL Sq Ft	36	Cu Ft	14	F	\$2,239
						G	\$2,369
						H	\$2,506
						I	\$2,724
				J	\$2,983		
				L1	\$2,396		
				L2	\$2,533		

Description	① Model	Specifications			List Price Per Grade		
Guest Chair 	<b>P09050</b> · armless · upholstered seat and back	Dimensions	D	W	H	COM	\$1,870
		Overall	25 ½	22 ½	35	A	\$1,891
		Seat	17 ½	20	19	B	\$1,928
		Arm				COL/C	\$1,997
		Upholstery	Shipping		D	\$2,083	
		COM Ydg	2	Ctn Wt	26	E	\$2,169
		COL Sq Ft	36	Cu Ft	14	F	\$2,261
						G	\$2,389
						H	\$2,528
						I	\$2,746
				J	\$3,004		
				L1	\$2,416		
				L2	\$2,555		

PORTRAIT

**To Order, Specify:**

- ① Model Number
- ② Wood Species - Maple (M)
- ③ Wood Finish
- ④ Fabric Selection - vendor, pattern and color
- ⑤ Button/Re verse Diamond Detail - add \$156 list

**③ Wood Finish/Color Options:**

- |       |                            |     |                            |
|-------|----------------------------|-----|----------------------------|
| Maple |                            | CGR | Graphite Coordinate        |
| CAG   | Aged Ash Coordinate        | HRV | Harvest                    |
| ALE   | Ale                        | CHL | High Line Coordinate       |
| AUB   | Auburn                     | CKC | Khaki Coordinate           |
| BRL   | Barley                     | LGC | Legacy                     |
| CBE   | Blonde Echo Coordinate     | MCH | Mocha                      |
| BBN   | Bourbon                    | NTO | Night Owl                  |
| CBZ   | Brazilwood Coordinate      | COA | Oatmeal Cook Coordinate    |
| BRG   | Brighton                   | CPI | Pinnacle Walnut Coordinate |
| BUT   | Butterscotch               | PRL | Praline                    |
| CIN   | Cinnamon                   | SAF | Saffron                    |
| CLA   | Classic                    | SIE | Sienna                     |
| CCF   | Coffee Coordinate          | CST | Studio Teak Coordinate     |
| CLL   | Collectors                 | TOF | Toffee                     |
| CCR   | Cremello Coordinate        | TRF | Truffle                    |
| EAR   | Earthy                     | VEN | Venetian                   |
| ESP   | Espresso                   | CVI | Vintage Coordinate         |
| FLX   | Flax                       | CWH | Walnut Heights Coordinate  |
| CFL   | Florence Walnut Coordinate | CWE | Weathered Ash Coordinate   |
| CFO   | Fossil Coordinate          |     |                            |

**Specifications**

- Wood species - Maple.
- Seat has synthetic sheet webbing with high resiliency seat polyurethane foam and Dacron® wrap.
- Back has polypropylene webbing and polyurethane foam with Dacron® wrap.
- Hardwood interior is hardwood joined with dowels.

④ See a selection of graded in fabric manufacturers and patterns on pages 20-28 Contact Customer Service for additional fabric options.

# Portrait Lounge Order Check List:



**Specify:**

- 1. Model Number
- 2. Wood Species - Maple (M)
- 3. Wood Finish
- 4. Fabric Selection - vendor, pattern and color
- 5. Button/Reverse Diamond Detail - Add \$156 list for single seat unit, \$201 list for two seat unit and \$332 list for three seat unit

**Example:**

PO9060 | M | AUB | MOMENTUM | VOX | MYSTIC  
 (model #) | (wood species) | (finish) | (fabric vendor) | (pattern name) | (pattern color)

**1. Model Number**

**2. Wood Species - Maple (M)**

**3. Wood Finish Options:**

CAG Aged Ash Coordinate	CGR Graphite Coordinate
ALE Ale	HRV Harvest
AUB Auburn	CHL High Line Coordinate
BRL Barley	CKC Khaki Coordinate
CBE Blonde Echo Coordinate	LGC Legacy
BBN Bourbon	MCH Mocha
CBZ Brazilwood Coordinate	NTO Night Owl
BRG Brighton	COA Oatmeal Cookie Coordinate
BUT Butterscotch	CPI Pinnacle Walnut Coordinate
CIN Cinnamon	PRL Praline
CLA Classic	SAF Saffron
CCF Coffee Coordinate	SIE Sienna
CLL Collectors	CST Studio Teak Coordinate
CCR Cremello Coordinate	TOF Toffee
EAR Earthy	TRF Truffle
ESP Espresso	VEN Venetian
FLX Flax	CVI Vintage Coordinate
CFL Florence Walnut Coordinate	CWH Walnut Heights Coordinate
CFO Fossil Coordinate	CWE Weathered Ash Coordinate

**4. Fabric Selection - Please supply the following:**

- Fabric vendor
- Pattern name
- Pattern color

[For a complete list of JSI Graded-In Fabric click here](#)

When specifying contrasting upholstery, indicate clearly which upholstery is to be applied to the seat, back and arms. Use higher grade pricing.

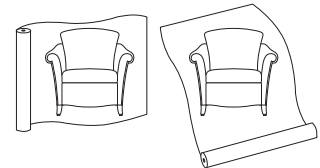
- Indicate direction of fabric - Railroaded or Up the Roll
- Please provide illustration, if available

**All COM orders must include the following:**

- Vendor's name, pattern name and color
- Sample of the fabric attached to order
- Model numbers of items for fabric application
- Special application instructions (e.g., all stripes will be applied front to back unless specified otherwise)
- Customer and purchase order number

Ship prepaid COM material to:  
 JSI  
 Attn: COM Dept  
 932 Mill Street  
 Jasper, IN 47546




Application of fabric:  
 Railroaded      Up the Roll




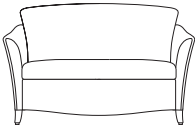
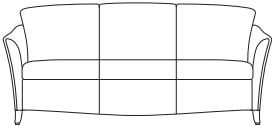
All COM orders will ship at standard lead time from receipt of COM except for orders requiring special custom matched finishes.

**5. Button/Reverse Diamond Detail - add \$156 list for single seat unit, \$201 list for two seat unit and \$332 list for three seat unit. Fabric direction on top and bottom sections run with the nap. Side sections run railroad. Ex: stripes run vertical on top and bottom sections and horizontal on side sections.**



Description	Model	Specifications				List Price Per Grade	
<b>Single Seat</b> 	<b>P09060</b> · scroll arms	<b>Dimensions</b>				<b>COM</b> \$2,529 <b>A</b> \$2,597 <b>B</b> \$2,733 <b>COL/C</b> \$2,967 <b>D</b> \$3,270 <b>E</b> \$3,572 <b>F</b> \$3,892 <b>G</b> \$4,345 <b>H</b> \$4,829 <b>I</b> \$5,587 <b>J</b> \$6,495 <b>L1</b> \$4,679 <b>L2</b> \$5,223	
		<b>D</b>	<b>W</b>	<b>H</b>			
		Overall	31 ½	33 ½	35 ½		
		Seat	19 ½	23	19 ½		
		Arm			24 ½		
		<b>Upholstery</b>		<b>Shipping</b>			
		COM Ydg	6 ½	Ctn Wt	61		
COL Sq Ft	130	Cu Ft	25				
<b>Two Seat</b> 	<b>P09070</b> · scroll arms	<b>Dimensions</b>				<b>COM</b> \$3,521 <b>A</b> \$3,608 <b>B</b> \$3,781 <b>COL/C</b> \$4,084 <b>D</b> \$4,473 <b>E</b> \$4,862 <b>F</b> \$5,272 <b>G</b> \$5,856 <b>H</b> \$6,479 <b>I</b> \$7,452 <b>J</b> \$8,618 <b>L1</b> \$6,753 <b>L2</b> \$7,568	
		<b>D</b>	<b>W</b>	<b>H</b>			
		Overall	31 ½	55	35		
		Seat	19 ½	43	19 ½		
		Arm			24 ½		
		<b>Upholstery</b>		<b>Shipping</b>			
		COM Ydg	8	Ctn Wt	120		
COL Sq Ft	160	Cu Ft	40				
<b>Three Seat</b> 	<b>P09080</b> · scroll arms	<b>Dimensions</b>				<b>COM</b> \$4,395 <b>A</b> \$4,511 <b>B</b> \$4,742 <b>COL/C</b> \$5,144 <b>D</b> \$5,663 <b>E</b> \$6,183 <b>F</b> \$6,730 <b>G</b> \$7,509 <b>H</b> \$8,338 <b>I</b> \$9,636 <b>J</b> \$11,192 <b>L1</b> \$8,701 <b>L2</b> \$9,791	
		<b>D</b>	<b>W</b>	<b>H</b>			
		Overall	31 ½	76 ¾	35 ½		
		Seat	19 ½	64 ¾	19 ½		
		Arm			24 ½		
		<b>Upholstery</b>		<b>Shipping</b>			
		COM Ydg	10 ½	Ctn Wt	140		
COL Sq Ft	210	Cu Ft	56				

PORTRAIT

Description	1 Model	Specifications				List Price Per Grade	
Single Seat 	<b>P09065</b> · regency arms	<b>Dimensions</b>	<b>D</b>	<b>W</b>	<b>H</b>	<b>COM</b>	\$2,529
		Overall	31 1/2	30 1/2	35	A	\$2,597
		Seat	19 1/2	23	19 1/2	B	\$2,733
		Arm			24 1/2	COL/C	\$2,967
		<b>Upholstery</b>	<b>Shipping</b>			D	\$3,270
		COM Ydg	6 1/2	Ctn Wt	61	E	\$3,572
		COL Sq Ft	130	Cu Ft	23	F	\$3,892
						G	\$4,345
						H	\$4,829
						I	\$5,587
						J	\$6,495
						L1	\$4,679
						L2	\$5,223
Two Seat 	<b>P09075</b> · regency arms	<b>Dimensions</b>	<b>D</b>	<b>W</b>	<b>H</b>	<b>COM</b>	\$3,355
		Overall	31 1/2	57	35	A	\$3,443
		Seat	19 1/2	43	19 1/2	B	\$3,615
		Arm			24 1/2	COL/C	\$3,918
		<b>Upholstery</b>	<b>Shipping</b>			D	\$4,307
		COM Ydg	8	Ctn Wt	120	E	\$4,697
		COL Sq Ft	160	Cu Ft	42	F	\$5,107
						G	\$5,690
						H	\$6,313
						I	\$7,286
						J	\$8,453
						L1	\$6,586
						L2	\$7,402
Three Seat 	<b>P09085</b> · regency arms	<b>Dimensions</b>	<b>D</b>	<b>W</b>	<b>H</b>	<b>COM</b>	\$4,219
		Overall	31 1/2	78 3/4	35	A	\$4,335
		Seat	19 1/2	64 3/4	19 1/2	B	\$4,565
		Arm			24 1/2	COL/C	\$4,968
		<b>Upholstery</b>	<b>Shipping</b>			D	\$5,488
		COM Ydg	10 1/2	Ctn Wt	140	E	\$6,007
		COL Sq Ft	210	Cu Ft	57	F	\$6,554
						G	\$7,333
						H	\$8,164
						I	\$9,460
						J	\$11,018
						L1	\$8,526
						L2	\$9,615

**To Order, Specify:**

- 1 Model Number
- 2 Wood Species - Maple (M)
- 3 Wood Finish
- 4 Fabric Selection - vendor, pattern and color
- 5 Button/Reverse Diamond Detail - add \$156 list for single seat unit, \$201 list for two seat unit and \$332 list for three seat unit.

**3 Wood Finish/Color Options:**

Maple	
CAG Aged Ash Coordinate	CGR Graphite Coordinate
ALE Ale	HRV Harvest
AUB Auburn	CHL High Line Coordinate
BRL Barley	CKC Khaki Coordinate
CBE Blonde Echo Coordinate	LGC Legacy
BBN Bourbon	MCH Mocha
CBZ Brazilwood Coordinate	NTO Night Owl
BRG Brighton	COA Oatmeal Cook Coordinate
BUT Butterscotch	CPI Pinnacle Walnut Coordinate
CIN Cinnamon	PRL Praline
CLA Classic	SAF Saffron
CCF Coffee Coordinate	SIE Sienna
CLL Collectors	CST Studio Teak Coordinate
CCR Cremello Coordinate	TOF Toffee
EAR Earthy	TRF Truffle
ESP Espresso	VEN Venetian
FLX Flax	CVI Vintage Coordinate
CFL Florence Walnut Coordinate	CWH Walnut Heights Coordinate
CFO Fossil Coordinate	CWE Weathered Ash Coordinate

- 4 See a selection of graded in fabric manufacturers and patterns on pages 20-28 Contact Customer Service for additional fabric options.

**Specifications**

- Leg wood species - Maple.
- Fully upholstered.
- Seat has synthetic sheet webbing with high resiliency seat polyurethane foam and Dacron® wrap.
- Frame interior is hardwood joined with double dowels reinforced with wood screws.
- Back has polypropylene webbing and polyurethane foam with Dacron® wrap.
- Arm is foam wrap with Dacron.