

## Proxy Order Check List:



**Specify:**

- 1. Model Number
- 2. Fabric Selection - vendor, pattern and color
- 3. Knit Back Color Selection (knit back models only)
- 4. Optional Aluminum Base - add \$128 list,
- 5. Optional Premium Polished Trim Grey Dual Wheel Soft Urethane Caster - add \$377 list
- 6. Optional Aluminum Cantilever Arm - Black Cap add \$140 list, Grey Cap add \$173 list (cantilever arm models only)
- 7. Optional Seat Depth Slide - add \$49 list (synchro tilt models only)
- 8. Optional Metal Handle - Matte Black (MBK) add \$69 list, Nearly Chrome (NCH) add \$90 list
- 9. Optional Back Zipper Detail - add \$86 list (upholstered back models only)
- 10. Optional Conference Preset Height Cylinder - add \$35 list (swivel tilt chair models only)

**Example:**

<b>PX810T</b> (model #)	<b>MOMENTUM</b> (fabric vendor)	<b>VOX</b> (pattern name)	<b>MYSTIC</b> (pattern color)	<b>WR</b> (knit color)
----------------------------	------------------------------------	------------------------------	----------------------------------	---------------------------

**1. Model Number**

**2. Fabric Selection - Please supply the following:**  
Fabric vendor/Pattern name/Pattern color


[For a complete list of JSI Standard and Graded-In Textiles click here](#)

- When specifying contrasting upholstery, indicate clearly which upholstery is to be applied to the seat, back and arms. Use higher grade pricing.
- Indicate direction of fabric - Railroaded or Up the Roll
- Please provide illustration, if available.

**All COM orders must include the following:**

- Vendor's name, pattern name and color
- Sample of the fabric attached to order
- Model numbers of items for fabric application
- Special application instructions (e.g., all stripes will be applied front to back unless specified otherwise)
- Customer and purchase order number

Ship prepaid COM material to:  
 JSI  
 Attn: COM Dept  
 201 East Martin Street  
 Receiving B, Dock 71  
 Orleans, IN 47452



All COM orders will ship at standard lead time from receipt of COM.

**3. Knit Back Color Selection:**

BA	Barely Blue	RR	Rockin' Red
DA	Dancing Silver	SB	Sandy Beige
JB	Jet Black	WR	White River

**4. Optional Aluminum Base - add \$128 list**



**5. Optional Premium Polished Trim Grey Dual Wheel Soft Urethane Caster - add \$377 list**



**6. Optional Aluminum Cantilever Arm - Black Cap add \$140 list, Grey Cap add \$173 list (cantilever arm models only)**



**7. Optional Seat Depth Slide - add \$49 list (synchro tilt models only)**

**8. Optional Metal Handle - Matte Black (MBK) add \$69 list or Nearly Chrome (NCH) add \$90 list**






**9. Back Zipper Detail - add \$86 list (upholstered back models only)**




**10. Optional Conference Preset Height Cylinder - add \$35 list (swivel tilt chair models only)**



Description	Model	Specifications	List Price Per Grade																			
Mid Back 	<b>PX800</b> · knit back · armless · swivel tilt · black polyurethane base · overall height range is 40 - 45 ¾ · seat height range is 17 ¼ - 22 ½	<table border="1"> <thead> <tr> <th>Dimensions</th> <th>D</th> <th>W</th> <th>H</th> </tr> </thead> <tbody> <tr> <td>Overall</td> <td>28 ½</td> <td>28 ½</td> <td>45 ¾</td> </tr> <tr> <td>Seat</td> <td>16 ⅝</td> <td>20 ¾</td> <td>17 ¼</td> </tr> </tbody> </table>	Dimensions	D	W	H	Overall	28 ½	28 ½	45 ¾	Seat	16 ⅝	20 ¾	17 ¼	COM \$1,110 A \$1,117 B \$1,129 COL/C \$1,150 D \$1,178 E \$1,201 F \$1,242 G \$1,286 H \$1,323 I \$1,390 J \$1,469 L1 \$1,224 L2 \$1,259							
		Dimensions	D	W	H																	
		Overall	28 ½	28 ½	45 ¾																	
		Seat	16 ⅝	20 ¾	17 ¼																	
		<table border="1"> <thead> <tr> <th>Upholstery</th> <th colspan="3">Shipping</th> </tr> </thead> <tbody> <tr> <td>COM Ydg</td> <td>¾</td> <td>Ctn Wt</td> <td>41</td> </tr> <tr> <td>COL Sq Ft</td> <td>15</td> <td>Cu Ft</td> <td>20</td> </tr> </tbody> </table>	Upholstery	Shipping			COM Ydg	¾	Ctn Wt	41	COL Sq Ft	15	Cu Ft	20								
		Upholstery	Shipping																			
		COM Ydg	¾	Ctn Wt	41																	
		COL Sq Ft	15	Cu Ft	20																	
		Mid Back 	<b>PX800L</b> · knit back · arm · swivel tilt · black urethane loop arms · black polyurethane base · overall height range is 40 - 45 ¾ · seat height range is 17 ¼ - 22 ½	<table border="1"> <thead> <tr> <th>Dimensions</th> <th>D</th> <th>W</th> <th>H</th> </tr> </thead> <tbody> <tr> <td>Overall</td> <td>28 ½</td> <td>28 ½</td> <td>45 ¾</td> </tr> <tr> <td>Seat</td> <td>16 ⅝</td> <td>20 ¾</td> <td>17 ¼</td> </tr> <tr> <td>Arm</td> <td></td> <td></td> <td>31 ½</td> </tr> </tbody> </table>	Dimensions	D	W	H	Overall	28 ½	28 ½	45 ¾	Seat	16 ⅝		20 ¾	17 ¼	Arm			31 ½	COM \$1,278 A \$1,285 B \$1,297 COL/C \$1,318 D \$1,346 E \$1,369 F \$1,410 G \$1,454 H \$1,491 I \$1,558 J \$1,637 L1 \$1,392 L2 \$1,427
				Dimensions	D	W	H															
Overall	28 ½			28 ½	45 ¾																	
Seat	16 ⅝			20 ¾	17 ¼																	
Arm					31 ½																	
<table border="1"> <thead> <tr> <th>Upholstery</th> <th colspan="3">Shipping</th> </tr> </thead> <tbody> <tr> <td>COM Ydg</td> <td>¾</td> <td>Ctn Wt</td> <td>46</td> </tr> <tr> <td>COL Sq Ft</td> <td>15</td> <td>Cu Ft</td> <td>20</td> </tr> </tbody> </table>	Upholstery			Shipping			COM Ydg	¾	Ctn Wt	46	COL Sq Ft	15	Cu Ft	20								
Upholstery	Shipping																					
COM Ydg	¾			Ctn Wt	46																	
COL Sq Ft	15			Cu Ft	20																	
Mid Back 	<b>PX800S</b> · knit back · arm · swivel tilt · adjustable black urethane, slim profile T arm · black polyurethane base · overall height range is 40 - 45 ¾ · seat height range is 17 ¼ - 22 ½			<table border="1"> <thead> <tr> <th>Dimensions</th> <th>D</th> <th>W</th> <th>H</th> </tr> </thead> <tbody> <tr> <td>Overall</td> <td>28 ½</td> <td>28 ½</td> <td>45 ¾</td> </tr> <tr> <td>Seat</td> <td>16 ⅝</td> <td>20 ¾</td> <td>17 ¼</td> </tr> <tr> <td>Arm</td> <td></td> <td></td> <td>33 ¾</td> </tr> </tbody> </table>	Dimensions	D	W	H	Overall	28 ½	28 ½	45 ¾	Seat	16 ⅝	20 ¾	17 ¼	Arm			33 ¾	COM \$1,342 A \$1,349 B \$1,361 COL/C \$1,382 D \$1,410 E \$1,433 F \$1,474 G \$1,518 H \$1,555 I \$1,622 J \$1,701 L1 \$1,456 L2 \$1,491	
		Dimensions	D	W	H																	
		Overall	28 ½	28 ½	45 ¾																	
		Seat	16 ⅝	20 ¾	17 ¼																	
		Arm			33 ¾																	
		<table border="1"> <thead> <tr> <th>Upholstery</th> <th colspan="3">Shipping</th> </tr> </thead> <tbody> <tr> <td>COM Ydg</td> <td>¾</td> <td>Ctn Wt</td> <td>47</td> </tr> <tr> <td>COL Sq Ft</td> <td>15</td> <td>Cu Ft</td> <td>20</td> </tr> </tbody> </table>	Upholstery	Shipping			COM Ydg	¾	Ctn Wt	47	COL Sq Ft	15	Cu Ft	20								
		Upholstery	Shipping																			
		COM Ydg	¾	Ctn Wt	47																	
		COL Sq Ft	15	Cu Ft	20																	

PROXY


Description	1 Model	Specifications				List Price Per Grade	
Mid Back  	<b>PX800C</b> <ul style="list-style-type: none"> <li>· knit back</li> <li>· arm</li> <li>· swivel tilt</li> <li>· black urethane cantilever arm</li> <li>· black polyurethane base</li> <li>· overall height range is 40 - 45 ¾</li> <li>· seat height range is 17 ¼ - 22 ½</li> <li>· arm height range is 26 ½ - 31 ¾</li> </ul>	<b>Dimensions</b>	<b>D</b>	<b>W</b>	<b>H</b>	<b>COM</b>	\$1,314
		Overall	28 ½	28 ½	45 ¾	A	\$1,321
		Seat	16 ¾	20 ¾	17 ¼	B	\$1,333
		Arm			31 ¾	COL/C	\$1,354
		<b>Upholstery</b>	<b>Shipping</b>			D	\$1,382
		COM Ydg	¾	Ctn Wt	46	E	\$1,405
		COL Sq Ft	15	Cu Ft	20	F	\$1,446
						G	\$1,490
						H	\$1,527
						I	\$1,594
						J	\$1,673
						L1	\$1,428
						L2	\$1,463


**To Order, Specify:**


- 1 Model Number
- 2 Seat Fabric Selection - vendor, pattern and color  
Visit [www.jsifurniture.com/finishes-and-materials/textiles](http://www.jsifurniture.com/finishes-and-materials/textiles) for our textiles program.  
See selection of standard and graded in manufacturers and patterns.
- 3 Knit Back Color Selection
- 4 Optional Aluminum Base - add \$128 list
- 5 Optional Premium Polished Trim Grey Dual Wheel  
Soft Urethane Caster add \$377 list
- 6 Optional Aluminum Cantilever Arm - Black Cap add \$140 list,  
Grey Cap add \$173 (cantilever arm models only)
- 7 Optional Metal Handle - Matte Black (MBK) add \$69 list,  
Nearly Chrome (NCH) add \$90 list
- 8 Optional Conference Preset Height Cylinder - add \$35 list (swivel tilt chairs only)


**Specifications**

- Knit back with molded plywood seat.
- Seat has 2 ½" high density polyurethane foam.
- Knit back conforms to shape for optimal comfort.
- Swivel tilt models are standard with 20 degree tilt, lock, pneumatic lift, tension adjustment.
- Polyurethane base, glass reinforced nylon/5-prong/grip ring caster insertion.
- All models standard with 60 mm dual wheel non-hooded black nylon plastic casters.

Description	Model	Specifications	List Price Per Grade																																						
<b>Mid Back</b> 	<b>PX810</b> · knit back · armless · synchro tilt · black polyurethane base · overall height range is 41 ½ - 47 ¼ · seat height range is 18 ¾ - 24	<table border="1"> <thead> <tr> <th>Dimensions</th> <th>D</th> <th>W</th> <th>H</th> </tr> </thead> <tbody> <tr> <td>Overall</td> <td>28 ½</td> <td>28 ½</td> <td>47 ¼</td> </tr> <tr> <td>Seat</td> <td>16 ⅝</td> <td>20 ¾</td> <td>18 ¾</td> </tr> </tbody> </table>	Dimensions	D	W	H	Overall	28 ½	28 ½	47 ¼	Seat	16 ⅝	20 ¾	18 ¾	<table border="1"> <tbody> <tr> <td>COM</td> <td>\$1,208</td> </tr> <tr> <td>A</td> <td>\$1,215</td> </tr> <tr> <td>B</td> <td>\$1,227</td> </tr> <tr> <td>COL/C</td> <td>\$1,248</td> </tr> <tr> <td>D</td> <td>\$1,276</td> </tr> <tr> <td>E</td> <td>\$1,299</td> </tr> <tr> <td>F</td> <td>\$1,340</td> </tr> <tr> <td>G</td> <td>\$1,384</td> </tr> <tr> <td>H</td> <td>\$1,421</td> </tr> <tr> <td>I</td> <td>\$1,488</td> </tr> <tr> <td>J</td> <td>\$1,567</td> </tr> <tr> <td>L1</td> <td>\$1,322</td> </tr> <tr> <td>L2</td> <td>\$1,357</td> </tr> </tbody> </table>	COM	\$1,208	A	\$1,215	B	\$1,227	COL/C	\$1,248	D	\$1,276	E	\$1,299	F	\$1,340	G	\$1,384	H	\$1,421	I	\$1,488	J	\$1,567	L1	\$1,322	L2	\$1,357
		Dimensions	D	W	H																																				
		Overall	28 ½	28 ½	47 ¼																																				
		Seat	16 ⅝	20 ¾	18 ¾																																				
		COM	\$1,208																																						
		A	\$1,215																																						
		B	\$1,227																																						
		COL/C	\$1,248																																						
		D	\$1,276																																						
		E	\$1,299																																						
F	\$1,340																																								
G	\$1,384																																								
H	\$1,421																																								
I	\$1,488																																								
J	\$1,567																																								
L1	\$1,322																																								
L2	\$1,357																																								
<table border="1"> <thead> <tr> <th>Upholstery</th> <th>Shipping</th> </tr> </thead> <tbody> <tr> <td>COM Ydg</td> <td>¾</td> </tr> <tr> <td>Ctn Wt</td> <td>46</td> </tr> <tr> <td>COL Sq Ft</td> <td>15</td> </tr> <tr> <td>Cu Ft</td> <td>20</td> </tr> </tbody> </table>	Upholstery	Shipping	COM Ydg	¾	Ctn Wt	46	COL Sq Ft	15	Cu Ft	20																															
Upholstery	Shipping																																								
COM Ydg	¾																																								
Ctn Wt	46																																								
COL Sq Ft	15																																								
Cu Ft	20																																								

<b>Mid Back</b> 	<b>PX810L</b> · knit back · arm · synchro tilt · black urethane loop arms · black polyurethane base · overall height range is 41 ½ - 47 ¼ · seat height range is 18 ¾ - 24 · arm height range is 27 ¾ - 33	<table border="1"> <thead> <tr> <th>Dimensions</th> <th>D</th> <th>W</th> <th>H</th> </tr> </thead> <tbody> <tr> <td>Overall</td> <td>28 ½</td> <td>28 ½</td> <td>47 ¼</td> </tr> <tr> <td>Seat</td> <td>16 ⅝</td> <td>20 ¾</td> <td>18 ¾</td> </tr> <tr> <td>Arm</td> <td></td> <td></td> <td>33</td> </tr> </tbody> </table>	Dimensions	D	W	H	Overall	28 ½	28 ½	47 ¼	Seat	16 ⅝	20 ¾	18 ¾	Arm			33	<table border="1"> <tbody> <tr> <td>COM</td> <td>\$1,375</td> </tr> <tr> <td>A</td> <td>\$1,382</td> </tr> <tr> <td>B</td> <td>\$1,394</td> </tr> <tr> <td>COL/C</td> <td>\$1,415</td> </tr> <tr> <td>D</td> <td>\$1,443</td> </tr> <tr> <td>E</td> <td>\$1,466</td> </tr> <tr> <td>F</td> <td>\$1,507</td> </tr> <tr> <td>G</td> <td>\$1,551</td> </tr> <tr> <td>H</td> <td>\$1,588</td> </tr> <tr> <td>I</td> <td>\$1,655</td> </tr> <tr> <td>J</td> <td>\$1,734</td> </tr> <tr> <td>L1</td> <td>\$1,489</td> </tr> <tr> <td>L2</td> <td>\$1,524</td> </tr> </tbody> </table>	COM	\$1,375	A	\$1,382	B	\$1,394	COL/C	\$1,415	D	\$1,443	E	\$1,466	F	\$1,507	G	\$1,551	H	\$1,588	I	\$1,655	J	\$1,734	L1	\$1,489	L2	\$1,524
		Dimensions	D	W	H																																								
		Overall	28 ½	28 ½	47 ¼																																								
		Seat	16 ⅝	20 ¾	18 ¾																																								
		Arm			33																																								
		COM	\$1,375																																										
		A	\$1,382																																										
		B	\$1,394																																										
		COL/C	\$1,415																																										
		D	\$1,443																																										
E	\$1,466																																												
F	\$1,507																																												
G	\$1,551																																												
H	\$1,588																																												
I	\$1,655																																												
J	\$1,734																																												
L1	\$1,489																																												
L2	\$1,524																																												
<table border="1"> <thead> <tr> <th>Upholstery</th> <th>Shipping</th> </tr> </thead> <tbody> <tr> <td>COM Ydg</td> <td>¾</td> </tr> <tr> <td>Ctn Wt</td> <td>51</td> </tr> <tr> <td>COL Sq Ft</td> <td>15</td> </tr> <tr> <td>Cu Ft</td> <td>20</td> </tr> </tbody> </table>	Upholstery	Shipping	COM Ydg	¾	Ctn Wt	51	COL Sq Ft	15	Cu Ft	20																																			
Upholstery	Shipping																																												
COM Ydg	¾																																												
Ctn Wt	51																																												
COL Sq Ft	15																																												
Cu Ft	20																																												

<b>Mid Back</b> 	<b>PX810S</b> · knit back · arm · synchro tilt · adjustable black urethane, slim profile T arm · black polyurethane base · overall height range is 41 ½ - 47 ¼ · seat height range is 18 ¾ - 24	<table border="1"> <thead> <tr> <th>Dimensions</th> <th>D</th> <th>W</th> <th>H</th> </tr> </thead> <tbody> <tr> <td>Overall</td> <td>28 ½</td> <td>28 ½</td> <td>47 ¼</td> </tr> <tr> <td>Seat</td> <td>16 ⅝</td> <td>20 ¾</td> <td>18 ¾</td> </tr> <tr> <td>Arm</td> <td></td> <td></td> <td>35</td> </tr> </tbody> </table>	Dimensions	D	W	H	Overall	28 ½	28 ½	47 ¼	Seat	16 ⅝	20 ¾	18 ¾	Arm			35	<table border="1"> <tbody> <tr> <td>COM</td> <td>\$1,441</td> </tr> <tr> <td>A</td> <td>\$1,448</td> </tr> <tr> <td>B</td> <td>\$1,460</td> </tr> <tr> <td>COL/C</td> <td>\$1,481</td> </tr> <tr> <td>D</td> <td>\$1,509</td> </tr> <tr> <td>E</td> <td>\$1,532</td> </tr> <tr> <td>F</td> <td>\$1,573</td> </tr> <tr> <td>G</td> <td>\$1,617</td> </tr> <tr> <td>H</td> <td>\$1,654</td> </tr> <tr> <td>I</td> <td>\$1,721</td> </tr> <tr> <td>J</td> <td>\$1,800</td> </tr> <tr> <td>L1</td> <td>\$1,555</td> </tr> <tr> <td>L2</td> <td>\$1,590</td> </tr> </tbody> </table>	COM	\$1,441	A	\$1,448	B	\$1,460	COL/C	\$1,481	D	\$1,509	E	\$1,532	F	\$1,573	G	\$1,617	H	\$1,654	I	\$1,721	J	\$1,800	L1	\$1,555	L2	\$1,590
		Dimensions	D	W	H																																								
		Overall	28 ½	28 ½	47 ¼																																								
		Seat	16 ⅝	20 ¾	18 ¾																																								
		Arm			35																																								
		COM	\$1,441																																										
		A	\$1,448																																										
		B	\$1,460																																										
		COL/C	\$1,481																																										
		D	\$1,509																																										
E	\$1,532																																												
F	\$1,573																																												
G	\$1,617																																												
H	\$1,654																																												
I	\$1,721																																												
J	\$1,800																																												
L1	\$1,555																																												
L2	\$1,590																																												
<table border="1"> <thead> <tr> <th>Upholstery</th> <th>Shipping</th> </tr> </thead> <tbody> <tr> <td>COM Ydg</td> <td>¾</td> </tr> <tr> <td>Ctn Wt</td> <td>52</td> </tr> <tr> <td>COL Sq Ft</td> <td>15</td> </tr> <tr> <td>Cu Ft</td> <td>20</td> </tr> </tbody> </table>	Upholstery	Shipping	COM Ydg	¾	Ctn Wt	52	COL Sq Ft	15	Cu Ft	20																																			
Upholstery	Shipping																																												
COM Ydg	¾																																												
Ctn Wt	52																																												
COL Sq Ft	15																																												
Cu Ft	20																																												

Description	① Model	Specifications				List Price Per Grade	
Mid Back  	<b>PX810C</b> • knit back • arm • synchro tilt • black urethane cantilever arm • black polyurethane base • overall height range is 41 ½ - 47 ¼ • seat height range is 18 ¾ - 24 • arm height range is 27 ⅝ - 32 ⅞	<b>Dimensions</b>	<b>D</b>	<b>W</b>	<b>H</b>	<b>COM</b>	\$1,412
		Overall	28 ½	28 ½	47 ¼	<b>A</b>	\$1,419
		Seat	16 ⅝	20 ¾	18 ¾	<b>B</b>	\$1,431
		Arm			32 ⅞	<b>COL/C</b>	\$1,452
		<b>Upholstery</b>	<b>Shipping</b>			<b>D</b>	\$1,480
		COM Ydg	¾	Ctn Wt	51	<b>E</b>	\$1,503
		COL Sq Ft	15	Cu Ft	20	<b>F</b>	\$1,544
						<b>G</b>	\$1,588
						<b>H</b>	\$1,625
						<b>I</b>	\$1,692
				<b>J</b>	\$1,771		
				<b>L1</b>	\$1,526		
				<b>L2</b>	\$1,561		

**To Order, Specify:**

- ① Model Number
- ② Seat Fabric Selection - vendor, pattern and color  
Visit [www.jsifurniture.com/finishes-and-materials/textiles](http://www.jsifurniture.com/finishes-and-materials/textiles) for our textiles program.  
See selection of standard and graded in manufacturers and patterns.
- ③ Knit Back Color Selection
- ④ Optional Aluminum Base - add \$128 list
- ⑤ Optional Premium Polished Trim Grey Dual Wheel  
Soft Urethane Caster add \$377 list
- ⑥ Optional Aluminum Cantilever Arm - Black Cap add \$140 list,  
Grey Cap add \$173 (cantilever arm models only)
- ⑦ Optional Seat Depth Slide - add \$49 list (synchro tilt models only)
- ⑧ Optional Metal Handle - Matte Black (MBK) add \$69 list,  
Nearly Chrome (NCH) add \$90 list

**Specifications**

- Knit back with molded plywood seat.
- Seat has 2 ½" high density polyurethane foam.
- Knit back conforms to shape for optimal comfort.
- Synchro models are standard with synchronized independent seat and back recline, lock, pneumatic lift, tensions adjustment.
- Polyurethane base, glass reinforced nylon/5-prong/grip ring caster insertion.
- All models standard with 60 mm dual wheel non-hooded black nylon plastic casters.

Description

1 Model

Specifications

List Price Per Grade

Mid Back Sit-to-Stand



**PX805**

- knit back
- armless
- swivel limited tilt
- black polyurethane base
- overall height range is 42 ¾ - 50 ¼
- seat height range is 20 - 27 ½

Dimensions	D	W	H
Overall	29 ½	29 ½	50 ¾
Seat	16 ⅝	20 ¾	20
Upholstery		Shipping	
COM Ydg	¾	Ctn Wt	50
COL Sq Ft	15	Cu Ft	25

COM	\$1,426
A	\$1,433
B	\$1,445
COL/C	\$1,466
D	\$1,494
E	\$1,517
F	\$1,558
G	\$1,602
H	\$1,639
I	\$1,706
J	\$1,785
L1	\$1,540
L2	\$1,575

Mid Back Sit-to-Stand



**PX805L**

- knit back
- arm
- swivel limited tilt
- black urethane loop arms
- black polyurethane base
- overall height range is 42 ¾ - 50 ¼
- seat height range is 20 - 27 ½
- arm height range is 29 - 34 ¼

Dimensions	D	W	H
Overall	29 ½	29 ½	50 ¾
Seat	16 ⅝	20 ¾	20
Arm			34 ¼
Upholstery		Shipping	
COM Ydg	¾	Ctn Wt	55
COL Sq Ft	15	Cu Ft	25

COM	\$1,591
A	\$1,598
B	\$1,610
COL/C	\$1,631
D	\$1,659
E	\$1,682
F	\$1,723
G	\$1,767
H	\$1,804
I	\$1,871
J	\$1,950
L1	\$1,705
L2	\$1,740

Mid Back Sit-to-Stand




**PX805S**

- knit back
- arm
- swivel limited tilt
- adjustable black urethane, slim profile T arm
- black polyurethane base
- overall height range is 42 ¾ - 50 ¼
- seat height range is 20 - 27 ½
- arm height range is 27 ⅞ - 36 ½

Dimensions	D	W	H
Overall	29 ½	29 ½	50 ¾
Seat	16 ⅝	20 ¾	20
Arm			36
Upholstery		Shipping	
COM Ydg	¾	Ctn Wt	56
COL Sq Ft	15	Cu Ft	25

COM	\$1,655
A	\$1,662
B	\$1,674
COL/C	\$1,695
D	\$1,723
E	\$1,746
F	\$1,787
G	\$1,831
H	\$1,868
I	\$1,935
J	\$2,014
L1	\$1,769
L2	\$1,804

PROXY

Description	1 Model	Specifications				List Price Per Grade	
<b>Mid Back Sit-to-Stand</b>  	<b>PX805C</b> · knit back · arm · swivel limited tilt · black urethane cantilever arm · black polyurethane base · overall height range is 42 ¾ - 50 ¼ · seat height range is 20 - 27 ½ · arm height range is 28 ⅞ - 34 ⅞	<b>Dimensions</b>	<b>D</b>	<b>W</b>	<b>H</b>	<b>COM</b>	\$1,632
		Overall	29 ½	29 ½	50 ¾	A	\$1,639
		Seat	16 ⅝	20 ¾	20	B	\$1,651
		Arm			34 ⅞	COL/C	\$1,672
		<b>Upholstery</b>	<b>Shipping</b>			D	\$1,700
		COM Ydg	¾	Ctn Wt	55	E	\$1,723
		COL Sq Ft	15	Cu Ft	25	F	\$1,764
						G	\$1,808
						H	\$1,845
						I	\$1,912
				J	\$1,991		
				L1	\$1,746		
				L2	\$1,781		


**To Order, Specify:**


- 1 Model Number
- 2 Seat Fabric Selection - vendor, pattern and color  
Visit [www.jsifurniture.com/finishes-and-materials/textiles](http://www.jsifurniture.com/finishes-and-materials/textiles) for our textiles program.  
See selection of standard and graded in manufacturers and patterns.
- 3 Knit Back Color Selection
- 4 Optional Aluminum Base - add \$128 list
- 5 Optional Premium Polished Trim Grey Dual Wheel  
Soft Urethane Caster add \$377 list
- 6 Optional Aluminum Cantilever Arm - Black Cap add \$140 list,  
Grey Cap add \$173 (cantilever arm models only)
- 7 Optional Metal Handle - Matte Black (MBK) add \$69 list,  
Nearly Chrome (NCH) add \$90 list


**Specifications**

- Knit back with molded plywood seat.
- Seat has 2 ½" high density polyurethane foam.
- Knit back conforms to shape for optimal comfort.
- Sit-to Stand models are standard with 10 degree tilt, lock, pneumatic lift, tension adjustment.
- Foot ring 9" from floor, reposition with adjustment knob.
- Polyurethane base, glass reinforced nylon/5-prong/grip ring caster insertion.
- All models standard with 60 mm dual wheel non-hooded black nylon plastic casters.




Description	Model	Specifications				List Price Per Grade
<b>Mid Back Stool</b> 	<b>PX808</b> · knit back · armless · swivel limited tilt · black polyurethane base · overall height range is 44 ¾ - 52 ¼ · seat height range is 22 - 29 ½	<b>Dimensions</b>	<b>D</b>	<b>W</b>	<b>H</b>	<b>COM \$1,347</b>
		Overall	28 ½	28 ½	52 ¾	<b>A \$1,354</b>
		Seat	16 ⅝	20 ¾	22	<b>B \$1,366</b>
		<b>Upholstery</b>	<b>Shipping</b>			<b>COL/C \$1,387</b>
		COM Ydg	¾	Ctn Wt	49	<b>D \$1,415</b>
		COL Sq Ft	15	Cu Ft	25	<b>E \$1,438</b>
						<b>F \$1,479</b>
						<b>G \$1,523</b>
						<b>H \$1,560</b>
						<b>I \$1,627</b>
				<b>J \$1,706</b>		
				<b>L1 \$1,461</b>		
				<b>L2 \$1,496</b>		

<b>Mid Back Stool</b> 	<b>PX808L</b> · knit back · arm · swivel limited tilt · black urethane loop arms · black polyurethane base · overall height range is 44 ¾ - 52 ¼ · seat height range is 22 - 29 ½ · arm height range is 31 - 36 ¼	<b>Dimensions</b>	<b>D</b>	<b>W</b>	<b>H</b>	<b>COM \$1,508</b>
		Overall	28 ½	28 ½	52 ¾	<b>A \$1,515</b>
		Seat	16 ⅝	20 ¾	22	<b>B \$1,527</b>
		Arm			36 ¼	<b>COL/C \$1,548</b>
		<b>Upholstery</b>	<b>Shipping</b>			<b>D \$1,576</b>
		COM Ydg	¾	Ctn Wt	54	<b>E \$1,599</b>
		COL Sq Ft	15	Cu Ft	25	<b>F \$1,640</b>
						<b>G \$1,684</b>
						<b>H \$1,721</b>
						<b>I \$1,788</b>
				<b>J \$1,867</b>		
				<b>L1 \$1,622</b>		
				<b>L2 \$1,657</b>		

<b>Mid Back Stool</b> 	<b>PX808S</b> · knit back · arm · swivel limited tilt · adjustable black urethane, slim profile T arm · black polyurethane base · overall height range is 44 ¾ - 52 ¼ · seat height range is 22 - 29 ½ · arm height range is 29 ⅞ - 38 ½	<b>Dimensions</b>	<b>D</b>	<b>W</b>	<b>H</b>	<b>COM \$1,571</b>
		Overall	28 ½	28 ½	52 ¾	<b>A \$1,578</b>
		Seat	16 ⅝	20 ¾	22	<b>B \$1,590</b>
		Arm			38	<b>COL/C \$1,611</b>
		<b>Upholstery</b>	<b>Shipping</b>			<b>D \$1,639</b>
		COM Ydg	¾	Ctn Wt	55	<b>E \$1,662</b>
		COL Sq Ft	15	Cu Ft	25	<b>F \$1,703</b>
						<b>G \$1,747</b>
						<b>H \$1,784</b>
						<b>I \$1,851</b>
				<b>J \$1,930</b>		
				<b>L1 \$1,685</b>		
				<b>L2 \$1,720</b>		

PROXY


Description	1 Model	Specifications				List Price Per Grade	
<b>Mid Back Stool</b>  	<b>PX808C</b> · knit back · arm · swivel limited tilt · black urethane cantilever arm · black polyurethane base · overall height range is 44 ¾ - 52 ¼ · seat height range is 22 - 29 ½ · arm height range is 30 ⅞ - 36 ⅞	<b>Dimensions</b>	<b>D</b>	<b>W</b>	<b>H</b>	<b>COM</b>	\$1,627
		Overall	28 ½	28 ½	52 ¾	A	\$1,634
		Seat	16 ⅝	20 ¾	22	B	\$1,646
		Arm			36 ⅞	COL/C	\$1,667
		<b>Upholstery</b>	<b>Shipping</b>			D	\$1,695
		COM Ydg	¾	Ctn Wt	54	E	\$1,718
		COL Sq Ft	15	Cu Ft	25	F	\$1,759
						G	\$1,803
						H	\$1,840
						I	\$1,907
				J	\$1,986		
				L1	\$1,741		
				L2	\$1,776		


**To Order, Specify:**


- 1 Model Number
- 2 Seat Fabric Selection - vendor, pattern and color  
Visit [www.jsifurniture.com/finishes-and-materials/textiles](http://www.jsifurniture.com/finishes-and-materials/textiles) for our textiles program.  
See selection of standard and graded in manufacturers and patterns.
- 3 Knit Back Color Selection
- 4 Optional Aluminum Base - add \$128 list
- 5 Optional Premium Polished Trim Grey Dual Wheel  
Soft Urethane Caster add \$377 list
- 6 Optional Aluminum Cantilever Arm - Black Cap add \$140 list,  
Grey Cap add \$173 (cantilever arm models only)
- 7 Optional Metal Handle - Matte Black (MBK) add \$69 list,  
Nearly Chrome (NCH) add \$90 list

**Specifications**


- Knit back with molded plywood seat.
- Seat has 2 ½" high density polyurethane foam.
- Knit back conforms to shape for optimal comfort.
- Stool models are standard with 10 degree tilt, lock, pneumatic lift, tension adjustment.
- Foot ring 13" from floor, reposition with adjustment knob.
- Polyurethane base, glass reinforced nylon/5-prong/grip ring caster insertion.
- All models standard with 60 mm dual wheel non-hooded black nylon plastic casters.

Description	Model	Specifications	List Price Per Grade
Low Back	<b>PX821</b> <ul style="list-style-type: none"> <li>· upholstered back</li> <li>· armless</li> <li>· swivel tilt</li> <li>· double stitch outer back detail</li> <li>· black polyurethane base</li> <li>· overall height range is 34 - 39 ¼</li> <li>· seat height range is 17 ¼ - 22 ½</li> </ul>	<b>Dimensions</b>	<b>D</b> <b>W</b> <b>H</b>
		Overall	28 ½      28 ½      39 ¼
		Seat	16 ⅝      20 ¾      17 ¼
		<b>Upholstery</b>	<b>Shipping</b>
		COM Ydg	2      Ctn Wt      37
		COL Sq Ft	40      Cu Ft      16
			COM \$1,252
			A \$1,269
			B \$1,301
			COL/C \$1,358
			D \$1,432
			E \$1,494
			F \$1,603
			G \$1,719
			H \$1,819
			I \$1,998
			J \$2,210
			L1 \$1,743
			L2 \$1,883

Low Back	<b>PX821L</b> <ul style="list-style-type: none"> <li>· upholstered back</li> <li>· arm</li> <li>· swivel tilt</li> <li>· black urethane loop arms</li> <li>· double stitch outer back detail</li> <li>· black polyurethane base</li> <li>· overall height range is 34 - 39 ¼</li> <li>· seat height range is 17 ¼ - 22 ½</li> <li>· arm height range is 26 ¼ - 31 ½</li> </ul>	<b>Dimensions</b>	<b>D</b> <b>W</b> <b>H</b>	COM \$1,430
		Overall	28 ½      28 ½      39 ¼	A \$1,447
		Seat	16 ⅝      20 ¾      17 ¼	B \$1,479
		Arm		31 ½
		<b>Upholstery</b>	<b>Shipping</b>	D \$1,610
		COM Ydg	2      Ctn Wt      42	E \$1,672
		COL Sq Ft	40      Cu Ft      16	F \$1,781
				G \$1,897
				H \$1,997
				I \$2,176
				J \$2,388
				L1 \$1,921
				L2 \$2,061

Low Back	<b>PX821S</b> <ul style="list-style-type: none"> <li>· upholstered back</li> <li>· arm</li> <li>· swivel tilt</li> <li>· adjustable black urethane, slim profile T arm</li> <li>· double stitch outer back detail</li> <li>· black polyurethane base</li> <li>· overall height range is 34 - 39 ¼</li> <li>· seat height range is 17 ¼ - 22 ½</li> <li>· arm height range is 25 ⅝ - 33 ¾</li> </ul>	<b>Dimensions</b>	<b>D</b> <b>W</b> <b>H</b>	COM \$1,531
		Overall	28 ½      28 ½      39 ¼	A \$1,548
		Seat	16 ⅝      20 ¾      17 ¼	B \$1,580
		Arm		33 ¾
		<b>Upholstery</b>	<b>Shipping</b>	D \$1,711
		COM Ydg	2      Ctn Wt      43	E \$1,773
		COL Sq Ft	40      Cu Ft      16	F \$1,882
				G \$1,998
				H \$2,098
				I \$2,277
				J \$2,489
				L1 \$2,022
				L2 \$2,162

PROXY


Description	① Model	Specifications			List Price Per Grade	
<b>Low Back</b> 	<b>PX821C</b> · upholstered back · arm · swivel tilt · black urethane cantilever arm · double stitch outer back detail · black polyurethane base · overall height range is 34 - 39 ¼ · seat height range is 17 ¼ - 22 ½ · arm height range is 26 ⅞ - 31 ⅜	<b>Dimensions</b>	<b>D</b>	<b>W</b>	<b>H</b>	<b>COM</b> \$1,478
		Overall	28 ½	28 ½	39 ¼	<b>A</b> \$1,495
		Seat	16 ⅝	20 ¾	17 ¼	<b>B</b> \$1,527
		Arm			31 ⅜	<b>COL/C</b> \$1,584
		<b>Upholstery</b>	<b>Shipping</b>			<b>D</b> \$1,658
		COM Ydg	2	Ctn Wt	42	<b>E</b> \$1,720
		COL Sq Ft	40	Cu Ft	16	<b>F</b> \$1,829
						<b>G</b> \$1,945
						<b>H</b> \$2,045
						<b>I</b> \$2,224
				<b>J</b> \$2,436		
				<b>L1</b> \$1,969		
				<b>L2</b> \$2,109		


**To Order, Specify:**


- ① Model Number
- ② Fabric Selection - vendor, pattern and color  
 Visit [www.jsifurniture.com/finishes-and-materials/textiles](http://www.jsifurniture.com/finishes-and-materials/textiles) for our textiles program.  
 See selection of standard and graded in manufacturers and patterns.
- ③ Optional Aluminum Base - add \$128 list
- ④ Optional Premium Polished Trim Grey Dual Wheel  
 Soft Urethane Caster add \$377 list
- ⑤ Optional Aluminum Cantilever Arm - Black Cap add \$140 list,  
 Grey Cap add \$173 (cantilever arm models only)
- ⑥ Optional Metal Handle - Matte Black (MBK) add \$69 list,  
 Nearly Chrome (NCH) add \$90 list
- ⑦ Optional Back Zipper Detail - add \$86 list (upholstered back models only)
- ⑧ Optional Conference Preset Height Cylinder - add \$35 list (swivel tilt chairs only)

**Specifications**


- One piece molded plywood shell.
- Seat has 2 ½" high density polyurethane foam.
- Back has ¾" high density polyurethane foam.
- Upholstered back models are standard with double stitch outer back detail.
- Swivel tilt models are standard with 20 degree tilt, lock, pneumatic lift, tension adjustment.
- Polyurethane base, glass reinforced nylon/5-prong/grip ring caster insertion.
- All models standard with 60 mm dual wheel non-hooded black nylon plastic casters.

Description	Model	Specifications				List Price Per Grade
<b>Mid Back</b> 	<b>PX822</b> · upholstered back · armless · swivel tilt · double stitch outer back detail · black polyurethane base · overall height range is 39 3/8 - 44 5/8 · seat height range is 17 1/4 - 22 1/2	Dimensions	D	W	H	COM \$1,308
		Overall	28 1/2	28 1/2	44 5/8	A \$1,327
		Seat	16 5/8	20 3/4	17 1/4	B \$1,364
		Upholstery	Shipping			COL/C \$1,428
		COM Ydg	2 1/4	Ctn Wt	41	D \$1,510
		COL Sq Ft	45	Cu Ft	20	E \$1,580
						F \$1,703
						G \$1,834
						H \$1,946
						I \$2,147
				J \$2,385		
				L1 \$1,868		
				L2 \$2,027		

<b>Mid Back</b> 	<b>PX822L</b> · upholstered back · arm · swivel tilt · black urethane loop arms · double stitch outer back detail · black polyurethane base · overall height range is 39 3/8 - 44 5/8 · seat height range is 17 1/4 - 22 1/2 · arm height range is 26 1/4 - 31 1/2	Dimensions	D	W	H	COM \$1,465
		Overall	28 1/2	28 1/2	44 5/8	A \$1,484
		Seat	16 5/8	20 3/4	17 1/4	B \$1,521
		Arm			31 1/2	COL/C \$1,585
		Upholstery	Shipping			D \$1,667
		COM Ydg	2 1/4	Ctn Wt	46	E \$1,737
		COL Sq Ft	45	Cu Ft	20	F \$1,860
						G \$1,991
						H \$2,103
						I \$2,304
				J \$2,542		
				L1 \$2,025		
				L2 \$2,184		

<b>Mid Back</b> 	<b>PX822S</b> · upholstered back · arm · swivel tilt · adjustable black urethane, slim profile T arm · double stitch outer back detail · black polyurethane base · overall height range is 39 3/8 - 44 5/8 · seat height range is 17 1/4 - 22 1/2 · arm height range is 25 1/8 - 33 3/4	Dimensions	D	W	H	COM \$1,566
		Overall	28 1/2	28 1/2	44 5/8	A \$1,585
		Seat	16 5/8	20 3/4	17 1/4	B \$1,622
		Arm			33 3/4	COL/C \$1,686
		Upholstery	Shipping			D \$1,768
		COM Ydg	2 1/4	Ctn Wt	47	E \$1,838
		COL Sq Ft	45	Cu Ft	20	F \$1,961
						G \$2,092
						H \$2,204
						I \$2,405
				J \$2,643		
				L1 \$2,126		
				L2 \$2,285		

PROXY


Description	① Model	Specifications				List Price Per Grade		
<b>Mid Back</b>  	<b>PX822C</b> · upholstered back · arm · swivel tilt · black urethane cantilever arm · double stitch outer back detail · black polyurethane base · overall height range is 39 3/8" - 44 5/8" · seat height range is 17 1/4" - 22 1/2" · arm height range is 26 1/8" - 31 3/8"	<b>Dimensions</b>		<b>D</b>	<b>W</b>	<b>H</b>	<b>COM</b> \$1,513	
		Overall		28 1/2"	28 1/2"	44 5/8"	<b>A</b> \$1,532	
		Seat		16 5/8"	20 3/4"	17 1/4"	<b>B</b> \$1,569	
		Arm					31 3/8"	<b>COL/C</b> \$1,633
		<b>Upholstery</b>		<b>Shipping</b>				
		COM Ydg		2 1/4"	Ctn Wt	46	<b>D</b> \$1,715	
		COL Sq Ft		45	Cu Ft	20	<b>E</b> \$1,785	
							<b>F</b> \$1,908	
							<b>G</b> \$2,039	
							<b>H</b> \$2,151	
					<b>I</b> \$2,352			
					<b>J</b> \$2,590			
					<b>L1</b> \$2,073			
					<b>L2</b> \$2,232			


**To Order, Specify:**


- ① Model Number
- ② Fabric Selection - vendor, pattern and color  
Visit [www.jsifurniture.com/finishes-and-materials/textiles](http://www.jsifurniture.com/finishes-and-materials/textiles) for our textiles program.  
See selection of standard and graded in manufacturers and patterns.
- ③ Optional Aluminum Base - add \$128 list
- ④ Optional Premium Polished Trim Grey Dual Wheel  
Soft Urethane Caster add \$377 list
- ⑤ Optional Aluminum Cantilever Arm - Black Cap add \$140 list,  
Grey Cap add \$173 (cantilever arm models only)
- ⑥ Optional Metal Handle - Matte Black (MBK) add \$69 list,  
Nearly Chrome (NCH) add \$90 list
- ⑦ Optional Back Zipper Detail - add \$86 list (upholstered back models only)
- ⑧ Optional Conference Preset Height Cylinder - add \$35 list (swivel tilt chairs only)

**Specifications**


- One piece molded plywood shell.
- Seat has 2 1/2" high density polyurethane foam.
- Back has 3/4" high density polyurethane foam.
- Upholstered back models are standard with double stitch outer back detail.
- Swivel tilt models are standard with 20 degree tilt, lock, pneumatic lift, tension adjustment.
- Polyurethane base, glass reinforced nylon/5-prong/grip ring caster insertion.
- All models standard with 60 mm dual wheel non-hooded black nylon plastic casters.

Description	Model	Specifications				List Price Per Grade
High Back  	<b>PX823</b> · upholstered back · armless · swivel tilt · double stitch outer back detail · black polyurethane base · overall height range is 45 $\frac{7}{8}$ - 51 $\frac{1}{8}$ · seat height range is 17 $\frac{1}{4}$ - 22 $\frac{1}{2}$	Dimensions	D	W	H	COM \$1,375
		Overall	28 $\frac{1}{2}$	28 $\frac{1}{2}$	51 $\frac{1}{8}$	A \$1,396
		Seat	16 $\frac{5}{8}$	20 $\frac{3}{4}$	17 $\frac{1}{4}$	B \$1,437
		Upholstery	Shipping			COL/C \$1,508
		COM Ydg	2 $\frac{1}{2}$	Ctn Wt	45	D \$1,599
		COL Sq Ft	50	Cu Ft	25	E \$1,677
						F \$1,813
						G \$1,959
						H \$2,084
						I \$2,307

High Back  	<b>PX823L</b> · upholstered back · arm · swivel tilt · black urethane loop arm · double stitch outer back detail · black polyurethane base · overall height range is 45 $\frac{7}{8}$ - 51 $\frac{1}{8}$ · seat height range is 17 $\frac{1}{4}$ - 22 $\frac{1}{2}$ · arm height range is 26 $\frac{1}{4}$ - 31 $\frac{1}{2}$	Dimensions	D	W	H	COM \$1,532
		Overall	28 $\frac{1}{2}$	28 $\frac{1}{2}$	51 $\frac{1}{8}$	A \$1,553
		Seat	16 $\frac{5}{8}$	20 $\frac{3}{4}$	17 $\frac{1}{4}$	B \$1,594
		Arm			31 $\frac{1}{2}$	COL/C \$1,665
		Upholstery	Shipping			D \$1,756
		COM Ydg	2 $\frac{1}{2}$	Ctn Wt	50	E \$1,834
		COL Sq Ft	50	Cu Ft	25	F \$1,970
						G \$2,116
						H \$2,241
						I \$2,464

High Back  	<b>PX823S</b> · upholstered back · arm · swivel tilt · adjustable black urethane, slim profile T arm · double stitch outer back detail · black polyurethane base · overall height range is 45 $\frac{7}{8}$ - 51 $\frac{1}{8}$ · seat height range is 17 $\frac{1}{4}$ - 22 $\frac{1}{2}$ · arm height range is 25 $\frac{1}{8}$ - 33 $\frac{3}{4}$	Dimensions	D	W	H	COM \$1,633
		Overall	28 $\frac{1}{2}$	28 $\frac{1}{2}$	51 $\frac{1}{8}$	A \$1,654
		Seat	16 $\frac{5}{8}$	20 $\frac{3}{4}$	17 $\frac{1}{4}$	B \$1,695
		Arm			33 $\frac{3}{4}$	COL/C \$1,766
		Upholstery	Shipping			D \$1,857
		COM Ydg	2 $\frac{1}{2}$	Ctn Wt	51	E \$1,935
		COL Sq Ft	50	Cu Ft	25	F \$2,071
						G \$2,217
						H \$2,342
						I \$2,565

PROXY

Description	1 Model	Specifications				List Price Per Grade			
<b>High Back</b>  	<b>PX823C</b> · upholstered back · arm · swivel tilt · black urethane cantilever arm · double stitch outer back detail · black polyurethane base · overall height range is 45 7/8 - 51 1/8 · seat height range is 17 1/4 - 22 1/2 · arm height range is 26 1/8 - 31 3/8	<b>Dimensions</b>		<b>D</b>	<b>W</b>	<b>H</b>	<b>COM</b> \$1,579		
		Overall		28 1/2	28 1/2	51 1/8	<b>A</b> \$1,600		
		Seat		16 5/8	20 3/4	17 1/4	<b>B</b> \$1,641		
		Arm					31 3/8	<b>COL/C</b> \$1,712	
		<b>Upholstery</b>		<b>Shipping</b>					
		COM Ydg		2 1/2	Ctn Wt	50	<b>D</b> \$1,803		
		COL Sq Ft		50	Cu Ft	25	<b>E</b> \$1,881		
									<b>F</b> \$2,017
									<b>G</b> \$2,163
									<b>H</b> \$2,288
							<b>I</b> \$2,511		
							<b>J</b> \$2,776		
							<b>L1</b> \$2,192		
							<b>L2</b> \$2,367		


**To Order, Specify:**


- 1 Model Number
- 2 Fabric Selection - vendor, pattern and color  
Visit [www.jsifurniture.com/finishes-and-materials/textiles](http://www.jsifurniture.com/finishes-and-materials/textiles) for our textiles program.  
See selection of standard and graded in manufacturers and patterns.
- 3 Optional Aluminum Base - add \$128 list
- 4 Optional Premium Polished Trim Grey Dual Wheel  
Soft Urethane Caster add \$377 list
- 5 Optional Aluminum Cantilever Arm - Black Cap add \$140 list,  
Grey Cap add \$173 (cantilever arm models only)
- 6 Optional Metal Handle - Matte Black (MBK) add \$69 list,  
Nearly Chrome (NCH) add \$90 list
- 7 Optional Back Zipper Detail - add \$86 list (upholstered back models only)
- 8 Optional Conference Preset Height Cylinder - add \$35 list (swivel tilt chairs only)


**Specifications**

- One piece molded plywood shell.
- Seat has 2 1/2" high density polyurethane foam.
- Back has 3/4" high density polyurethane foam.
- Upholstered back models are standard with double stitch outer back detail.
- Swivel tilt models are standard with 20 degree tilt, lock, pneumatic lift, tension adjustment.
- High back models standard with back pull - stitch detail.
- Polyurethane base, glass reinforced nylon/5-prong/grip ring caster insertion.
- All models standard with 60 mm dual wheel non-hooded black nylon plastic casters.




Description	① Model	Specifications				List Price Per Grade
<b>Mid Back</b> 	<b>PX812</b> · upholstered back · armless · synchro tilt · double stitch outer back detail · black polyurethane base · overall height range is 40 $\frac{7}{8}$ - 46 $\frac{1}{8}$ · seat height range is 18 $\frac{3}{4}$ - 24	<b>Dimensions</b>	<b>D</b>	<b>W</b>	<b>H</b>	<b>COM \$1,586</b>
		Overall	28 $\frac{1}{2}$	28 $\frac{1}{2}$	46 $\frac{1}{8}$	<b>A \$1,605</b>
		Seat	16 $\frac{5}{8}$	20 $\frac{3}{4}$	18 $\frac{3}{4}$	<b>B \$1,642</b>
		<b>Upholstery</b>	<b>Shipping</b>			<b>COL/C \$1,706</b>
		COM Ydg	2 $\frac{1}{4}$	Ctn Wt	46	<b>D \$1,788</b>
		COL Sq Ft	45	Cu Ft	20	<b>E \$1,858</b>
						<b>F \$1,981</b>
						<b>G \$2,112</b>
						<b>H \$2,224</b>
						<b>I \$2,425</b>

<b>Mid Back</b> 	<b>PX812L</b> · upholstered back · arm · synchro tilt · black urethane loop arms · double stitch outer back detail · black polyurethane base · overall height range is 40 $\frac{7}{8}$ - 46 $\frac{1}{8}$ · seat height range is 18 $\frac{3}{4}$ - 24 · arm height range is 27 $\frac{3}{4}$ - 33	<b>Dimensions</b>	<b>D</b>	<b>W</b>	<b>H</b>	<b>COM \$1,744</b>
		Overall	28 $\frac{1}{2}$	28 $\frac{1}{2}$	46 $\frac{1}{8}$	<b>A \$1,763</b>
		Seat	16 $\frac{5}{8}$	20 $\frac{3}{4}$	18 $\frac{3}{4}$	<b>B \$1,800</b>
		Arm			33	<b>COL/C \$1,864</b>
		<b>Upholstery</b>	<b>Shipping</b>			<b>D \$1,946</b>
		COM Ydg	2 $\frac{1}{4}$	Ctn Wt	51	<b>E \$2,016</b>
		COL Sq Ft	45	Cu Ft	20	<b>F \$2,139</b>
						<b>G \$2,270</b>
						<b>H \$2,382</b>
						<b>I \$2,583</b>

<b>Mid Back</b> 	<b>PX812S</b> · upholstered back · arm · synchro tilt · adjustable black urethane, slim profile T arm · double stitch outer back detail · black polyurethane base · overall height range is 40 $\frac{7}{8}$ - 46 $\frac{1}{8}$ · seat height range is 18 $\frac{3}{4}$ - 24 · arm height range is 26 $\frac{5}{8}$ - 35	<b>Dimensions</b>	<b>D</b>	<b>W</b>	<b>H</b>	<b>COM \$1,845</b>
		Overall	28 $\frac{1}{2}$	28 $\frac{1}{2}$	46 $\frac{1}{8}$	<b>A \$1,864</b>
		Seat	16 $\frac{5}{8}$	20 $\frac{3}{4}$	18 $\frac{3}{4}$	<b>B \$1,901</b>
		Arm			35	<b>COL/C \$1,965</b>
		<b>Upholstery</b>	<b>Shipping</b>			<b>D \$2,047</b>
		COM Ydg	2 $\frac{1}{4}$	Ctn Wt	52	<b>E \$2,117</b>
		COL Sq Ft	45	Cu Ft	20	<b>F \$2,240</b>
						<b>G \$2,371</b>
						<b>H \$2,483</b>
						<b>I \$2,684</b>

PROXY

Description	① Model	Specifications				List Price Per Grade	
<b>Mid Back</b>  	<b>PX812C</b> · upholstered back · arm · synchro tilt · black urethane cantilever arm · double stitch outer back detail · black polyurethane base · overall height range is 40 7/8 - 46 1/8 · seat height range is 18 3/4 - 24 · arm height range is 27 5/8 - 32 7/8	<b>Dimensions</b>	<b>D</b>	<b>W</b>	<b>H</b>	<b>COM</b>	<b>\$1,793</b>
		Overall	28 1/2	28 1/2	46 1/8	<b>A</b>	<b>\$1,812</b>
		Seat	16 5/8	20 3/4	18 3/4	<b>B</b>	<b>\$1,849</b>
		Arm			32 7/8	<b>COL/C</b>	<b>\$1,913</b>
		<b>Upholstery</b>	<b>Shipping</b>			<b>D</b>	<b>\$1,995</b>
		COM Ydg	2 1/4	Ctn Wt	51	<b>E</b>	<b>\$2,065</b>
		COL Sq Ft	45	Cu Ft	20	<b>F</b>	<b>\$2,188</b>
						<b>G</b>	<b>\$2,319</b>
						<b>H</b>	<b>\$2,431</b>
						<b>I</b>	<b>\$2,632</b>
				<b>J</b>	<b>\$2,870</b>		
				<b>L1</b>	<b>\$2,353</b>		
				<b>L2</b>	<b>\$2,512</b>		

**To Order, Specify:**

- ① Model Number
- ② Fabric Selection - vendor, pattern and color  
Visit [www.jsifurniture.com/finishes-and-materials/textiles](http://www.jsifurniture.com/finishes-and-materials/textiles) for our textiles program.  
See selection of standard and graded in manufacturers and patterns.
- ③ Optional Aluminum Base - add \$128 list
- ④ Optional Premium Polished Trim Grey Dual Wheel  
Soft Urethane Caster add \$377 list
- ⑤ Optional Aluminum Cantilever Arm - Black Cap add \$140 list,  
Grey Cap add \$173 (cantilever arm models only)
- ⑥ Optional Metal Handle - Matte Black (MBK) add \$69 list,  
Nearly Chrome (NCH) add \$90 list
- ⑦ Optional Back Zipper Detail - add \$86 list (upholstered back models only)
- ⑧ Optional Conference Preset Height Cylinder - add \$35 list (swivel tilt chairs only)

**Specifications**

- One piece molded plywood shell.
- Seat has 2 1/2" high density polyurethane foam.
- Back has 3/4" high density polyurethane foam.
- Upholstered back models are standard with double stitch outer back detail.
- Swivel tilt models are standard with 20 degree tilt, lock, pneumatic lift, tension adjustment.
- High back models standard with back pull - stitch detail.
- Polyurethane base, glass reinforced nylon/5-prong/grip ring caster insertion.
- All models standard with 60 mm dual wheel non-hooded black nylon plastic casters.

Description

① Model

Specifications

List Price Per Grade

High Back

**PX813**

- upholstered back
- armless
- synchro tilt
- double stitch outer back detail
- black polyurethane base
- overall height range is 47 3/8" - 52 5/8"
- seat height range is 18 3/4" - 24"



Dimensions	D	W	H
Overall	28 1/2"	28 1/2"	52 5/8"
Seat	16 5/8"	20 3/4"	18 3/4"
Upholstery		Shipping	
COM Ydg	2 1/2"	Ctn Wt	50
COL Sq Ft	50	Cu Ft	25

- COM \$1,611
- A \$1,632
- B \$1,673
- COL/C \$1,744
- D \$1,835
- E \$1,913
- F \$2,049
- G \$2,195
- H \$2,320
- I \$2,543
- J \$2,808
- L1 \$2,224
- L2 \$2,399

High Back

**PX813L**

- upholstered back
- arm
- synchro tilt
- black urethane loop arms
- double stitch outer back detail
- black polyurethane base
- overall height range is 47 3/8" - 52 5/8"
- seat height range is 18 3/4" - 24"
- arm height range is 27 3/4" - 33"



Dimensions	D	W	H
Overall	28 1/2"	28 1/2"	52 5/8"
Seat	16 5/8"	20 3/4"	18 3/4"
Arm			33"
Upholstery		Shipping	
COM Ydg	2 1/2"	Ctn Wt	55
COL Sq Ft	50	Cu Ft	25

- COM \$1,770
- A \$1,791
- B \$1,832
- COL/C \$1,903
- D \$1,994
- E \$2,072
- F \$2,208
- G \$2,354
- H \$2,479
- I \$2,702
- J \$2,967
- L1 \$2,383
- L2 \$2,558

High Back

**PX813S**


- upholstered back
- arm
- synchro tilt
- adjustable black urethane, slim profile T arm
- double stitch outer back detail
- black polyurethane base
- overall height range is 47 3/8" - 52 5/8"
- seat height range is 18 3/4" - 24"
- arm height range is 26 5/8" - 35"



Dimensions	D	W	H
Overall	28 1/2"	28 1/2"	52 5/8"
Seat	16 5/8"	20 3/4"	18 3/4"
Arm			35"
Upholstery		Shipping	
COM Ydg	2 1/2"	Ctn Wt	56
COL Sq Ft	50	Cu Ft	25

- COM \$1,871
- A \$1,892
- B \$1,933
- COL/C \$2,004
- D \$2,095
- E \$2,173
- F \$2,309
- G \$2,455
- H \$2,580
- I \$2,803
- J \$3,068
- L1 \$2,484
- L2 \$2,659

PROXY


Description	1 Model	Specifications				List Price Per Grade	
<b>High Back</b>  	<b>PX813C</b> · upholstered back · arm · synchro tilt · black urethane cantilever arm · double stitch outer back detail · black polyurethane base · overall height range is 47 3/8 - 52 5/8 · seat height range is 18 3/4 - 24 · arm height range is 27 5/8 - 32 7/8	<b>Dimensions</b>	<b>D</b>	<b>W</b>	<b>H</b>	<b>COM</b>	<b>\$1,815</b>
		Overall	28 1/2	28 1/2	52 5/8	A	\$1,836
		Seat	16 5/8	20 3/4	18 3/4	B	\$1,877
		Arm			32 7/8	COL/C	\$1,948
		<b>Upholstery</b>	<b>Shipping</b>			D	\$2,039
		COM Ydg	2 1/2	Ctn Wt	55	E	\$2,117
		COL Sq Ft	50	Cu Ft	25	F	\$2,253
						G	\$2,399
						H	\$2,524
						I	\$2,747
				J	\$3,012		
				L1	\$2,428		
				L2	\$2,603		


**To Order, Specify:**


- 1 Model Number
- 2 Fabric Selection - vendor, pattern and color  
Visit [www.jsifurniture.com/finishes-and-materials/textiles](http://www.jsifurniture.com/finishes-and-materials/textiles) for our textiles program.  
See selection of standard and graded in manufacturers and patterns.
- 3 Optional Aluminum Base - add \$128 list
- 4 Optional Premium Polished Trim Grey Dual Wheel  
Soft Urethane Caster add \$377 list
- 5 Optional Aluminum Cantilever Arm - Black Cap add \$140 list,  
Grey Cap add \$173 (cantilever arm models only)
- 6 Optional Seat Depth Slide - add \$49 list (synchro tilt models only)
- 7 Optional Metal Handle - Matte Black (MBK) add \$69 list,  
Nearly Chrome (NCH) add \$90 list
- 8 Optional Back Zipper Detail - add \$86 list (upholstered back models only)

**Specifications**


- Two piece molded plywood seat and back.
- Seat has 2 1/2" high density polyurethane foam.
- Back has 3/4" high density polyurethane foam.
- Upholstered back models are standard with double stitch outer back detail.
- Synchro models are standard with synchronized independent seat and back recline, lock pneumatic lift, tension adjustment, 6 position, 2 1/2" back height adjustment.
- High back models standard with back pull - stitch detail.
- Polyurethane base, glass reinforced nylon/5-prong/grip ring caster insertion.
- All models standard with 60 mm dual wheel non-hooded black nylon plastic casters.

Description	Model	Specifications				List Price Per Grade
Low Back Sit-to-Stand 	<b>PX824</b> · upholstered back · armless · swivel limited tilt · double stitch outer back detail · black polyurethane base · overall height range is 36 ¾ - 44 ¼ · seat height range is 20 - 27 ½	Dimensions	D	W	H	COM \$1,602
		Overall	29 ½	29 ½	44 ¼	A \$1,619
		Seat	16 ⅝	20 ¾	20	B \$1,651
		Upholstery	Shipping			COL/C \$1,708
		COM Ydg	2	Ctn Wt	46	D \$1,782
		COL Sq Ft	40	Cu Ft	21	E \$1,844
						F \$1,953
						G \$2,069
						H \$2,169
						I \$2,348
				J \$2,560		
				L1 \$2,093		
				L2 \$2,233		

Low Back Sit-to-Stand 	<b>PX824L</b> · upholstered back · arm · swivel limited tilt · black urethane loop arms · double stitch outer back detail · black polyurethane base · overall height range is 36 ¾ - 44 ¼ · seat height range is 20 - 27 ½ · arm height range is 29 - 34 ¼	Dimensions	D	W	H	COM \$1,781
		Overall	29 ½	29 ½	44 ¼	A \$1,798
		Seat	16 ⅝	20 ¾	20	B \$1,830
		Arm			34 ¼	COL/C \$1,887
		Upholstery	Shipping			D \$1,961
		COM Ydg	2	Ctn Wt	51	E \$2,023
		COL Sq Ft	40	Cu Ft	21	F \$2,132
						G \$2,248
						H \$2,348
						I \$2,527
				J \$2,739		
				L1 \$2,272		
				L2 \$2,412		

Low Back Sit-to-Stand 	<b>PX824S</b> · upholstered back · arm · swivel limited tilt · adjustable black urethane, slim profile T arm · double stitch outer back detail · black polyurethane base · overall height range is 36 ¾ - 44 ¼ · seat height range is 20 - 27 ½ · arm height range is 27 ⅞ - 36 ½	Dimensions	D	W	H	COM \$1,882
		Overall	29 ½	29 ½	44 ¼	A \$1,899
		Seat	16 ⅝	20 ¾	20	B \$1,931
		Arm			36	COL/C \$1,988
		Upholstery	Shipping			D \$2,062
		COM Ydg	2	Ctn Wt	52	E \$2,124
		COL Sq Ft	40	Cu Ft	21	F \$2,233
						G \$2,349
						H \$2,449
						I \$2,628
				J \$2,840		
				L1 \$2,373		
				L2 \$2,513		

PROXY


Description	1 Model	Specifications				List Price Per Grade	
<b>Low Back Sit-to-Stand</b>  	<b>PX824C</b> · upholstered back · arm · swivel limited tilt · black urethane cantilever arm · double stitch outer back detail · black polyurethane base · overall height range is 36 ¾ - 44 ¼ · seat height range is 20 - 27 ½ · arm height range is 28 ⅞ - 34 ⅞	<b>Dimensions</b>	<b>D</b>	<b>W</b>	<b>H</b>	<b>COM</b>	<b>\$1,828</b>
		Overall	29 ½	29 ½	44 ¼	<b>A</b>	<b>\$1,845</b>
		Seat	16 ⅝	20 ¾	20	<b>B</b>	<b>\$1,877</b>
		Arm			34 ⅞	<b>COL/C</b>	<b>\$1,934</b>
		<b>Upholstery</b>	<b>Shipping</b>			<b>D</b>	<b>\$2,008</b>
		COM Ydg	2	Ctn Wt	51	<b>E</b>	<b>\$2,070</b>
		COL Sq Ft	40	Cu Ft	21	<b>F</b>	<b>\$2,179</b>
						<b>G</b>	<b>\$2,295</b>
						<b>H</b>	<b>\$2,395</b>
						<b>I</b>	<b>\$2,574</b>
				<b>J</b>	<b>\$2,786</b>		
				<b>L1</b>	<b>\$2,319</b>		
				<b>L2</b>	<b>\$2,459</b>		


**To Order, Specify:**


- 1 Model Number
- 2 Fabric Selection - vendor, pattern and color  
Visit [www.jsifurniture.com/finishes-and-materials/textiles](http://www.jsifurniture.com/finishes-and-materials/textiles) for our textiles program.  
See selection of standard and graded in manufacturers and patterns.
- 3 Optional Aluminum Base - add \$128 list
- 4 Optional Premium Polished Trim Grey Dual Wheel  
Soft Urethane Caster add \$377 list
- 5 Optional Aluminum Cantilever Arm - Black Cap add \$140 list,  
Grey Cap add \$173 (cantilever arm models only)
- 6 Optional Metal Handle - Matte Black (MBK) add \$69 list,  
Nearly Chrome (NCH) add \$90 list
- 7 Optional Back Zipper Detail - add \$86 list (upholstered back models only)

**Specifications**


- One piece molded plywood shell.
- Seat has 2 ½" high density polyurethane foam.
- Back has ¾" high density polyurethane foam.
- Upholstered back models are standard with double stitch outer back detail.
- Sit-to-Stand models are standard with 10 degree tilt, lock, pneumatic lift, tension adjustment.
- Foot ring 9" from floor, reposition with adjustment knob.
- Polyurethane base, glass reinforced nylon/5-prong/grip ring caster insertion.
- All models standard with 60 mm dual wheel non-hooded black nylon plastic casters.

Description	Model	Specifications				List Price Per Grade
Mid Back Sit-to-Stand 	<b>PX825</b> · upholstered back · armless · swivel limited tilt · double stitch outer back detail · black polyurethane base · overall height range is 42 1/8 - 49 5/8 · seat height range is 20 - 27 1/2	Dimensions	D	W	H	COM \$1,657
		Overall	29 1/2	29 1/2	49 5/8	A \$1,676
		Seat	16 5/8	20 3/4	20	B \$1,713
		Upholstery	Shipping			COL/C \$1,777
		COM Ydg	2 1/4	Ctn Wt	50	D \$1,859
		COL Sq Ft	45	Cu Ft	25	E \$1,929
						F \$2,052
						G \$2,183
						H \$2,295
						I \$2,496
				J \$2,734		
				L1 \$2,279		
				L2 \$2,454		

Mid Back Sit-to-Stand 	<b>PX825L</b> · upholstered back · arm · swivel limited tilt · black urethane loop arms · double stitch outer back detail · black polyurethane base · overall height range is 42 1/8 - 49 5/8 · seat height range is 20 - 27 1/2 · arm height range is 29 - 34 1/4	Dimensions	D	W	H	COM \$1,815
		Overall	29 1/2	29 1/2	49 5/8	A \$1,834
		Seat	16 5/8	20 3/4	20	B \$1,871
		Arm			34 1/4	COL/C \$1,935
		Upholstery	Shipping			D \$2,017
		COM Ydg	2 1/4	Ctn Wt	55	E \$2,087
		COL Sq Ft	45	Cu Ft	25	F \$2,210
						G \$2,341
						H \$2,453
						I \$2,654
				J \$2,892		
				L1 \$2,437		
				L2 \$2,612		

Mid Back Sit-to-Stand 	<b>PX825S</b> · upholstered back · arm · swivel limited tilt · adjustable black urethane, slim profile T arm · double stitch outer back detail · black polyurethane base · overall height range is 42 1/8 - 49 5/8 · seat height range is 20 - 27 1/2 · arm height range is 27 5/8 - 36 1/2	Dimensions	D	W	H	COM \$1,915
		Overall	29 1/2	29 1/2	49 5/8	A \$1,934
		Seat	16 5/8	20 3/4	20	B \$1,971
		Arm			36	COL/C \$2,035
		Upholstery	Shipping			D \$2,117
		COM Ydg	2 1/4	Ctn Wt	56	E \$2,187
		COL Sq Ft	45	Cu Ft	25	F \$2,310
						G \$2,441
						H \$2,553
						I \$2,754
				J \$2,992		
				L1 \$2,537		
				L2 \$2,712		

PROXY

Description	1 Model	Specifications				List Price Per Grade	
<b>Mid Back Sit-to-Stand</b>  	<b>PX825C</b> · upholstered back · arm · swivel limited tilt · black urethane cantilever arm · double stitch outer back detail · black polyurethane base · overall height range is 42 1/8 - 49 5/8 · seat height range is 20 - 27 1/2 · arm height range is 28 7/8 - 34 1/8	<b>Dimensions</b>	<b>D</b>	<b>W</b>	<b>H</b>	<b>COM</b>	\$1,864
		Overall	29 1/2	29 1/2	49 5/8	<b>A</b>	\$1,883
		Seat	16 5/8	20 3/4	20	<b>B</b>	\$1,920
		Arm			34 1/8	<b>COL/C</b>	\$1,984
		<b>Upholstery</b>	<b>Shipping</b>			<b>D</b>	\$2,066
		COM Ydg	2 1/4	Ctn Wt	55	<b>E</b>	\$2,136
		COL Sq Ft	45	Cu Ft	25	<b>F</b>	\$2,259
						<b>G</b>	\$2,390
						<b>H</b>	\$2,502
						<b>I</b>	\$2,703
				<b>J</b>	\$2,941		
				<b>L1</b>	\$2,486		
				<b>L2</b>	\$2,661		


**To Order, Specify:**


- 1 Model Number
- 2 Fabric Selection - vendor, pattern and color  
Visit [www.jsifurniture.com/finishes-and-materials/textiles](http://www.jsifurniture.com/finishes-and-materials/textiles) for our textiles program.  
See selection of standard and graded in manufacturers and patterns.
- 3 Optional Aluminum Base - add \$128 list
- 4 Optional Premium Polished Trim Grey Dual Wheel  
Soft Urethane Caster add \$377 list
- 5 Optional Aluminum Cantilever Arm - Black Cap add \$140 list,  
Grey Cap add \$173 (cantilever arm models only)
- 6 Optional Metal Handle - Matte Black (MBK) add \$69 list,  
Nearly Chrome (NCH) add \$90 list
- 7 Optional Back Zipper Detail - add \$86 list (upholstered back models only)

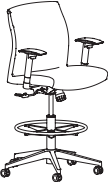
**Specifications**

- One piece molded plywood shell.
- Seat has 2 1/2" high density polyurethane foam.
- Back has 3/4" high density polyurethane foam.
- Upholstered back models are standard with double stitch outer back detail.
- Sit-to-Stand models are standard with 10 degree tilt, lock, pneumatic lift, tension adjustment.
- Foot ring 9" from floor, reposition with adjustment knob.
- Polyurethane base, glass reinforced nylon/5-prong/grip ring caster insertion.
- All models standard with 60 mm dual wheel non-hooded black nylon plastic casters.




Description	Model	Specifications				List Price Per Grade
<b>Low Back Stool</b> 	<b>PX827</b> · upholstered back · armless · swivel limited tilt · double stitch outer back detail · black polyurethane base · overall height range is 38 ¾ - 46 ¼ · seat height range is 22 - 29 ½	<b>Dimensions</b>	<b>D</b>	<b>W</b>	<b>H</b>	<b>COM \$1,534</b>
		Overall	28 ½	28 ½	46 ¼	<b>A \$1,551</b>
		Seat	16 ⅝	20 ¾	22	<b>B \$1,583</b>
		<b>Upholstery</b>	<b>Shipping</b>			<b>COL/C \$1,640</b>
		COM Ydg	2	Ctn Wt	45	<b>D \$1,714</b>
		COL Sq Ft	40	Cu Ft	21	<b>E \$1,776</b>
						<b>F \$1,885</b>
						<b>G \$2,001</b>
						<b>H \$2,101</b>
						<b>I \$2,280</b>
				<b>J \$2,492</b>		
				<b>L1 \$2,025</b>		
				<b>L2 \$2,165</b>		

<b>Low Back Stool</b> 	<b>PX827L</b> · upholstered back · arm · swivel limited tilt · black urethane loop arms · double stitch outer back detail · black polyurethane base · overall height range is 38 ¾ - 46 ¼ · seat height range is 22 - 29 ½ · arm height range is 31 - 36 ¼	<b>Dimensions</b>	<b>D</b>	<b>W</b>	<b>H</b>	<b>COM \$1,715</b>
		Overall	28 ½	28 ½	46 ¼	<b>A \$1,732</b>
		Seat	16 ⅝	20 ¾	22	<b>B \$1,764</b>
		Arm			36 ¼	<b>COL/C \$1,821</b>
		<b>Upholstery</b>	<b>Shipping</b>			<b>D \$1,895</b>
		COM Ydg	2	Ctn Wt	50	<b>E \$1,957</b>
		COL Sq Ft	40	Cu Ft	21	<b>F \$2,066</b>
						<b>G \$2,182</b>
						<b>H \$2,282</b>
						<b>I \$2,461</b>
				<b>J \$2,673</b>		
				<b>L1 \$2,206</b>		
				<b>L2 \$2,346</b>		

<b>Low Back Stool</b> 	<b>PX827S</b> · upholstered back · arm · swivel limited tilt · adjustable black urethane, slim profile T arm · double stitch outer back detail · black polyurethane base · overall height range is 38 ¾ - 46 ¼ · seat height range is 22 - 29 ½ · arm height range is 29 ⅞ - 38 ½	<b>Dimensions</b>	<b>D</b>	<b>W</b>	<b>H</b>	<b>COM \$1,813</b>
		Overall	28 ½	28 ½	46 ¼	<b>A \$1,830</b>
		Seat	16 ⅝	20 ¾	22	<b>B \$1,862</b>
		Arm			38	<b>COL/C \$1,919</b>
		<b>Upholstery</b>	<b>Shipping</b>			<b>D \$1,993</b>
		COM Ydg	2	Ctn Wt	51	<b>E \$2,055</b>
		COL Sq Ft	40	Cu Ft	21	<b>F \$2,164</b>
						<b>G \$2,280</b>
						<b>H \$2,380</b>
						<b>I \$2,559</b>
				<b>J \$2,771</b>		
				<b>L1 \$2,304</b>		
				<b>L2 \$2,444</b>		

PROXY


Description	1 Model	Specifications				List Price Per Grade		
<b>Low Back Stool</b>  	<b>PX827C</b> · upholstered back · arm · swivel limited tilt · black urethane cantilever arm · double stitch outer back detail · black polyurethane base · overall height range is 38 ¾ - 46 ¼ · seat height range is 22 - 29 ½ · arm height range is 30 ⅞ - 36 ⅞	<b>Dimensions</b>		<b>D</b>	<b>W</b>	<b>H</b>	<b>COM</b> \$1,760	
		Overall		28 ½	28 ½	46 ¼	<b>A</b> \$1,777	
		Seat		16 ⅝	20 ¾	22	<b>B</b> \$1,809	
		Arm					36 ⅞	<b>COL/C</b> \$1,866
		<b>Upholstery</b>		<b>Shipping</b>				<b>D</b> \$1,940
		COM Ydg		2	Ctn Wt	50	<b>E</b> \$2,002	
		COL Sq Ft		40	Cu Ft	21	<b>F</b> \$2,111	
		<b>G</b> \$2,227						
		<b>H</b> \$2,327						
		<b>I</b> \$2,506						
<b>J</b> \$2,718								
<b>L1</b> \$2,251								
<b>L2</b> \$2,391								


**To Order, Specify:**


- 1 Model Number
- 2 Fabric Selection - vendor, pattern and color  
Visit [www.jsifurniture.com/finishes-and-materials/textiles](http://www.jsifurniture.com/finishes-and-materials/textiles) for our textiles program.  
See selection of standard and graded in manufacturers and patterns.
- 3 Optional Aluminum Base - add \$128 list
- 4 Optional Premium Polished Trim Grey Dual Wheel  
Soft Urethane Caster add \$377 list
- 5 Optional Aluminum Cantilever Arm - Black Cap add \$140 list,  
Grey Cap add \$173 (cantilever arm models only)
- 6 Optional Metal Handle - Matte Black (MBK) add \$69 list,  
Nearly Chrome (NCH) add \$90 list
- 7 Optional Back Zipper Detail - add \$86 list (upholstered back models only)

**Specifications**


- One piece molded plywood shell.
- Seat has 2 ½" high density polyurethane foam.
- Back has ¾" high density polyurethane foam.
- Upholstered back models are standard with double stitch outer back detail.
- Sit-to-Stand models are standard with 10 degree tilt, lock, pneumatic lift, tension adjustment.
- Foot ring 9" from floor, reposition with adjustment knob.
- Polyurethane base, glass reinforced nylon/5-prong/grip ring caster insertion.
- All models standard with 60 mm dual wheel non-hooded black nylon plastic casters.

Description	① Model	Specifications				List Price Per Grade
<b>Mid Back Stool</b> 	<b>PX828</b> · upholstered back · armless · swivel limited tilt · double stitch outer back detail · black polyurethane base · overall height range is 44 ½ - 51 ½ · seat height range is 22 - 29 ½	Dimensions	D	W	H	COM \$1,590
		Overall	28 ½	28 ½	51 ½	A \$1,609
		Seat	16 ⅝	20 ¾	22	B \$1,646
		Upholstery	Shipping			COL/C \$1,710
		COM Ydg	2 ¼	Ctn Wt	49	D \$1,792
		COL Sq Ft	45	Cu Ft	25	E \$1,862
						F \$1,985
						G \$2,116
						H \$2,228
						I \$2,429
				J \$2,667		
				L1 \$2,212		
				L2 \$2,387		

<b>Mid Back Stool</b> 	<b>PX828L</b> · upholstered back · arm · swivel limited tilt · black urethane loop arms · double stitch outer back detail · black polyurethane base · overall height range is 44 ½ - 51 ½ · seat height range is 22 - 29 ½ · arm height range is 31 - 36 ¼	Dimensions	D	W	H	COM \$1,750
		Overall	28 ½	28 ½	51 ½	A \$1,769
		Seat	16 ⅝	20 ¾	22	B \$1,806
		Arm			36 ¼	COL/C \$1,870
		Upholstery	Shipping			D \$1,952
		COM Ydg	2 ¼	Ctn Wt	54	E \$2,022
		COL Sq Ft	45	Cu Ft	25	F \$2,145
						G \$2,276
						H \$2,388
						I \$2,589
				J \$2,827		
				L1 \$2,372		
				L2 \$2,547		

<b>Mid Back Stool</b> 	<b>PX828S</b> · upholstered back · arm · swivel limited tilt · adjustable black urethane, slim profile T arm · double stitch outer back detail · black polyurethane base · overall height range is 44 ½ - 51 ½ · seat height range is 22 - 29 ½	Dimensions	D	W	H	COM \$1,848
		Overall	28 ½	28 ½	51 ½	A \$1,867
		Seat	16 ⅝	20 ¾	22	B \$1,904
		Arm			38	COL/C \$1,968
		Upholstery	Shipping			D \$2,050
		COM Ydg	2 ¼	Ctn Wt	55	E \$2,120
		COL Sq Ft	45	Cu Ft	25	F \$2,243
						G \$2,374
						H \$2,486
						I \$2,687
				J \$2,925		
				L1 \$2,470		
				L2 \$2,645		

PROXY

Description	1 Model	Specifications				List Price Per Grade		
 <p>Mid Back Stool</p>	<p><b>PX828C</b></p> <ul style="list-style-type: none"> <li>· upholstered back</li> <li>· arm</li> <li>· swivel limited tilt</li> <li>· black urethane cantilever arm</li> <li>· double stitch outer back detail</li> <li>· black polyurethane base</li> <li>· overall height range is 44 1/8 - 51 5/8</li> <li>· seat height range is 22 - 29 1/2</li> <li>· arm height range is 30 7/8 - 36 1/8</li> </ul>	<b>Dimensions</b>		<b>D</b>	<b>W</b>	<b>H</b>	<b>COM</b> \$1,796	
		Overall		28 1/2	28 1/2	51 5/8	<b>A</b> \$1,815	
		Seat		16 5/8	20 3/4	22	<b>B</b> \$1,852	
		Arm					36 1/8	<b>COL/C</b> \$1,916
		<b>Upholstery</b>		<b>Shipping</b>			<b>D</b> \$1,998	
		COM Ydg	2 1/4	Ctn Wt	54		<b>E</b> \$2,068	
		COL Sq Ft	45	Cu Ft	25		<b>F</b> \$2,191	
							<b>G</b> \$2,322	
							<b>H</b> \$2,434	
							<b>I</b> \$2,635	
					<b>J</b> \$2,873			
					<b>L1</b> \$2,418			
					<b>L2</b> \$2,593			

**To Order, Specify:**

- 1 Model Number
- 2 Fabric Selection - vendor, pattern and color  
Visit [www.jsifurniture.com/finishes-and-materials/textiles](http://www.jsifurniture.com/finishes-and-materials/textiles) for our textiles program.  
See selection of standard and graded in manufacturers and patterns.
- 3 Optional Aluminum Base - add \$128 list
- 4 Optional Premium Polished Trim Grey Dual Wheel  
Soft Urethane Caster add \$377 list
- 5 Optional Aluminum Cantilever Arm - Black Cap add \$140 list,  
Grey Cap add \$173 (cantilever arm models only)
- 6 Optional Metal Handle - Matte Black (MBK) add \$69 list,  
Nearly Chrome (NCH) add \$90 list
- 7 Optional Back Zipper Detail - add \$86 list (upholstered back models only)

**Specifications**

- One piece molded plywood shell.
- Seat has 2 1/2" high density polyurethane foam.
- Back has 3/4" high density polyurethane foam.
- Upholstered back models are standard with double stitch outer back detail.
- Sit-to-Stand models are standard with 10 degree tilt, lock, pneumatic lift, tension adjustment.
- Foot ring 9" from floor, reposition with adjustment knob.
- Polyurethane base, glass reinforced nylon/5-prong/grip ring caster insertion.
- All models standard with 60 mm dual wheel non-hooded black nylon plastic casters.