

Reef Product Information



REEF


Material Offering . . . . .	<a href="#">RE2</a>	Panel Tables . . . . .	<a href="#">RE10</a>
Overview . . . . .	<a href="#">RE4</a>	Wall Dependant Panel Tables. . . . .	<a href="#">RE13</a>
General Options . . . . .	<a href="#">RE5</a>	Layered Tables . . . . .	<a href="#">RE14</a>
Vertical Wire Manager Chart . . . . .	<a href="#">RE6</a>	Wall Dependant Layered Tables. . . . .	<a href="#">RE17</a>
Worksurface Power. . . . .	<a href="#">RE8</a>	Layered Tables w/Bookshelf . . . . .	<a href="#">RE18</a>
Applied Materials . . . . .	<a href="#">RE9</a>	Wall Dependant Layered Tables w/B'shelf. . . . .	<a href="#">RE21</a>
		Layered Tables w/ Full Bookshelf . . . . .	<a href="#">RE24</a>
		Vertical Wire Manager . . . . .	<a href="#">RE25</a>
		Worksurface Power. . . . .	<a href="#">RE26</a>

# Reef Product Information

## Reef Veneer

### Exterior Wood Materials

Exterior surfaces are made from the finest selected veneers to achieve clarity and consistency in the Reef Veneer product line. To attain a pleasing, symmetrical pattern, all cherry, maple, walnut, & black oak veneers are book-matched.



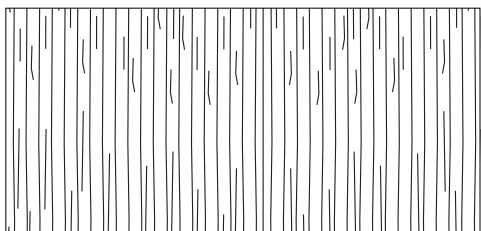
Book-Matched Example

Alternating pieces of veneer are flipped over so they face each other like the pages within a book.

Reef Veneer is available in essentials cherry, maple and walnut. A wide range of wood stains have been formulated to enhance the beauty of the veneer.

Double Cut veneer is another choice on Veneer product. This veneer is a processed product that has at least two cuttings to create the final veneers. These cuts of veneer strands are dyed and layered into a block to create variation of patterns from a very tight grain pattern to an exotic figure grain pattern.

The diagram below shows the tight pattern used on Artisan Veneer.



### Worksurface Construction

Worksurfaces are 1 3/16" thick and are manufactured with 3-ply balanced construction. Surfaces are available in wood veneer or high pressure laminate. No additional charge for HPL worksurface when using the standard coordinating HPL match to a standard wood finish. Veneer tops feature 3mm thick matching veneer edgebands. HPL tops are constructed with internal solid hardwood lumber edgebands.

### Case Construction

Veneer end panels are produced using a 1 3/16" thick substrate with veneer surfaces and matching veneer bands on exposed edges. Stretcher panels are 1 3/16" thick for layered tables and 3/4" thick on panel tables. Stretcher panels feature heavy duty metal brackets that bolt to metal insert nuts in end panels. 36", 42" and 48" deep tables feature dual stretcher panels that are sized to provide proper support for worksurfaces. 20" deep wall dependent tables incorporate rear stretcher and metal support rails for worksurface support. Worksurfaces are joined to end assemblies and stretcher panels by metal brackets and wood screws. Upper shelves on layered tables are 1 3/16" thick and attach with Modeez connectors and metal brackets with wood screws. Bookcase sections are constructed from 3/4" thick veneer panels with matching veneer edgebanding. Narrow bookcase and full bookcase joinery includes wood cleats, wood screws and metal fasteners. All tables have adjustable leveling glides. Tables require field assembly.

**RE2 Reef**

### Foot Rails

Optional metal foot rails are constructed with 14-gauge 1 3/4" square tubing with powder coated finish. Rails attach to end panels using 1/4-20 machine screws into metal inserts in end panels.

### Finish - Stain/Colors

We offer a variety of wood stains and paint colors on Reef. Please see the chart below. Samples are available upon request.

#### ESS Essentials Veneer Collection

BRK Brickdust	MIN Mineral
CSK Cask	MCH Mocha
CLY Clay	OBK Outback
FAW Fawn	PIL Pilsner
FLX Flax	SIE Sienna
FLN Flint	TRF Truffle
LOF Loft	UMB Umber
MES Mesa	VAL Valley

#### ART Artisan Veneer Collection

BAR Barrel	RAV Raven
BUF Buff	RYE Rye
CND Cinder	SAB Sable
EGR Egret	SAD Saddle

#### PNT Paint Color

BKD Backdrop	NWH Nonchalant White
BFX Black Fox	SVP Silverplate
BWH Bright White	SKS Skyline Steel
CHT Chatroom	STM Storm
GAL Gale Force	TRC Tricorn Black
GRV Greek Villa	UKH Universal Khaki

### Protective Top Coat

DuraTex™ offers exceptional hardness along with abrasion and impact resistance, it has been formulated to eliminate hazardous and harmful gases that are normally associated with wood finish.

### DuraTex™ Features

Safety - Significantly reduces hazardous formaldehyde emissions which help improve the quality of the indoor air we breathe. Quality - Developed to be tough and durable with special attention to appearance. The DuraTex™ finish preserves the natural beauty of wood. Durability - Designed to meet a wide range of demanding performance and environmental standards to withstand even the highest wear and tear.

### Custom/Special Finishes

JSI, upon request, will accommodate special finishes. A written request is required to proceed with custom finish orders. A sample reference is required for first time matches and must be included with the written request.

There is a one time charge of **\$384** list per order for any non-standard wood finish. Orders will be entered noting the special finish. A sample match will be provided to the customer. Written approval is needed before the finish process can be started. Delays in approval may have an impact on lead times.

Every effort will be made to create the requested match; however, an acceptable match may not be possible because of natural variations of wood. These natural variations can also cause minor differences in the final finish product.

## Reef Product Information

### Finish Sheen

All veneer finishes are standard in 35-sheen, with the exception of Raven. Raven is only offered in 15 sheen. All other finishes can have their sheen modified with a 15% upcharge added to the list price of each item.

### Species Change

For species changes contact customer service for a quote.

### Laminate Tops

Work surface only, no additional upcharge if Reef's coordinating wood grain laminate is specified. Contact Customer Service for any other laminate request. Listed below are finishes that have coordinating wood grain HPL laminates.

#### ESS Essentials Veneer

BRK Brickdust	MIN Mineral
CSK Cask	MCH Mocha
CLY Clay	OBK Outback
FAW Fawn	PIL Pilsner
FLN Flint	UMB Umber
LOF Loft	VAL Valley
MES Mesa	

#### ART Artisan Veneer

EGR Egret

### Reef Laminate

Reef Laminate features TFL (thermally fused laminate) chassis components. Worksurfaces are available in HPL (high pressure laminate).

Edges of the worksurface are banded with impact resistant (PVC) on HPL tops. The laminate is offered in 19 wood grain patterns and 7 solid colors. Wood grain laminates feature an embossed grain that adds texture and helps to hide finger prints and light scratches. The solid color laminates are smooth to the touch with a semi-matte finish. All Reef Laminate products are indoor-air certified by GreenGuard.

The chart below lists the laminates available on the Reef product.

#### TFL - HPL Wood Grain Pattern Laminates

BEL Belair	MIN Mineral
BRK Brickdust	MCH Mocha
CSK Cask	OBK Outback
CLY Clay	PIL Pilsner
EGR Egret	PIN Pinnacle Walnut
FAW Fawn	UMB Umber
FLN Flint	VAL Valley
FLO Florence Walnut	WLH Walnut Heights
LOF Loft	WEA Weathered Ash
MES Mesa	

#### TFL - HPL Solid Laminates

ALB Alabaster	SHD Shadow
BLK Black	SLG Slate Grey
BBL Bridal Blanco	ZEN Zen Grey
DWH Designer White	

### Worksurfaces

Worksurfaces are manufactured with 3-ply balanced construction. Tops are 1 3/16" thick with coordinating PVC edges. Worksurfaces feature 3mm PVC edges on user sides. Edge detail is flat with eased edge on top and bottom. Worksurface ends are banded with 1mm PVC.

### Case Construction

Reef Laminate end panels are produced using 1 3/16" thick substrate with TFL surfaces and matching PVC bands on exposed edges. Stretcher panels are 1 3/16" thick for layered tables and 3/4" thick on panel tables. Stretcher Panels feature heavy duty metal brackets that bolt to metal insert nuts in end panels. Reef 36", 42" and 48" deep tables feature dual stretcher panels that are sized to provide proper support for worksurfaces. Reef 20" deep wall dependent tables incorporate rear stretcher and metal support rails for work surface support. Worksurfaces are joined to end assemblies and stretcher panels by metal brackets and wood screws. Upper shelves on layered tables are 1 1/8" thick and attach with Modeez connectors and metal brackets. Bookcase sections are constructed from 3/4" thick TFL panels with 1mm edgebanding. Narrow bookcase and full bookcase assembly joinery include wood cleats, wood screws and metal fasteners. All tables have adjustable leveling glides. Reef tables require field assembly.

### Foot Rails

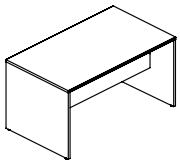
Optional metal foot rails are constructed with 14-gauge 1 3/4" square tubing with powder coated finish. Rails attach to end panels using 1/4"-20 machine screws into metal inserts in end panels.

### Metal Finishes for Foot Rails

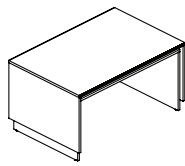
Aged Bronze	(ABZ)
Arctic Silver	(ASL)
Black Sandtex	(BSX)
Gold	(GLD)
Pewter	(PEW)
Soft Nickel	(SNK)
Soft Bronze	(SBZ)

# Reef - Overview

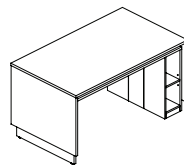
REEF



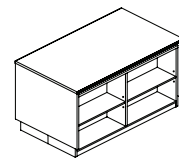
Panel Table



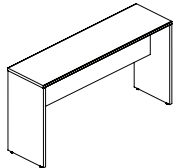
Layered Table



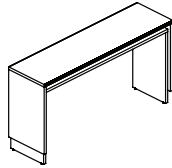
Layered Table with Asymmetric Bookshelf



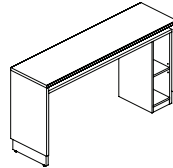
Layered Table with Full Width Bookcases



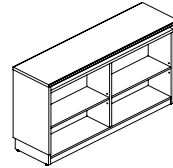
Wall Dependent Panel Table



Wall Dependent Layered Table



Wall Dependent Layered Table with Asymmetric Bookshelf

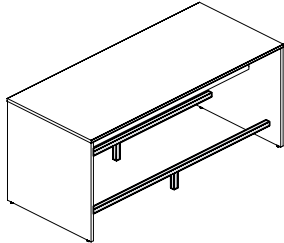


Wall Dependent Layered Table with Full Width Bookcases

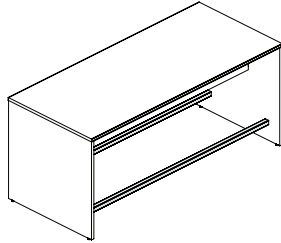
## Reef Product Information

### Optional Foot Rail

Optional foot rail in the Arctic Silver, Black Sandtex Pewter, or Soft Nickel powder coat finish is available on the 42" h tables.



96" wide



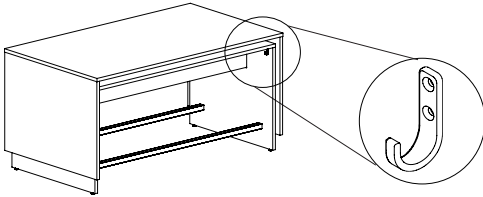
54", 60", 72", & 84" wide

Double Sided Table - Two Rails - add \$1,097 list

Single Sided Table - One Rail - add \$614 list

### Optional Coat Hook

Optional satin stainless steel coat hook is available on the 42" h and 37" h tables.



Double Sided Table - Four Hooks - add \$210 list

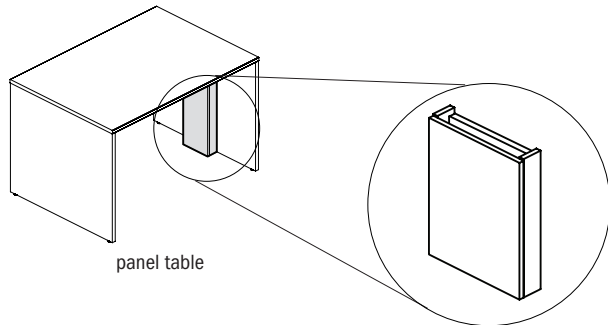
Single Sided Table - Two Hooks - add \$129 list

### Vertical Wire Manager

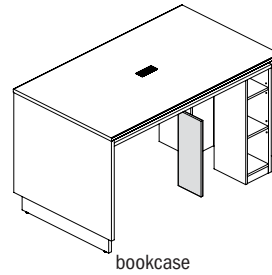
Vertical Wire Manager is optional on the 48", 42" and 36" d units, select veneer or laminate.

Bookcases feature integrated vertical wire management with a removable access panel. Vertical wire managers are not available on bookcase sides.

Note: Not available on 20" d units.



panel table



bookcase

## Reef Product Information

Chart below should be used when determining appropriate Vertical Wire Manager for Panel Tables.

REEF

Depth	Table		Vertical Wire Manager	
	Width	Height	Veneer	Laminate
48	96	42	REV1617WMA	RET1617WMA
48	84	42	REV1617WMA	RET1617WMA
48	72	42	REV1617WMA	RET1617WMA
48	60	42	REV1617WMA	RET1617WMA
48	54	42	REV1617WMA	RET1617WMA
42	96	42	REV1017WMA	RET1017WMA
42	84	42	REV1017WMA	RET1017WMA
42	72	42	REV1017WMA	RET1017WMA
42	60	42	REV1017WMA	RET1017WMA
42	54	42	REV1017WMA	RET1017WMA
36	96	42	REV1017WMA	RET1017WMA
36	84	42	REV1017WMA	RET1017WMA
36	72	42	REV1017WMA	RET1017WMA
36	60	42	REV1017WMA	RET1017WMA
36	54	42	REV1017WMA	RET1017WMA
48	96	37	REV1617WMA	RET1617WMA
48	84	37	REV1617WMA	RET1617WMA
48	72	37	REV1617WMA	RET1617WMA
48	60	37	REV1617WMA	RET1617WMA
48	54	37	REV1617WMA	RET1617WMA
42	96	37	REV1017WMA	RET1017WMA
42	84	37	REV1017WMA	RET1017WMA
42	72	37	REV1017WMA	RET1017WMA
42	60	37	REV1017WMA	RET1017WMA
42	54	37	REV1017WMA	RET1017WMA
36	96	37	REV1017WMA	RET1017WMA
36	84	37	REV1017WMA	RET1017WMA
36	72	37	REV1017WMA	RET1017WMA
36	60	37	REV1017WMA	RET1017WMA
36	54	37	REV1017WMA	RET1017WMA

Depth	Table		Vertical Wire Manager	
	Width	Height	Veneer	Laminate
48	96	30	REV1617WMA	RET1617WMA
48	84	30	REV1617WMA	RET1617WMA
48	72	30	REV1617WMA	RET1617WMA
48	60	30	REV1617WMA	RET1617WMA
48	54	30	REV1617WMA	RET1617WMA
42	96	30	REV1017WMA	RET1017WMA
42	84	30	REV1017WMA	RET1017WMA
42	72	30	REV1017WMA	RET1017WMA
42	60	30	REV1017WMA	RET1017WMA
42	54	30	REV1017WMA	RET1017WMA
36	96	30	REV1017WMA	RET1017WMA
36	84	30	REV1017WMA	RET1017WMA
36	72	30	REV1017WMA	RET1017WMA
36	60	30	REV1017WMA	RET1017WMA
36	54	30	REV1017WMA	RET1017WMA

## Reef Product Information

Chart below should be used when determining appropriate Vertical Wire Manager for Layered Tables and Layered Tables with Asymmetric Bookshelf.

Depth	Table		Vertical Wire Manager	
	Width	Height	Veneer	Laminate
48	96	42	REV1626WMA	RET1626WMA
48	84	42	REV1626WMA	RET1626WMA
48	72	42	REV1626WMA	RET1626WMA
48	60	42	REV1626WMA	RET1626WMA
48	54	42	REV1626WMA	RET1626WMA
42	96	42	REV1026WMA	RET1026WMA
42	84	42	REV1026WMA	RET1026WMA
42	72	42	REV1026WMA	RET1026WMA
42	60	42	REV1026WMA	RET1026WMA
42	54	42	REV1026WMA	RET1026WMA
36	96	42	REV1026WMA	RET1026WMA
36	84	42	REV1026WMA	RET1026WMA
36	72	42	REV1026WMA	RET1026WMA
36	60	42	REV1026WMA	RET1026WMA
36	54	42	REV1026WMA	RET1026WMA
48	96	37	REV1626WMA	RET1626WMA
48	84	37	REV1626WMA	RET1626WMA
48	72	37	REV1626WMA	RET1626WMA
48	60	37	REV1626WMA	RET1626WMA
48	54	37	REV1626WMA	RET1626WMA
42	96	37	REV1026WMA	RET1026WMA
42	84	37	REV1026WMA	RET1026WMA
42	72	37	REV1026WMA	RET1026WMA
42	60	37	REV1026WMA	RET1026WMA
42	54	37	REV1026WMA	RET1026WMA
36	96	37	REV1026WMA	RET1026WMA
36	84	37	REV1026WMA	RET1026WMA
36	72	37	REV1026WMA	RET1026WMA
36	60	37	REV1026WMA	RET1026WMA
36	54	37	REV1026WMA	RET1026WMA

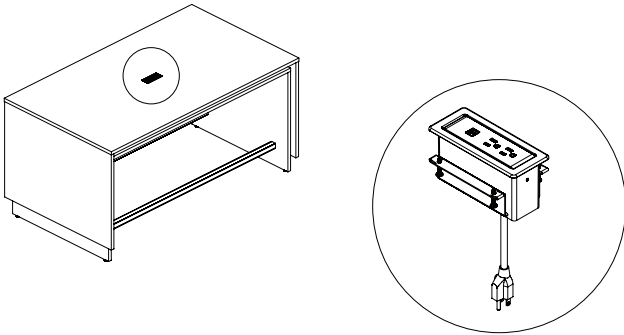
Depth	Table		Vertical Wire Manager	
	Width	Height	Veneer	Laminate
48	96	30	REV1620WMA	RET1620WMA
48	84	30	REV1620WMA	RET1620WMA
48	72	30	REV1620WMA	RET1620WMA
48	60	30	REV1620WMA	RET1620WMA
48	54	30	REV1620WMA	RET1620WMA
42	96	30	REV1020WMA	RET1020WMA
42	84	30	REV1020WMA	RET1020WMA
42	72	30	REV1020WMA	RET1020WMA
42	60	30	REV1020WMA	RET1020WMA
42	54	30	REV1020WMA	RET1020WMA
36	96	30	REV1020WMA	RET1020WMA
36	84	30	REV1020WMA	RET1020WMA
36	72	30	REV1020WMA	RET1020WMA
36	60	30	REV1020WMA	RET1020WMA
36	54	30	REV1020WMA	RET1020WMA

## Reef Product Information

### Optional Worksurface Power

Optional Worksurface Power (EC26) is available on 48", 42" and 36" deep units. Indicate "to accommodate Worksurface Power" on your purchase order. When this option is specified the worksurface will have one cut out in the center. One EC26 Worksurface Power unit must be ordered separately, see page RE26. Length of cord is 10 feet.

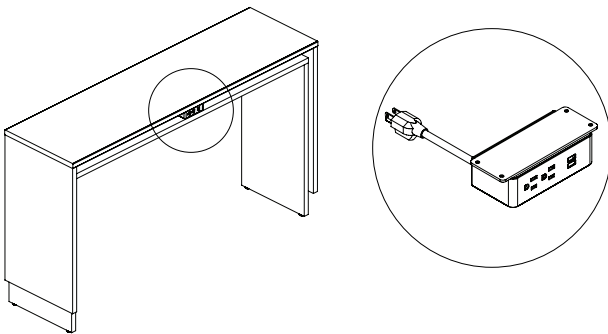
Note: Not available on wall dependent tables or tables with full width bookcases.



### Under Surface Power

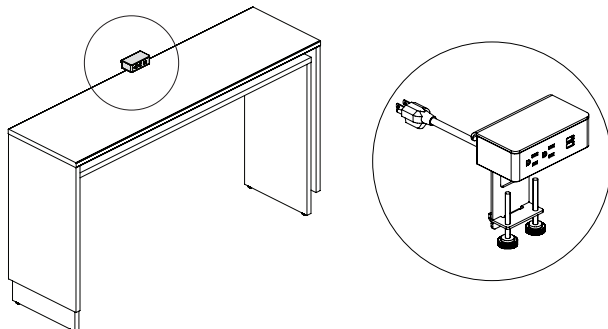
Under Surface Power (EC27) may be ordered for 48", 42", 36" and 20" deep units. The 48", 42" and 36" deep units can accommodate power unit on each side of the table. The 20" deep units can accommodate power units on the non-wall side. The EC27 Under Surface Power Unit(s) must be ordered separately, see page RE26. This unit is field installed. Length of cord is 10 feet.

Note: Not available on tables with full width bookcases.



### Edge Mount Power

Edge Mount Power (EC28) may be ordered for 20" deep units. This unit is field installed. Ordering information can be found on page RE26. Length of power cord is 10 feet.



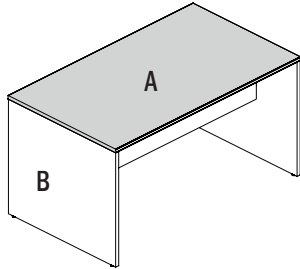


# Reef Product Information

## Material Options

**Note:** Only one veneer can be specified.

### Panel Table



**REV - Veneer**  
**A Worksurface**  
 Veneer

**B Panels**  
 Veneer  
 Paint

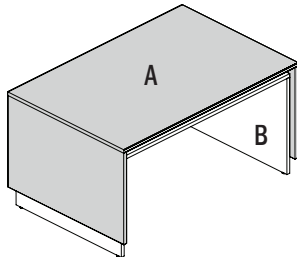
**Note:** Stretcher matches "B"

**RET - Laminate**  
**A Worksurface**  
 Laminate

**B Panels**  
 Laminate

**Note:** Stretcher matches "B"

### Layered Table



**REV - Veneer**  
**A Worksurface/Outer Panels**  
 Veneer

**B Inner Panels**  
 Veneer  
 Paint

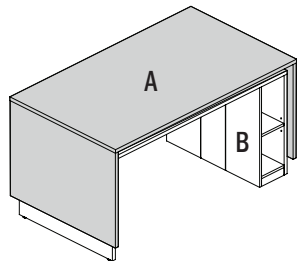
**Note:** Stretcher matches "B"

**RET - Laminate**  
**A Worksurface/Outer Panels**  
 Laminate

**B Inner Panels**  
 Laminate

**Note:** Stretcher matches "B"

### Layered Table with Asymmetric Bookshelf



**REV - Veneer**  
**A Worksurface/Outer Panels**  
 Veneer

**B Bookcase/Inner Panels**  
 Veneer  
 Paint

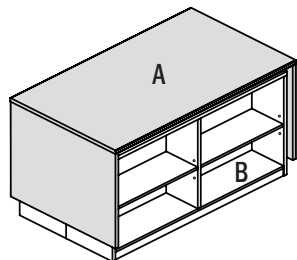
**Note:** Stretcher matches "B"

**RET - Laminate**  
**A Worksurface/Outer Panels**  
 Laminate

**B Bookcase/Inner Panels**  
 Laminate

**Note:** Stretcher matches "B"

### Layered Table with Full Width Bookcase



**REV - Veneer**  
**A Worksurface/Outer Panels**  
 Veneer

**B Bookcase/Inner Panels**  
 Veneer  
 Paint

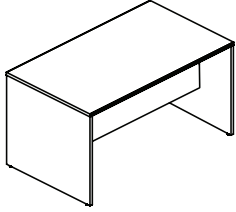
**Note:** Stretcher matches "B"

**RET - Laminate**  
**A Worksurface/Outer Panels**  
 Laminate

**B Bookcase/Inner Panels**  
 Laminate

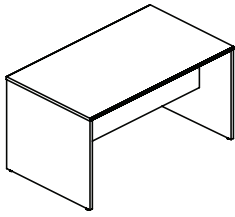
**Note:** Stretcher matches "B"

Description	D	W	H	CTN WT	CU FT	① Model	TFL Laminate List Price	HPL Laminate List Price	Essentials & Artisan Veneer List Price
42" h Panel Table	48	96	42	317	34	RET4896-42PT	\$2,219	\$3,016	
	48	96	42	317	34	REV4896-42PT			\$5,096
	48	84	42	292	31	RET4884-42PT	\$2,093	\$2,846	
	48	84	42	292	31	REV4884-42PT			\$4,806
	48	72	42	267	28	RET4872-42PT	\$1,967	\$2,649	
	48	72	42	267	28	REV4872-42PT			\$4,528
	48	60	42	241	25	RET4860-42PT	\$1,854	\$2,475	
	48	60	42	241	25	REV4860-42PT			\$4,278
	48	54	42	229	24	RET4854-42PT	\$1,804	\$2,397	
	48	54	42	229	24	REV4854-42PT			\$4,165
	42	96	42	288	31	RET4296-42PT	\$2,091	\$2,821	
	42	96	42	288	31	REV4296-42PT			\$4,803
	42	84	42	264	28	RET4284-42PT	\$1,971	\$2,662	
	42	84	42	264	28	REV4284-42PT			\$4,533
	42	72	42	241	26	RET4272-42PT	\$1,854	\$2,480	
	42	72	42	241	26	REV4272-42PT			\$4,270
	42	60	42	218	23	RET4260-42PT	\$1,748	\$2,315	
	42	60	42	218	23	REV4260-42PT			\$4,034
	42	54	42	206	22	RET4254-42PT	\$1,704	\$2,243	
	42	54	42	206	22	REV4254-42PT			\$3,929
	36	96	42	258	28	RET3696-42PT	\$1,926	\$2,598	
	36	96	42	258	28	REV3696-42PT			\$4,422
	36	84	42	237	25	RET3684-42PT	\$1,816	\$2,450	
	36	84	42	237	25	REV3684-42PT			\$4,170
	36	72	42	216	23	RET3672-42PT	\$1,707	\$2,280	
	36	72	42	216	23	REV3672-42PT			\$3,929
	36	60	42	194	20	RET3660-42PT	\$1,610	\$2,130	
	36	60	42	194	20	REV3660-42PT			\$3,714
	36	54	42	184	19	RET3654-42PT	\$1,566	\$2,063	
	36	54	42	184	19	REV3654-42PT			\$3,615



REEF

- ships KD
- vertical kneespace clearance 40 3/4"
- EC26 worksurface power available, specify "to accommodate worksurface power" on your purchase order; one EC26 unit must be ordered separately, see page [RE26](#)
- EC27 undersurface power available, see page [RE26](#)
- wire manager available, see page [RE25](#)
- optional foot rail (two rails), specify and add \$1,097 list
- optional coat hooks (four hooks), specify and add \$210 list

Description	D	W	H	CTN WT	CU FT	① Model	TFL Laminate List Price	HPL Laminate List Price	Essentials & Artisan Veneer List Price
37" h Panel Table	48	96	37	286	32	RET4896-37PT	\$2,066	\$2,833	
	48	96	37	286	32	REV4896-37PT			\$4,797
	48	84	37	263	29	RET4884-37PT	\$1,951	\$2,673	
	48	84	37	263	29	REV4884-37PT			\$4,526
	48	72	37	240	26	RET4872-37PT	\$1,822	\$2,478	
	48	72	37	240	26	REV4872-37PT			\$4,266
	48	60	37	218	23	RET4860-37PT	\$1,711	\$2,302	
	48	60	37	218	23	REV4860-37PT			\$4,031
	48	54	37	206	22	RET4854-37PT	\$1,658	\$2,225	
	48	54	37	206	22	REV4854-37PT			\$3,929
	42	96	37	258	29	RET4296-37PT	\$1,934	\$2,633	
	42	96	37	258	29	REV4296-37PT			\$4,515
	42	84	37	237	26	RET4284-37PT	\$1,822	\$2,483	
	42	84	37	237	26	REV4284-37PT			\$4,260
	42	72	37	216	24	RET4272-37PT	\$1,706	\$2,303	
	42	72	37	216	24	REV4272-37PT			\$4,018
	42	60	37	196	21	RET4260-37PT	\$1,602	\$2,144	
	42	60	37	196	21	REV4260-37PT			\$3,799
	42	54	37	185	20	RET4254-37PT	\$1,557	\$2,075	
	42	54	37	185	20	REV4254-37PT			\$3,705
	36	96	37	229	25	RET3696-37PT	\$1,779	\$2,423	
	36	96	37	229	25	REV3696-37PT			\$4,157
	36	84	37	211	23	RET3684-37PT	\$1,678	\$2,288	
	36	84	37	211	23	REV3684-37PT			\$3,918
	36	72	37	192	21	RET3672-37PT	\$1,571	\$2,121	
	36	72	37	192	21	REV3672-37PT			\$3,696
	36	60	37	173	19	RET3660-37PT	\$1,476	\$1,974	
	36	60	37	173	19	REV3660-37PT			\$3,499
	36	54	37	164	18	RET3654-37PT	\$1,434	\$1,913	
	36	54	37	164	18	REV3654-37PT			\$3,409

- ships KD
- vertical kneespace clearance 35 3/4"
- EC26 worksurface power available, specify "to accommodate worksurface power" on your purchase order; one EC26 unit must be ordered separately, see page [RE26](#)
- EC27 undersurface power available, see page [RE26](#)
- wire manager available, see page [RE25](#)
- optional coat hooks (four hooks), specify and add \$210 list

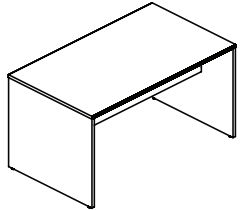
**To Order, Specify:**

**Veneer**

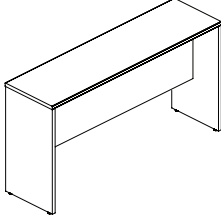
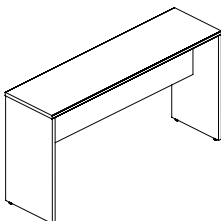
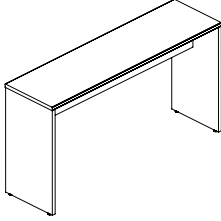
- ① Model Number
- ② Finish Color (see page [RE2](#))
- ③ Panels Finish
  - a.) Same as Worksurface
  - b.) Paint (see page [RE2](#))
- ④ Other Product Options

**Laminate**

- ① Model Number
- ② Worksurface Material (see page [RE3](#))
  - a.) TFL
  - b.) HPL
- ③ Worksurface Laminate Color (see page [RE3](#))
- ④ Panels Laminate Color
  - a.) Same as Worksurface
  - b.) Other Laminate (see page [RE3](#))
- ⑤ Other Product Options

Description	D	W	H	CTN WT	CU FT	① Model	TFL Laminate List Price	HPL Laminate List Price	Essentials & Artisan Veneer List Price
30" h Panel Table	48	96	30	254	29	RET4896-30PT	\$1,927	\$2,669	
	48	96	30	254	29	REV4896-30PT			\$4,503
	48	84	30	233	26	RET4884-30PT	\$1,818	\$2,516	
	48	84	30	233	26	REV4884-30PT			\$4,247
	48	72	30	211	24	RET4872-30PT	\$1,690	\$2,316	
	48	72	30	211	24	REV4872-30PT			\$3,999
	48	60	30	190	21	RET4860-30PT	\$1,574	\$2,136	
	48	60	30	190	21	REV4860-30PT			\$3,778
	48	54	30	179	20	RET4854-30PT	\$1,525	\$2,058	
	48	54	30	179	20	REV4854-30PT			\$3,678
	42	96	30	229	26	RET4296-30PT	\$1,823	\$2,502	
	42	96	30	229	26	REV4296-30PT			\$4,245
	42	84	30	209	24	RET4284-30PT	\$1,722	\$2,360	
	42	84	30	209	24	REV4284-30PT			\$4,004
	42	72	30	190	21	RET4272-30PT	\$1,601	\$2,175	
	42	72	30	190	21	REV4272-30PT			\$3,769
	42	60	30	171	19	RET4260-30PT	\$1,490	\$2,008	
	42	60	30	171	19	REV4260-30PT			\$3,561
	42	54	30	161	18	RET4254-30PT	\$1,443	\$1,931	
	42	54	30	161	18	REV4254-30PT			\$3,471
	36	96	30	203	23	RET3696-30PT	\$1,679	\$2,303	
	36	96	30	203	23	REV3696-30PT			\$3,908
	36	84	30	186	21	RET3684-30PT	\$1,584	\$2,174	
	36	84	30	186	21	REV3684-30PT			\$3,685
	36	72	30	168	19	RET3672-30PT	\$1,474	\$2,004	
	36	72	30	168	19	REV3672-30PT			\$3,471
	36	60	30	151	17	RET3660-30PT	\$1,374	\$1,848	
	36	60	30	151	17	REV3660-30PT			\$3,279
	36	54	30	142	16	RET3654-30PT	\$1,331	\$1,778	
	36	54	30	142	16	REV3654-30PT			\$3,197

- ships KD
- vertical kneespace clearance 28 3/4"
- EC26 worksurface power available, specify "to accommodate worksurface power" on your purchase order; one EC26 unit must be ordered separately, see page [RE26](#)
- EC27 undersurface power available, see page [RE26](#)
- wire manager available, see page [RE25](#)

Description	D	W	H	CTN WT	CU FT	① Model	TFL Laminate List Price	HPL Laminate List Price	Essentials & Artisan Veneer List Price
	20	84	42	105	14	RET2084-42PT	\$1,202	\$1,589	
	20	84	42	105	14	REV2084-42PT			\$2,861
	20	72	42	94	13	RET2072-42PT	\$1,138	\$1,491	
	20	72	42	94	13	REV2072-42PT			\$2,715
	20	60	42	83	12	RET2060-42PT	\$1,082	\$1,407	
	20	60	42	83	12	REV2060-42PT			\$2,565
	20	84	37	94	13	RET2084-37PT	\$1,109	\$1,488	
	20	84	37	94	13	REV2084-37PT			\$2,711
	20	72	37	84	12	RET2072-37PT	\$1,038	\$1,382	
	20	72	37	84	12	REV2072-37PT			\$2,555
	20	60	37	74	11	RET2060-37PT	\$977	\$1,286	
	20	60	37	74	11	REV2060-37PT			\$2,415
	20	84	30	85	12	RET2084-30PT	\$1,048	\$1,416	
	20	84	30	85	12	REV2084-30PT			\$2,548
	20	72	30	76	11	RET2072-30PT	\$973	\$1,305	
	20	72	30	76	11	REV2072-30PT			\$2,398
	20	60	30	66	10	RET2060-30PT	\$909	\$1,208	
	20	60	30	66	10	REV2060-30PT			\$2,265
	20	54	30	62	9	RET2054-30PT	\$882	\$1,158	
	20	54	30	62	9	REV2054-30PT			\$2,209

- ships KD
- intended for use against a wall, does not attach to the wall
- exposed hardware on back side
- EC27 undersurface power available, see page [RE26](#)
- EC28 edge mount power available, see page [RE26](#)
- optional foot rail available on 42" table, specify and add \$614 list
- optional coat hooks (two hooks) available on 42" and 37" tables, specify and add \$129 list
- vertical kneespace clearance for 42" panel table - 40 3/4"
- vertical kneespace clearance for 37" panel table - 35 3/4"
- vertical kneespace clearance for 30" panel table - 28 3/4"

**To Order, Specify:**

**Veneer**

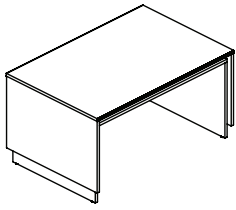
- ① Model Number
- ② Finish Color (see page [RE2](#))
- ③ Panels Finish
  - a.) Same as Worksurface
  - b.) Paint (see page [RE2](#))
- ④ Other Product Options

**Laminate**

- ① Model Number
- ② Worksurface Material (see page [RE3](#))
  - a.) TFL
  - b.) HPL
- ③ Worksurface Laminate Color (see page [RE3](#))
- ④ Panels Laminate Color
  - a.) Same as Worksurface
  - b.) Other Laminate (see page [RE3](#))
- ⑤ Other Product Options

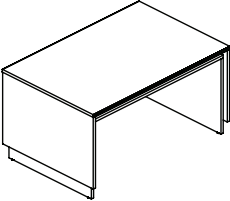
REEF

Description	D	W	H	CTN WT	CU FT	① Model	TFL Laminate List Price	HPL Laminate List Price	Essentials & Artisan Veneer List Price
42" h Layered Table	48	96	42	443	44	RET4896-42LT	\$3,132	\$4,126	
	48	96	42	443	44	REV4896-42LT			\$6,980
	48	84	42	409	40	RET4884-42LT	\$2,957	\$3,893	
	48	84	42	409	40	REV4884-42LT			\$6,584
	48	72	42	375	37	RET4872-42LT	\$2,776	\$3,626	
	48	72	42	375	37	REV4872-42LT			\$6,202
	48	60	42	340	33	RET4860-42LT	\$2,619	\$3,387	
	48	60	42	340	33	REV4860-42LT			\$5,858
	48	54	42	323	31	RET4854-42LT	\$2,549	\$3,279	
	48	54	42	323	31	REV4854-42LT			\$5,704
	42	96	42	407	41	RET4296-42LT	\$2,979	\$3,875	
	42	96	42	407	41	REV4296-42LT			\$6,663
	42	84	42	375	37	RET4284-42LT	\$2,812	\$3,656	
	42	84	42	375	37	REV4284-42LT			\$6,286
	42	72	42	342	33	RET4272-42LT	\$2,644	\$3,407	
	42	72	42	342	33	REV4272-42LT			\$5,921
	42	60	42	310	30	RET4260-42LT	\$2,490	\$3,181	
	42	60	42	310	30	REV4260-42LT			\$5,594
	42	54	42	294	28	RET4254-42LT	\$2,425	\$3,081	
	42	54	42	294	28	REV4254-42LT			\$5,451
	36	96	42	355	36	RET3696-42LT	\$2,745	\$3,569	
	36	96	42	355	36	REV3696-42LT			\$6,134
	36	84	42	327	33	RET3684-42LT	\$2,589	\$3,367	
	36	84	42	327	33	REV3684-42LT			\$5,784
	36	72	42	299	29	RET3672-42LT	\$2,433	\$3,133	
	36	72	42	299	29	REV3672-42LT			\$5,451
	36	60	42	270	26	RET3660-42LT	\$2,294	\$2,927	
	36	60	42	270	26	REV3660-42LT			\$5,150
	36	54	42	256	25	RET3654-42LT	\$2,232	\$2,835	
	36	54	42	256	25	REV3654-42LT			\$5,014



REEF

- ships KD
- vertical kneespace clearance 36 5/8"
- vertical shelf clearance 2 15/16"
- EC26 worksurface power available, specify "to accommodate worksurface power" on your purchase order; one EC26 unit must be ordered separately, see page [RE26](#)
- EC27 undersurface power available, see page [RE26](#)
- wire manager available, see page [RE25](#)
- optional foot rail (two rails), specify and add \$1,097 list
- optional coat hooks (four hooks), specify and add \$210 list

Description	D	W	H	CTN WT	CU FT	① Model	TFL Laminate List Price	HPL Laminate List Price	Essentials & Artisan Veneer List Price
37" h Layered Table	48	96	37	407	41	RET4896-37LT	\$2,926	\$3,879	
	48	96	37	407	41	REV4896-37LT			\$6,600
	48	84	37	375	38	RET4884-37LT	\$2,761	\$3,662	
	48	84	37	375	38	REV4884-37LT			\$6,226
	48	72	37	343	34	RET4872-37LT	\$2,586	\$3,394	
	48	72	37	343	34	REV4872-37LT			\$5,870
	48	60	37	312	30	RET4860-37LT	\$2,422	\$3,158	
	48	60	37	312	30	REV4860-37LT			\$5,549
	48	54	37	296	29	RET4854-37LT	\$2,350	\$3,051	
	48	54	37	296	29	REV4854-37LT			\$5,407
	42	96	37	372	38	RET4296-37LT	\$2,755	\$3,619	
	42	96	37	372	38	REV4296-37LT			\$6,264
	42	84	37	343	34	RET4284-37LT	\$2,599	\$3,413	
	42	84	37	343	34	REV4284-37LT			\$5,909
	42	72	37	313	31	RET4272-37LT	\$2,431	\$3,166	
	42	72	37	313	31	REV4272-37LT			\$5,573
	42	60	37	283	28	RET4260-37LT	\$2,280	\$2,947	
	42	60	37	283	28	REV4260-37LT			\$5,268
	42	54	37	268	26	RET4254-37LT	\$2,217	\$2,852	
	42	54	37	268	26	REV4254-37LT			\$5,136
	36	96	37	322	33	RET3696-37LT	\$2,533	\$3,330	
	36	96	37	322	33	REV3696-37LT			\$5,765
	36	84	37	297	30	RET3684-37LT	\$2,390	\$3,139	
	36	84	37	297	30	REV3684-37LT			\$5,437
	36	72	37	271	27	RET3672-37LT	\$2,238	\$2,913	
	36	72	37	271	27	REV3672-37LT			\$5,123
	36	60	37	245	24	RET3660-37LT	\$2,102	\$2,713	
	36	60	37	245	24	REV3660-37LT			\$4,851
	36	54	37	233	23	RET3654-37LT	\$2,042	\$2,624	
	36	54	37	233	23	REV3654-37LT			\$4,723

- ships KD
- vertical kneespace clearance 31 5/8"
- vertical shelf clearance 2 1/4"
- EC26 worksurface power available, specify "to accommodate worksurface power" on your purchase order; one EC26 unit must be ordered separately, see page [RE26](#)
- EC27 undersurface power available, see page [RE26](#)
- wire manager available, see page [RE25](#)
- optional coat hooks (four hooks), specify and add \$210 list

**To Order, Specify:**

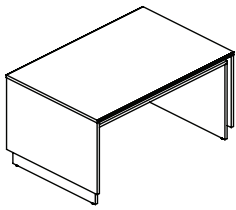
**Veneer**

- ① Model Number
- ② Finish Color (see page [RE2](#))
- ③ Panels Finish
  - a.) Same as Worksurface
  - b.) Paint (see page [RE2](#))
- ④ Other Product Options

**Laminate**

- ① Model Number
- ② Worksurface Material (see page [RE3](#))
  - a.) TFL
  - b.) HPL
- ③ Worksurface/Outer Panels Laminate Color (see page [RE3](#))
- ④ Inner Panels Laminate Color
  - a.) Same as Worksurface/Outer Panels
  - b.) Other Laminate (see page [RE3](#))
- ⑤ Other Product Options

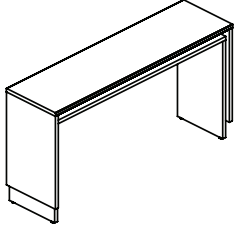
Description	D	W	H	CTN WT	CU FT	① Model	TFL Laminate List Price	HPL Laminate List Price	Essentials & Artisan Veneer List Price
30" h Layered Table	48	96	30	364	38	RET4896-30LT	\$2,746	\$3,664	
	48	96	30	364	38	REV4896-30LT			\$6,245
	48	84	30	334	34	RET4884-30LT	\$2,591	\$3,456	
	48	84	30	334	34	REV4884-30LT			\$5,891
	48	72	30	303	31	RET4872-30LT	\$2,408	\$3,182	
	48	72	30	303	31	REV4872-30LT			\$5,546
	48	60	30	273	27	RET4860-30LT	\$2,243	\$2,936	
	48	60	30	273	27	REV4860-30LT			\$5,238
	48	54	30	258	26	RET4854-30LT	\$2,174	\$2,828	
	48	54	30	258	26	REV4854-30LT			\$5,102
	42	96	30	334	35	RET4296-30LT	\$2,602	\$3,437	
	42	96	30	334	35	REV4296-30LT			\$5,884
	42	84	30	306	31	RET4284-30LT	\$2,454	\$3,244	
	42	84	30	306	31	REV4284-30LT			\$5,550
	42	72	30	277	28	RET4272-30LT	\$2,278	\$2,986	
	42	72	30	277	28	REV4272-30LT			\$5,228
	42	60	30	249	25	RET4260-30LT	\$2,127	\$2,760	
	42	60	30	249	25	REV4260-30LT			\$4,942
	42	54	30	235	23	RET4254-30LT	\$2,060	\$2,656	
	42	54	30	235	23	REV4254-30LT			\$4,813
	36	96	30	288	30	RET3696-30LT	\$2,392	\$3,165	
	36	96	30	288	30	REV3696-30LT			\$5,417
	36	84	30	264	27	RET3684-30LT	\$2,259	\$2,985	
	36	84	30	264	27	REV3684-30LT			\$5,111
	36	72	30	239	25	RET3672-30LT	\$2,099	\$2,753	
	36	72	30	239	25	REV3672-30LT			\$4,813
	36	60	30	215	22	RET3660-30LT	\$1,960	\$2,537	
	36	60	30	215	22	REV3660-30LT			\$4,546
	36	54	30	203	20	RET3654-30LT	\$1,894	\$2,441	
	36	54	30	203	20	REV3654-30LT			\$4,429



REEF

- ships KD
- vertical kneespace clearance 24 5/8"
- vertical shelf clearance 2 15/16"
- EC26 worksurface power available, specify "to accommodate worksurface power" on your purchase order; one EC26 unit must be ordered separately, see page [RE26](#)
- EC27 undersurface power available, see page [RE26](#)
- wire manager available, see page [RE25](#)



Description	D	W	H	CTN WT	CU FT	① Model	TFL Laminate List Price	HPL Laminate List Price	Essentials & Artisan Veneer List Price
20"d Wall Dependent Layered Table	20	84	42	148	19	RET2084-42LT	\$1,711	\$2,183	
	20	84	42	148	19	REV2084-42LT			\$3,968
	20	72	42	132	17	RET2072-42LT	\$1,622	\$2,052	
	20	72	42	132	17	REV2072-42LT			\$3,762
	20	60	42	116	15	RET2060-42LT	\$1,541	\$1,931	
	20	60	42	116	15	REV2060-42LT			\$3,557
	20	54	42	109	14	RET2054-42LT	\$1,506	\$1,881	
	20	54	42	109	14	REV2054-42LT			\$3,463
	20	84	37	136	17	RET2084-37LT	\$1,581	\$2,047	
	20	84	37	136	17	REV2084-37LT			\$3,758
	20	72	37	121	16	RET2072-37LT	\$1,481	\$1,898	
	20	72	37	121	16	REV2072-37LT			\$3,544
	20	60	37	107	14	RET2060-37LT	\$1,391	\$1,769	
	20	60	37	107	14	REV2060-37LT			\$3,350
	20	54	37	100	13	RET2054-37LT	\$1,351	\$1,711	
	20	54	37	100	13	REV2054-37LT			\$3,265
	20	84	30	125	16	RET2084-30LT	\$1,491	\$1,943	
	20	84	30	125	16	REV2084-30LT			\$3,528
	20	72	30	111	14	RET2072-30LT	\$1,388	\$1,793	
	20	72	30	111	14	REV2072-30LT			\$3,324
	20	60	30	97	13	RET2060-30LT	\$1,295	\$1,655	
	20	60	30	97	13	REV2060-30LT			\$3,139
	20	54	30	86	12	RET2054-30LT	\$1,255	\$1,588	
	20	54	30	86	12	REV2054-30LT			\$3,059

- ships KD
- intended for use against a wall, does not attach to the wall
- exposed hardware on back side
- vertical shelf clearance 2 15/16"
- EC27 undersurface power available, see page [RE26](#)
- EC28 edge mount power available, see page [RE26](#)
- optional foot rail available on 42"h table, specify and add \$614 list
- optional coat hooks (two hooks) available on 42"h and 37"h tables, specify and add \$129 list
- vertical kneespace clearance for 42"h layered table - 36 5/8"
- vertical kneespace clearance for 37"h layered table - 31 5/8"
- vertical kneespace clearance for 30"h layered table - 24 5/8"

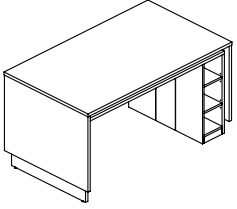
**To Order, Specify:**

**Veneer**

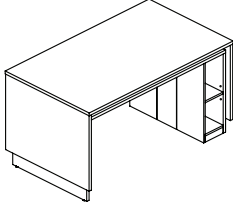
- ① Model Number
- ② Finish Color (see page [RE2](#))
- ③ Inner Panels Finish
  - a.) Same as Worksurface/Outer Panels
  - b.) Paint (see page [RE2](#))
- ④ Other Product Options

**Laminate**

- ① Model Number
- ② Worksurface Material (see page [RE3](#))
  - a.) TFL
  - b.) HPL
- ③ Worksurface/Outer Panels Laminate Color (see page [RE3](#))
- ④ Inner Panels Laminate Color
  - a.) Same as Worksurface/Outer Panels
  - b.) Other Laminate (see page [RE3](#))
- ⑤ Other Product Options

Description	D	W	H	CTN WT	CU FT	① Model	TFL Laminate List Price	HPL Laminate List Price	Essentials & Artisan Veneer List Price
42" h Layered Table with Asymmetric Bookshelf	48	96	42	579	55	RET4896-42LTNB	\$3,642	\$4,700	
	48	96	42	579	55	REV4896-42LTNB			\$8,007
	48	84	42	545	51	RET4884-42LTNB	\$3,433	\$4,431	
	48	84	42	545	51	REV4884-42LTNB			\$7,554
	48	72	42	511	47	RET4872-42LTNB	\$3,257	\$4,166	
	48	72	42	511	47	REV4872-42LTNB			\$7,167
	48	60	42	476	43	RET4860-42LTNB	\$3,097	\$3,927	
	48	60	42	476	43	REV4860-42LTNB			\$6,827
	48	54	42	459	42	RET4854-42LTNB	\$3,026	\$3,819	
	48	54	42	459	42	REV4854-42LTNB			\$6,669
	42	96	42	530	50	RET4296-42LTNB	\$3,443	\$4,425	
	42	96	42	530	50	REV4296-42LTNB			\$7,580
	42	84	42	498	46	RET4284-42LTNB	\$3,247	\$4,173	
	42	84	42	498	46	REV4284-42LTNB			\$7,151
	42	72	42	466	43	RET4272-42LTNB	\$3,077	\$3,923	
	42	72	42	466	43	REV4272-42LTNB			\$6,786
	42	60	42	433	39	RET4260-42LTNB	\$2,926	\$3,699	
	42	60	42	433	39	REV4260-42LTNB			\$6,458
	42	54	42	417	38	RET4254-42LTNB	\$2,860	\$3,598	
	42	54	42	417	38	REV4254-42LTNB			\$6,313
	36	96	42	466	44	RET3696-42LTNB	\$3,184	\$4,076	
	36	96	42	466	44	REV3696-42LTNB			\$7,043
	36	84	42	437	41	RET3684-42LTNB	\$3,003	\$3,843	
	36	84	42	437	41	REV3684-42LTNB			\$6,645
	36	72	42	409	38	RET3672-42LTNB	\$2,848	\$3,612	
	36	72	42	409	38	REV3672-42LTNB			\$6,310
	36	60	42	381	34	RET3660-42LTNB	\$2,711	\$3,407	
	36	60	42	381	34	REV3660-42LTNB			\$6,012
	36	54	42	367	33	RET3654-42LTNB	\$2,648	\$3,313	
	36	54	42	367	33	REV3654-42LTNB			\$5,873

- ships KD
- vertical kneespace clearance 36 5/8"
- vertical shelf clearance 2 15/16"
- adjustable shelves
- removable wire access panel on bookcase side
- EC26 worksurface power available, specify "to accommodate worksurface power" on your purchase order; one EC26 unit must be ordered separately, see page [RE26](#)
- EC27 undersurface power available, see page [RE26](#)
- wire manager available on non-bookcase side, see page [RE25](#)
- optional foot rail (two rails), specify and add \$1,097 list
- optional coat hooks (four hooks), specify and add \$210 list

Description	D	W	H	CTN WT	CU FT	① Model	TFL Laminate List Price	HPL Laminate List Price	Essentials & Artisan Veneer List Price
37" h Layered Table with Asymmetric Bookshelf	48	96	37	531	51	RET4896-37LTNB	\$3,423	\$4,373	
	48	96	37	531	51	REV4896-37LTNB			\$7,526
	48	84	37	499	47	RET4884-37LTNB	\$3,228	\$4,124	
	48	84	37	499	47	REV4884-37LTNB			\$7,098
	48	72	37	467	44	RET4872-37LTNB	\$3,061	\$3,916	
	48	72	37	467	44	REV4872-37LTNB			\$6,740
	48	60	37	436	40	RET4860-37LTNB	\$2,912	\$3,693	
	48	60	37	436	40	REV4860-37LTNB			\$6,418
	48	54	37	420	38	RET4854-37LTNB	\$2,846	\$3,594	
	48	54	37	420	38	REV4854-37LTNB			\$6,271
	42	96	37	485	46	RET4296-37LTNB	\$3,238	\$4,116	
	42	96	37	485	46	REV4296-37LTNB			\$7,127
	42	84	37	455	43	RET4284-37LTNB	\$3,052	\$3,882	
	42	84	37	455	43	REV4284-37LTNB			\$6,724
	42	72	37	425	40	RET4272-37LTNB	\$2,893	\$3,688	
	42	72	37	425	40	REV4272-37LTNB			\$6,379
	42	60	37	396	36	RET4260-37LTNB	\$2,751	\$3,477	
	42	60	37	396	36	REV4260-37LTNB			\$6,074
	42	54	37	381	35	RET4254-37LTNB	\$2,688	\$3,384	
	42	54	37	381	35	REV4254-37LTNB			\$5,936
	36	96	37	423	40	RET3696-37LTNB	\$2,930	\$3,751	
	36	96	37	423	40	REV3696-37LTNB			\$6,482
	36	84	37	398	37	RET3684-37LTNB	\$2,764	\$3,538	
	36	84	37	398	37	REV3684-37LTNB			\$6,113
	36	72	37	372	35	RET3672-37LTNB	\$2,622	\$3,325	
	36	72	37	372	35	REV3672-37LTNB			\$5,807
	36	60	37	346	32	RET3660-37LTNB	\$2,494	\$3,133	
	36	60	37	346	32	REV3660-37LTNB			\$5,533
	36	54	37	334	30	RET3654-37LTNB	\$2,436	\$3,050	
	36	54	37	334	30	REV3654-37LTNB			\$5,407

- ships KD
- vertical kneespace clearance 31 5/8"
- vertical shelf clearance 2 15/16"
- adjustable shelf
- removable wire access panel on bookcase side
- EC26 worksurface power available, specify "to accommodate worksurface power" on your purchase order; one EC26 unit must be ordered separately, see page [RE26](#)
- EC27 undersurface power available, see page [RE26](#)
- wire manager available on non-bookcase side, see page [RE25](#)
- optional coat hooks (four hooks), specify and add \$210 list

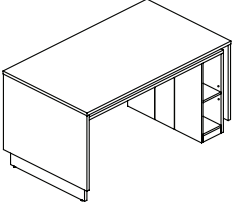
**To Order, Specify:**

**Veneer**

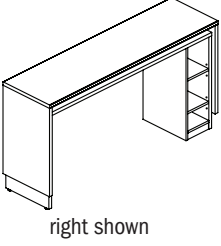
- ① Model Number
- ② Finish Color (see page [RE2](#))
- ③ Bookcase /Inner Panels Finish
  - a.) Same as Worksurface/Outer Panels
  - b.) Paint (see page [RE2](#))
- ④ Other Product Options

**Laminate**

- ① Model Number
- ② Worksurface Material (see page [RE3](#))
  - a.) TFL
  - b.) HPL
- ③ Worksurface/Outer Panels Laminate Color (see page [RE3](#))
- ④ Bookcase/Inner Panels Laminate Color
  - a.) Same as Worksurface/Outer Panels
  - b.) Other Laminate (see page [RE3](#))
- ⑤ Other Product Options

Description	D	W	H	CTN WT	CU FT	① Model	TFL Laminate List Price	HPL Laminate List Price	Essentials & Artisan Veneer List Price
30" h Layered Table with Asymmetric Bookshelf	48	96	30	462	46	RET4896-30LTNB	\$3,218	\$4,112	
	48	96	30	462	46	REV4896-30LTNB			\$7,075
	48	84	30	432	42	RET4884-30LTNB	\$3,036	\$3,878	
	48	84	30	432	42	REV4884-30LTNB			\$6,671
	48	72	30	401	39	RET4872-30LTNB	\$2,879	\$3,681	
	48	72	30	401	39	REV4872-30LTNB			\$6,337
	48	60	30	371	35	RET4860-30LTNB	\$2,739	\$3,472	
	48	60	30	371	35	REV4860-30LTNB			\$6,036
	48	54	30	356	33	RET4854-30LTNB	\$2,675	\$3,377	
	48	54	30	356	33	REV4854-30LTNB			\$5,898
	42	96	30	423	42	RET4296-30LTNB	\$3,044	\$3,869	
	42	96	30	423	42	REV4296-30LTNB			\$6,701
	42	84	30	394	38	RET4284-30LTNB	\$2,870	\$3,650	
	42	84	30	394	38	REV4284-30LTNB			\$6,323
	42	72	30	366	35	RET4272-30LTNB	\$2,720	\$3,467	
	42	72	30	366	35	REV4272-30LTNB			\$5,998
	42	60	30	338	32	RET4260-30LTNB	\$2,588	\$3,270	
	42	60	30	338	32	REV4260-30LTNB			\$5,710
	42	54	30	324	30	RET4254-30LTNB	\$2,528	\$3,181	
	42	54	30	324	30	REV4254-30LTNB			\$5,583
	36	96	30	368	36	RET3696-30LTNB	\$2,696	\$3,454	
	36	96	30	368	36	REV3696-30LTNB			\$5,963
	36	84	30	344	33	RET3684-30LTNB	\$2,540	\$3,258	
	36	84	30	344	33	REV3684-30LTNB			\$5,624
	36	72	30	319	31	RET3672-30LTNB	\$2,414	\$3,061	
	36	72	30	319	31	REV3672-30LTNB			\$5,343
	36	60	30	295	28	RET3660-30LTNB	\$2,297	\$2,885	
	36	60	30	295	28	REV3660-30LTNB			\$5,091
	36	54	30	283	26	RET3654-30LTNB	\$2,242	\$2,808	
	36	54	30	283	26	REV3654-30LTNB			\$4,976

- ships KD
- vertical kneespace clearance 24 5/8"
- vertical shelf clearance 2 15/16"
- adjustable shelf
- removable wire access panel on bookcase side
- EC26 worksurface power available, specify "to accommodate worksurface power" on your purchase order; one EC26 unit must be ordered separately, see page [RE26](#)
- EC27 undersurface power available, see page [RE26](#)
- wire manager available on non-bookcase side, see page [RE25](#)

Description	D	W	H	CTN WT	CU FT	① Model	TFL Laminate List Price	HPL Laminate List Price	Essentials & Artisan Veneer List Price
42" h Wall Dependent Layered Table with Asymmetric Bookshelf	20	84	42	209	23	RET2084-42LTNBR	\$2,124	\$2,682	
	20	84	42	209	23	REV2084-42LTNBR			\$4,627
	20	84	42	209	23	RET2084-42LTNBL	\$2,124	\$2,682	
	20	84	42	209	23	REV2084-42LTNBL			\$4,627
	20	72	42	193	22	RET2072-42LTNBR	\$2,033	\$2,553	
	20	72	42	193	22	REV2072-42LTNBR			\$4,422
	20	72	42	193	22	RET2072-42LTNBL	\$2,033	\$2,553	
	20	72	42	193	22	REV2072-42LTNBL			\$4,422
	20	60	42	177	20	RET2060-42LTNBR	\$1,956	\$2,430	
	20	60	42	177	20	REV2060-42LTNBR			\$4,218
	20	60	42	177	20	RET2060-42LTNBL	\$1,956	\$2,430	
	20	60	42	177	20	REV2060-42LTNBL			\$4,218
	20	54	42	169	19	RET2054-42LTNBR	\$1,919	\$2,380	
	20	54	42	169	19	REV2054-42LTNBR			\$4,124
	20	54	42	169	19	RET2054-42LTNBL	\$1,919	\$2,380	
	20	54	42	169	19	REV2054-42LTNBL			\$4,124

- ships KD
- intended for use against a wall, does not attach to the wall
- exposed hardware on back side
- vertical kneespace clearance 36 5/8"
- vertical shelf clearance 2 15/16"
- adjustable shelves
- EC27 undersurface power available, see page [RE26](#)
- EC28 edge mount power available, see page [RE26](#)
- optional foot rail, specify and add \$614 list
- optional coat hooks (two hooks), specify and add \$129 list

**To Order, Specify:**

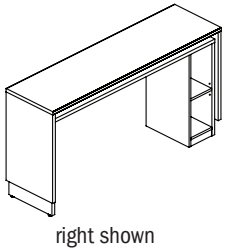
**Veneer**

- ① Model Number
- ② Finish Color (see page [RE2](#))
- ③ Bookcase /Inner Panels Finish
  - a.) Same as Worksurface/Outer Panels
  - b.) Paint (see page [RE2](#))
- ④ Other Product Options

**Laminate**

- ① Model Number
- ② Worksurface Material (see page [RE3](#))
  - a.) TFL
  - b.) HPL
- ③ Worksurface/Outer Panels Laminate Color (see page [RE3](#))
- ④ Bookcase/Inner Panels Laminate Color
  - a.) Same as Worksurface/Outer Panels
  - b.) Other Laminate (see page [RE3](#))
- ⑤ Other Product Options

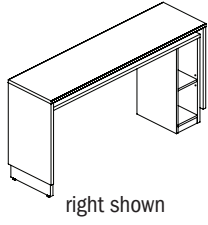
Description	D	W	H	CTN WT	CU FT	① Model	TFL Laminate List Price	HPL Laminate List Price	Essentials & Artisan Veneer List Price
37" h Wall Dependent Layered Table with Asymmetric Bookshelf	20	84	37	191	22	RET2084-37LTNBR	\$2,000	\$2,523	
	20	84	37	191	22	REV2084-37LTNBR			\$4,354
	20	84	37	191	22	RET2084-37LTNBL	\$2,000	\$2,523	
	20	84	37	191	22	REV2084-37LTNBL			\$4,354
	20	72	37	177	20	RET2072-37LTNBR	\$1,894	\$2,376	
	20	72	37	177	20	REV2072-37LTNBR			\$4,140
	20	72	37	177	20	RET2072-37LTNBL	\$1,894	\$2,376	
	20	72	37	177	20	REV2072-37LTNBL			\$4,140
	20	60	37	162	18	RET2060-37LTNBR	\$1,808	\$2,243	
	20	60	37	162	18	REV2060-37LTNBR			\$3,947
	20	60	37	162	18	RET2060-37LTNBL	\$1,808	\$2,243	
	20	60	37	162	18	REV2060-37LTNBL			\$3,947
	20	54	37	155	18	RET2054-37LTNBR	\$1,769	\$2,184	
	20	54	37	155	18	REV2054-37LTNBR			\$3,861
	20	54	37	155	18	RET2054-37LTNBL	\$1,769	\$2,184	
	20	54	37	155	18	REV2054-37LTNBL			\$3,861



right shown

REEF

- ships KD
- intended for use against a wall, does not attach to the wall
- exposed hardware on back side
- vertical kneespace clearance 31 5/8"
- vertical shelf clearance 2 15/16"
- adjustable shelf
- EC27 undersurface power available, see page [RE26](#)
- EC28 edge mount power available, see page [RE26](#)
- optional coat hooks (two hooks), specify and add \$129 list

Description	D	W	H	CTN WT	CU FT	① Model	TFL Laminate List Price	HPL Laminate List Price	Essentials & Artisan Veneer List Price
30" h Wall Dependent Layered Table with Asymmetric Bookshelf	20	84	30	169	19	RET2084-30LTNBR	\$1,879	\$2,372	
	20	84	30	169	19	REV2084-30LTNBR			\$4,095
	20	84	30	169	19	RET2084-30LTNBL	\$1,879	\$2,372	
	20	84	30	169	19	REV2084-30LTNBL			\$4,095
	20	72	30	155	18	RET2072-30LTNBR	\$1,772	\$2,219	
	20	72	30	155	18	REV2072-30LTNBR			\$3,890
	20	72	30	155	18	RET2072-30LTNBL	\$1,772	\$2,219	
	20	72	30	155	18	REV2072-30LTNBL			\$3,890
	20	60	30	141	16	RET2060-30LTNBR	\$1,678	\$2,084	
	20	60	30	141	16	REV2060-30LTNBR			\$3,708
	20	60	30	141	16	RET2060-30LTNBL	\$1,678	\$2,084	
	20	60	30	141	16	REV2060-30LTNBL			\$3,708
	20	54	30	134	15	RET2054-30LTNBR	\$1,638	\$2,016	
	20	54	30	134	15	REV2054-30LTNBR			\$3,625
	20	54	30	134	15	RET2054-30LTNBL	\$1,638	\$2,016	
	20	54	30	134	15	REV2054-30LTNBL			\$3,625

- ships KD
- intended for use against a wall, does not attach to the wall
- exposed hardware on back side
- vertical kneespace clearance 24 5/8"
- vertical shelf clearance 2 15/16"
- adjustable shelf
- EC27 undersurface power available, see page [RE26](#)
- EC28 edge mount power available, see page [RE26](#)

**To Order, Specify:**

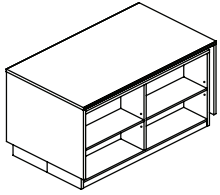
**Veneer**

- ① Model Number
- ② Finish Color (see page [RE2](#))
- ③ Bookcase /Inner Panels Finish
  - a.) Same as Worksurface/Outer Panels
  - b.) Paint (see page [RE2](#))
- ④ Other Product Options

**Laminate**

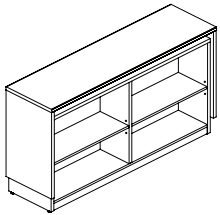
- ① Model Number
- ② Worksurface Material (see page [RE3](#))
  - a.) TFL
  - b.) HPL
- ③ Worksurface/Outer Panels Laminate Color (see page [RE3](#))
- ④ Bookcase/Inner Panels Laminate Color
  - a.) Same as Worksurface/Outer Panels
  - b.) Other Laminate (see page [RE3](#))
- ⑤ Other Product Options

Description	D	W	H	CTN WT	CU FT	① Model	TFL Laminate List Price	HPL Laminate List Price	Essentials & Artisan Veneer List Price
37" h Layered Table with Full Width Bookcases	48	72	37	485	86	RET4872-37LTFB	\$3,279	\$4,239	
	48	72	37	485	86	REV4872-37LTFB			\$7,670
	42	72	37	450	76	RET4272-37LTFB	\$3,082	\$3,985	
	42	72	37	450	76	REV4272-37LTFB			\$7,208



- ships KD
- adjustable shelves
- vertical shelf clearance 2 15/16"

37" h Wall Dependent Layered Table with Full Width Bookcases	20	72	37	232	38	RET2072-37LTFB	\$1,888	\$2,406	
	20	72	37	232	38	REV2072-37LTFB			\$4,399



- ships KD
- intended for use against a wall, does not attach to the wall
- exposed hardware on back side
- adjustable shelves
- vertical shelf clearance 2 15/16"

**To Order, Specify:**

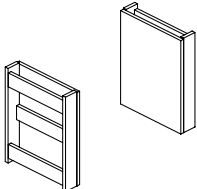
**Veneer**

- ① Model Number
- ② Finish Color (see page [RE2](#))
- ③ Bookcase/Inner Panels Finish
  - a.) Same as Worksurface/Outer Panels
  - b.) Paint (see page [RE2](#))
- ④ Other Product Options

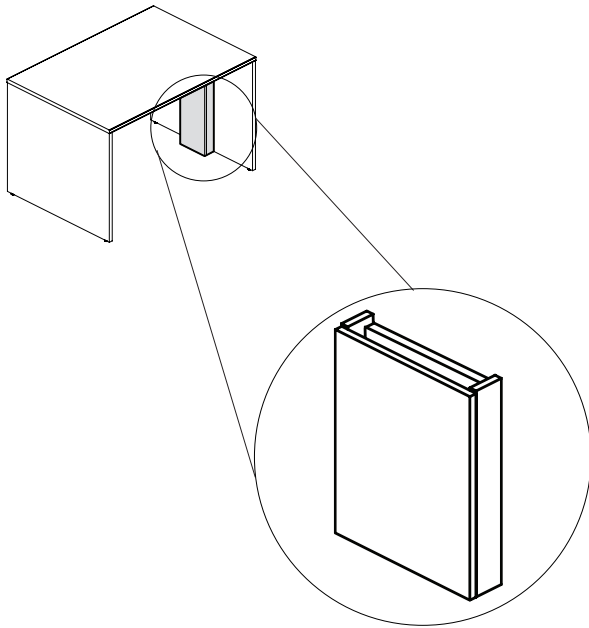
**Laminate**

- ① Model Number
- ② Worksurface Laminate Color (see page [RE3](#))
- ③ Worksurface/Outer Panels Laminate Color (see page [RE3](#))
- ④ Bookcase/Inner Panels Laminate Color
  - a.) Same as Worksurface/Outer Panels
  - b.) Other Laminate (see page [RE3](#))
- ⑤ Other Product Options



Description	D	W	H	CTN WT	CU FT	① Model	Laminate List Price	Essentials & Artisan Veneer List Price
Vertical Wire Manager  	3 3/4	16	26 1/2	18	2	RET1626WMA	\$431	
	3 3/4	16	26 1/2	18	2	REV1626WMA		\$981
	3 3/4	10	26 1/2	15	2	RET1026WMA	\$413	
	3 3/4	10	26 1/2	15	2	REV1026WMA		\$948
	3 3/4	16	20 1/2	15	2	RET1620WMA	\$369	
	3 3/4	16	20 1/2	15	2	REV1620WMA		\$842
	3 3/4	10	20 1/2	12	1	RET1020WMA	\$352	
	3 3/4	10	20 1/2	12	1	REV1020WMA		\$814
	3 3/4	16	17 1/2	13	2	RET1617WMA	\$342	
	3 3/4	16	17 1/2	13	2	REV1617WMA		\$798
	3 3/4	10	17 1/2	11	1	RET1017WMA	\$329	
	3 3/4	10	17 1/2	11	1	REV1017WMA		\$781

- attaches to non-bookcase end panels
- sold as individual unit (not in pairs)
- see page [RE3](#) to determine appropriate vertical wire manager



**To Order, Specify:**

**Veneer**

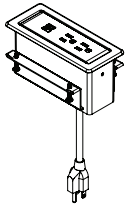
- ① Model Number
- ② Finish Color (see page [RE2](#))

**Laminate**

- ① Model Number
- ② Laminate Color (see page [RE3](#))

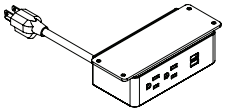
REEF

Description	D	W	H	CTN WT	CU FT	① Model	List Price
Worksurface Power	2 5/8	6 3/8	3	3	1	EC26	\$532



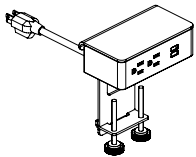
- two power receptacles - 120 volt; 15 amp dual powered USB
- 120" power cord with molded plug
- White (W) or Black (B) finish available, specify when ordering
- UL recognized
- meets UL spill requirements

Under Surface Power	3	6 1/2	1 13/16	2	1	EC27	\$419
---------------------	---	-------	---------	---	---	------	-------



- two power receptacles - 120 volt; 15 amp dual powered USB
- 120" power cord with molded plug
- White (W) or Black (B) finish available, specify when ordering
- UL recognized

Edge Mount Power	3 1/2	5 1/2	7 1/2	3	1	EC28	\$427
------------------	-------	-------	-------	---	---	------	-------



- two power receptacles - 120 volt; 15 amp dual powered USB
- 120" power cord with molded plug
- White (W) or Black (B) finish available, specify when ordering
- UL recognized

**To Order, Specify:**

- ① Model Number