



SURCHARGE:

Effective for orders placed on and after **February 28, 2022**, we will be adding a **9% surcharge** to the order total, which will be reflected as a line item on your acknowledgment and invoice. **This surcharge will end with a mid-year price increase outlined below.**

PRICE INCREASE:

Effective **June 1st, 2022** we will implement a price increase. Contact customer service for details or log into the JSI portal Document Library for more information.

QUICKSHIP TEMPORARILY SUSPENDED:



Effective immediately we are temporarily suspending our Quickship Program in order to deliver on our promise of on time shipments. We apologize for the inconvenience and appreciate your understanding.

price list effective October 4, 2021

SEATING

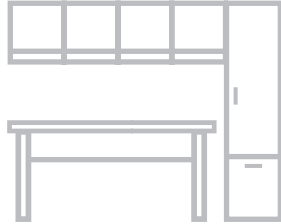
V1 A-I



JSI Price Lists

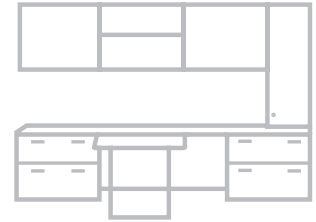
Tables + Casegoods | Volume 1

- Apogee
- Bourne Tables
- Bravado
- Brogan
- Collective Office
- Collective Presentation
- Finale
- Fresco
- Power and Data



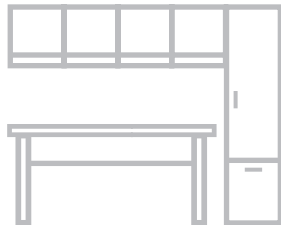
Tables + Casegoods | Vision

- Casegoods
- Tables



Tables + Casegoods | Volume 2

- Native
- Nosh
- Prep
- Prost
- Reef
- Romy
- Trail
- Power and Data



Seating | Volume 1

- | | | | |
|----------------|-------------------|--|--------|
| Addison | Cabaret | | |
| Alden | Collective Motion | | |
| Americana | Connect | | |
| Ansen | Corbin | | |
| Arwyn | Cym | | |
| Avalon | Encore | | |
| Avini | Esque | | |
| BeSpace | Finn | | |
| Bison | Finn Nu | | Harbor |
| Boston | Florette | | Hedron |
| Bourne Seating | Garvey R5 | | Hoopz |
| Bryn | Gatsby | | Indie |
| Caav | Hanover | | |

Tables | Lok

- Training Tables
- Teamwork Tables
- Conference Tables
- Occasional Tables

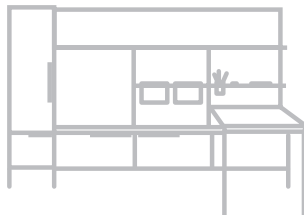


Seating | Volume 2

- | | | | |
|----------|----------|--|---------|
| Jude | Oxley | | |
| Knox | Pillow | | |
| Kyla | Portrait | | |
| Laurel | Protocol | | |
| Luci | Proxy | | |
| Mackey | Ramona | | |
| Madison | Ria | | |
| Melrose | Solara | | |
| Milk | Sosa | | Waltham |
| Moto | Tara | | Wink |
| Murphy | Totem | | Ziva |
| Newton | Trinity | | |
| Olympian | Tyler | | |

Tables + Casegoods | Flux

- Private Office
- Open Plan



Online Only | jsifurniture.com



- | | | | | | |
|----------|-----------|-----------|---------|----------|------------|
| Axis | Class Act | Congress | Lincoln | Shuffle | Walden |
| Bentley | Classmate | Hudson | Menu | Stockton | Wellington |
| Broadway | Collegian | Jefferson | Regal | Strata | |

Seating Price List | Volume 1: A-I

General Information

Environmental Mission	4
Warranty	5
Laminate and Veneer Characteristics	5
Samples	6
Order Procedures	6
Quickship Program	6
Delivery	6
Freight Damage	7
Repairs and Returns	7
Care and Maintenance	7
Fire Retardancy / CAL 133	8
Textile Information / COM and COL Policy	9

Textile and Leather Swatch Card Programs

Maharam	11-12
Momentum	13-17
Spradling and Stinson	18
Ultrafabrics	19
Cortina	20

Fabric Grading

Arc-Com	21
DesignTex	22
Maharam	23
Mayer	24
Momentum	25

Fabric Grading (cont.)

Spradling	27
Stinson	26
Ultrafabrics	27

Leather Grading

Cortina	28
-------------------	----

Custom Options 29

Specification Tools 30

GSA Terms and Conditions 31-34

A

Addison	36
Guest	37
Stools	37
Alden	38
Guest	40-41
Stools	40, 42
Americana	43
Guest	44-45
Swivel	44
Stools	46-48
Benches	48-49
Ansen	50
Stools	52
Arwyn	52.1
Lounge	52.2-52.15
Guest	52.16-52.21
Swivel	52.22-52.24
Occasional Tables	52.25-52.32
Avalon	53
Guest	54-62
Stools	54-56, 58-60, 62-64
Avini	65
Guest	66
Stools	67-68

B

BeSpace	69
Guest	97
Lounge	84-96
Casegoods	100-113
Occasional Tables	98-99
Bison	115
Stools	116-117
Boston	118
Guest	119-120
Swivel	119
Benches	120-121

B (continued)

Bourne	122
Guest	126
Lounge	126
Stools	127
Occasional Tables	128-129
Bryn	130
Guest	132-134
Stools	134-136

C

Caav	137
Lounge	144-169
Casegoods	170-177
Cabaret	178
Guest	181
Swivel	179
Collective Motion	182
Guest	191
Lounge	188-190
Tables	192-195
Meeting Tables	196
Casegoods	197-199
Connect	200
Lounge	218-268
Occasional Tables	262-269
Casegoods	269-275
Corbin	276
Lounge	277-278
Benches	278-279
Cym	280
Guest	281-284
Swivel	287
Stools	285-286

E

Encore	288
Lounge	290-293, 297-303
Benches	298-299
Occasional Tables	294-296
Esque	306
Lounge	307

F

Finn	308
Lounge	309-310
Benches	311
Occasional Tables	312-313
Finn Nu	314
Lounge	315
Benches	316
Occasional Tables	317-318
Florette	320
Guest	321

G

Garvey R5	322
Swivel	323-325
Gatsby	326
Guest	327-339

H

Hanover	340
Stools	342
Harbor	344
Guest	347
Lounge	349
Swivel	345
Hedron	350
Lounge	351-361
Hoopz	362
Guest	363-364
Stools	364-367

I

Indie	368
Lounge	374-389
Occasional Tables	390-398
Tiles, Screens, Accessories	402-461
Index	462-464

Environmental Mission

Our vision and goal is a sustaining supplier, manufacturer and customer for the long term protection and preservation of our environment for future generations.

MISSION

To achieve this vision, we are dedicated to ensuring the health and wellbeing of all of our partners, reducing negative impact on the environment, and maintaining price structure by increasing efficiencies and reducing consumption.

JSI, and it's parent company, is an internal manufacturer and has been an environmentally conscious organization for more than 80 years.

We are proud to use wood as our primary sustainable material resource and all corporate policies and procedures support the efforts to "recover, recycle, reuse, repurpose, reduce, refuse, and re-engineer". In doing this, we are committed to the conservation of the environment and its natural resources as well as encouraging our suppliers and customers to do the same. A goal of a "Sustainable Partnership", supplier, manufacturer and customer, is essential for the long term protection preservation and sustainability of our environment for future generations.

LOCATION

Our manufacturing facilities are located in the center of Southern Indiana. With our diverse product offering and manufacturing capabilities, we provide a single source for all of your project needs allowing you to conserve our fossil fuels and reduce greenhouse gases.

PACKAGING

We place emphasis on the minimal use of disposable packaging while still providing adequate protection to the finished product. Our corrugated packaging is recyclable, reusable, and up to 100% recycled content. We reuse or recycle more than 175 tons of corrugated material annually.

REGULATORY

All of our manufacturing facilities are in compliance with applicable OSHA regulations and meet or exceed all applicable DEM and EPA regulations for air emissions, storm water and hazardous waste disposal.

MANUFACTURING FACILITIES

Our manufacturing facilities are geared toward eco-efficiency and are encouraged to continually improve and conserve. Solid wood not used in the direct manufacturing process is recovered for the operation of our dry kilns, thus reducing greenhouse gases, the use of fossil fuels, and the burden of waste placed on landfills. Composite panels not used in the direct manufacturing process are ground and sold for use as animal bedding and boiler fuel. In addition to other energy savings techniques, our manufacturing facilities use high efficient lighting, make use of power factor capacitors, and encourage all to conserve and reduce energy consumption and water usage. Condensation pumps are used to aid in water conservation as well as extending boiler life.

MANUFACTURING PROCESSES

Our finish processes utilize efficient spray guns and proper spray techniques to reduce wasted material. Excess finish material, solvents, and waste are recycled. Many of the assembly processes use water based glues that contain no hazardous ingredients.

TEXTILES

Many of our fabric options utilize up to 100% recycled content. Our leather alternative program includes selections that contain no toxic materials, plasticizers, heavy metals, or formaldehyde and have a 100% biodegradable back cloth. Some of the available panel fabric used, if discarded is a biological nutrient for the soil. Most of the components (foam, batting, and polycord) used in upholstered products are recyclable. Excess fabrics and leathers not utilized in the upholstery process go to recyclers and local charities for additional use.

WOOD

Wood is the most diverse, most process friendly, and most widely utilized natural resource in mankind's history. No other natural resource can match the environmental advantages of wood, including being renewable, recyclable, natural, carbon negative, and biodegradable. Utilizing the sun's energy, trees grow and remove carbon dioxide from the air while giving off oxygen to benefit the entire planet. Approximately 49% of wood's dry weight is carbon and harvesting mature trees in a sustainable forest, which has slowed in the absorption of carbon dioxide, allows the photosynthetic cycle to continue at full optimization and allow for the carbon to remain sequestered. We are proud to use wood as our primary "sustainable" renewable resource.

WOOD OPTIONS

Many environmentally friendly solid wood and engineered wood options are available for quote, including: Lyptus®, Plyboo®, reclaimed woods, agricultural and post-consumer waste fiber products, etc.

INDOOR AIR QUALITY

Our goal is to reduce the impact our products will have on the indoor air quality. We practice the latest technologies and utilize a third party to assure we meet this goal. GreenGuard, one of the leaders in IAQ certification, continues to certify our product offering with UL2818 - GreenGuard Indoor Air Quality certification.

PARTNERSHIPS

BIFMA

Business and Institutional Furniture Manufacturer Association

USGBC

United States Green Building Council

IIDA

International Interior Design Association

FSC

Forest Stewardship Council - Forestland

UL GreenGuard

Indiana Department of Natural Resources - Division of Forestry - Classified Forest, Wildlands Program

Lifetime Warranty

JSI warrants to the original purchaser that each piece of furniture will be free from defects in workmanship, given normal use and care for as long as the original customer owns and uses the product. Normal use is defined as the equivalent of a single shift, 40-hour work week.

JSI will, at its option, repair or replace with comparable product within the terms of the warranty.

Exceptions to Warranty:

12 Years (from date of purchase)

- Wood Seating
- Seating Controls
- Veneer Surfaces
- Laminate Surfaces
- Pneumatic Cylinders

5 Years (from date of purchase)

- Glides · Casters · Task Lights
- Mesh/Knit Material · Foam
- Florette Plastic Frame Chairs
- Electrical Components
- Electric Height Adjustable Bases

This Warranty Does Not Cover:

- Natural variations in color, grain or texture of wood and other covering materials over which JSI has no control.
- Normal wear, color fastness, shrinkage, puddling, wrinkling and stretching of upholsteries including fabric, vinyl, leather and other textiles. This warranty does not cover any defects that may arise in the use of COM or COL upholstery materials. Textile manufacturer's warranty will apply.
- Damages resulting from transportation, improper assembly, installation, handling, accident, user modification attachments, misuse, or neglect of product care.
- Damage resulting from extreme climate conditions.
- Finish damages resulting from normal wear and tear, improper maintenance, water damage, exposure to sunlight, extreme high or low humidity or temperature, or other acts of nature.
- Damage created by loading file drawers with anything other than hanging folders.

JSI makes no expressed or implied warranties to any product and, in particular, makes no warranty of merchantability of fitness for any particular purpose. JSI will not be liable for any consequential or incidental damages under this warranty.

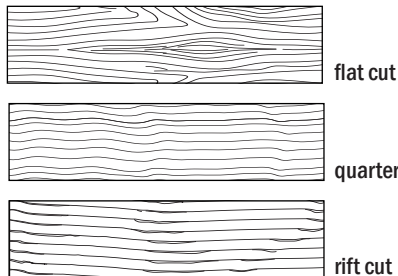
Unique Characteristic of Natural Woods and Veneers

JSI uses high quality wood and veneer harvested from sustainably managed forests. Every tree has unique and defining characteristics, like fingerprints. These characteristics can be defined by differences in color, grain configurations, and texture. These characteristics will be more noticeable if the product has a clear or lighter finish.

Maple and Cherry species have a higher degree of uneven distribution of grain, small color streaks, and pin knots.

At JSI, we take care of selecting woods and veneers that are used in our products. With this in mind, we hope you appreciate the beauty of each tree's fingerprints. Products will not be replaced due to these natural characteristics.

Veneers can be sliced in a variety of ways to create unique patterns. JSI uses several different patterns, as shown below.



JSI uses select beech, cherry, maple, oak and walnut cut wood products to produce the desired look of our furniture products.

Please reference the featured highlights of each product line to identify the species and grain patterns available for that product.

Finish - Top Coat

To reduce hazardous formaldehyde emissions, we use our proprietary specially designed top coat, DuraTex™. Our finish significantly reduces hazardous formaldehyde emissions and helps improve indoor air quality.

Finish - Color/Stains

A wide range of stains are available to bring out the beautiful characteristics of each wood species. We coordinate finish color between our veneer stains and solid lumber stains; however, not all may be a perfect match. The stains are continually reviewed for accuracy of color, as well as a constant monitoring of the latest color trends in the furniture market.

Finish - Matching

Due to the natural characteristics of wood, environmental effects, and material upgrades, JSI cannot guarantee exact finish matches on existing furniture previously ordered.

If an exact match is required to accompany existing furniture, it must be specified at the time of order placement, so specific internal procedures can be followed to ensure a proper and acceptable finish match. We reserve the right to change our finish formula at any time to improve safety, quality, and appearance. Unless a finish match for existing furniture is requested at the time of ordering, we accept no liability for finish that may not match the existing furniture from prior orders.

Solid lumber may inherently have mineral streaks, pits, and various other natural occurrences. Care is taken in selecting the solid lumber parts to coordinate with the requested finish. This internal selection process is subject to availability of solid lumber parts.

Custom/Special Finishes

JSI, upon request, will accommodate special finishes. A written request is required to proceed with custom finish orders. A sample reference is required for first time matches and must be included with the written request.

There is a one time charge of **\$332 list per order** for any non-standard wood finish.

Orders will be entered noting the special finish. A sample match will be provided to the customer. Written approval is needed before the finish process can be started. Delays in approval may have an impact on lead times.

Every effort will be made to create the requested match; however, an acceptable match may not be possible because of natural variations of wood. These natural variations can also cause minor differences in the final finish product.

Samples

Samples of standard wood finishes, paint colors, metal colors, and standard laminate are available upon request. The fastest way for requests to be filled is by using our website. See below for options to request samples.

Website – jsifurniture.com (click the resource tab)

JSI Sales representatives

Phone – 800.457.4511 – Customer Service

Fax – 812.771.4652

Pricing

Prices found in this document or on our website are list prices in U.S. dollars for standard product delivery to one destination. Prices do not include storage, installation, or taxes. Possession of this price list does not constitute an offer to sell. Orders can only be received from approved authorized JSI dealers.

Prices and product information in this document, as well as our website, are subject to change without notice. Reference website for most up to date product offering and pricing.

Orders

Detailed specification pages are available in the price list at the beginning of each series.

Additional information may be obtained by consulting the Customer Service Department or our website.

Indicate shipping address if different from billing address.

Send Orders To:

US Mail - JSI
 225 Clay Street
 Jasper, IN 47546
 Fax - 812-482-1548
 Email - orders@jaspergroup.us.com

JSI reserves the right to make changes in dimensions, styles, or specifications if we believe these changes will improve the safety, quality, or appearance of the product.

Acceptance of orders will be subject to credit approval, barring any acts of governments, or any other causes beyond our control (e.g. strikes, fire, embargo of materials, etc).

Product Modifications

While we offer a wide range of products to accommodate many possible solutions, we also recognize the needs for our products to be modified from our standard offering.

In the series introduction section of each product, we address modification options for that series.


To see if the desired modification is possible, please contact our Customer Service Department for a quote. Note that order quantities and material availability can affect the quote. Additional information may be requested to fully quote modifications.

Order Acknowledgments

All orders will be acknowledged promptly upon entry of a clean order. The acknowledgment will show how the order was entered, ship date and any other information pertinent to the order. It is the purchaser's responsibility to verify all the information on the acknowledgment carefully and notify us immediately, in writing, of any discrepancies.

Every reasonable effort is made to ship as acknowledged; however, the acknowledged ship date is approximate. Company will generally ship within five (5) working days of the acknowledged ship date. If a firm ship date is necessary, customer must inform company at time of order and company will make all reasonable efforts to meet each customer's request. Acknowledged shipping dates are contingent upon the force majeure conditions contained in these terms and conditions.

Quickship

Items indicated with a Quickship symbol  ship within 10 business days of receipt of a clean, credit approved purchase order. Product for up to 20 offices or 40 seats can be selected from the following series: Boston, Bourne, Connect, Encore, Garvey R5, Gatsby, Harbor, Indie, Madison, Moto, Newton, Proxy, Protocol, Ria, Ramona, Sosa, Tyler, and Ziva. See individual product pages for those models, finishes, and options available. Quickship fabrics are listed on pages 11 to 19. Available capacity is filled by orders as they are received. If normal 10 day Quickship is not available because capacity has been filled, you will be immediately notified. Changes and cancellations to Quickship orders are not allowed under any circumstances.

Delivery

Our freight policy consists of prepaid freight to the 48 contiguous states; all other shipments are prepaid to port of exit ONLY. JSI reserves the right to select the appropriate carrier and shipment routes, most shipments are on freight carriers that are dedicated furniture specialists. Standard deliveries require a DOCK that can accommodate **75 foot trucks**. Ownership and inspection of product is the responsibility of the buyer upon pickup by the freight carrier. Pricing in this book is for standard delivery only. Standard delivery does **not** include non-dock delivery, inside delivery, residential delivery or installation of product. Fees and changes for non-standard deliveries are listed below.

Standard Delivery Time

Between 8AM and 3PM Monday through Friday. Special delivery requests can be subject to additional fees to accommodate requests.

Cancellations and Changes

All orders are considered firm and are not subject to cancellation or change without approval from JSI. All approved changes are subject to additional charges and revised lead times

No Touch Freight

Our freight is considered "no touch". Therefore, customers are to be prepared to unload freight from inside the truck prior to arrival. In the instance that a driver must unload the shipment, driver assists fees will apply (see fees below).

Detention Fees

- Carriers are given two-hour maximum time allotment to unload for one-stop truckloads.
- Carriers are given one hour maximum time allotment to unload for multi-stop truckloads
- *Detention fees apply after allotted unloading time and will be at buyer's expense.

On-Site Deliveries

Shipments to the installation site, and time deliveries are available on full truckloads or slightly less, at no additional charge. Shipments or timed deliveries for smaller shipments may not be available, or if available may require an additional charge.

Residential Deliveries

Our freight policy prohibits the delivery of freight to a residential property.

Fees

Orders of less than \$1,000 net	\$78 net per order
Weekday deliveries outside of standard delivery times	\$250
Weekend deliveries (Saturday or Sunday)	\$500
Liftgate Deliveries.	\$100 minimum 5% of net price
Driver Assist	\$75
Jobsite Non-Dock Delivery	\$100
Inside Delivery (first floor inside only) - no installation or carton removal.	\$125 minimum 5% of net price

Warehouse/Storage Fees

Additional storage time with a provided two-week approved notice is calculated at 3% per month of the product amount or per day.

Please be Advised

- Reconsignment fees are the responsibility of the buyer.
- Any charges arising from failure to meet shipment, re-routing while in transit or carrier storage charges are the responsibility of the buyer.
- Contact Customer Service to inquire about skidding of products, special crating of products and product installation. These requests must be approved by JSI and made at the time of order.
- Carriers have the right to refuse delivery to a specified location if it conflicts with their liability policy.

Freight Damage

JSI products are packed in cartons and meet or exceed existing codes for furniture and seating products. All shipments are delivered to the carrier in good condition and our liability ceases thereafter. If delivery arrives short or damaged, contact the carrier immediately to file a claim. In the event of concealed damage, notify the carrier and request immediate inspection. Failure to file a claim within 15 days after receipt of merchandise constitutes acceptance and a waiver of any such claims. Please inspect merchandise immediately upon receipt, otherwise there is no recourse. Keep all cartons and packing material, discarding these materials may negate your claim.

Storage of product in areas of uncontrolled humidity and temperature may cause damage to the product and void the JSI warranty.

Repairs

JSI will not issue credit allowance for any type of repairs without prior written consent.

Sales order, product model numbers, and reason for repair will be expected in order to process the repair request. A digital photo will help to expedite the request. JSI reserves the right to recommend solutions for repair.

Returns

No merchandise may be returned to JSI without a signed Return Good Authorization (RGA) form issued by our Customer Service Department. Any authorized return not due to damage or defect will be assessed a 45% restocking fee and all return freight charges must be prepaid. Additional restocking fees may apply for any modification, special or custom built product.

Liability for defective merchandise shall be limited to replacement or repair.

Under no circumstance can we accept COD (Cash On Delivery) returns. Any such shipment will be refused.

Replacement Parts

Obtain information and pricing on replacement parts by contacting Customer Service. Please have the model number available when requesting replacement parts. Additional information may be required to ensure proper replacement parts.

Care and Maintenance

Care of Upholstery Surfaces

Cleanability will vary based on the fabric type. For best results, a professional service is recommended. Dirt and crumbs may be gently brushed or vacuumed off. Spills should be wiped up immediately with a cloth. Vinyl textiles can be cleaned with warm soapy water and then wiped down with a warm damp cloth. For more details on any JSI carded fabric and vinyl, please visit our website at jsifurniture.com or consult the back of the appropriate swatch card for cleaning codes and any specific instructions. For COM materials, consult with the individual textile manufacturer for cleaning codes and any specific instructions pertaining to your particular fabric.

Maintenance of Mechanical Parts

Clean any lint or debris from the moving parts of the base mechanisms. Mechanisms have been designed and tested to not require lubrication under normal conditions; however, lubricant can be used if needed.

Care of Wood Edges and Veneer Surfaces

Clean all surfaces frequently with water dampened soft cloth, moving the cloth with the grain direction. Immediately remove any liquids that come in contact with wood surfaces with a blotting action to absorb liquid. Buff dry. Lift objects to move them, never pull them across the finished surface. For an additional safeguard, use a protective surface pad. This will ensure a lasting finish by protecting your furniture from possible damage caused by pens, cups and sharp objects. Avoid exposure of furniture to extremes of heat and cold, or to wide humidity variances. Avoid exposure of furniture to strong sunlight. Avoid exposure of furniture to harsh solvents such as nail polish remover, acetates, etc., as it will cause finish deterioration. If using a protective glass top, place spacer pads under the glass top to allow the wood to breath.

Care of Metal Finishes

Wash you powder-coated item at least one every six months. Use soft rags only - No abrasives. For stubborn stains and grease marks, use soap and water mixture. Combine 1 gallon of water and 1 cup of the neutral detergent in the bucket. Mix it up by swirling one of the rags around in it. Wipe down the powder coat with a rag that has been dampened with the cleaning solution. Do not scrub, but use gentle, repetitive pressure to remove any built-up grime. Rinse the powder coat off with a rag dampened with clear, clean water. Do not spray it down, but rather wipe it off with the rag. You may need to do this several times to get all the soap off. Wipe the powder coat down with a clean dry rag. This will prevent streaking and spotting.

Care of Frosted Glass

Use a clean, dry lint free cloth to wipe the surface. Follow with warm water and a clean rag; no soap or chemicals. Wipe dry with a clean, dry lint free cloth. Cleaning the frosted side is not recommended, if desired to clean use the above method but do not spray the water on the frosted side, use a clean rag. Please allow 48 hours for the frosted side to dry and not to show cloudiness.

Tempered Glass Information

JSI is aware of occasional occurrences of spontaneous glass breakage in various furniture products. Tempered glass makes it stronger and if it breaks, will cause it to break into many small pieces of “cubes” rather than sharp and potentially dangerous shards.

Glass breakage in furniture may occur for a variety of reasons. Tempered glass is particularly prone to breakage from damage (scratches, nicks, etc.) that may occur during shipping, handling, installation, use or maintenance. Exposure to rapid changes in temperature or concentrated temperature zones may also cause breakage.

Tempered glass may also break due to a specific type of imperfection or “inclusion” that occurs within the glass when manufactured. When this condition exists glass breakage may occur without any obvious cause. This is often referred to as “spontaneous” breakage but is a very isolated occurrence in the glass industry.

Care of Solid Surface

Although liquids cannot penetrate Solid Surface, it is best to wipe up spills as they occur. Generally, a damp microfiber cloth used with a standard household kitchen spray should remove most stains.

For most residues, all you need to clean your Solid Surface countertops is a warm soapy water, ammonia-based household cleaner or a dedicated countertop cleaner. Do avoid window cleaners; however, as they can leave a waxy build-up that dulls the surface. Always clean using a circular motion.

Film will build up on countertops if water is left to dry on the surface. This film will dull the countertop surface, making the finish appear blotchy and uneven. To prevent film build-up, it is very important to wipe the countertop completely dry immediately after spills and cleaning.

Some color of Solid Surface may require more frequent cleaning to maintain a uniform finish. Darker colors tend to require more attention than lighter colors. Over time, even with proper care, your countertop will acquire a sheen. Dark colors may show light scratches more readily.

Fire Retardancy

All JSI upholstered components comply with California Bureau of Home Furnishings and Thermal Insulation-Technical Bulletin 117-2013 issued by State of California Department of Consumer Affairs. This standard requires upholstered furniture to be safer from the hazards associated with smolder ignition in all four (4) categories of materials, as applicable.

Compliance with more stringent codes may require special manufacturing considerations and upcharges.

California Technical Bulletin 133 (CAL 133)

JSI uses a barrier material between the foam cushioning and the upholstery cover in order to comply with CAL 133. The standard upcharge on products specified to comply with CAL 133 is **\$69 list per yard** of textile.

JSI has performed a series of full scale fire tests on samples - representing worst case scenarios of upholstered units - to comply with the requirements of the state of California Technical Bulletin 133 (CAL 133). Products in compliance are labeled in accordance of the standards.

Some product designs and fabric cannot be combined to comply with CAL 133. Because of this, we reserve the right to reject any request for an upholstery cover, including COM, textile may not contain olefin or product style that we feel may compromise the integrity or safety of a product specified to comply with CAL 133.

Contact Customer Service for a quote if you require laboratory certification that a specific product and upholstery combination WILL PASS CAL 133. The quotation will include testing, video, and transportation charges plus the list cost of the sample.

Our standard lead time will apply to products that do not require certification. Allow an additional six weeks over the standard lead time for products that need actual laboratory certification.

The end user, specifier and/or dealer have the responsibility to make sure all products specified will meet the flammability and safety codes of the jurisdiction where the products will be located and used.

Flame Spread

All JSI may be required to comply with the requirements of Flame Spread based on ASTM standards/NFPA Life Safety Codes and general public knowledge are as follows:

Solid Wood - Class C
 Topcoats - Class A
 Carded Fabric - Class A
 Composite Panels - Class C
 Laminate - Class B

Plastics - According to the NFPA, the lack of stability of plastics under high temperature conditions and inherit combustibility have eliminated the use of plastics for applications requiring a flame spread rating.

Also be advised that improvements may be attained in certain instances with the addition of chemicals which may add additional costs, chemical exposure and/or compromise the integrity of the product.

Textile Carded Programs

JSI is proud to partner with Maharam, Momentum, Spradling, Stinson, Ultrafabrics and Cortina Leather. Please refer to the respective pages in this pricer for each of these partners. Scan the QR codes on the back of the swatch card for latest grades and other information.

Textile Grade-In Programs

For the convenience of our specifiers, we have graded in the following suppliers:

- Arc Com www.arc-com.com
- Designtex www.designtex.com
- Maharam www.maharam.com
- Mayer www.mayerfabrics.com
- Momentum www.themomgroup.com
- Spradling www.spradlingvinyl.com
- Stinson www.cfstinson.com
- Ultrafabrics www.ultrafabricsllc.com
- Cortina Leather www.cortinaleathers.com

For memo samples, contact textile suppliers.

Please contact Customer Service for pricing grades on textiles and leathers not listed.

Indicate on purchase order if JSI is to order the fabric.

Grades and availability of fabric are subject to change without notice. Changes could include but are not limited to price increase, discontinued patterns, discontinued colors, etc. See jsifurniture.com for up to date information.

Many textiles have repeats and the additional yardage required has been factored in for textiles ordered through the JSI Carded and Grade-In Programs. We reserve the right not to match textiles with a horizontal or vertical repeat greater than 17". Additional charges may apply for textile being applied with special instructions.

Some fabric thickness or stiffness may cause issue with proper upholstering of tackable wall panels or upholstery privacy screens. Please contact customer service with concerns on the fabric thickness for these items.

COM/COL Address

JSI
 Attn: COM/COL Department
 201 East Martin Street
 Receiving B, Dock 71
 Orleans, IN 47452

Tag: Dealer Name / Purchase Order #

Large Repeats and Striped Fabrics

JSI does not recommend large fabric repeats or striped fabrics on large curved lounge sections. The geometry prevents matching the patterns at the seams.

Contact Customer Service with questions or for suggestions on how to achieve the aesthetics you desire.

- Tips: use contrasting fabric
 request fabric pattern not be matched
 run fabric railroaded

General COM Fabric/COL Hide Policy

(See next page for COM/COL Approval Policy for JSI Seating)

Refer to the COM/COL Price Columns for list prices.

All yardage requirements for COM are based upon 54" plain non-directional material. Additional yardage may be required based on fabric repeat and matching. Refer to the COM Repeat Guide found at the bottom of this page to estimate the needed yardage.

All square footage requirements for COL are based on an average hide size of 50 square feet.

- Contact Customer Service for any of the following conditions:
 + approval of COM/COL to be used on any JSI seating (see policy on the next page)
 + fabric repeats greater than 3"
 + fabric less than 54" wide
 + leather hides smaller than 50 square feet
 + special application requirements request

When requesting information from Customer Service on COM/COL please supply the following information:
 + model number and quantity of the product the COM/COL will be applied
 + COM/COL textile supplier's name
 + name of pattern and color of the textile
 + any special application request

Customer Service will check the database to see if the textile has already been approved. If there is no record for this particular textile then a Memo Sample will be required.
 (see the next page COM/COL approval process)

JSI takes no responsibility when additional materials must be ordered.

All COM/COL must meet applicable codes and regulations, including TB117-2013. By selecting COM/COL, customer certifies that the material meets such codes. JSI assumes no responsibility for the applicable codes and regulation regarding flammability rating and safety rating of any COM/COL.

JSI cannot be held responsible for receipt of defective fabrics, as we apply all COM as first quality goods.

We can take no responsibility for tailoring, wear-ability or application of COM/COL textiles. Any warranty claims for the COM/COL Textile materials will fall to the original vendor of the textile, not JSI.

COM Fabric Repeat Guide

Roll Width	Plain Fabric	1' - 5' Repeat	6" - 10" Repeat	11" - 15" Repeat	16" - 20" Repeat	21" - 30" Repeat	31" - 40" Repeat	41" - 50" Repeat
54"	0%	10%	15%	20%	25%	30%	40%	50%
53" to 51"	15%	20%	25%	30%	35%	40%	50%	60%
50" to 48"	30%	35%	40%	45%	50%	55%	70%	90%
47" to 36"	60%	65%	70%	75%	80%	85%	100%	120%

The percentage represents the additional fabric yardage that needs to be added to the COM yardage. Contact Customer Service for repeats greater than 50".

COM Fabric/COL Hide Process for JSI Seating

General COM Fabric and COL Hide Policy also apply.

JSI will approve or disapprove COM/COL on all products. An approval of a textile from JSI makes no claim that performance, durability or tailoring of COM/COL will result in satisfactory upholstery. Every effort will be made to meet customer's expectation, but fabrics/leathers have unforeseen inherent characteristics that may limit JSI's ability to deliver a well tailored product.

Approval COM Textile/COL Hide Process for Seating

Follow the Steps Below:

- Send a Memo Sample of the COM/COL (recommended memo be at least 4" x 4")
 JSI
 Attn: COM/COL Approval Department
 201 East Martin Street
 Receiving B, Dock 71
 Orleans, IN 47452
- Call our Customer Service Department at 812-482-3204 to request an electronic version of approval form.

Please send sample to:
 JSI
 Attn: COM/COL Approval Depart.
 201 East Martin St.
 Receiving B, Dock 71
 Orleans, IN 47452

Please forward a copy of this form to your JSI CSR for record keeping

Guide Order Form for COM and COL

① **Order Information:**

Quote #: _____ Purchase Order #: _____

Customer Service: _____

Dealer Name/Project Name: _____

Contact: _____

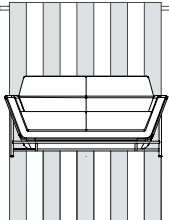
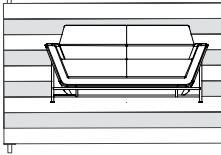
Address: _____

Phone: _____ Email: _____

Model Number(s) Receiving COM / COL: _____

② **Select off the bolt application:** *(Check one of the boxes)*

Up the roll (standard on most seating) Railroaded

③ **Additional information:**

④

Attach sample here.

JSI will review and test as needed all requests. You will be notified as soon as results are documented by our review personnel. JSI reserves the right to reject any COM/COL on our products. We will provide COM/COL explanation of any unapproved textile whenever possible.

Textile and Leather Swatch Card Program

Maharam - M Series Card

Pattern - Manner

Grade - C

Colorways

MAN013	Ablaze	MAN020	Parakeet
MAN022	Aquatic	MAN046	Passerine
MAN026	Basin	MAN014	Peel
MAN023	Cottage	MAN003	Porpoise
MAN035	Cruise	MAN048	Roseate
MAN043	Dill	MAN027	Schooner
MAN004	Flint	MAN050	Siltstone
MAN005	Hush	MAN029	Silverpoint
MAN051	Kimono	MAN038	Tidewater
MAN032	Magnetic	MAN052	Valiant
MAN040	Oceanside	MAN033	Woad

Pattern - Meld

Grade - C

Colorways

MLD018	Amethyst	MLD020	Magma
MLD026	Bare	MLD041	Mariner
MLD027	Blonde	MLD036	Nordic
MLD009	Bulb	MLD002	Panda
MLD023	Clementine	MLD005	Quill
MLD029	Comet	MLD037	Reef
MLD014	Crater	MLD003	Skyline
MLD017	Fuchsia	MLD011	Stark
MLD007	Grate	MLD035	Waterfall
MLD022	Heat	MLD031	Wild
MLD034	Kale		

Pattern - Messenger

Grade - C

Colorways

MES028	Apple	MES16	Ice
MES029	Ash	MES037	Lime
MES13	Azure	MES038	Longspur
MES04	Bayou	MES24	Lumine
MES030	Blanch	MES07	Mao
MES031	Capri	MES12	Nile
MES032	Cassis	MES09	Onyx
MES033	Cherry	MES039	Satsuma
MES10	Cloud	MES040	Snow
MES11	Depth	MES23	Tangelo
MES034	Dipper	MES041	Vireo
MES035	Everglade	MES042	Voyage
MES036	Hunter		

Pattern - Metric

Grade - C

Colorways

MTR026	Admiral	MTR013	Lava
MTR020	Alligator	MTR034	Midday
MTR024	Anchor	MTR027	Seaport
MTR012	Cardinal	MTR029	Skate
MTR031	Film	MTR040	Sunny
MTR043	Galah	MTR035	Talisman
MTR030	Hopscotch		

Pattern - Murmur

Grade - C

Colorways

MUR010	Baby	MUR002	Harmonica
MUR015	Biome	MUR012	Iceberg
MUR006	Cauldron	MUR019	Ignite
MUR004	Dim	MUR005	Peppercorn
MUR011	Elderberry	MUR008	Rapids
MUR001	Gust	MUR009	Seawater

Pattern - Muse

Grade - C

Colorways

MUS004	Ascend	MUS018	Noble
MUS030	Celebrate	MUS029	Poinsettia
MUS007	Clear	MUS019	Pulsar
MUS010	Compass	MUS006	Refresh
MUS001	Crescendo	MUS002	Resonate
MUS016	Frigid	MUS017	Riverbend
MUS013	Goal	MUS003	Runway
MUS012	Grasshopper	MUS031	Spectacle
MUS027	Jovial	MUS028	Theater
MUS014	Mistletoe	MUS023	Vase
MUS026	Neat		

NOW!
Need it.
JSI Quickship

M Series patterns and colors listed above are available for quickship.

Textile and Leather Swatch Card Program

Maharam - Mode

Pattern - Mode
Grade - D

Colorways

MOD01 Alder*	MOD08 Clavicle*	MOD17 Jetty*	MOD26 Ominous*	MOD35 Stroll*
MOD02 Angelfish	MOD09 Cottontail	MOD18 Kermes	MOD27 Oriole*	MOD36 Sycamore*
MOD03 Ballpoint	MOD10 Crush*	MOD19 Lemon	MOD28 Oxeye*	MOD37 Talus*
MOD04 Barberry	MOD11 Denim*	MOD20 Lichen	MOD29 Paradise	MOD38 Toile
MOD05 Billygoat*	MOD12 Eucalyptus	MOD21 Lioness	MOD30 Petal*	MOD42 Valley
MOD40 Blush*	MOD13 Goldenrod*	MOD22 Machine*	MOD31 Rust*	MOD39 Vermillion*
MOD41 Bonsai*	MOD14 Henge*	MOD23 Mallard	MOD32 Saltwater*	MOD43 Yucca
MOD06 Carotene	MOD15 Hollow*	MOD24 Marsh	MOD33 Sassafras*	
MOD07 Celtic*	MOD16 Intaglio*	MOD25 Odyssey*	MOD34 Spindle*	

NOW!
Need it.
JSI Quickship

Select Mode colors, denoted by * are available on quickship.
Check availability for all other colors.

Maharam - Value Reference 6 Card

Pattern - Brindle
Grade - D

Colorways

BRN001 Calico	BRN010 Seagrass
BRN003 Torch	BRN012 Aquarium
BRN009 Inland	

Pattern - Keen
Grade - D

Colorways

KEE001 Gaur	KEE004 Oatmeal
KEE002 Lock	KEE007 Coyote

Pattern - Multiply
Grade - E

Colorways

MUL002 Encore	MUL010 Deep
MUL006 Daze	

Pattern - Wend
Grade - D

Colorways

WEN002 Tulle	WEN010 Sigma
WEN008 Midi	WEN011 Riverfront

Pattern - Caper
Grade - E

Colorways

CAP006 Note	CAP007 Silverback
-------------	-------------------

Pattern - Loop
Grade - E

Colorways

L00003 Navel	L00010 Penguin
L00008 Wildfire	

Pattern - Spry
Grade - D

Colorways

SPR003 Fizz	SPR007 Trance
SPR006 Jam	

Pattern - Conduit
Grade - E

Colorways

CON003 Nimbus	CON007 Caribbean
CON005 Fawn	CON008 Canal

Pattern - Lunar
Grade - D

Colorways

LUN002 Jingle	LUN005 Grace
LUN004 Code	

Pattern - Trundle
Grade - D

Colorways

TRU002 Element	TRU008 Wake
TRU003 Ray	TRU011 Magnet
TRU005 Aloe	

NOW!
Need it.
JSI Quickship

Value Reference 6 patterns and colors listed above are available for quickship.

Textile and Leather Swatch Card Program

Momentum - Color Card

Pattern - Infinity C-Zero

Grade - C

Colorways

INF01	Aluminum	INF17	Maize
INF02	Aster	INF18	Papaya
INF03	Atoll	INF19	Pewter
INF04	Barley	INF22	Rinse
INF05	Berry	INF24	Sable
INF07	Capri	INF25	Stucco
INF08	Dove	INF26	Terrain
INF10	Graphite	INF30	Vine
INF11	Gull		

Pattern - Marathon C-Zero

Grade - C

Colorways

MRN01	Alert	MRN16	Noir
MRN03	Caravel	MRN18	Oz
MRN06	Clove	MRN19	Pinot
MRN07	Curry	MRN20	Pollen
MRN08	Cyan	MRN21	Rain
MRN09	Deep	MRN23	Sprite
MRN10	Flax	MRN24	Storm
MRN12	Foliage	MRN27	Toile
MRN13	Herb	MRN29	Vivacious
MRN15	Marigold		

Pattern - Millennium C-Zero

Grade - C

Colorways

MLL02	Amber	MLL20	Plateau
MLL04	Cascade	MLL21	Pool
MLL06	Cerise	MLL22	Pyrite
MLL07	Clean	MLL23	Safari
MLL08	Coastal	MLL24	Sapphire
MLL10	Crisp	MLL25	Spark
MLL11	Electric	MLL26	Steel
MLL17	Onyx	MLL27	Tanzanite
MLL18	Orchid	MLL28	Thrill
MLL19	Peridot	MLL30	Zinc

Pattern - Odyssey C-Zero

Grade - C

Colorways

ODY02	Amp	ODY17	Linen
ODY03	Breeze	ODY19	Maritime
ODY06	Cedar	ODY23	Primary
ODY07	Craft	ODY24	Roast
ODY08	Cruise	ODY25	Rue
ODY10	Eggplant	ODY26	Sangria
ODY11	Emerald	ODY27	Skim
ODY12	Fossil	ODY28	Smith
ODY13	Ink	ODY29	Tinge
ODY15	Iris	ODY30	Western

Pattern - Tradition C-Zero

Grade - C

Colorways

TRD01	Ash	TRD14	Malbec
TRD02	Branch	TRD16	Mist
TRD03	Class	TRD18	Plated
TRD04	Distant	TRD19	Regal
TRD05	Flirt	TRD21	Soar
TRD06	Fronde	TRD22	Soy
TRD08	Hedge	TRD24	Sprout
TRD09	Hidden	TRD26	Sun
TRD12	Kelly	TRD27	Tango
TRD13	Latte	TRD29	Wash

NOW!
Need it.
JSI Quickship

Color Card patterns and colors listed above are available for quickship.

Textile and Leather Swatch Card Program

Momentum - Everyday Solutions III Card

Pattern - Bangle Grade - A

Colorways

BAN01	Baltic	BAN05	Sable
BAN02	Cork	BAN06	Suede
BAN03	Granite	BAN07	Teak
BAN04	Orchid		

Pattern - Bobby Grade - B

Colorways

BOB01	Anchor	BOB05	Iris
BOB02	Aqua	BOB06	Lemon
BOB03	Fuchsia	BOB07	Moss
BOB04	Glow		

Pattern - Canter EPU Grade - C

Colorways

CNR35	Folkstone Grey	CNR11	Safari
CNR19	Ink	CNR09	Sable
CNR20	Iron	CNR12	Sand
CNR08	Onyx		

Pattern - Dart Grade - C

Colorways

DAR01	Ash	DAR05	Geode
DAR02	Cadet	DAR06	Ink
DAR03	Carmine	DAR07	Slate
DAR04	Ebony		

Pattern - Free Grade - D

Colorways

FRE01	Cocoa	FRE05	Orbit
FRE02	Evening	FRE06	Pearl
FRE03	Graphite	FRE07	Platinum
FRE04	Oasis		

Pattern - Fuse Grade - A

Colorways

FUS11	Azurean	FUS07	Pepper
FUS01	Carmine	FUS13	Pristine
FUS02	Cress	FUS10	Walnut
FUS04	Lunar		

Pattern - Graph Grade - B

Colorways

GRA01	Alpine	GRA05	Parrot
GRA08	Anchor	GRA06	Ruby
GRA02	Chalice	GRA09	Wave
GRA03	Coal		

Pattern - Guild Grade - A

Colorways

GLD01	Celadon	GLD05	London
GLD02	Cyan	GLD06	Mandarin
GLD03	Earthen	GLD07	Shale
GLD04	Ink		

Pattern - Insight Grade - A

Colorways

INS07	Ebony	INS10	Real Red
INS08	Fossil	INS03	Summit
INS06	Midnight	INS012	Wasabi
INS09	Periwinkle		

Pattern - Knack Grade - C

Colorways

KNA05	Brisk	KNA01	Reed
KNA06	Carbon	KNA02	Teak
KNA08	Filament	KNA13	Zing
KNA09	Fresco		

Pattern - Lens Grade - C

Colorways

LEN01	Crimson	LEN04	Sand
LEN02	Graphite	LEN05	Silver
LEN03	Navy	LEN07	Terra
LEN06	Night		

Pattern - Origin Grade - A

Colorways

ORG20	Euro	ORG07	Iron
ORG22	Gaia	ORG08	Jet
ORG05	Garnet	ORG26	Poppy
ORG06	Indigo		

Pattern - Parenthesis Grade - A

Colorways

PAR01	Capri	PAR07	Mercury
PAR05	Charcoal	PAR03	Steel
PAR06	Ink	PAR04	Violet
PAR02	Lime		

Pattern - Skip Grade - C

Colorways

SKP01	Chalk	SKP09	Ruby
SKP04	Nickel	SKP06	Sprite
SKP08	Onyx	SKP07	Yacht
SKP05	Pool		

Pattern - Slice Grade - B

Colorways

SLI01	Admiral	SLI04	Miller
SLI02	Charcoal	SLI05	Pumice
SLI06	Graphite	SLI07	Slate
SLI03	Henna		

NOW!
Need it.
JSI Quickship

Everyday Solutions III patterns and colors listed above are available for quickship.

Textile and Leather Swatch Card Program

Momentum - Inspired Crypton Performance Card

**Pattern - Cover Cloth
Grade - D**

Colorways

CVR02	Cyan	CVR08	Platinum
CVR03	Delft	CVR10	Sorrel
CVR04	Graphite	CVR17	Vesper
CVR14	Indigo	CVR12	Vessel
CVR06	Jet	CVR13	Zest
CVR07	Oat		

**Pattern - Faux Felt
Grade - D**

Colorways

FXF08	Charcoal	FXF04	Pool
FXF09	Coral	FXF05	Quail
FXF02	Flannel	FXF06	Sprout
FXF10	Graphite	FXF07	Stone
FXF11	Lagoon	FXF13	Vibrant
FXF12	Pebble		

**Pattern - Flock
Grade - D**

Colorways

FLC01	Amber	FLC07	Harp
FLC02	Baltic	FLC11	Lapis
FLC03	Cayman	FLC08	Nickel
FLC04	Dusk	FLC09	Paprika
FLC05	Fern	FLC10	Twine
FLC06	Flint		

**Pattern - Hobnob
Grade - D**

Colorways

HOB01	Ash	HOB06	Iris
HOB02	Bay	HOB13	Limon
HOB03	Carbon	HOB07	Shale
HOB11	Depth	HOB08	Smith
HOB04	Dew	HOB09	Tangelo
HOB12	Forest	HOB14	Teal
HOB05	Ginger	HOB10	Zebra

**Pattern - Keynote
Grade - D**

Colorways

KYN04	Chai	KYN05	Reflect
KYN01	Granite		

**Pattern - Kit
Grade - E**

Colorways

KIT01	Aqua	KIT06	Moonstone
KIT02	Blazer	KIT07	Pacific
KIT03	Earth	KIT08	Paradise
KIT04	Ebony	KIT09	Pebble
KIT05	Fiesta	KIT10	Quartz
KIT11	Mocha		

**Pattern - Solitaire
Grade - D**

Colorways

SOL15	Aztec	SOL08	Griffin
SOL01	Cadet	SOL09	Jubilee
SOL02	Currant	SOL10	Midnight
SOL03	Cyan	SOL11	Onyx
SOL04	Dove	SOL12	Pumice
SOL05	Flax	SOL13	Tinsel
SOL06	Galena	SOL14	Tobacco
SOL07	Graphite		

**Pattern - Sport
Grade - D**

Colorways

SPT01	Alarm	SPT11	Mercury
SPT02	Apple	SPT08	Onyx
SPT03	Brick	SPT09	Pewter
SPT04	Cadet	SPT12	Pumice
SPT05	Cobalt	SPT13	Spa
SPT06	Dayglow	SPT10	Turquoise
SPT07	Flax		

**Pattern - Oath
Grade - E**

Colorways

OTH01	Azure	OTH03	Juniper
OTH02	Charcoal		

**Pattern - Synergy
Grade - D**

Colorways

SGY01	Aegean	SGY03	Carbon
SGY02	Bedrock	SGY04	Denim



Inspired Crypton Performance patterns and colors listed above are available for quickship.

Textile and Leather Swatch Card Program

Momentum - Midday Solutions II Card

Pattern - Amuse

Grade - D

Colorways

AMU01	Admiral	AMU05	Poppy
AMU02	Alloy	AMU04	Quartz
AMU03	Mocha		

Pattern - Boom II

Grade - D

Colorways

BOM14	Cloud	BOM06	Mushroom
BOM15	Foliage	BOM19	Toucan
BOM18	Pewter	BOM20	Wall Street

Pattern - Habit

Grade - C

Colorways

HAB01	Aspen	HAB04	Pier
HAB05	Blueprint	HAB06	Salt
HAB02	Dune	HAB07	Tailor
HAB03	Kindle		

Pattern - Otto

Grade - D

Colorways

OTT01	Alarm	OTT08	Midas
OTT02	Alloy	OTT09	Mineral
OTT03	Cyprus	OTT10	Pumice
OTT04	Driftwood	OTT11	Seed
OTT05	Flint	OTT12	Slate
OTT06	Grotto	OTT13	Vivid
OTT07	Gulf		

Pattern - Stroll

Grade - E

Colorways

STO01	Alert	STO05	Parchment
STO02	Flax	STO06	Silver
STO03	Grotto	STO07	Steinway
STO04	Nitro		

Pattern - Beep

Grade - D

Colorways

BEP01	Bridge	BEP04	Pontoon
BEP03	Greenlight	BEP05	Steel
BEP06	Jet		

Pattern - Bravo II

Grade - D

Colorways

BRV19	Black	BRV13	Mica
BRV20	Cinder	BRV15	Night
BRV12	Dusk	BRV07	Saddle
BRV25	Graystone		

Pattern - Lineup

Grade - C

Colorways

LUP01	Baltic	LUP05	Shadow
LUP02	Fern	LUP06	Spice
LUP03	Pewter	LUP07	Tranquil
LUP04	Sandstone		

Pattern - Pip

Grade - D

Colorways

PIP01	Anise	PIP09	Malachite
PIP02	Calico	PIP10	Pepper
PIP03	Calypso	PIP11	Pewter
PIP04	Chalice	PIP07	Rune
PIP05	Crimson	PIP12	Turrent
PIP06	Dusk	PIP13	Yacht
PIP08	Lake	PIP14	Zest

Pattern - Tanner

Grade - D

Colorways

TAN01	Black	TAN05	Nickel
TAN02	Bonsai	TAN06	Sapphire
TAN03	Lagoon	TAN07	Tint
TAN04	Natural		

Pattern - Beta

Grade - D

Colorways

BET01	Bark	BET09	Koi
BET02	Basalt	BET10	Lapis
BET03	Cadet	BET11	Madder
BET04	Cassis	BET12	Malt
BET05	Cinder	BET13	Pearl
BET06	Crater	BET14	Sand
BET07	Deck	BET15	Twine
BET08	Ivy		

Pattern - Faux Felt

Grade - D

Colorways

FXF01	Bark	FXF06	Sprout
FXF02	Flannel	FXF07	Stone
FXF12	Pebble	FXF13	Vibrant
FXF03	Pool		

Pattern - Solace

Grade - D

Colorways

SOC02	Azul	SOC13	Lapis
SOC09	Fossil	SOC16	Nickel
SOC10	Glided	SOC18	Pear
SOC12	Ivory		

Pattern - Toggle

Grade - C

Colorways

TOG01	Agave	TOG05	Lead
TOG02	Flint	TOG06	Punch
TOG03	Iron	TOG07	Quarry
TOG04	Lapis		

NOW!
Need it.
JSI Quickship

Midday Solutions II patterns and colors listed above are available for quickship.

Textile and Leather Swatch Card Program

Momentum - PVC Free Coated Solutions Card

Pattern - Beeline EPU

Grade - D

Colorways

BEL01	Canvas	BEL18	Oat
BEL02	Cork	BEL09	Oriole
BEL03	Eclipse	BEL11	Portobello
BEL04	Eucalyptus	BEL12	Sisal
BEL05	Forge	BEL13	Sprout
BEL06	Fossil	BEL14	Sundance
BEL07	Geyser	BEL15	Tidal
BEL19	Jetty	BEL21	Valley
BEL20	Lake	BEL16	Walnut
BEL08	Nimbus		

Pattern - Canter EPU

Grade - C

Colorways

CNR01	Alfalfa	CNR08	Onyx
CNR14	Ballad	CNR25	Quarry
CNR16	Basalt	CNR09	Sable
CNR03	Bordeaux	CNR10	Saddle
CNR17	Brazen	CNR11	Safari
CNR05	Earth	CNR12	Sand
CNR19	Ink	CNR26	Storm
CNR20	Iron	CNR27	Sumac
CNR07	Night	CNR37	Summer White
CNR23	Nimbus		

Pattern - Endurance EPU

Grade - D

Colorways

END01	Bisque	END11	Neptune
END02	Bluebell	END12	Noir
END03	Cascade	END13	Nordic
END04	Dove	END14	Paprika
END05	Gravel	END15	Seed
END06	Gull	END16	Smith
END07	Heather	END17	Taupe
END08	Ink	END18	Tobacco
END09	Java	END19	Toffee
END10	Jetty		

Pattern - Eon EPU

Grade - D

Colorways

EON16	Anew	EON11	Grove
EON08	Arena	EON12	Hydra
EON09	Ascension	EON13	Mineral
EON17	Atlantic	EON04	Mystery
EON18	Blaze	EON05	Nocturnal
EON10	Coquette	EON06	Omega
EON19	Cove	EON07	Path
EON20	Fire	EON21	Spring
EON01	Freshwater	EON15	Typographic
EON02	Goldmine		

Pattern - Groove EPU

Grade - D

Colorways

GRV01	Archive	GRV16	Intense
GRV02	Beach	GRV09	Khaki
GRV03	Calm	GRV17	Maize
GRV04	Demure	GRV10	Polar
GRV14	Digital	GRV18	Seed
GRV15	Ember	GRV11	Stone
GRV05	Expanse	GRV12	Surplus
GRV06	Glacier	GRV13	Vapor
GRV07	Guide	GRV19	Zest
GRV08	Harbor		

Pattern - Silica

Grade - F

Colorways

SIL01	Alloy	SIL23	Manor
SIL02	Appletini	SIL24	Marigold
SIL05	Breakwater	SIL43	Nero
SIL07	Brownstone	SIL39	Petunia
SIL10	Cloak	SIL40	Quartz
SIL12	Cumulus	SIL41	Sands
SIL13	Dare	SIL44	Seacoast
SIL42	Eclipse	SIL34	Terra
SIL15	Gallant	SIL35	Tropic
SIL20	Haze		

Pattern - Silica Leather

Grade - F

Colorways

SLL01	Almond	SLL10	Ink
SLL02	Aloe	SLL11	Juniper
SLL03	Barley	SLL12	Lichen
SLL04	Chambray	SLL20	Marigold
SLL19	Denim	SLL17	Mink
SLL18	Dove	SLL14	Pewter
SLL05	Driftwood	SLL16	Saddle
SLL06	Dune	SLL21	Shadow
SLL08	Eclipse	SLL22	Umber
SLL09	Hyacinth		

Pattern - Silica Triad

Grade - F

Colorways

SLD01	Brew	SLD11	Luster
SLD02	Bronze	SLD12	Mood
SLD03	Char	SLD13	Orchid
SLD04	Conceal	SLD14	Remote
SLD05	Crest	SLD15	Settle
SLD06	Everglade	SLD16	Smoke
SLD07	Heat	SLD17	Sonar
SLD08	Heron	SLD18	Stark
SLD09	Hover	SLD19	Zing
SLD10	Lazuli		

Pattern - Whit EPU

Grade - D

Colorways

WHT01	Blush	WHT11	Madder
WHT02	Cane	WHT12	Nightfall
WHT03	Castle	WHT13	Ocean
WHT04	Delft	WHT14	Path
WHT05	Driftwood	WHT15	Platinum
WHT06	Fable	WHT16	Smith
WHT07	Flint	WHT17	Storm
WHT08	Humble	WHT18	Verbena
WHT09	Inland	WHT19	Zephyr
WHT10	Jet		

NOW!
Need it.
JSI Quickship

PVC Free Coated Solutions patterns and colors listed above are available for quickship.

Textile and Leather Swatch Card Program

Spradling - Coated Solution - Vinyls by Spradling

Pattern - Edgeline

Grade - C

Colorways

EDG1857	Atlantic	EDG1866	Jasper
EDG1860	Aubergine	EDG1865	Latte
EDG1862	Autumn	EDG1859	Midnight
EDG1868	Caramel	EDG1867	Mustard
EDG1872	Charcoal	EDG1856	Olive
EDG1853	Clover	EDG1852	Peacock
EDG1864	Crimson	EDG1870	Pewter
EDG1854	Emerald	EDG1858	Royal
EDG1869	Espresso	EDG1861	Ruby
EDG1851	Fullmoon	EDG1863	Sangria
EDG1871	Graphite	EDG1855	Storm

Pattern - Maglia

Grade - C

Colorways

MAG1956	Aegean	MAG1964	Rose
MAG1967	Alaska	MAG1954	Sage
MAG1958	Aqua	MAG1952	Sapphire
MAG1962	Clay	MAG1957	Sky
MAG1963	Coral	MAG1968	Thunder*
MAG1951	Desert	MAG1966	Truffle
MAG1965	Driftwood	MAG1953	Vanilla
MAG1961	Goldenrod	MAG1955	Viridian
MAG1959	Indigo	MAG1960	Wisteria

Pattern - Silvertex NEO

Grade - C

Colorways

STX8834	Acid	STX8811	Mandarin
STX8820	Basil	STX8801	Marine Blue
STX8837	Bazaar	STX8824	Meteor
STX8817	Blackberry	STX8825	Mocha
STX8823	Carbon*	STX8839	Plata
STX8819	Celery	STX8818	Sage
STX8808	Champagne	STX8804	Sapphire*
STX8833	Creme de Menthe	STX8840	Sterling*
STX8805	Jet	STX8822	Storm
STX8802	Lagoon	STX8809	Taupe
STX8842	Limoncello	STX8803	Turquoise

Pattern - Whisper NEO

Grade - C

Colorways

WHI2120	Antelope	WHI2150	Fawn
WHI2140	Black*	WHI2157	Fog
WHI2117	Bone	WHI2129	Forest
WHI2118	Camel	WHI2163	Indigo
WHI2121	Cappuccino	WHI2123	Luggage
WHI2141	Cashew	WHI2165	Molten
WHI2136	Cerulean	WHI2137	Navy
WHI2139	Charcoal	WHI2162	Paradise
WHI2142	Cognac	WHI2134	Patina
WHI2138	Elephant*	WHI2154	Pewter*
WHI2143	Espresso	WHI2155	Storm

NOW!
Need it.
JSI Quickship

Select Coated Solutions colors, denoted by * are available on quickship.
Check availability for all other colors.

Stinson - Lara Card

Pattern - Lara

Grade - C

Colorways

LRA81	Athens	LRA86	Gate	LRA83	Minty	LRA61	Salsa	LRA82	Titanium
LRA90	Bahama	LRA87	Haze	LRA57	Miso	LRA103	Sherwood	LRA95	Tranquil
LRA97	Barista	LRA96	Hearth	LRA105	Mystery	LRA66	Spice	LRA76	Velvet
LRA78	Barre	LRA88	Hydro	LRA94	Patriot	LRA50	Stone	LRA68	Vicuna
LRA84	Blue Ice	LRA106	Java	LRA64	Pear	LRA67	Tamale	LRA100	Wizard
LRA52	Blush	LRA91	Kitten	LRA107	Pitch	LRA69	Taupe		
LRA70	Cashew	LRA85	Lake	LRA71	Plum	LRA75	Tawny		
LRA89	Champion	LRA65	Marigold	LRA72	Port	LRA101	Tempest		
LRA102	Espresso	LRA99	Mid-Blue	LRA73	Pumice	LRA74	Timberland		
LRA104	Evening	LRA92	Mink	LRA62	Red Earth	LRA80	Tint		

NOW!
Need it.
JSI Quickship

Lara patterns and colors listed above are available for quickship.

Textile and Leather Swatch Card Program

Ultrafabrics 2020 Card

Pattern - Brisa | Original Grade - E

Colorways

BRI34 Ash*	BRI46 Evening Blue
BRI37 Bark	BRI47 Ginger
BRI31 Birch	BRI48 Mineral
BRI21 Black Onyx*	BRI49 New Sand
BRI20 Cabernet	BRI12 Night Navy
BRI35 Cambridge Blue	BRI15 Sage
BRI18 Canyon	BRI17 Truffle*
BRI44 Caramel	BRI24 White*
BRI23 Celery	BRI50 Wishbone
BRI45 Cinnabar	BRI51 Wrought Iron

Pattern - Ultraleather Promessa Grade - E

Colorways

PME14 Ash	PME18 Horsehair
PME15 Aspen Green	PME02 Parchment*
PME01 Atlantic	PME19 Snow
PME16 Battleship	PME20 Sun Shower
PME05 Bronze	PME21 Tusk
PME17 Corn Flour	PME22 Woodpecker
PME08 Dogwood	

Pattern - Brisa | Distressed Grade - E

Colorways

BDS03 Buckskin	BDS14 Navajo Ivory
BDS12 Coyote	BDS15 Railroad
BDS13 Moccasin	BDS11 Shield

Pattern - Ultraleather Tottori Grade - E

Colorways

TOT01 Black Sesame*	TOT08 Rice Paper
TOT02 Blue Mirage	TOT09 Rouge
TOT03 Desert Dune	TOT10 Sand Castle
TOT04 Ginseng*	TOT11 Shibori Blue
TOT05 Hot Spring	TOT12 Soy Sauce
TOT06 Lichen*	TOT13 Udon
TOT07 Orchid	

Pattern - Ultraleather Pro Grade - F

Colorways

ULP01 Blueberry	ULP16 Mortar
ULP02 Campfire*	ULP08 Parfait
ULP03 Char	ULP17 Sailor
ULP05 Cloud*	ULP18 Swan
ULP06 Coastal*	ULP12 White Wash*
ULP14 Cork*	ULP13 Woodcres
ULP15 Dark Chocolate	

NOW!
Need it.
JSI Quickship

Select Ultrafabrics 2020 colors, denoted by * are available on quickship.
Check availability for all other colors.

Textile and Leather Swatch Card Program

Cortina - Davenport Leather Card

Pattern - Davenport

Grade - L1

Colorways

DAV9968	Aluminum	DAV1112	Black*	DAV9969	Evergreen	DAV9945	Rosewood
DAV9202	Amethyst	DAV1097	Brown	DAV4536	Fog*	DAV9788	Saddle
DAV7378	Atlantis*	DAV7835	Camel	DAV9970	Mist	DAV7579	Smoke
DAV7800	Austin	DAV8774	Chamois	DAV9967	Nutmeg	DAV9203	Spring
DAV8548	Bark	DAV9204	Copper	DAV8554	Olive*	DAV8779	Storm
DAV9206	Bayview	DAV8979	Cream	DAV4536	Plum	DAV8787	Tomato
DAV9201	Berry	DAV7298	Dusk	DAV7574	Porcellana	DAV7349	Wet Sand*
DAV7153	Bittersweet*	DAV7568	Earthy*	DAV9966	Powder*	DAV7582	Yonder

NOW!
Need it.
JSI Quickship

Select Cortina - Davenport Leather colors, denoted by * are available on quickship.
Check availability for all other colors.

Cortina - Caprone + Old English Leather Card

Pattern - Caprone

Grade - L2

Colorways

CPN004	Acom	CPN073	Koala
CPN032	Blueberry	CPN089	Laguna
CPN111	Bright White	CPN007	Maple
CPN027	Cloud	CPN071	Persimmon
CPN034	Cocoa	CPN092	Picholine
CPN039	Ebony	CPN016	Plum
CPN010	Glove	CPN037	Seal
CPN012	Gunmetal	CPN082	Stucco
CPN044	Heron	CPN087	Sublime
CPN030	Holly	CPN088	Tiffany
CPN030	It's A Boy		

Pattern - Old English

Grade - L2

Colorways

COA0096	Black	COA1572	Medium Blue
COA1520	Blackberry	COA1649	Navy
COA1263	Brown	COA1500	Rouge
COA7949	Camel	COA3144	Walnut
COA9887	Grey		

Arc Com Fabric Grading

For memo samples order online at www.arc-com.com or call Arc-Com at 800-223-5466Grades and availability of fabric are subject to change without notice. Changes could include but are not limited to price increases, discontinued patterns, discontinued colors, etc. See jsifurniture.com for updated information.

Pattern	Grade	Pattern	Grade	Pattern	Grade
Aberdeen	J	Harlequin	I	Roundabout	F
Alpha	F	Highlands	G	Santa Fe	F
Ambiance	E	Hush	F	Santorini	G
Apex	I	Illusion	D	Saxon	G
Apollo	F	Illusion 2	D	Sea Willow	J
Arabesque	G	Insight	D	Sector	G
Arashi	H	Intaglio	F	Sherlock	E
Around	G	Intaglio 2	F	Sherlock 2	E
Astor	F	Intersect	F	Shimmer	E
Atomic	I	Interstate	F	Shimmer 2	E
Axis	G	Iona	F	Silverado	E
Bali	I	Isabella	E	Silverado 2	E
Block Petal	I	Itajime	H	Skye	G
Boardwalk	F	Jive	G	Soho	D
Bocce	H	Journey	G	Solitude	G
Bronco	F	Kaolin	F	Sonata Stripe	H
Burkina	H	Katano	G	Sonic	F
Cadence	F	Key	G	Spectrum	E
Carnival	F	Kinetic	H	Speedway	G
Cavo	G	Kuba	I	Spin	H
Centring Stripe	I	Kumo	G	Spinnaker	I
Channel	E	Legacy	F	Spirit	E
Chroma	E	Legend	F	Square One	I
Cirque	H	Linea	F	Staccato	J
Coastline	E	Loara	H	Stallion	C
Column	F	Lore	G	Strata	E
Compass	J	Lunette	J	Streamline	G
Contour	G	Luxe	G	Sukhala	I
Cosmos	G	Lyre	F	Sundial	H
Crescendo	H	Lyric	I	Sync	F
Dakota	E	Majorca	G	Tailored	F
Dakota	E	Marathon	F	Talavera	J
Daytona	H	Marquee	G	Tally	F
Dazzle	I	Mason	G	Tectonic	G
Delphi	E	Mason Stripe	G	The Plaid	J
Delta	E	Meadow	I	Tick-Tock	G
Drifter	E	Mesa	F	Transform	D
Durango	D	Montage	J	Traverse	G
Dynasty	F	Moon Beam 2	F	Vault	I
Eden	J	Morgan	F	Venture	I
Elementary	I	Nahouri	I	Victoria	G
Elevado	F	Network	I	Watson	D
Emerson	D	Oculus	F		
Empress	E	Odyssey	F		
Encore	E	Ombre Petal	I		
Engrave	F	Omega	F		
Etch	E	Palatine 2	F		
Evolution	I	Paragon	I		
Fiji	F	Paxton	G		
Fragment	I	Perspective	H		
Frontier	D	Polished	F		
Galaxy	H	Polo	G		
Gamma	E	Posh	G		
Gardenia	G	Primavera	G		
Gatsby	E	Quest	H		
Gem	E	Radius	I		
Geostitch	H	Raya	G		
Glam	F	Reality Check	G		
Glo	F	Rodeo	D		
Great Wall	G	Rodeo 2	D		
Grid	G	Rogue	F		

Effective October 22, 2021

Designtex Fabric Grading

For memo samples order online at www.designtex.com or call Designtex at 800-221-1540

Grades and availability of fabric are subject to change without notice. Changes could include but are not limited to price increases, discontinued patterns, discontinued colors, etc. See jsifurniture.com for updated information.

Pattern	Grade	Pattern	Grade	Pattern	Grade
Acacia	H	Geometric II	J	Raia	J
Adler	F	Gleam	G	Rainwater	I
Alcazar	E	Glimmer	F	Reppweave	E
Aloft	F	Gridley	D	Revelry	G
Annex	F	Hashtag	E	Rider	F
Appleseed	G	Heather	G	Rise	E
Arne	E	Hint	F	Rocket	D
Aspect	D	Holmes	H	Rodenbach	I
Atria	H	Hyde	D	Rotary	J
Bark Cloth	F	Hyphen	F	Rove	H
Big Dot	G	Ink	I	Samba	H
Big Texture	G	Interlock	H	Scale	F
Billiard Cloth	F	Interlude	I	Schism	F
Birdseye	D	Iota	E	Segment	I
Bixby Macro	I	Jaunt	I	Shortcut	I
Bixby Micro	H	Josef	G	Silicone Element	G
Boucle	G	Jumper	I	Silicone Element	H
Boucle Dot	G	Kami	I	Celliant	H
Boucle Melange	H	Keen	G	Silicone Nappa	G
Brushed Flannel	E	Kindred	H	Sketch	I
Building Blocks	I	Kith	E	Sorano	E
Bunta	G	Lambert	I	Span	E
Burlap Weave	F	Latitude	I	Spandau	E
Burrard	I	Lattice	H	Splice	F
Burrard Ground Cloth	G	Leap	G	Split	F
Bute Braemar	J	Linen Like	F	Sprint	H
Bute Melrose	J	Linnen	F	Standard	H
Bute Tweed	I	Little Dot	G	Starburst	I
Carom	I	Loop To Loop	H	Stratum	I
Carrick	J	Lumi	I	Stride	E
Chapiteau	F	Luster	G	Subtle	F
Chenille Chevron	J	Mark	E	Symbol	J
Chunky Tweed	H	Mateo	F	System	F
Clad Celliant	E	Measure	F	Tack Cloth	G
Cloud Velvet	E	Melange	E	Tap	H
Code	G	Metallo	F	Terra	F
Collier	F	Metta	E	Tilt	J
Colten	F	Microgrid	F	Tiny Boucle	F
Corded	H	Migration	I	Tiny Herringbone	F
Course	I	Minnie	D	Tramway	I
Crossweave	E	Mod	H	Treeline	I
Crosswind	G	Mohair Plus	J	Trim	I
Cubitt	I	Motif	H	Trove	E
Current	G	Mountainous	I	Tumbleweed	G
Dapple	H	Nest	F	Tweed Multi	E
Dart	H	Nook	E	Ulster 4149	C
Delaine	F	Opulent	E	Ulster Upholstery	D
Distressed Texture	G	Pause	F	3957	D
Double Weave	I	Pave	H	Union Cloth	F
Draft	H	Pennant	J	Upholstery	F
Drift	F	Pennant Celliant	J	Velvet Corduroy	I
Ellipsis	D	Pennington	J	Vero	F
Encircle	J	Phenomena	H	Viewpoint	I
Everywhere Texture	F	Pigment	H	Vine	I
Felt 2MM	J	Pika	E	W	F
Flow	J	Pinball	I	Wend	E
Fluent	H	Pinpoint	H	Whim	F
Fomo	F	Pivot	F	Willis	I
Forestbound	F	Plaid	I	Windowpane	F
Gale	F	Plus	I	Crypton	F
Gamut	D	Prime	D	Woolish	D
Gamut Celliant	E	Queue	I		

Maharam Fabric Grading

For memo samples order online at www.maharam.com or call Maharam at 800-645-3943

Grades and availability of fabric are subject to change without notice. Changes could include but are not limited to price increases, discontinued patterns, discontinued colors, etc. See jsifurniture.com for updated information.

Pattern	Grade	Pattern	Grade	Pattern	Grade
Ample	I	Gild	F	Quay	F
Anagram	J	Glen	F	Queue	I
Apt	H	Grove	H	Rail	J
Arabesque	J	Hearth	H	Relay	I
Aria	J	Houndstooth	J	Rill	G
Article	E	Insignia	I	Roman	I
Beacon	I	Instill	F	Roster	F
Beck	G	Jasper	G	Route	F
Beryl	G	Keen	D	Rule	I
Bind	I	Lariat	F	Runner	I
Bluff	F	Lean	H	Runner Standard	G
Boundary	G	Ledger	F	Scuba	F
Bright Angle	I	Levity	F	Scute	H
Bright Cube	I	Lift	I	Scuttle	G
Bright Grid	I	Limn	J	Sendal	G
Brim	I	Linden	I	Sequence	G
Brindle	D	Lineage	G	Shadow	H
Brio	I	Link	I	Sheen	G
Buffer	H	Lithe	H	Shift	I
Bureau	E	Loop	E	Sift	I
Bushel	G	Luce	G	Soft Tweed	J
Campana	G	Lunar	D	Sort	J
Candor	F	Manner	C	Span	H
Caper	E	Mantle	E	Splay	G
Chalet	G	Mechanism	I	Spry	D
Chasm	G	Medium	E	Stature	G
Chassis	G	Melange Tweed	J	Steady Crypton	G
Checker	J	Meld	C	Strum	G
Chime	F	Merit	E	Sudden	G
Clamber	I	Mesh	I	Sundry	H
Coach Cloth	J	Messenger	C	Switch	G
Coast	G	Metaphor	D	Swivel	H
Coin	F	Metric	C	Teatro	I
Coin Crypton	G	Mexidot	H	Tempera	H
Compound	G	Micro	F	Tend	J
Conduit	E	Milestone	D	Terra	I
Cosset	G	Mimic	H	Tracery	H
Cotton Velvet	J	Minicheck	J	Trait	G
Cove	I	Mister	I	Transmit	D
Crew	I	Mode	D	Trellis	J
Crush	G	Multiply	E	Trundle	D
Cycle	G	Murmur	C	Valor	I
Dots	J	Muse	C	Veer	F
Double Triangles	J	Nico	E	Voyage	J
Dwell	E	Nimble	G	Wend	D
Ellipsis	J	Offset	I	Wide Corduroy	J
Elm	E	Orbit	F	Willow	I
Embed	G	Pallet	E	Wool Rib	I
Emit	E	Pare	G		
Enmesh	G	Parquet	I		
Equate	H	Pepitas	H		
Facets	J	Pepper	F		
Fathom	G	Petra	G		
Feature	H	Pick	F		
Festoon	J	Pick Crypton	G		
Flint	J	Pinnacle	I		
Fluent Crypton	G	Pitch	F		
Flurry	I	Plait	G		
Frequency	H	Pocket	H		
Gallant	F	Prime	G		
Gemma	G	Prompt	F		
Gemma Multi	G	Province	G		

Effective February 15, 2022

Mayer Fabric Grading

For memo samples order online at www.mayerfabrics.com or call Mayer at 800-428-4415.

Grades and availability of fabric are subject to change without notice. Changes could include but are not limited to price increases, discontinued patterns, discontinued colors, etc. See jsifurniture.com for updated information.

INFORMATION

Pattern	Grade	Pattern	Grade	Pattern	Grade	Pattern	Grade
Abbey	D	Gem	C	Plaza	E	Zazen	G
Acclaim	D	Genesis	C	Polygon	D	Zen	G
Acuco	H	Genesis Plus	D	Positive Thoughts	G		
Align	D	Nanoguard	D	Primo	E		
Ankara	G	Gravity	E	Prism 10	C		
Antique	D	Haarlem	H	Puno	G		
Apollo Silicone	F	Havana	C	Quattro	C		
Arabesque	D	Hexagon	D	Ranchero	B		
Aristocrat	D	Huipil	F	Reflector	G		
Array	E	Images FR	D	Refuge	E		
Bali	C	Imprint	C	Relativity	F		
Batik	D	Infinity	H	Replay	E		
Bolero	E	Interlace	D	Reverb	C		
Boro	H	Intrigue	D	Rift	E		
Botanica	F	Jekyll & Hyde	D	Rumba	C		
Botany	F	Jitterbug	D	Samba	D		
Caressa	D	Jive	C	Saori	H		
Cascade	E	Journey	D	Score	E		
Catwalk	E	Kantha	G	Sequel	C		
Channel	D	Kensington	D	Sequel Plus Nanoguard	D		
Chaps	D	Key Largo	C	Sequence	D		
Charette FR	E	Labyrinth	G	Shantung	E		
Chequers	E	Landscape	F	Signs	I		
Circumference	G	Latitude	F	Silverweave	D		
Cirque	F	Lavish	D	Sketch	D		
Collage	G	Links	D	Slick	D		
Comalapa	H	London	F	Social Network	E		
Contempo	C	Longhorn	E	Soho	F		
Continuum 10	C	Longitude	E	Soleil	G		
Cosmopolitan	D	Lotus	H	Sophisticate	D		
Cross Check	C	Madras	D	Spacer Mesh	C		
Cuddle Up	F	Malibu	D	Special Black Madrid	A		
Curlicue	D	Mandala	I	Special Black Oxen	A		
Dande	E	Marmara	F	Special Black Sierra	A		
Darning	H	Matka	D	Splendor	E		
Debonair	G	Matter	E	Spokes	J		
Destiny	C	Maverick	C	Static	F		
Destiny Plus Nanoguard	D	Mayfair	F	Sula	H		
Disco	D	Meander	E	Suna	H		
Durango	C	Metal Strips	H	Sutra	G		
Duraweave 10	B	Micro Dot	C	Sydney	C		
Echo	D	Milagro	I	Tango	D		
Ecosphere	G	Milano	D	Tattersall	F		
Elevation	F	Mingle	D	Textura	G		
Engrave	C	Mode	D	Theory 10	C		
Entwine	E	Molecule	G	Time Line	D		
Ephesus	G	Moonscape	C	Turnabout	G		
Essence	D	Mosaic	D	Variant 10	C		
Etch	C	Mosaic Plus Nanoguard	E	Vector	H		
Fanfare	H	Neo	D	Venetian	I		
Fedora	C	Niche	E	Verona	D		
Fiji	C	Nirvana	H	Vibrant	E		
Finale	D	Noble	C	Viewpoint	G		
Florentino	C	Nostalgia	D	Villa	F		
Form	E	Nylon-Stat	F	Vintage Mohair	J		
Forte	B	Obsession	F	Vogue	F		
Foundation 10	C	Odessa	F	Volante	I		
Fretwork	G	Optic 10	C	Voyager	E		
Function	D	Outback	C	Whirligig	J		
Gala	F	Palermo	E	Wilson	H		
Galveston	D	Pastime	F	Wool Boucle	G		
Gatsby	D	Patio	C	Xanadu	H		

Effective February 15, 2022

Momentum Fabric Grading

For memo samples order online at www.memosamples.com or call Momentum at 800-366-6839

Grades and availability of fabric are subject to change without notice. Changes could include but are not limited to price increases, discontinued patterns, discontinued colors, etc. See jsifurniture.com for updated information.

Pattern	Grade	Pattern	Grade	Pattern	Grade	Pattern	Grade	Pattern	Grade
Ace	D	Endurance EPU	D	Lore	I	Silica Blend	F	Trefoil	J
Acoustic	G	Eon EPU	D	Ludwig	J	Silica Bracket	G	Tribeca CV	E
Acrobat	J	Essay	H	Mandala	H	Silica Checker	H	Trilogy	G
Agora II	E	Etude	I	Mapping Ideas	I	Silica Chopsticks	H	Tufted	J
Amenity II	H	Evo CV	D	Marathon C-Zero	C	Silica Compass	H	Turin	H
Amuse	D	Evolve	I	Marcel	I	Silica Cusp	H	Uplift	H
Analog	I	Expo	C	Memory	J	Silica Deflect	I	Vanguard CV	E
April	G	Faux Felt	D	Mezzanine	H	Silica Effloresce	H	Velocity	F
Archer	I	Faux Mo	F	Millennium C-Zero	C	Silica Etc.	G	Via	E
Ascend	F	Fleet	G	Mixology CV	D	Silica Etch	F	Viva II	F
Audubon	I	Float	E	Mogul EPU	E	Silica Fiona	I	Vox	C
Bandwidth II	G	Flock	D	Nagoya	I	Silica Flick	I	Wander	H
Bangle	A	Flow	H	Nifty	D	Silica Fresco	G	Waver	F
Banter	I	Flux	I	Nimble	J	Silica Fritz	I	Weaving Palettes	G
Beeline EPU	D	Focal	E	Oath	E	Silica Gidget	I	Whim	G
Beep	D	Fold	I	Odyssey C-Zero	C	Silica Hiatus	I	Whit EPU	D
Beta	D	Follow CV	F	Origin	A	Silica Hoop	G	Widget	C
Bobby	B	Foray	F	Otto	D	Silica Jig	I	Zipped	I
Boom II	D	Foundation	H	Overpass	H	Silica Kip	I		
Boxcar	I	Free	D	Pantheon	I	Silica Leather	F		
Bravo II	D	Fuse	A	Parable	G	Silica Likely	I		
Brink	G	Glide	G	Parenthesis	A	Silica Reach	H		
Brisk	H	Graph	B	Pax	J	Silica Roam	J		
Build	E	Grid	D	Perk	C	Silica Scout	I		
Buoy	H	Groove EPU	D	Phase	I	Silica Spoke	H		
Byways	I	Guild	A	Photon	I	Silica Strata	I		
Cairns	J	Habit	C	Phrase	H	Silica Stride	G		
Camber	H	Halo	I	Pierre	J	Silica Suede	F		
Canter EPU	C	Hearsay	I	Ping	F	Silica Tao	H		
Carlo	I	Highline	I	Pip	D	Silica Tech	F		
Cashmere II	E	Hitch	G	Pique	F	Silica Thatch	G		
Central	F	Hobnob	D	Plan	F	Silica Triad	F		
Centric	G	Hop	G	Platform	G	Silica Waltz	I		
Channel	F	Hue	D	Poetic CV	E	Silica Wifi	I		
Chipper	J	Hyde CV	D	Point	D	Site Line	I		
Chromatic	J	Improv CV	E	Polka	G	Skip	C		
Cityscape	J	Infinity C-Zero	C	Printwork EPU	I	Slice	B		
Civil	G	Infusion	G	Propel	H	Small Talk	H		
Clang	F	Insight	A	Propensity II	D	Solace	D		
Climb	J	Interim	J	Proximity	I	Solitaire	D		
Collect	E	Interlock	J	Raft	H	Spontaneous	I		
Colorwheel	H	Intermix II	E	Rein II	E	Sport	D		
Cover Cloth	D	Iota	H	Reverb	I	Spunk CV	F		
Croquet	I	Jitney	F	Revolve	I	Starboard	I		
Crosswise	E	Jot	D	Riga	I	Stroll	E		
Cube	H	Journal	I	Ring	H	Strum	F		
Culture	F	Kayak	I	Rise	D	Strut	F		
Current	E	Keynote	D	Rivet	F	Subdivide	J		
Cutout	J	Kindred	G	Ronda	G	Sunny	G		
Cycle	F	Kinney	F	Row	E	Swim	D		
Dart	C	Kit	E	Rubato	G	Synergy	D		
Dash	H	Knack	C	Rush Hour	I	Syntax	D		
Dayspell	I	Lasso CV	F	Sail	I	Tack	D		
Decode	D	Lateral	G	Score	H	Tactic	I		
Dexter EPU	E	Ledge	F	Scrabble	D	Tag	I		
Docket	I	Lella	H	Sensory CV	E	Tanner	D		
Domain	G	Leno	I	Shuttle	G	Tesla	H		
Dome CV	F	Lens	C	Sidestep	I	Tilt	G		
Drift	I	Level	H	Silica	F	Toggle	C		
Ebb	J	Lina	J	Silica Andy	I	Traction	I		
Edison	I	Linen CV	E	Silica Arc	I	Tradition C-Zero	C		
Embark	G	Lineup	C	Silica Bauble	I	Trapeze	I		

Stinson Fabric Grading

For memo samples order online at www.cfstinson.com or call Stinson at 800-841-6279

Grades and availability of fabric are subject to change without notice. Changes could include but are not limited to price increases, discontinued patterns, discontinued colors, etc. See jsifurniture.com for updated information.

Pattern	Grade	Pattern	Grade	Pattern	Grade	Pattern	Grade	Pattern	Grade
Ace	D	Etch	F	Mica/Mica 2.0	D	Satchel	D	Volterra-HC	I
Acrobat	I	Euclid	E	Migration	I	Scintillate	H	Vortexia/	I
Adagio	F	Fast Lane	D	Moby	D	Scout/Scout 2.0	D	Vortexia 2.0	I
Affinity/Affinity 2.0	F	Fenestra Too!	I	Moccasin	C	Script/Script 2.0	D	Walk The Line	J
Alamo	C	Fiberdrill	F	Mod	H	Season	I	Weft	C
Alignment	G	Figment	H	Modena	F	Sedona	I	Whirl	H
Amplify	C	Fizz/Fizz 2.0	F	Monhegan	H	Sensor	G	Winnly	E
Anagram	G	Flanders	D	Montage	F	Sentry-HC/	F	Wish	J
Ardent	C	Fleck	D	Montana	C	Sentry-HC 2.0	D	Ybor	F
Arioso	F	Fractal	H	Natural World	J	Sequence	D	Zanzibar	J
Armature	I	Frequency	G	Nest	I	Serene	H	Ziggy	C
Artisan	D	Full Turn	J	Network	G	Shantung/	C	Zoom	F
Avant	D	Furrows	D	New Hempstead	D	Shantung 2.0	C		
Banyan	F	Fuse/Fuse 2.0	C	Nimble	G	Shift	D		
Bass Line	G	Galileo	F	Nishiki/Nishiki 2.0	D	Shimmy	E		
Bespoke	E	Glisten	I	Nova	F	Shuffle	I		
Bistro	C	Graph	F	Obscura	G	Sideline	F		
Blip	D	Gravity	F	Olivia	C	Silicone - Avail	G		
Bliss	I	Grille/Grille 2.0	D	Olympus/	G	Silicone - Downtown	I		
Borderline	H	Handwork	H	Olympus 2.0	G	Silicone Max - ONE	H		
Breton	G	Happy Tappy	I	Orbit/Orbit 2.0	E	Silicone - Uptown	I		
Brilliant	D	Hashtag	G	Outlander	D	Sirocco	G		
Brixton	G	Haven	F	Overlay	F	Sleek	D		
Brushwork	I	Helix	I	Oxford/Oxford 2.0	D	Sleeping Bear	G		
Bryant Park	D	Hexie	I	Pacifica	H	Dunes	I		
Bubblerake/	J	Hi-Fi	D	Paloma	D	Smoothie/	D		
Bubblerake 2.0	J	Highlands	D	Paradox	I	Smoothie 2.0	D		
Calibration	I	Highlight	D	Park Avenue	F	Solitaire	C		
Cannon Beach	I	Hive	D	Penelope	G	Splice	I		
Carlisle	D	Hopsack	D	Pergola	F	Sprint	C		
Cassidy	D	Hush	F	Perimeter	F	Square One	D		
Catalina	G	I Spy	H	Perspective/	H	Squire	F		
Ceremony	H	Impress w/Stakleen	G	Perspective 2.0	H	Staple	C		
Channel/	E	Infinity Plush	I	Piccadilly	F	Steppe	H		
Channel 2.0	E	Inside Track	D	Pinball	G	Stitch In Time	D		
Charlotte	E	Jala	I	Polka	E	Storyboard	J		
Cirque/Cirque 2.0	F	Jillian	D	Posey	F	Strand	D		
Clean Slate	D	Juxy	G	Posh	F	Stratford	I		
Comeback	H	Kennebunk	H	Power Grid	I	Stride	D		
Connect/	C	Kid	F	Prisma	F	Summit	F		
Connect 2.0	C	Knot	F	Prodigy	I	Sundance	F		
Continuum	F	Kusari/Kusari 2.0	D	Progression	G	w/Stakleen	F		
Converge	I	Lara	C	Promenade	G	Supersillyness	I		
Core/Core 2.0	C	Laredo	C	Radiance	I	Swipe	G		
Corium	F	Lateral	D	Raffia/Raffia 2.0	E	Swivel	H		
Criss Cross/	D	Lava/Lava 2.0	H	Rally	C	Sync	I		
Criss Cross 2.0	D	Level/Level 2.0	G	Raquette	H	Tangram	G		
Dakota	D	Lifecycle	I	Raya	I	Tender	I		
Dart	D	Lift	I	Realm	E	Tendril	E		
Deflection	G	Live Wire	H	Retrograde	D	Tessuto/Tessuto 2.0	D		
Deza	I	Loophole	G	Revolution	G	Thrive	I		
Didi	F	Lorelai - MB	F	Revolve	I	Tidbit	F		
Divvy	I	Luster	F	Rhythm	J	Torus	H		
Donegal	F	Mandala	H	Rialto	D	Touch Base	F		
Drift	F	Mantra	J	Riddle	E	Touchstone	D		
Drizzle	I	Marquetry	H	Ritz	F	Tranquility	H		
Duet	F	Martini/Martini 2.0	F	Rivera	F	Tribeca	D		
Eddy	J	Matrix	F	Rogue2	C	Trio	I		
Effervescence/	I	Maxwell	E	Round Trip	I	Twiggy	F		
Effervescence 2.0	I	Maze	I	Route	E	Twist	H		
Elderberry	H	Median	F	Rubric	H	Vanish	I		
Essential	C	Mesa	I	Salinas	J	Voltage	I		



Effective February 15, 2022

Spradling Fabric Grading

Grades and availability of fabric are subject to change without notice. Changes could include but are not limited to price increases, discontinued patterns, discontinued colors, etc. See jsifurniture.com for updated information.

For memo samples order online at www.spradlingvinyl.com.

<u>Pattern</u>	<u>Grade</u>
Edgeline	C
Genero	C
Maglia	C
Modena	B
Silververtex NEO	C
Whisper NEO	C



Effective October 22, 2021

Ultrafabrics Fabric Grading

Grades and availability of fabric are subject to change without notice. Changes could include but are not limited to price increases, discontinued patterns, discontinued colors, etc. See jsifurniture.com for updated information.

For memo samples order online at www.ultrafabricsllc.com.

<u>Pattern</u>	<u>Grade</u>
Brisa Distressed	E
Brisa Distressed Outdoor	G
Brisa Fresco	E
Brisa Mokume	F
Brisa Original	E
Ultraleather Cora Outdoor	G
Ultraleather Fusion	G
Ultraleather Fusion Shimmer	G
Ultraleather Geom	G
Ultraleather Linen	F
Ultraleather Original	E
Ultraleather Pearlized	G
Ultraleather Pony	F
Ultraleather Pro	F
Ultraleather Promessa	E
Ultraleather Reef Pro	G
Ultraleather Tottori	E
Ultraleather Volar Bio	H
Ultratech Cove	G
Ultratech Dwell	G
Ultratech Eco Tech	E
Ultratech Helix	G
Ultratech Wired	H

Effective February 15, 2022

Cortina Leather Grading

For memo samples order online at jsi@cortinaleathers.com

Grades and availability of leather are subject to change without notice. Changes could include but are not limited to price increases, discontinued patterns, discontinued colors, etc. See jsifurniture.com for updated information.

<u>Pattern</u>	<u>Grade</u>
Caprone	L2
Davenport	L1
Old English	L2

If selecting non-carded patterns/colorways pricing will be based on Full Hide usage.
Contact Customer Service for price quote.

Custom Options

Wood and Metal Laser Cut Backs

Many of our seating models are available with custom wood engraving or laser cut backs. University seals, logos, unique designs, or any type of graphic can be designed into the seating back for a custom creation. Copyright approval may be required. Consult JSI Customer Service for pricing and artwork specifications. Artwork must be submitted as a JPG or PDF file.

Example



Wood Laser Engraving and Cut Outs General Pricing

* must order plain back when choosing these options

For Artwork 4" x 4" or Less	\$50 list per chair
For Artwork Less than 6" x 6"	\$88 list per chair
For Artwork Larger than 6" x 6"	Call For Pricing

For orders fewer than 50 pieces, add \$136 list per design, per order. This pricing reflects etching (leaving the wood dark). If additional painted colors are added to artwork please call customer service for pricing.

A \$119 list set-up fee applies.

Metal Laser Cut Out General Pricing

* must order plain back when choosing this option.

Contact Customer Service for pricing.

Examples shown below



Leather engraving also available. Please call Customer Service for pricing and availability.

Specification Tools

JSI products are manufactured to order and provide a multitude of options to address your individual customer needs. As you process your order do not forget to include all the necessary information to allow the order entry process to be completed. Please see the order checklist at the beginning of every series.

JSI Customer Service edits every order for complete information. If details are not included with the purchase order, Customer Service will contact you to answer these questions. If information is not completed in a timely manner it will delay the entry process and could effect your product delivery date. To avoid delay in order entry and potential delay in delivery of your order, please double check the line items to ensure all selections have been completed.

To ensure completion of details on your purchase order, electronic catalogs and specification tools have been developed to aid in the process. These electronic tools include:

20-20 GIZA Studio and 20-20 CAP Studio software offers state-of-the-art design, specification, photo-realistic rendering and three-dimensional visualization capabilities for configurable products in the commercial interior design markets. 20-20 GIZA Studio and 20-20 CAP Studio are available for all JSI Casework and Seating products, in 2D and 3D graphics and the Specifier Catalog. Updates are made monthly reflecting any changes that occurred. To be sure the most up to date information is provided on orders, users of this software program are responsible to update their catalogs.

CET Designer, by Configura is an all-in-one software solution for space planning and configuration of products. The intuitive workflow guides you through entire process from idea to reality - supporting every step of the sales process

ProjectMatrix, Inc. offers a full software solution for the contract furniture industry. Their software can help you create space plans to specifications for ease of specifying our JSI Casework and Seating product lines. Updates are made monthly reflecting any changes that occurred. To be sure the most up to date information is provided on orders, users of this software program are responsible to update their catalogs.

GSAdvantage is a Federal Government electronic catalog site offered to assist GSA customers in specifying and pricing JSI product. Listed at this site are all contract items and prices under GSA Contract # GS-28F-0030U.

Our JSI website jsifurniture.com provides many tools to assist in the design and order selection. Included in the site are downloadable images, typicals, product symbols, brochures, contact information, price lists, sales representative locations, warranty and environmental information.

GSA Terms and Conditions



Contract Holder
Contract # GS-28F-0030U

In addition to the standard terms and conditions, the following terms and conditions apply to GSA contract.

Contract Number
GS-28F-0030U

Contract Period
June 24, 2013 - June 24, 2023

Statement of Intended Use
The furniture covered by special item number 33721 Office Furniture shall comply with the requirements defined in purchase description 3QSAB 09-608. All furniture offered under this SIN shall be GSA Chassis Grade 1, 2, 3 or NA, GSA Drawer Grade 1, 2, 3, 4 or NA, Design A B or C, as defined in 3QSAB 09-608.

Description of Special Item Number SIN #33721

Cooperative Purchasing
No

Set Aside
No

FSC/PSC Code
7125

NAICS 337211 Wood Office Furniture Manufacturing 1000 employees

Includes all furniture placed in an office, such as chairs, desks, etc. In addition, ancillary services are included, however services performed shall not be the primary purpose of the work ordered.

Lowest Price Model

SIN #	Model Number	Net Price
33721	VS-LBRKT-20	\$28.03

Maximum Order
\$250,000 net

Geographic Coverage
48 contiguous states and Washington D.C.

Point of Production
Jasper, Dubois County, Indiana
Orleans, Orange County, Indiana
Paoli, Orange County, Indiana

Discount
Discount 61.6%* off list.

*Discount for Walden and Wellington is 61.71% off list.

Discount Quantity
Walden and Wellington only
\$300,000 to \$350,000 Net = 0.5%
\$350,001 to \$400,000 Net = 1%
\$400,001 to \$450,000 Net = 1.5%

Prompt Payment Terms
1% 15 - net 30 days from date of invoice.

Government purchase cards are accepted at or below the micro-purchase threshold

Government purchase cards are accepted above the micro-purchase threshold

Foreign Terms
Not applicable.

Time of Delivery
30-75 days after receipt of order, 90 days maximum.

Expedited Delivery
Contact Customer Service 800-457-4511

Overnight and 2-day Delivery
Not applicable.

Urgent Requirements
Contact Customer Service 800-457-4511

F.O.B. Points
F.O.B. destination, freight prepaid and allowed to 48 contiguous states and Washington D.C. excludes special delivery requirements.

GSA Terms and Conditions

Ordering Address

Jasper Seating Company, Inc. d/b/a JSI
 Attn: Participating Dealer
 225 Clay Street
 Jasper, IN 47546
 Fax: 812-482-1548
 Phone: 800-457-4511
 Email: orders@jaspergroup.us.com

Order Procedures:

Per contract

Payment Address

JSI
 225 Clay Street
 Jasper, IN 47546

Warranty Provision

Limited Lifetime

Export Package Charges

Quoted on project-by-project basis.

Terms of Government Commercial Credit Card Acceptance

Accepted.

Rental, Maintenance, and Repair

Not applicable.

Terms and Conditions of installation

12% of net purchase order for installation services up to \$150,000.00 of net purchase price.

Terms and conditions of repair parts, etc.

See warranty.

List of service and distribution points

Contact Customer Service 800-457-4511.

List of participating dealers

Contact Customer Service 800-457-4511.

Preventive Maintenance

N/A

Environmental Attributes

GreenGuard Certified and recycled wood waste and fabric remnants

Section 508 Compliance.

N/A

DUNS

00-636-7767

CCR and SAMS Registration

Jasper Seating Company, Inc. is registered
 Cage Code #31881
 Federal ID #35-0420370

Product Modifications

We willingly accept customers' modifications to standard products. See product modification information by series at the start of each series under the "Product Modification" sections. If there is a modification you desire that is not listed in this section, please call Customer Service for a modification quote/price

Acceptance, Modification, Assignment

By placing this order for furniture, material or other products (sometimes collectively referred to as "goods"), customer agrees to these terms and conditions which shall prevail over inconsistent provisions in any other form or document of customer. No change or modification shall be applicable unless set forth in writing and signed by company. Neither this order nor any interest therein shall be assigned by customer except with the prior written consent of company.

Payment

Customer agrees to pay to company the amount indicated on the invoice, 1% 15 days, net 30 days from date of invoice (U.S. funds only), for goods ordered. Interest will be charged after 30 days from the date of invoice at the rate of one and a half percent (1.5%) per month. International sales will require additional payment arrangements. No goods shall be sold on consignment or conditional sales basis. Payment for the goods delivered hereunder shall constitute acceptance thereof.

Attorneys' Fees

Customer shall be responsible for all expenses and cost in connection with the enforcement by company of these terms and conditions and the cost of collection (including the fees of any collection agencies to whom the customer's account may be referred), plus reasonable attorneys' fees (which attorneys' fees shall not be less than 25% of the amount due, unless a lower amount is specified by applicable law).

Remedies

The remedies herein reserved shall be cumulative, and additional to any other or further remedies provided in law or equity. No waiver of a breach of any provision of these terms and conditions shall constitute waiver of any other breach or of such provision.

Insolvency

Company may forthwith cancel this order in the event of the happening of any of the following or any other comparable event: insolvency of the customer, the filing of a voluntary petition in bankruptcy, the filing of any involuntary petition to have customer declared bankrupt provided it is not vacated within thirty (30) days from the date of filing, the appointment of a receiver or trustee for customer provided such appointment is not vacated within thirty (30) days from the date of such appointment, or the execution by customer of an assignment for the benefit of creditors.

GSA Terms and Conditions

Limitation of Liability

The Company shall not under any circumstances be liable to the customer, owner of the goods or any third party for special, indirect, incidental, or consequential damages, including, without limitation, loss of profits or revenues, loss or damage to other property or equipment, cost of capital or of purchased or replacement goods, or expense, delay, or inconvenience cause by or arising from the purchase, sale, use, repair or inability to use the goods or by any performance or non-performance under, or breach of, these terms and conditions. The Company's sole liability for any defective goods shall be its repair or its replacement pursuant to the express warranties set forth above, or if amended, as applicable at the time of manufacture or repair of the goods. Some states do not allow the exclusion or limitation of incidental or consequential damages, so the above limitations or exclusion may not apply to all customers. Any action resulting from any breach on the part of company as to the goods or services delivered here under must be commenced within one year after the cause of action has occurred.

Returns and Allowances

Reasonable touch-up and deluxing is the dealer's responsibility. The Company will not make allowances for trip or delivery charges, but will only make allowance for actual work performed to correct manufacturing defects. Allowances maybe authorized only by a company officer. It is the responsibility of the field sales representative to inspect any defective merchandise and make suggestions and recommendations as to the proper disposition. Field personnel cannot obligate or bind the company by definite agreement, without final authorization by a company officer. Company will not accept automatic charge backs which do not have prior authorization. All defects must be called to the company's attention upon arrival at the customer's "ship to" destination. To initiate any type of claim or request for parts, it is imperative to have the model number or fabric number, which may be located on the tag attached to the frame of the unit. Authorization for return to the company via a return goods authorization. Company will not issue credit allowances for any repairs without company's prior consent. Under no circumstances shall the company accept COD (cash on delivery) returns, and any such shipment will be refused.

Security Agreement

The Company may require and customer shall grant a security interest in goods sold pursuant to any credit the company may extend to the customer.

Governing Law

All disputes between the parties, whether or not arising out of these terms and conditions, will be governed by the laws of the state of Indiana. Customer agrees to submit to the jurisdiction of and agrees all lawsuits relating to any disputes between the customer and the company will be brought only in a state court located in Dubois County, Indiana or the United States District Court for the Southern District of Indiana. The customer hereby waives the right to a trial by jury in any action, proceeding, claim, or counterclaim whether in contract or tort, at law or in equity, arising out of or relating in any way to these terms and conditions and all other disputes between the parties.

Mitigation

If the company repossesses the goods prior to payment by the customer of all amounts due hereunder, the company may sell the goods, as is, where is, free and clear of all rights of the customer at either public or private sales, and apply the net proceeds (after deducting expenses of repossession and sale) to the obligation of customer hereunder. The customer may dispose of the goods in any commercially reasonable place and manner and the customer waives any notice of time, place and manner of sale.

Integration

This order for goods, including these terms and conditions, along with any credit application, invoice, statement, dealer contract, acknowledgment, bill of lading (and any exhibits, addenda or amendments thereto) of which this order may be a part, constitutes the sole and complete agreement between the company and the customer with respect to the purchase of the goods.

Dimensions/Specifications/Finishes

All dimensions are approximate and may vary due to the upholstery technique of each craftsman. If exact dimensions are required, it is necessary for the customer to state such specifications with the order. Detailed specifications sheets are available for each series of goods, and customer should consult the company's customer service department for these specification sheets. Company reserves the right to make changes in dimensions, style, or specifications if company believes these changes will improve the goods' quality or appearance. Company reserves the right to substitute hardwoods due to availability at production. Due to the natural characteristics of wood, environmental effects, and material upgrades, the company cannot guarantee exact finish matches on existing goods previously ordered from company. If an exact match to customer's existing goods is required, it must be specified so that the proper procedures can be followed to ensure an acceptable finish. Company will accept no liability for the finish if this procedure isn't followed. Company reserves the right to make changes in a finish formula if company believes the change will improve the quality or appearance of company's goods.

Company's Performance of Its Obligation

The production and delivery of the goods to the extent delayed or hindered or prevented from the performance by reason of natural disasters, acts of god, strikes, lockouts, labor troubles, inability to procure materials, casualties, failure of power, restrictive governmental laws or regulations, riots, insurrections, acts of terrorism, war or other reason of a like nature not the fault of the company shall excuse for the period of the delay the company's performance and the period for the performance shall be extended for a period equivalent to the period of such delay.

GSA Terms and Conditions

Security Agreement

The Company may require and customer shall grant a security interest in goods sold pursuant to any credit the company may extend to the customer.

Governing Law

All disputes between the parties, whether or not arising out of these terms and conditions, will be governed by the laws of the state of Indiana. Customer agrees to submit to the jurisdiction of and agrees all lawsuits relating to any disputes between the customer and the company will be brought only in a state court located in Dubois County, Indiana or the United States District Court for the Southern District of Indiana. The customer hereby waives the right to a trial by jury in any action, proceeding, claim, or counterclaim whether in contract or tort, at law or in equity, arising out of or relating in any way to these terms and conditions and all other disputes between the parties.

Mitigation

If the company repossesses the goods prior to payment by the customer of all amounts due hereunder, the company may sell the goods, as is, where is, free and clear of all rights of the customer at either public or private sales, and apply the net proceeds (after deducting expenses of repossession and sale) to the obligation of customer hereunder. The customer may dispose of the goods in any commercially reasonable place and manner and the customer waives any notice of time, place and manner of sale.

Integration

This order for goods, including these terms and conditions, along with any credit application, invoice, statement, dealer contract, acknowledgment, bill of lading (and any exhibits, addenda or amendments thereto) of which this order may be a part, constitutes the sole and complete agreement between the company and the customer with respect to the purchase of the goods.

Dimensions/Specifications/Finishes

All dimensions are approximate and may vary due to the upholstery technique of each craftsman. If exact dimensions are required, it is necessary for the customer to state such specifications with the order. Detailed specifications sheets are available for each series of goods, and customer should consult the company's customer service department for these specification sheets. Company reserves the right to make changes in dimensions, style, or specifications if company believes these changes will improve the goods' quality or appearance. Company reserves the right to substitute hardwoods due to availability at production. Due to the natural characteristics of wood, environmental effects, and material upgrades, the company cannot guarantee exact finish matches on existing goods previously ordered from company. If an exact match to customer's existing goods is required, it must be specified so that the proper procedures can be followed to ensure an acceptable finish. Company will accept no liability for the finish if this procedure isn't followed. Company reserves the right to make changes in a finish formula if company believes the change will improve the quality or appearance of company's goods.

Company's Performance of Its Obligation

The production and delivery of the goods to the extent delayed or hindered or prevented from the performance by reason of natural disasters, acts of god, strikes, lockouts, labor troubles, inability to procure materials, casualties, failure of power, restrictive governmental laws or regulations, riots, insurrections, acts of terrorism, war or other reason of a like nature not the fault of the company shall excuse for the period of the delay the company's performance and the period for the performance shall be extended for a period equivalent to the period of such delay.

Addison Order Check List:



ADDISON

Specify:

- 1. Model Number
- 2. Wood Species - Red Oak (RO) or Maple (M)
- 3. Wood Finish/Color
- 4. Fabric Selection - vendor, pattern and color
- 5. Optional FRONT LEG casters - add \$57 list; specify seat height
NOT AVAILABLE on BARSTOOLS
- 6. Optional Rubber Cushion Nylon Glides - no upcharge

Example:

353C (model #)	RO (wood species)	HEN (finish)	MOMENTUM (fabric vendor)	VOX (pattern name)	MYSTIC (pattern color)
--------------------------	-----------------------------	------------------------	------------------------------------	------------------------------	----------------------------------

1. Model Number

2. Wood Species - Red Oak (RO) or Maple (M)

3. Wood Base/Color Options:

Red Oak

BRW Brownie	ECU Ecru
CAN Canyon	HEN Henna
CIT Citron	HNY Honey
DES Desert	NUT Nut Brown

Maple

CAG Aged Ash Coordinate	CGR Graphite Coordinate
ALM Ale Medium	HRV Harvest
AUB Auburn	CHL High Line Coordinate
BRL Barley	CKC Khaki Coordinate
CBE Blonde Echo Coordinate	LGC Legacy
BBM Bourbon Medium	MCH Mocha
CBZ Brazilwood Coordinate	NTO Night Owl
BRM Brighton Medium	COA Oatmeal Cookie Coordinate
BUT Butterscotch	CPI Pinnacle Walnut Coordinate
CIN Cinnamon	PRL Praline
CLA Classic	SAF Saffron
CCF Coffee Coordinate	SIE Sienna
CLL Collectors	CST Studio Teak Coordinate
CCR Cremello Coordinate	TOF Toffee
EAR Earthy	TRF Truffle
ESP Espresso	VEN Venetian
FLX Flax	CVI Vintage Coordinate
CFL Florence Walnut Coordinate	CWH Walnut Heights Coordinate
CFO Fossil Coordinate	CWE Weathered Ash Coordinate

Color - Add \$38 list per item

BKD Backdrop	GRV Greek Villa
BFX Black Fox	GLF Gulf Stream
BWH Bright White	HTB Heartthrob
CGP Cargo Pants	NET Network Gray
CHT Chatroom	NWH Nonchalant White
DSY Daisy	PAR Paradise
DRG Daring	QXP Quixotic Plum
DYN Dynamo	RBZ Relic Bronze
ENG Enigma	SND Sandbank
FRR French Roast	STM Storm
GBY Georgian Bay	TRC Tricorn Black

4. Fabric Selection - Please supply the following:

- Fabric vendor
- Pattern name
- Pattern color

[For a complete list of JSI Graded-In Fabric click here](#)

All COM orders must include the following:

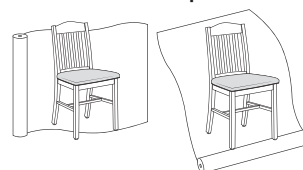
- Vendor's name, pattern name and color
- Sample of the fabric attached to order
- Model numbers of items for fabric application
- Special application instructions (e.g., all stripes will be applied front to back unless specified otherwise)
- Customer and purchase order number

Ship prepaid COM

material to:
 JSI
 Attn: COM Department
 201 East Martin Street
 Receiving B, Dock 71
 Orleans, IN 47452

Application of fabric:

Railroaded Up the Roll



All COM orders will ship at standard lead time from receipt of COM except for orders requiring special custom matched finishes.

Description

1 Model

Specifications

List Price Per Grade

Armless



353A
all wood



353C
uph. seat

353A All Wood
353C Uph. Seat
 · optional front leg casters available - add \$57 list for set of 2 casters
 · coordinating Children's collection

Dimensions	D	W	H
Overall	20 1/2	18	34 1/2
Seat	15 1/2	18	18 1/2
Upholstery		Shipping	
COM Ydg	3/4	Ctn Wt	20
COL Sq Ft	9	Cu Ft	9

All Wood	\$350
COM	\$398
A	\$415
B	\$429
COL/C	\$457
D	\$492
E	\$527
F	\$566
G	\$620
H	\$676
I	\$763
J	\$872
L1	\$629
L2	\$686

Barstool



358A
all wood



358C
uph. seat

358A All Wood
358C Uph. Seat
 · casters not available
 · standard with brass scuff plate, also available in polished aluminum or matte black

Dimensions	D	W	H
Overall	20 3/8	18	46 3/4
Seat	15 1/2	18	30
Upholstery		Shipping	
COM Ydg	3/4	Ctn Wt	25
COL Sq Ft	9	Cu Ft	13

All Wood	\$424
COM	\$471
A	\$486
B	\$504
COL/C	\$530
D	\$566
E	\$601
F	\$639
G	\$695
H	\$750
I	\$837
J	\$945
L1	\$703
L2	\$760

To Order, Specify:

- 1 Model Number
- 2 Wood Species - Red Oak (RO) or Maple (M)
- 3 Wood Finish/Color
- 4 Fabric Selection - vendor, pattern and color
- 5 Optional FRONT LEG Casters - add \$57 list; specify seat height. **NOT AVAILABLE on BARSTOOLS**
- 6 Optional Rubber Cushion Nylon Glides - no upcharge

3 Wood Finish/Color Options:

Red Oak

BRW	Brownie	ECU	Ecru
CAN	Canyon	HEN	Henna
CIT	Citron	HNY	Honey
DES	Desert	NUT	Nut Brown

Maple

CAG	Aged Ash Coordinate	CGR	Graphite Coordinate
ALM	Ale Medium	HRV	Harvest
AUB	Auburn	CHL	High Line Coordinate
BRL	Barley	CKC	Khaki Coordinate
CBE	Blonde Echo Coordinate	LGC	Legacy
BBM	Bourbon Medium	MCH	Mocha
CBZ	Brazilwood Coordinate	NTO	Night Owl
BRM	Brighton Medium	COA	Oatmeal Cook Coordinate
BUT	Butterscotch	CPI	Pinnacle Walnut Coordinate
CIN	Cinnamon	PRL	Praline
CLA	Classic	SAF	Saffron
CCF	Coffee Coordinate	SIE	Sienna
CLL	Collectors	CST	Studio Teak Coordinate
CCR	Cremello Coordinate	TOF	Toffee
EAR	Earthy	TRF	Truffle
ESP	Espresso	VEN	Venetian
FLX	Flax	CVI	Vintage Coordinate
CFL	Florence Walnut Coordinate	CWH	Walnut Heights Coordinate
CFO	Fossil Coordinate	CWE	Weathered Ash Coordinate

Color - Add \$38 list per item:

BKD	Backdrop	GRV	Greek Villa
BFX	Black Fox	GLF	Gulf Stream
BWH	Bright White	HTB	Heartthrob
CGP	Cargo Pants	NET	Network Gray
CHT	Chatroom	NWH	Nonchalant White
DSY	Daisy	PAR	Paradise
DRG	Daring	QXP	Quixotic Plum
DYN	Dynamo	RBZ	Relic Bronze
ENG	Enigma	SND	Sandbank
FRR	French Roast	STM	Storm
GBY	Georgian Bay	TRC	Tricorn Black

- 4 See a selection of graded in fabric manufacturers and patterns on pages 20-28 Contact Customer Service for additional fabric options.

Specifications

- Wood species - Red Oak or Maple.
- Seat is upholstered with 1 1/2" polyurethane foam and synthetic sheet webbing for added comfort.
- Mortise and tenon construction with corner blocks, glue and screws.
- Standard with rubber cushion metal glides.

Addison Children's Order Check List:



ADDISON

Specify:

- 1. Model Number
- 2. Wood Species - Red Oak (RO) or Maple (M)
- 3. Wood Finish/Color
- 4. Fabric Selection - vendor, pattern and color
- 5. Optional Rubber Cushion Nylon Glides - no upcharge

Example:

356C <small>(model #)</small>	RO <small>(wood species)</small>	HEN <small>(finish)</small>	MOMENTUM <small>(fabric vendor)</small>	VOX <small>(pattern name)</small>	MYSTIC <small>(pattern color)</small>
----------------------------------	-------------------------------------	--------------------------------	--	--------------------------------------	--

1. Model Number

2. Wood Species - Red Oak (RO) or Maple (M)

3. Wood Base/Color Options:

Red Oak

BRW Brownie	ECU Ecru
CAN Canyon	HEN Henna
CIT Citron	HNY Honey
DES Desert	NUT Nut Brown

Maple

CAG Aged Ash Coordinate	CGR Graphite Coordinate
ALM Ale Medium	HRV Harvest
AUB Auburn	CHL High Line Coordinate
BRL Barley	CKC Khaki Coordinate
CBE Blonde Echo Coordinate	LGC Legacy
BBM Bourbon Medium	MCH Mocha
CBZ Brazilwood Coordinate	NTO Night Owl
BRM Brighton Medium	COA Oatmeal Cookie Coordinate
BUT Butterscotch	CPI Pinnacle Walnut Coordinate
CIN Cinnamon	PRL Praline
CLA Classic	SAF Saffron
CCF Coffee Coordinate	SIE Sienna
CLL Collectors	CST Studio Teak Coordinate
CCR Cremello Coordinate	TOF Toffee
EAR Earthy	TRF Truffle
ESP Espresso	VEN Venetian
FLX Flax	CVI Vintage Coordinate
CFL Florence Walnut Coordinate	CWH Walnut Heights Coordinate
CFO Fossil Coordinate	CWE Weathered Ash Coordinate

Color - Add \$38 list per item

BKD Backdrop	GRV Greek Villa
BFX Black Fox	GLF Gulf Stream
BWH Bright White	HTB Heartthrob
CGP Cargo Pants	NET Network Gray
CHT Chatroom	NWH Nonchalant White
DSY Daisy	PAR Paradise
DRG Daring	QXP Quixotic Plum
DYN Dynamo	RBZ Relic Bronze
ENG Enigma	SND Sandbank
FRR French Roast	STM Storm
GBY Georgian Bay	TRC Tricorn Black

4. Fabric Selection - Please supply the following:

- Vendor name
- Pattern name
- Pattern color

[For a complete list of JSI Graded-In Fabric click here](#)


All COM orders must include the following:

- Vendor's name, pattern name and color
- Sample of the fabric attached to order
- Model numbers of items for fabric application
- Special application instructions (e.g., all stripes will be applied front to back unless specified otherwise)
- Customer and purchase order number



Ship prepaid COM material to:

Application of fabric:
Railroaded Up the Roll

JSI
Attn: COM Department
201 East Martin Street
Receiving B, Docks 71-73
Orleans, IN 47452



All C.O.M. orders will ship at standard lead time from receipt of C.O.M. except for orders requiring special custom matched finishes.

Description	Model	Specifications				List Price Per Grade	
		Dimensions	D	W	H	All Wood	COM
Armless  356A all wood	356A All Wood 356C Uph. Seat  356C uph. seat	Overall	15	15	29	\$344	\$421
		Seat	13	15	16		
		Upholstery	Shipping				
		COM Ydg	¾	Ctn Wt	13	COL/C	\$479
		COL Sq Ft	9	Cu Ft	6	D	\$515
						E	\$551
						F	\$588
						G	\$642
						H	\$699
						I	\$786
						J	\$893
						L1	\$652
						L2	\$707

ADDISON

To Order, Specify:

- 1 Model Number
- 2 Wood Species - Red Oak (RO) or Maple (M)
- 3 Wood Finish/Color
- 4 Fabric Selection - vendor, pattern and color
- 5 Optional Rubber Cushion Nylon Glides - no upcharge

3 Wood Finish/Color Options:

Red Oak

BRW Brownie	ECU Ecu
CAN Canyon	HEN Henna
CIT Citron	HNY Honey
DES Desert	NUT Nut Brown

Maple

CAG Aged Ash Coordinate	CGR Graphite Coordinate
ALM Ale Medium	HRV Harvest
AUB Auburn	CHL High Line Coordinate
BRL Barley	CKC Khaki Coordinate
CBE Blonde Echo Coordinate	LGC Legacy
BBM Bourbon Medium	MCH Mocha
CBZ Brazilwood Coordinate	NTO Night Owl
BRM Brighton Medium	COA Oatmeal Cook Coordinate
BUT Butterscotch	CPI Pinnacle Walnut Coordinate
CIN Cinnamon	PRL Praline
CLA Classic	SAF Saffron
CCF Coffee Coordinate	SIE Sienna
CLL Collectors	CST Studio Teak Coordinate
CCR Cremello Coordinate	TOF Toffee
EAR Earthy	TRF Truffle
ESP Espresso	VEN Venetian
FLX Flax	CVI Vintage Coordinate
CFL Florence Walnut Coordinate	CWH Walnut Heights Coordinate
CFO Fossil Coordinate	CWE Weathered Ash Coordinate

Color - Add \$38 list per item:

BKD Backdrop	GRV Greek Villa
BFX Black Fox	GLF Gulf Stream
BWH Bright White	HTB Heartthrob
CGP Cargo Pants	NET Network Gray
CHT Chatroom	NWH Nonchalant White
DSY Daisy	PAR Paradise
DRG Daring	QXP Quixotic Plum
DYN Dynamo	RBZ Relic Bronze
ENG Enigma	SND Sandbank
FRR French Roast	STM Storm
GBY Georgian Bay	TRC Tricorn Black

- 4 See a selection of graded in fabric manufacturers and patterns on pages 20-28 Contact Customer Service for additional fabric options.

Specifications

- Wood species - Red Oak or Maple.
- Seat is upholstered with 1 ½" polyurethane foam and synthetic sheet webbing for added comfort.
- Mortise and tenon construction with corner blocks, glue and screws.
- Standard with rubber cushion metal glides.

Alden Order Check List:



ALDEN

Specify:

- 1. Model Number
- 2. Wood Species - Beech (B)
- 3. Wood Seat Finish/Color
- 4. Metal Frame Tier/Color:
 - A. Tier 1 - no upcharge
 - B. Tier 2 - add \$42 list
 - C. Tier 3 - add \$83 list
 - D. Tier 4 - add \$125 list
- 5. Fabric Selection - vendor, pattern and color
- 6. Optional Clear Leg Protectors - add \$22 list per chair for set of 4

Example:

253C | B | AUB | MBK | MOMENTUM | VOX | MYSTIC
 (model #) | (wood species) | (finish) | (metal frame) | (fabric vendor) | (pattern name) | (pattern color)

1. Model Number

2. Wood Species - Beech (B)

3. Wood Seat Finish /Color Options:

CAG Aged Ash Coordinate	CGR Graphite Coordinate
ALM Ale Medium	HRV Harvest
AUB Auburn	HEN Henna
BRL Barley	CHL High Line Coordinate
CBE Blonde Echo Coordinate	HNY Honey
BBM Bourbon Medium	CKC Khaki Coordinate
CBZ Brazilwood Coordinate	HNY Honey
BRM Brighton Medium	LGC Legacy
BRW Brownie	MCH Mocha
BUT Butterscotch	NTO Night Owl
CAN Canyon	NUT Nut Brown
CIN Cinnamon	COA Oatmeal Cookie Coordinate
CIT Citron	CPI Pinnacle Walnut Coordinate
CLA Classic	PRL Praline
CCF Coffee Coordinate	PRL Praline
CLL Collectors	SAF Saffron
CCR Cremello Coordinate	SIE Sienna
DES Desert	CST Studio Teak Coordinate
EAR Earthy	TOF Toffee
ECU Ecu	TRF Truffle
ESP Espresso	VEN Venetian
FLX Flax	CVI Vintage Coordinate
CFL Florence Walnut Coordinate	CWH Walnut Heights Coordinate
CFO Fossil Coordinate	CWE Weathered Ash Coordinate

Color - Add \$38 list per item

BKD Backdrop	GRV Greek Villa
BFX Black Fox	GLF Gulf Stream
BWH Bright White	HTB Heartthrob
CGP Cargo Pants	NET Network Gray
CHT Chatroom	NWH Nonchalant White
DSY Daisy	PAR Paradise
DRG Daring	QXP Quixotic Plum
DYN Dynamo	RBZ Relic Bronze
ENG Enigma	SND Sandbank
FRR French Roast	STM Storm
GBY Georgian Bay	TRC Tricorn Black

4. Metal Frame Tier/Color:

Tier 1:

MBK Matte Black

Tier 2: add \$42 list

ASL Arctic Silver	BWH Bright White
PEW Pewter	SNK Soft Nickel

Tier 3: add \$83 list

CAR Carmine Red (RAL3002)	SPB Sapphire Blue (RAL4007)
LGR Leaf Green (RAL6002)	TBL Traffic Blue (RAL5017)
PPV Purple Violet (RAL4007)	ZYL Zinc Yellow (RAL1018)
SIG Signal Orange (RAL2010)	

Tier 4: add \$125 list

BRD Beige Red (RAL3012)	SGR Signal Green (RAL6032)
COP Copper Brown (RAL8004)	SGY Silk Grey (RAL7044)
HYL Honey Yellow (RAL1005)	SKY Sky Blue(RAL5015)
MTQ Mint Turquoise (RAL6033)	TQP Turquoise Pastel (RAL6034)
OGR Olive Green (RAL6003)	TRD Traffic Red (RAL3020)
QZG Quartz Grey (RAL7039)	MHB Mahogany Brown (RAL8016)
SAL Salmon Orange (RAL2012)	

5. Fabric Selection - Please supply the following:

- Fabric vendor
- Pattern name
- Pattern color

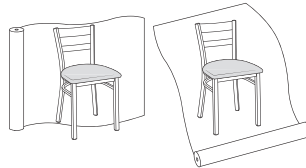
[For a complete list of JSI Graded-In Fabric click here](#)

All COM orders must include the following:

- Vendor's name, pattern name and color
- Sample of the fabric attached to order
- Model numbers of items for fabric application
- Special application instructions (e.g., all stripes will be applied front to back unless specified otherwise)
- Customer and purchase order number


Ship prepaid COM material to:
 JSI
 Attn: COM Department
 201 East Martin Street
 Receiving B, Dock 71
 Orleans, IN 47452

Application of fabric:
 Railroaded Up the Roll




All COM orders will ship at standard lead time from receipt of COM except for orders requiring special custom matched finishes.

Description	① Model	Specifications	List Price Per Grade												
Armless	253A Wood Seat 253C Uph. Seat · two horizontal back slats	<table border="1"> <thead> <tr> <th>Dimensions</th> <th>D</th> <th>W</th> <th>H</th> </tr> </thead> <tbody> <tr> <td>Overall</td> <td>18 ½</td> <td>16 ½</td> <td>31 ½</td> </tr> <tr> <td>Seat</td> <td>15 ½</td> <td>17</td> <td>18 ½</td> </tr> </tbody> </table>	Dimensions	D	W	H	Overall	18 ½	16 ½	31 ½	Seat	15 ½	17	18 ½	Wood Seat \$395 COM \$411 A \$426 B \$444 COL/C \$475 D \$515 E \$554 F \$618 G \$684 H \$755 I \$866 J \$1,001 L1 \$698 L2 \$769
		Dimensions	D	W	H										
Overall	18 ½	16 ½	31 ½												
Seat	15 ½	17	18 ½												
<table border="1"> <thead> <tr> <th>Upholstery</th> <th colspan="3">Shipping</th> </tr> </thead> <tbody> <tr> <td>COM Ydg</td> <td>¾</td> <td>Ctn Wt</td> <td>21</td> </tr> <tr> <td>COL Sq Ft</td> <td>9</td> <td>Cu Ft</td> <td>9</td> </tr> </tbody> </table>	Upholstery	Shipping			COM Ydg	¾	Ctn Wt	21	COL Sq Ft	9	Cu Ft	9			
Upholstery	Shipping														
COM Ydg	¾	Ctn Wt	21												
COL Sq Ft	9	Cu Ft	9												



253A wood seat 253C uph. seat

Description	① Model	Specifications	List Price Per Grade												
Barstool	258A Wood Seat 258C Uph. Seat · two horizontal back slats	<table border="1"> <thead> <tr> <th>Dimensions</th> <th>D</th> <th>W</th> <th>H</th> </tr> </thead> <tbody> <tr> <td>Overall</td> <td>17 ½</td> <td>17</td> <td>41 ½</td> </tr> <tr> <td>Seat</td> <td>15 ½</td> <td>17</td> <td>30</td> </tr> </tbody> </table>	Dimensions	D	W	H	Overall	17 ½	17	41 ½	Seat	15 ½	17	30	Wood Seat \$481 COM \$492 A \$509 B \$526 COL/C \$558 D \$598 E \$637 F \$700 G \$765 H \$837 I \$950 J \$1,081 L1 \$781 L2 \$851
		Dimensions	D	W	H										
Overall	17 ½	17	41 ½												
Seat	15 ½	17	30												
<table border="1"> <thead> <tr> <th>Upholstery</th> <th colspan="3">Shipping</th> </tr> </thead> <tbody> <tr> <td>COM Ydg</td> <td>¾</td> <td>Ctn Wt</td> <td>28</td> </tr> <tr> <td>COL Sq Ft</td> <td>9</td> <td>Cu Ft</td> <td>13</td> </tr> </tbody> </table>	Upholstery	Shipping			COM Ydg	¾	Ctn Wt	28	COL Sq Ft	9	Cu Ft	13			
Upholstery	Shipping														
COM Ydg	¾	Ctn Wt	28												
COL Sq Ft	9	Cu Ft	13												



258A wood seat 258C uph. seat

Description	① Model	Specifications	List Price Per Grade												
Swivel Barstool	259A Wood Seat 259C Uph. Seat · two horizontal back slats · 360° swivel · optional self-centering swivel plate - no upcharge, please specify when ordering	<table border="1"> <thead> <tr> <th>Dimensions</th> <th>D</th> <th>W</th> <th>H</th> </tr> </thead> <tbody> <tr> <td>Overall</td> <td>20</td> <td>18</td> <td>44</td> </tr> <tr> <td>Seat</td> <td>16</td> <td>17</td> <td>30</td> </tr> </tbody> </table>	Dimensions	D	W	H	Overall	20	18	44	Seat	16	17	30	Wood Seat \$587 COM \$594 A \$612 B \$629 COL/C \$661 D \$701 E \$741 F \$803 G \$871 H \$941 I \$1,052 J \$1,186 L1 \$882 L2 \$955
		Dimensions	D	W	H										
Overall	20	18	44												
Seat	16	17	30												
<table border="1"> <thead> <tr> <th>Upholstery</th> <th colspan="3">Shipping</th> </tr> </thead> <tbody> <tr> <td>COM Ydg</td> <td>¾</td> <td>Ctn Wt</td> <td>31</td> </tr> <tr> <td>COL Sq Ft</td> <td>9</td> <td>Cu Ft</td> <td>13</td> </tr> </tbody> </table>	Upholstery	Shipping			COM Ydg	¾	Ctn Wt	31	COL Sq Ft	9	Cu Ft	13			
Upholstery	Shipping														
COM Ydg	¾	Ctn Wt	31												
COL Sq Ft	9	Cu Ft	13												



259A wood seat 259C uph. seat

Description	1 Model	Specifications			List Price Per Grade	
Armless	263A Wood Seat 263C Uph. Seat · four horizontal back slats	Dimensions	D	W	H	Wood Seat \$374
		Overall	18	16½	31½	COM \$387
		Seat	15¾	16½	18½	A \$400
		Upholstery	Shipping			B \$420
		COM Ydg	¾	Ctn Wt	21	COL/C \$450
		COL Sq Ft	9	Cu Ft	9	D \$491
						E \$530
						F \$593
						G \$659
						H \$730
						I \$840
						J \$975
						L1 \$673
						L2 \$745



263A
wood seat



263C
uph. seat

Description	1 Model	Specifications			List Price Per Grade	
Armless	264A Wood Seat 264C Uph. Seat · five horizontal back slats	Dimensions	D	W	H	Wood Seat \$406
		Overall	20½	17	36½	COM \$420
		Seat	16	17	18½	A \$433
		Upholstery	Shipping			B \$453
		COM Ydg	¾	Ctn Wt	28	COL/C \$484
		COL Sq Ft	9	Cu Ft	13	D \$524
						E \$565
						F \$625
						G \$695
						H \$763
						I \$875
						J \$1,008
						L1 \$705
						L2 \$778



264A
wood seat



264C
uph. seat

To Order, Specify:

- 1 Model Number
- 2 Wood Species - Beech (B)
- 3 Wood Seat Finish/Color
- 4 Metal Frame Color
- 5 Fabric Selection - vendor, pattern and color
- 6 Optional Clear Leg Protectors - add \$22 list per chair for set of 4

3 Wood Finish/Color Options:

Maple	
CAG Aged Ash Coordinate	CFO Fossil Coordinate
ALM Ale Medium	CGR Graphite Coordinate
AUB Auburn	HRV Harvest
BRL Barley	HEN Henna
CBE Blonde Echo Coordinate	CHL High Line Coordinate
BBM Bourbon Medium	HNY Honey
CBZ Brazilwood Coordinate	CKC Khaki Coordinate
BRW Brownie	LGC Legacy
BRM Brighton Medium	MCH Mocha
BUT Butterscotch	NTO Night Owl
CAN Canyon	NUT Nut Brown
CIN Cinnamon	COA Oatmeal Cook Coordinate
CIT Citron	CPI Pinnacle Walnut Coordinate
CLA Classic	PRL Praline
CCF Coffee Coordinate	SAF Saffron
CLL Collectors	SIE Sienna
CCR Cremello Coordinate	CST Studio Teak Coordinate
DES Desert	TOF Toffee
EAR Earthy	TRF Truffle
ECU Ecu	VEN Venetian
ESP Espresso	CVI Vintage Coordinate
FLX Flax	CWH Walnut Heights Coordinate
CFL Florence Walnut Coordinate	CWE Weathered Ash Coordinate

Color - Add \$38 list per item:

BKD Backdrop	GRV Greek Villa
BFX Black Fox	GLF Gulf Stream
BWH Bright White	HTB Heartthrob
CGP Cargo Pants	NET Network Gray
CHT Chatroom	NWH Nonchalant White
DSY Daisy	PAR Paradise
DRG Daring	QXP Quixotic Plum
DYN Dynamo	RBZ Relic Bronze
ENG Enigma	SND Sandbank
FRR French Roast	STM Storm
GBY Georgian Bay	TRC Tricorn Black

4 Metal Frame Tier/Color:

Tier 1:	Tier 2: Add \$42 list
MBK Matte Black	ASL Arctic Silver
	BWH Bright White
	PEW Pewter
	SNK Soft Nickel
Tier 3: Add \$83 list	Tier 4: Add \$125 list
CAR Carmine Red	BRD Beige Red
LGR Leaf Green	COP Copper Brown
PPB Purple Violet	HYL Honey Yellow
SIG Signal Orange	MTQ Mint Turquoise
SPB Sapphire Blue	OGR Olive Green
TBL Traffic Blue	
ZYL Zinc Yellow	
	SGR Signal Green
	SGY Silk Grey
	TQP Turquoise Pastel
	TRD Traffic Red
	MHB Mahogany Brown
	QZG Quartz Grey
	SAL Salmon Orange

- 5 See a selection of graded in fabric manufacturers and patterns on pages 20-28 Contact Customer Service for additional fabric options.

Specifications

- Wood species - Beech.
- 18 gauge metal frame.
- Seat is upholstered with 1 ½" polyurethane foam and synthetic sheet webbing for added comfort.
- Standard with 1 ¼" clear K-resin rocker glides.
- Legs 1 ¼" square tube.
- Stretcher rim and seat rim ¾" square tube.

Description

1 Model

Specifications


List Price Per Grade

Barstool

268A Wood Seat
268C Uph. Seat
 · four horizontal back slats

Dimensions	D	W	H
Overall	18	17	41 1/2
Seat	15 1/2	17	30
Upholstery		Shipping	
COM Ydg	3/4	Ctn Wt	28
COL Sq Ft	9	Cu Ft	13

Wood Seat	\$478
COM	\$489
A	\$505
B	\$523
COL/C	\$554
D	\$594
E	\$633
F	\$697
G	\$762
H	\$833
I	\$945
J	\$1,077
L1	\$777
L2	\$848



268A
wood seat

268C
uph. seat

Swivel Barstool

269A Wood Seat
269C Uph. Seat
 · four horizontal back slats
 · 360° swivel
 · optional self-centering swivel plate - no upcharge, please specify when ordering

Dimensions	D	W	H
Overall	20	18	44
Seat	16	17	30
Upholstery		Shipping	
COM Ydg	3/4	Ctn Wt	31
COL Sq Ft	9	Cu Ft	13

Wood Seat	\$548
COM	\$555
A	\$574
B	\$592
COL/C	\$622
D	\$662
E	\$702
F	\$763
G	\$831
H	\$903
I	\$1,014
J	\$1,146
L1	\$846
L2	\$916



269A
wood seat

269C
uph. seat

To Order, Specify:

- 1 Model Number
- 2 Wood Species - Beech (B)
- 3 Wood Seat Finish/Color
- 4 Metal Frame Color
- 5 Fabric Selection - vendor, pattern and color
- 6 Optional Clear Leg Protectors - add \$22 list per chair for set of 4

Color - Add \$38 list per item

BKD Backdrop	GRV Greek Villa
BFX Black Fox	GLF Gulf Stream
BWH Bright White	HTB Heartthrob
CGP Cargo Pants	NET Network Gray
CHT Chatroom	NWH Nonchalant White
DSY Daisy	PAR Paradise
DRG Daring	QXP Quixotic Plum
DYN Dynamo	RBZ Relic Bronze
ENG Enigma	SND Sandbank
FRR French Roast	STM Storm
GBY Georgian Bay	TRC Tricorn Black

Specifications

- Wood species - Beech.
- 18 gauge metal frame.
- Seat is upholstered with 1 1/2" polyurethane foam and synthetic sheet webbing for added comfort.
- Standard with 1 1/4" clear K-resin rocker glides.
- Legs 1 1/4" square tube.
- Stretcher rim and seat rim 3/4" square tube.

3 Wood Finish/Color Options:

Maple	
CAG Aged Ash Coordinate	CFO Fossil Coordinate
ALM Ale Medium	CGR Graphite Coordinate
AUB Auburn	HRV Harvest
BRL Barley	HEN Henna
CBE Blonde Echo Coordinate	CHL High Line Coordinate
BBM Bourbon Medium	HNY Honey
CBZ Brazilwood Coordinate	CKC Khaki Coordinate
BRW Brownie	LGC Legacy
BRM Brighton Medium	MCH Mocha
BUT Butterscotch	NTO Night Owl
CAN Canyon	NUT Nut Brown
CIN Cinnamon	COA Oatmeal Cook Coordinate
CIT Citron	CPI Pinnacle Walnut Coordinate
CLA Classic	PRL Praline
CCF Coffee Coordinate	SAF Saffron
CLL Collectors	SIE Sienna
CCR Cremello Coordinate	CST Studio Teak Coordinate
DES Desert	TOF Toffee
EAR Earthy	TRF Truffle
ECU Ecu	VEN Venetian
ESP Espresso	CVI Vintage Coordinate
FLX Flax	CWH Walnut Heights Coordinate
CFL Florence Walnut Coordinate	CWE Weathered Ash Coordinate

4 Metal Frame Tier/Color:

Tier 1:	Tier 2: Add \$42 list	
MBK Matte Black	ASL Arctic Silver	
	BWH Bright White	
	PEW Pewter	
	SNK Soft Nickel	
Tier 3: Add \$83 list	Tier 4: Add \$125 list	
CAR Carmine Red	BRD Beige Red	SGR Signal Green
LGR Leaf Green	COP Copper Brown	SGY Silk Grey
PPB Purple Violet	HYL Honey Yellow	TQP Turquoise Pastel
SIG Signal Orange	MTQ Mint Turquoise	TRD Traffic Red
SPB Sapphire Blue	OGR Olive Green	MHB Mahogany Brown
TBL Traffic Blue		QZG Quartz Grey
ZYL Zinc Yellow		SAL Salmon Orange

- 5 See a selection of graded in fabric manufacturers and patterns on pages 20-28 Contact Customer Service for additional fabric options.

Americana Order Check List:



Specify:

- 1. Model Number
- 2. Wood Species - Red Oak (RO) or Maple (M)
- 3. Wood Finish/Color
- 4. Upholstered seat style - horseshoe style available; add \$22 list per chair/barstool; add \$28 list per bench
- 5. Fabric Selection - vendor, pattern and color
- 6. Optional FRONT LEG casters - add \$57 list; specify seat height NOT AVAILABLE on BARSTOOLS
- 7. Optional Trim Nails; add \$107 list per chair/barstool; add \$136 list per bench. Standard trim nail color is Antique Brass. Optional Black trim nails available.
- 8. Optional 1 3/4" Circle Back Cut Out - add \$17 list per chair (select models)
- 9. Optional Rubber Cushion Nylon Glides - no upcharge

Example:

301C | RO | HEN | MOMENTUM | VOX | MYSTIC
 (model #) | (wood species) | (finish) | (fabric vendor) | (pattern name) | (pattern color)

1. Model Number

2. Wood Species - Red Oak (RO) or Maple (M)

3. Wood Base/Color Options:

Red Oak

BRW	Brownie	ECU	Ecru
CAN	Canyon	HEN	Henna
CIT	Citron	HNY	Honey
DES	Desert	NUT	Nut Brown

Maple

CAG	Aged Ash Coordinate	CGR	Graphite Coordinate
ALM	Ale Medium	HRV	Harvest
AUB	Auburn	CHL	High Line Coordinate
BRL	Barley	CKC	Khaki Coordinate
CBE	Blonde Echo Coordinate	LGC	Legacy
BBM	Bourbon Medium	MCH	Mocha
CBZ	Brazilwood Coordinate	NTO	Night Owl
BRM	Brighton Medium	COA	Oatmeal Cookie Coordinate
BUT	Butterscotch	CPI	Pinnacle Walnut Coordinate
CIN	Cinnamon	PRL	Praline
CLA	Classic	SAF	Saffron
CCF	Coffee Coordinate	SIE	Sienna
CLL	Collectors	CST	Studio Teak Coordinate
CCR	Cremello Coordinate	TOF	Toffee
EAR	Earthy	TRF	Truffle
ESP	Espresso	VEN	Venetian
FLX	Flax	CVI	Vintage Coordinate
CFL	Florence Walnut Coordinate	CWH	Walnut Heights Coordinate
CFO	Fossil Coordinate	CWE	Weathered Ash Coordinate

Color - Add \$38 list per item

BKD	Backdrop	GRV	Greek Villa
BFX	Black Fox	GLF	Gulf Stream
BWH	Bright White	HTB	Heartthrob
CGP	Cargo Pants	NET	Network Gray
CHT	Chatroom	NWH	Nonchalant White
DSY	Daisy	PAR	Paradise
DRG	Daring	QXP	Quixotic Plum
DYN	Dynamo	RBZ	Relic Bronze
ENG	Enigma	SND	Sandbank
FRR	French Roast	STM	Storm
GBY	Georgian Bay	TRC	Tricorn Black

4. Upholstered Seat Style - standard with fully upholstered seat. Optional horseshoe style with welt cord available; add \$22 list per chair/barstool; add \$28 list per bench.

5. Fabric Selection - Please supply the following:

- Fabric vendor
- Pattern name
- Pattern color

[For a complete list of JSI Graded-In Fabric click here](#)

All COM orders must include the following:


- Vendor's name, pattern name and color
- Sample of the fabric attached to order
- Model numbers of items for fabric application
- Special application instructions (e.g., all stripes will be applied front to back unless specified otherwise)
- Customer and purchase order number

Ship prepaid COM material to:

JSI
 Attn: COM Department
 201 East Martin Street
 Receiving B, Dock 71
 Orleans, IN 47452

Application of fabric:

Railroaded Up the Roll



All COM orders will ship at standard lead time from receipt of COM except for orders requiring special custom matched finishes.

7. Optional Trim Nails - add \$107 per chair/barstool; add \$136 list per bench. Standard trim nail color is Antique Brass.

Optional Black trim nails are available. Optional Black trim nails must be specified when ordering.

8. Optional Back Cut Out - 1 3/4" circle; add \$17 list per chair, on select models.



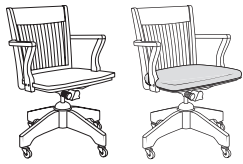
Description

① Model

Specifications

List Price Per Grade

Swivel



300A
all wood

300C
uph. seat



optional jury
base


300A All Wood
300C Uph. Seat

- optional five star base with pneumatic lift - add \$67 list
- dual black casters available, no upcharge - specify when ordering
- optional jury base available, revolves, tilts- add \$176 list
- optional jury base does not include site installation hardware

Dimensions	D	W	H
Overall	21 ½	23 ½	33-35 ¾
Seat	17 ½	19 ½	16 ¼-19
Arm	25 ½-28 ¾		
Upholstery		Shipping	
COM Ydg	¾	Ctn Wt	40
COL Sq Ft	9	Cu Ft	12

All Wood	\$642
COM	\$700
A	\$719
B	\$734
COL/C	\$761
D	\$797
E	\$833
F	\$871
G	\$924
H	\$982
I	\$1,069
J	\$1,177
L1	\$935
L2	\$990

Arm



301A
all wood

301C
uph. seat


301A All Wood
301C Uph. Seat

- optional front leg casters available - add \$57 list for set of 2 casters
- coordinating Children's Collegian collection

Dimensions	D	W	H
Overall	23 ¾	23	34 ½
Seat	17 ¾	19 ¼	18 ¼
Arm	27 ½		
Upholstery		Shipping	
COM Ydg	¾	Ctn Wt	28
COL Sq Ft	9	Cu Ft	12

All Wood	\$506
COM	\$552
A	\$569
B	\$584
COL/C	\$612
D	\$647
E	\$683
F	\$722
G	\$774
H	\$831
I	\$919
J	\$1,027
L1	\$785
L2	\$840

Armless



302A
all wood

302C
uph. seat





optional jury
base



302A All Wood
302C Uph. Seat

- optional five star base with pneumatic lift - add \$67 list
- dual black casters available, no upcharge - specify when ordering
- optional jury base available, revolves, tilts- add \$176 list

Dimensions	D	W	H
Overall	29	28	33-36 ¾
Seat	16 ¾	18 ¼	16 ¼-20
Upholstery		Shipping	
COM Ydg	¾	Ctn Wt	38
COL Sq Ft	9	Cu Ft	10

All Wood	\$605
COM	\$664
A	\$683
B	\$700
COL/C	\$727
D	\$762
E	\$797
F	\$835
G	\$889
H	\$948
I	\$1,033
J	\$1,141
L1	\$899
L2	\$957

Description	Model	Specifications				List Price Per Grade	
		Dimensions	D	W	H	All Wood	COM
Armless  303A all wood	303A All Wood 303C Uph. Seat · optional front leg casters available - add \$57 list for set of 2 casters	Overall	21 1/2	18 1/2	34 1/2	\$381	\$427
		Seat	16 1/4	18 1/4	18		
 303C uph. seat		Upholstery		Shipping		A	\$443
		COM Ydg	3/4	Ctn Wt	20	B	\$458
		COL Sq Ft	9	Cu Ft	9	COL/C	\$485
						D	\$522
						E	\$556
						F	\$594
						G	\$647
						H	\$704
						I	\$794
						J	\$899
						L1	\$658
						L2	\$714

Description	Model	Specifications				List Price Per Grade	
		Dimensions	D	W	H	All Wood	COM
Armless  313A all wood	313A All Wood 313C Uph. Seat · optional front leg casters available - add \$57 list for set of 2 casters · optional 1 3/4" circle back cut out - add \$17 list per chair · coordinating Children's Collegian collection - see page 320	Overall	22	18 1/2	35 1/4	\$381	\$429
		Seat	16 1/4	18 1/2	18 3/4		
 313C uph. seat		Upholstery		Shipping		A	\$445
		COM Ydg	3/4	Ctn Wt	20	B	\$460
		COL Sq Ft	9	Cu Ft	9	COL/C	\$489
						D	\$524
						E	\$559
						F	\$597
						G	\$651
						H	\$706
						I	\$796
						J	\$903
						L1	\$660
						L2	\$718

To Order, Specify:

- 1 Model Number
- 2 Wood Species - Red Oak (RO) or Maple (M)
- 3 Wood Finish/Color
- 4 Upholstered Seat Style - horseshoe style; add \$22 list per chair/barstool; add \$28 list per bench
- 5 Fabric Selection - vendor, pattern and color
- 6 Optional FRONT LEG Casters - add \$57 list; specify seat height. **NOT AVAILABLE on BARSTOOLS**
- 7 Optional Trim Nails - add \$107 list per chair/barstool. Antique Brass standard; optional Black trim nails available, specify when ordering
- 8 Optional Circle Cut Out - add \$17 list per chair (select)
- 9 Optional Rubber Cushion Nylon Glides - no upcharge

Wood Finish/Color Options:

Red Oak	
BRW Brownie	ECU Ecru
CAN Canyon	HEN Henna
CIT Citron	HNY Honey
DES Desert	NUT Nut Brown
Maple	
CAG Aged Ash Coordinate	CGR Graphite Coordinate
ALM Ale Medium	HRV Harvest
AUB Auburn	CHL High Line Coordinate
BRL Barley	CKC Khaki Coordinate
CBE Blonde Echo Coordinate	LGC Legacy
BBM Bourbon Medium	MCH Mocha
CBZ Brazilwood Coordinate	NTO Night Owl
BRM Brighton Medium	COA Oatmeal Cook Coordinate
BUT Butterscotch	CPI Pinnacle Walnut Coordinate
CIN Cinnamon	PRL Praline
CLA Classic	SAF Saffron
CCF Coffee Coordinate	SIE Sienna
CLL Collectors	CST Studio Teak Coordinate
CCR Cremello Coordinate	TOF Toffee
EAR Earthy	TRF Truffle
ESP Espresso	VEN Venetian
FLX Flax	CVI Vintage Coordinate
CFL Florence Walnut Coordinate	CWH Walnut Heights Coordinate
CFO Fossil Coordinate	CWE Weathered Ash Coordinate

Color - Add \$38 list per item

BKD Backdrop	GRV Greek Villa
BFX Black Fox	GLF Gulf Stream
BWH Bright White	HTB Heartthrob
CGP Cargo Pants	NET Network Gray
CHT Chatroom	NWH Nonchalant White
DSY Daisy	PAR Paradise
DRG Daring	QXP Quixotic Plum
DYN Dynamo	RBZ Relic Bronze
ENG Enigma	SND Sandbank
FRR French Roast	STM Storm
GBY Georgian Bay	TRC Tricorn Black

5 See a selection of graded in fabric manufacturers and patterns on pages 20-28. Contact Customer Service for additional fabric options.

Specifications

- Wood species - Red Oak or Maple.
- Seat is upholstered with 1" high density polyurethane foam.
- Mortise and tenon construction with corner blocks, glue and screws.
- Standard with rubber cushion metal glides.


Description

① Model

Specifications

List Price Per Grade

Barstool 43" H



307A
all wood


307C
uph. seat

- 307A All Wood**
307C Uph. Seat
- 43 1/2" back height
 - casters not available
 - standard with brass scuff plate, also available in polished aluminum or matte black

Dimensions	D	W	H
Overall	21	18 3/4	43 1/2
Seat	17	18 3/4	30 3/4
Upholstery		Shipping	
COM Ydg	3/4	Ctn Wt	30
COL Sq Ft	9	Cu Ft	13

All Wood	\$535
COM	\$580
A	\$597
B	\$613
COL/C	\$642
D	\$678
E	\$711
F	\$750
G	\$802
H	\$859
I	\$949
J	\$1,046
L1	\$814
L2	\$871

Barstool 46" h



308A
all wood

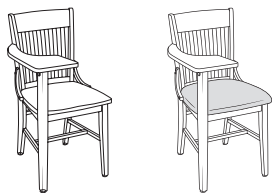
308C
uph. seat

- 308A All Wood**
308C Uph. Seat
- 46" back height
 - casters not available
 - standard with brass scuff plate, also available in polished aluminum or matte black

Dimensions	D	W	H
Overall	21	18 3/4	46
Seat	17	18 3/4	30 3/4
Upholstery		Shipping	
COM Ydg	3/4	Ctn Wt	30
COL Sq Ft	9	Cu Ft	13

All Wood	\$509
COM	\$553
A	\$570
B	\$587
COL/C	\$613
D	\$648
E	\$684
F	\$723
G	\$777
H	\$832
I	\$922
J	\$1,028
L1	\$786
L2	\$841

Tablet



309A
all wood

309C
uph. seat

- 309A All Wood**
309C Uph. Seat
- 11 x 11 1/2 standard size tablet
 - optional 11 x 17 tablet arm available - add \$35 upcharge
 - tablet standard on right
 - available with left tablet - please specify when ordering
 - optional front leg casters available - add \$57 list for set of 2 casters

Dimensions	D	W	H
Overall	28 1/4	24 1/2	34 1/2
Seat	14	20	18 1/4
Arm			29 1/2
Upholstery		Shipping	
COM Ydg	3/4	Ctn Wt	33
COL Sq Ft	9	Cu Ft	14

All Wood	\$512
COM	\$574
A	\$591
B	\$605
COL/C	\$635
D	\$668
E	\$704
F	\$744
G	\$796
H	\$853
I	\$941
J	\$1,049
L1	\$805
L2	\$863

Description

1 Model

Specifications

List Price Per Grade

Swivel Barstool



319A
all wood



319C
uph. seat

319A All Wood
319C Uph. Seat

- 360° swivel
- optional self-centering swivel plate - no upcharge, please specify when ordering
- casters not available
- standard with brass scuff plate, also available in polished aluminum or matte black

Dimensions	D	W	H
Overall	20 1/2	18 3/4	46 3/4
Seat	16	18 1/2	30
Upholstery		Shipping	
COM Ydg	3/4	Ctn Wt	42
COL Sq Ft	9	Cu Ft	13

All Wood	\$617
COM	\$659
A	\$678
B	\$695
COL/C	\$722
D	\$755
E	\$791
F	\$830
G	\$882
H	\$938
I	\$1,028
J	\$1,136
L1	\$893
L2	\$951

Barstool 44" h



317A
all wood



317C
uph. seat

317A All Wood
317C Uph. Seat

- 43 1/2" back height
- optional 1 3/4" circle back cut out - add \$17 list per chair
- casters not available
- standard with brass scuff plate, also available in polished aluminum or matte black

Dimensions	D	W	H
Overall	21	18 3/4	43 1/2
Seat	17	18 3/4	30 3/4
Upholstery		Shipping	
COM Ydg	3/4	Ctn Wt	30
COL Sq Ft	9	Cu Ft	13

All Wood	\$535
COM	\$580
A	\$597
B	\$613
COL/C	\$642
D	\$678
E	\$711
F	\$750
G	\$802
H	\$859
I	\$949
J	\$1,055
L1	\$814
L2	\$871

To Order, Specify:

- 1 Model Number
- 2 Wood Species - Red Oak (RO) or Maple (M)
- 3 Wood Finish/Color
- 4 Upholstered Seat Style - horseshoe style; add \$22 list per chair/barstool; add \$28 list per bench
- 5 Fabric Selection - vendor, pattern and color
- 6 Optional FRONT LEG Casters - add \$57 list; specify seat height. **NOT AVAILABLE on BARSTOOLS**
- 7 Optional Trim Nails - add \$107 list per chair/barstool. Antique Brass standard; optional Black trim nails available, specify when ordering
- 8 Optional Circle Cut Out - add \$17 list per chair (select)
- 9 Optional Rubber Cushion Nylon Glides - no upcharge

3 Wood Finish/Color Options:

Red Oak

BRW	Brownie	ECU	Ecru
CAN	Canyon	HEN	Henna
CIT	Citron	HNY	Honey
DES	Desert	NUT	Nut Brown

Maple

CAG	Aged Ash Coordinate	CGR	Graphite Coordinate
ALM	Ale Medium	HRV	Harvest
AUB	Auburn	CHL	High Line Coordinate
BRL	Barley	CKC	Khaki Coordinate
CBE	Blonde Echo Coordinate	LGC	Legacy
BBM	Bourbon Medium	MCH	Mocha
CBZ	Brazilwood Coordinate	NTO	Night Owl
BRM	Brighton Medium	COA	Oatmeal Cook Coordinate
BUT	Butterscotch	CPI	Pinnacle Walnut Coordinate
CIN	Cinnamon	PRL	Praline
CLA	Classic	SAF	Saffron
CCF	Coffee Coordinate	SIE	Sienna
CLL	Collectors	CST	Studio Teak Coordinate
CCR	Cremello Coordinate	TOF	Toffee
EAR	Earthy	TRF	Truffle
ESP	Espresso	VEN	Venetian
FLX	Flax	CVI	Vintage Coordinate
CFL	Florence Walnut Coordinate	CWH	Walnut Heights Coordinate
CFO	Fossil Coordinate	CWE	Weathered Ash Coordinate

Color - Add \$38 list per item

BKD	Backdrop	GRV	Greek Villa
BFX	Black Fox	GLF	Gulf Stream
BWH	Bright White	HTB	Heartthrob
CGP	Cargo Pants	NET	Network Gray
CHT	Chatroom	NWH	Nonchalant White
DSY	Daisy	PAR	Paradise
DRG	Daring	QXP	Quixotic Plum
DYN	Dynamo	RBZ	Relic Bronze
ENG	Enigma	SND	Sandbank
FRR	French Roast	STM	Storm
GBY	Georgian Bay	TRC	Tricorn Black

- 5 See a selection of graded in fabric manufacturers and patterns on pages 20-28. Contact Customer Service for additional fabric options.

Specifications

- Wood species - Red Oak or Maple.
- Seat is upholstered with 1" high density polyurethane foam.
- Mortise and tenon construction with corner blocks, glue and screws.
- Standard with rubber cushion metal glides.

Description

① Model

Specifications

List Price Per Grade

Barstool 46"h



318A
all wood


318C
uph. seat

- 318A All Wood**
318C Uph. Seat
- 46" back height
 - optional 1 3/4" circle back cut out - add \$17 list per chair
 - casters not available
 - standard with brass scuff plate, also available in polished aluminum or matte black


Dimensions	D	W	H
Overall	21	18 3/4	46
Seat	17	18 3/4	30 3/4
Upholstery		Shipping	
COM Ydg	3/4	Ctn Wt	30
COL Sq Ft	9	Cu Ft	13

All Wood	\$509
COM	\$553
A	\$570
B	\$587
COL/C	\$613
D	\$648
E	\$684
F	\$723
G	\$777
H	\$832
I	\$922
J	\$1,028
L1	\$786
L2	\$841

Bench 52"w



321A
all wood




321C
uph. seat

- 321A All Wood**
321C Uph. Seat
- casters not available


Dimensions	D	W	H
Overall	20 3/4	52 1/4	34 3/4
Seat	17	48 1/4	18
Arm			27 1/4
Upholstery		Shipping	
COM Ydg	1 3/4	Ctn Wt	70
COL Sq Ft	23	Cu Ft	31

All Wood	\$2,107
COM	\$2,237
A	\$2,289
B	\$2,327
COL/C	\$2,392
D	\$2,474
E	\$2,557
F	\$2,644
G	\$2,770
H	\$2,902
I	\$3,109
J	\$3,358
L1	\$2,795
L2	\$2,926

Bench 63"w



322A
all wood



322C
uph. seat

- 322A All Wood**
322C Uph. Seat
- casters not available

Dimensions	D	W	H
Overall	21 1/2	63	34 3/4
Seat	17	59	18
Arm			27 1/4
Upholstery		Shipping	
COM Ydg	1 3/4	Ctn Wt	90
COL Sq Ft	23	Cu Ft	40

All Wood	\$2,382
COM	\$2,538
A	\$2,596
B	\$2,633
COL/C	\$2,696
D	\$2,779
E	\$2,863
F	\$2,949
G	\$3,074
H	\$3,208
I	\$3,412
J	\$3,662
L1	\$3,099
L2	\$3,231

Description

1 Model

Specifications


List Price Per Grade

Bench 72" w

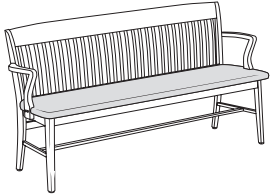
323A All Wood

323C Uph. Seat

· casters not available



323A
all wood



323C
uph. seat

Dimensions	D	W	H
Overall	21 1/2	71 3/4	34 3/4
Seat	17	67 3/4	18
Arm			27 1/4
Upholstery		Shipping	
COM Ydg	2 1/4	Ctn Wt	110
COL Sq Ft	23	Cu Ft	41

All Wood	\$2,637
COM	\$2,804
A	\$2,869
B	\$2,917
COL/C	\$3,001
D	\$3,105
E	\$3,214
F	\$3,326
G	\$3,486
H	\$3,657
I	\$3,924
J	\$4,244
L1	\$3,518
L2	\$3,688

AMERICANA

To Order, Specify:

- 1 Model Number
- 2 Wood Species - Red Oak (RO) or Maple (M)
- 3 Wood Finish/Color
- 4 Upholstered Seat Style - horseshoe style; add \$22 list per chair/barstool; add \$28 list per bench
- 5 Fabric Selection - vendor, pattern and color
- 6 Optional FRONT LEG Casters - add \$57 list; specify seat height. **NOT AVAILABLE on BARSTOOLS**
- 7 Optional Trim Nails - add \$107 list per chair/barstool. Antique Brass standard; optional Black trim nails available, specify when ordering
- 8 Optional Circle Cut Out - add \$17 list per chair (select)
- 9 Optional Rubber Cushion Nylon Glides - no upcharge

3 Wood Finish/Color Options:

Red Oak

BRW	Brownie	ECU	Ecru
CAN	Canyon	HEN	Henna
CIT	Citron	HNY	Honey
DES	Desert	NUT	Nut Brown

Maple

CAG	Aged Ash Coordinate	CGR	Graphite Coordinate
ALM	Ale Medium	HRV	Harvest
AUB	Auburn	CHL	High Line Coordinate
BRL	Barley	CKC	Khaki Coordinate
CBE	Blonde Echo Coordinate	LGC	Legacy
BBM	Bourbon Medium	MCH	Mocha
CBZ	Brazilwood Coordinate	NTO	Night Owl
BRM	Brighton Medium	COA	Oatmeal Cook Coordinate
BUT	Butterscotch	CPI	Pinnacle Walnut Coordinate
CIN	Cinnamon	PRL	Praline
CLA	Classic	SAF	Saffron
CCF	Coffee Coordinate	SIE	Sienna
CLL	Collectors	CST	Studio Teak Coordinate
CCR	Cremello Coordinate	TOF	Toffee
EAR	Earthy	TRF	Truffle
ESP	Espresso	VEN	Venetian
FLX	Flax	CVI	Vintage Coordinate
CFL	Florence Walnut Coordinate	CWH	Walnut Heights Coordinate
CFO	Fossil Coordinate	CWE	Weathered Ash Coordinate

Color - Add \$38 list per item

BKD	Backdrop	GRV	Greek Villa
BFX	Black Fox	GLF	Gulf Stream
BWH	Bright White	HTB	Hearthrob
CGP	Cargo Pants	NET	Network Gray
CHT	Chatroom	NWH	Nonchalant White
DSY	Daisy	PAR	Paradise
DRG	Daring	QXP	Quixotic Plum
DYN	Dynamo	RBZ	Relic Bronze
ENG	Enigma	SND	Sandbank
FRR	French Roast	STM	Storm
GBY	Georgian Bay	TRC	Tricorn Black

- 5 See a selection of graded in fabric manufacturers and patterns on pages 20-28. Contact Customer Service for additional fabric options.

Specifications

- Wood species - Red Oak or Maple.
- Seat is upholstered with 1" high density polyurethane foam.
- Mortise and tenon construction with corner blocks, glue and screws.
- Standard with rubber cushion metal glides.

Ansen Order Check List:



ANSEN

Specify:

- 1. Model Number
- 2. Wood Species - Maple (M)
- 3. Wood Finish/Color
- 4. Fabric Selection - vendor, pattern and color
- 5. Optional Scuff Plate - Brass (BRASS), Matte Black (BLACK) or Polished Aluminum (PAM) - add \$19 list
- 6. Optional Rubber Cushion Nylon Glides - no upcharge

Example:

AS1414D (model #)	M (wood species)	AUB (finish)	MOMENTUM (fabric vendor)	VOX (pattern name)	MYSTIC (pattern color)	PAM (scuff plate)
-----------------------------	----------------------------	------------------------	------------------------------------	------------------------------	----------------------------------	-----------------------------

1. Model Number

2. Wood Species - Maple (M)

3. Finish Options:

Maple Finish

CAG Aged Ash Coordinate	CGR Graphite Coordinate
ALM Ale Medium	HRV Harvest
AUB Auburn	HEN Henna
BRL Barley	CHL High Line Coordinate
CBE Blonde Echo Coordinate	HNY Honey
BBM Bourbon Medium	CKC Khaki Coordinate
CBZ Brazilwood Coordinate	HNY Honey
BRM Brighton Medium	LGC Legacy
BRW Brownie	MCH Mocha
BUT Butterscotch	NTO Night Owl
CAN Canyon	NUT Nut Brown
CIN Cinnamon	COA Oatmeal Cookie Coordinate
CIT Citron	CPI Pinnacle Walnut Coordinate
CLA Classic	PRL Praline
CCF Coffee Coordinate	PRL Praline
CLL Collectors	SAF Saffron
CCR Cremello Coordinate	SIE Sienna
DES Desert	CST Studio Teak Coordinate
EAR Earthy	TOF Toffee
ECU Ecru	TRF Truffle
ESP Espresso	VEN Venetian
FLX Flax	CVI Vintage Coordinate
CFL Florence Walnut Coordinate	CWH Walnut Heights Coordinate
CFO Fossil Coordinate	CWE Weathered Ash Coordinate

Color: Add \$38 list per item

BKD Backdrop	GRV Greek Villa
BFX Black Fox	NET Network Gray
BWH Bright White	NWH Nonchalant White
CGP Cargo Pants	STM Storm
CHT Chatroom	TRC Tricorn Black
FRR French Roast	

4. Fabric Selection - Please supply the following:

- Fabric vendor
- Pattern name
- Pattern color

[For a complete list of JSI Graded-In Fabric click here](#)

- Indicate direction of fabric - Railroaded or Up the Roll
- Please provide illustration, if available

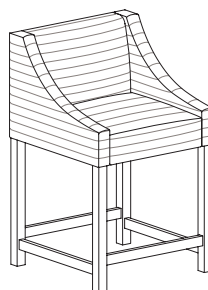
All COM orders must include the following:

- Vendor's name, pattern name and color
- Sample of the fabric attached to the order
- Model numbers of items for fabric application
- Special application instructions (e.g., all stripes will be applied front to back unless specified otherwise)
- Customer and purchase order number

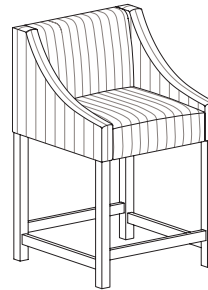
Ship prepaid COM material to:

JSI
 Attn: COM Department
 201 East Martin Street
 Receiving B, Dock 71
 Orleans, IN 47452

Application of fabrics:



Railroaded

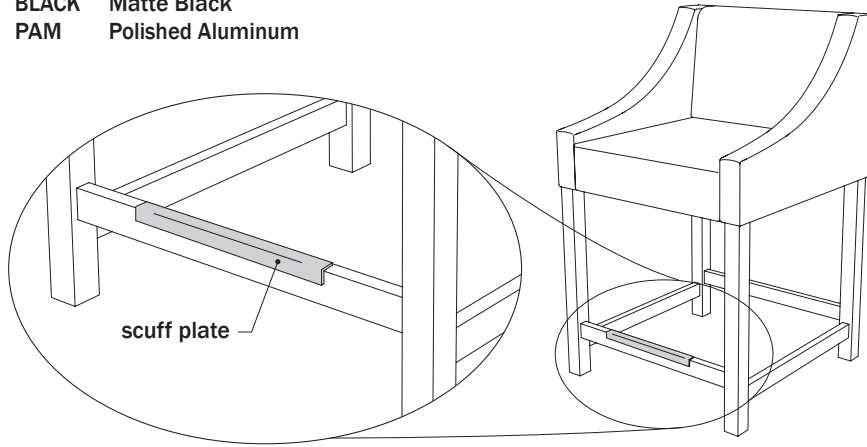


Up the Roll

All COM orders will ship at standard lead time from receipt of COM except for orders requiring special custom matched finishes.

5. Optional Scuff Plate - add \$19 list; specify color

- BRASS Brass
- BLACK Matte Black
- PAM Polished Aluminum

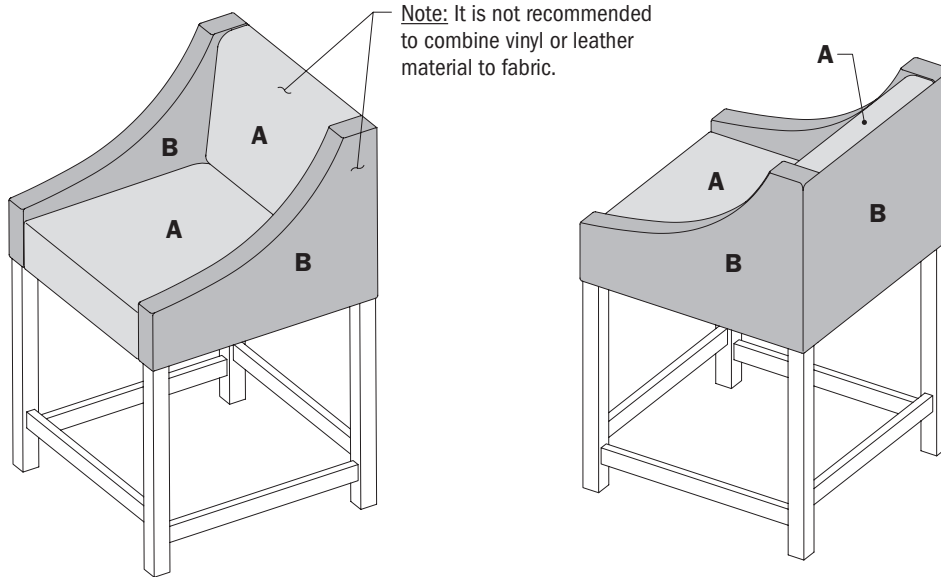


ANSEN

6. Optional Rubber Cushion Nylon Glides - no upcharge

Contrasting Upholstery

Ansen stools can be specified with contrasting upholstery. When specified, the unit will be priced based on the highest grade fabric selected. Specify seat/interior back fabric (A), and arms/exterior back fabric (B) on your order. See below:



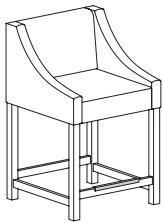
Description

1 Model

Specifications

List Price Per Grade

Counter Height Stool



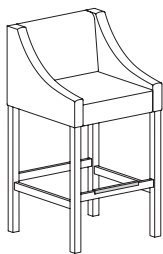
AS1414D

- upholstered seat and back
- optional matte black, polished aluminum or brass scuff plate available; specify color and add \$19 list each

Dimensions	D	W	H
Overall	21 ¾	22	35 ¾
Seat	18	17 ½	24
Arm			--
Upholstery		Shipping	
COM Ydg	2 ¾	Ctn Wt	22
COL Sq Ft	49	Cu Ft	12

COM	\$867
A	\$894
B	\$948
COL/C	\$1,042
D	\$1,163
E	\$1,283
F	\$1,471
G	\$1,674
H	\$1,888
I	\$2,224
J	\$2,626
L1	\$2,036
L2	\$2,358

Barstool



AS1418D

- upholstered seat and back
- optional matte black, polished aluminum or brass scuff plate available; specify color and add \$19 list each

Dimensions	D	W	H
Overall	21 ¾	22	41 ¾
Seat	18	17 ½	30
Arm			--
Upholstery		Shipping	
COM Ydg	2 ¾	Ctn Wt	25
COL Sq Ft	49	Cu Ft	12

COM	\$867
A	\$894
B	\$948
COL/C	\$1,042
D	\$1,163
E	\$1,283
F	\$1,471
G	\$1,674
H	\$1,888
I	\$2,224
J	\$2,626
L1	\$2,036
L2	\$2,358

To Order, Specify:

- 1 Model Number
- 2 Wood Species - Maple (M)
- 3 Wood Frame Finish
 - a.) Maple Finish
 - b.) Paint Color - upcharge applies
- 4 Fabric Selection - vendor, pattern and color
- 5 Optional Scuff Plate - Matte Black (BLK), Brass (BRASS), Polished Aluminum (PAM) - add \$19 list
- 6 Optional Rubber Cushion Nylon Glides - no upcharge

3 Wood Finish/Color Options:

Maple	
CAG	Aged Ash Coordinate
ALM	Ale Medium
AUB	Auburn
BRL	Barley
CBE	Blonde Echo Coordinate
BBM	Bourbon Medium
CBZ	Brazilwood Coordinate
BRW	Brownie
BRM	Brighton Medium
BUT	Butterscotch
CAN	Canyon
CIN	Cinnamon
CIT	Citron
CLA	Classic
CCF	Coffee Coordinate
CLL	Collectors
CCR	Cremello Coordinate
DES	Desert
EAR	Earthy
ECU	Ecru
ESP	Espresso
FLX	Flax
CFL	Florence Walnut Coordinate
CFO	Fossil Coordinate
CGR	Graphite Coordinate
HRV	Harvest
HEN	Henna
CHL	High Line Coordinate
HNY	Honey
CKC	Khaki Coordinate
LGC	Legacy
MCH	Mocha
NTO	Night Owl
NUT	Nut Brown
COA	Oatmeal Cook Coordinate
CPI	Pinnacle Walnut Coordinate
PRL	Praline
SAF	Saffron
SIE	Sienna
CST	Studio Teak Coordinate
TOF	Toffee
TRF	Truffle
VEN	Venetian
CVI	Vintage Coordinate
CWH	Walnut Heights Coordinate
CWE	Weathered Ash Coordinate

Color - Add \$38 list per item

BKD	Backdrop	GRV	Greek Villa
BFX	Black Fox	NET	Network Gray
BWH	Bright White	NET	Nonchalant White
CGP	Cargo Pants	STM	Storm
CHT	Chatroom	TRC	Tricorn Black
FRR	French Roast		

- 4 See a selection of graded in fabric manufacturers and patterns on pages 20-28. Contact Customer Service for additional fabric options.

Specifications

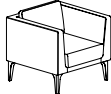
- Wood Species - Maple.
- Seat is upholstered with 2" high density polyurethane foam and synthetic sheet webbing for added comfort.
- Seat has single needle top stitch detail for added style and durability.
- Back is upholstered with 1 ½" polyurethane foam.
- Mortise and tenon construction with corner blocks, glue and screws.
- Standard with rubber cushion metal glides.

Arwyn - Overview

Lounge - Cushion Back



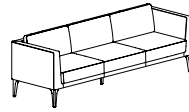
Single Seat,
Small Scale
Page 52.8



Single Seat
Page 52.9



Two Seat
Page 52.10



Three Seat
Page 52.11

Lounge - Quilted Wrap



Single Seat
Page 52.12

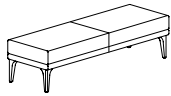


Two Seat
Page 52.12

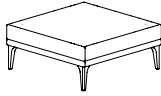


Three Seat
Page 52.13

Lounge - Benches/Ottomans



Rectangular Benches
Page 52.14



Square Ottomans
Page 52.15

Guest + Crossover with Wood Leg



Guest
Page 52.18



High Back
Page 52.19



Ottoman
Page 52.19

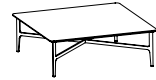
Tables with Wood Legs



19" h
Page 52.26



21" h
Page 52.27



16" h
Page 52.28

Guest + Crossover with Metal Leg



Guest
Page 52.20



High Back
Page 52.21



Ottoman
Page 52.21

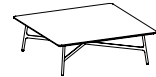
Tables with Metal Legs



19" h
Page 52.29



21" h
Page 52.30



16" h
Page 52.31

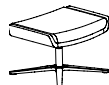
Swivel Guest + Crossover with 4 Star Base



Swivel Guest
Page 52.22



High Back
Page 52.23



Ottoman
Page 52.23

Swivel Guest with 5 Star Base



Swivel Guest
Page 52.24

Arwyn Lounge Order Check List:



Specify:

- 1. Model Number
- 2. Fabric Selection
 - A. Frame/Apron - Vendor, Pattern and Color
 - B. Back Cushion/Quilt Wrap - Vendor, Pattern and Color
 - C. Seat Cushion - Vendor, Pattern and Color
- 3. Back Cushion - Plain (PBC) or Quilted (QBC), specify and upcharge applies
- 4. Seat Cushion - Plain (PSC) or Quilted (QSC), specify and upcharge applies
- 5. Foot Option
 - A. Wood (WF)
 - B. Metal Finish (MF) - Arctic Silver (ASL), Matte Black (MBK), Pewter (PEW), Polished Aluminum (PAM) or Soft Nickel (SNK)
- 6. Arm Caps - Wood (W) add \$166, Solid Surface (S) add \$268 or 3D Black Laminate (B3L), add \$166 list per set
- 7. Optional Power in the Side Arm - Black (B) or White (W); add \$300 list each, specify location (as seated)

Example:

AW6011 (model #)	Maharam (fabric vendor)	Kvadrat Molly (pattern name)	170 (pattern color)	QBC (back cushion)	WF (foot option)	TOF (finish)	No (power)
	fabric specified per zone						

1. Model Number

2. Fabric Selection - Please supply the following:

- Fabric vendor
- Pattern name
- Pattern color

[For a complete list of JSI Graded-In Fabric click here](#)

- Indicate direction of fabric - Railroaded or Up the Roll
- Please provide illustration, if available

All COM orders must include the following:

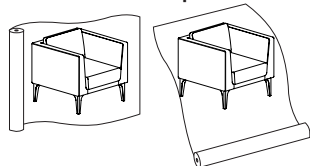
- Vendor's name, pattern name and color
- Sample of the fabric attached to the order
- Model numbers of items for fabric application
- Special application instructions
- Customer and purchase order number

Ship prepaid COM material to:

JSI
Attn: COM Department
932 Mill Street
Jasper, IN 47546

Application of fabric:

Railroaded Up the Roll



5. Foot Options:

A. Wood Maple Foot (WF)

CAG Aged Ash Coordinate	CGR Graphite Coordinate
ALM Ale Medium	HRV Harvest
AUB Auburn	CHL High Line Coordinate
BRL Barley	CKC Khaki Coordinate
CBE Blonde Echo Coordinate	LGC Legacy
BBM Bourbon Medium	MCH Mocha
CBZ Brazilwood Coordinate	NTO Night Owl
BRM Brighton Medium	COA Oatmeal Cookie Coordinate
BUT Butterscotch	CPI Pinnacle Walnut Coordinate
CIN Cinnamon	PRL Praline
CLA Classic	SAF Saffron
CCF Coffee Coordinate	SIE Sienna
CLL Collectors	CST Studio Teak Coordinate
CCR Cremello Coordinate	TOF Toffee
EAR Earthy	TRF Truffle
ESP Espresso	VEN Venetian
FLX Flax	CVI Vintage Coordinate
CFL Florence Walnut Coordinate	CWH Walnut Heights Coordinate
CFO Fossil Coordinate	CWE Weathered Ash Coordinate

B. Metal Foot (MF)

ASL Arctic Silver	PAM Polished Aluminum
MBK Matte Black	SNK Soft Nickel
PEW Pewter	

All COM orders will ship at standard lead time from receipt of COM except for orders requiring special custom matched finishes.

3. Back Cushion:

Available in Plain (PBC) or Quilted (QBC).

4. Seat Cushion:

Available in Plain (PSC) or Quilted (QSC).

6. Arm Cap
A. Wood (WAC)

CAG Aged Ash Coordinate	CGR Graphite Coordinate
ALM Ale Medium	HRV Harvest
AUB Auburn	CHL High Line Coordinate
BRL Barley	CKC Khaki Coordinate
CBE Blonde Echo Coordinate	LGC Legacy
BBM Bourbon Medium	MCH Mocha
CBZ Brazilwood Coordinate	NTO Night Owl
BRM Brighton Medium	COA Oatmeal Cookie Coordinate
BUT Butterscotch	CPI Pinnacle Walnut Coordinate
CIN Cinnamon	PRL Praline
CLA Classic	SAF Saffron
CCF Coffee Coordinate	SIE Sienna
CLL Collectors	CST Studio Teak Coordinate
CCR Cremello Coordinate	TOF Toffee
EAR Earthy	TRF Truffle
ESP Espresso	VEN Venetian
FLX Flax	CVI Vintage Coordinate
CFL Florence Walnut Coordinate	CWH Walnut Heights Coordinate
CFO Fossil Coordinate	CWE Weathered Ash Coordinate

B. Solid Surface (SAC)

ARM Armadillo	PEB Pebble Pearl
BLP Black Pearl	PUR Pure White

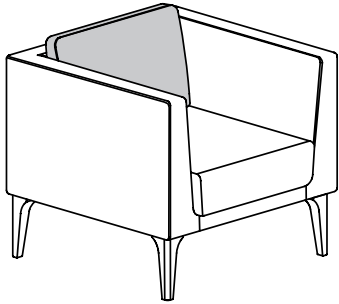
C. Black 3D Laminate (B3LAC)
7. Optional Power in the Side Arm

Available in Black (B) or White (W), add \$300 list each, specify location (as seated)

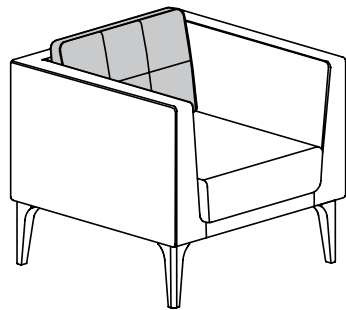
Arwyn Lounge

Lounge Single, Two and Three seat models offer two back styles for aesthetic appeal. Models can be selected with fixed cushion back or quilted wrap. In addition the cushion back models can be specified with plain or quilted back. All cushions are fixed.

Cushion Back

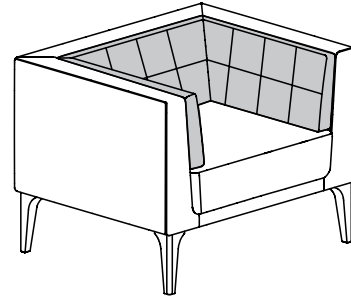


Plain Back



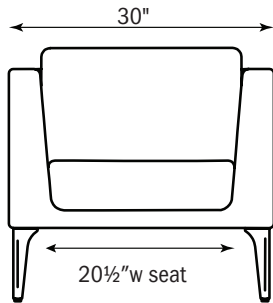
Quilted Back

Quilted Wrap

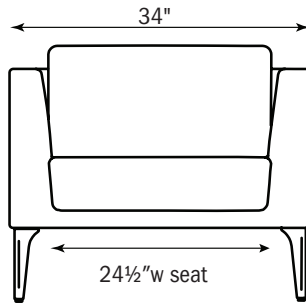


Seat Width

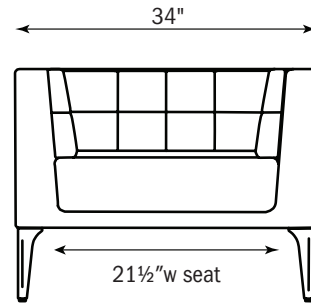
Arwyn Single Seat with Cushion Back offers a small scale option, which also reduces the seating space.



**Small Scale
Cushion Back**



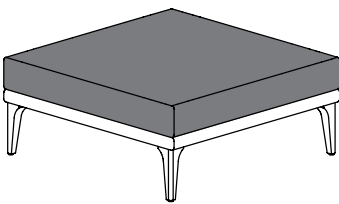
Cushion Back



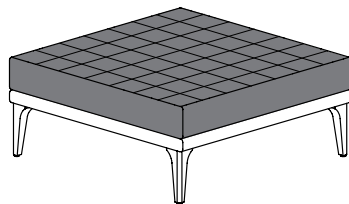
Quilted Wrap

Seat Cushion

Ottoman and benches offer a choice of plain or quilted seat fixed cushion..



Plain Seat

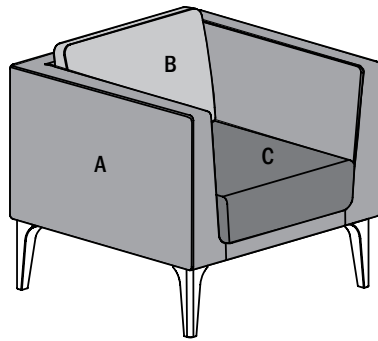


Quilted Seat

ARWYN

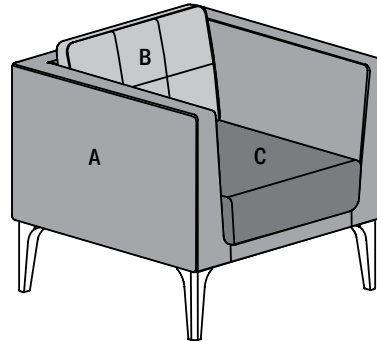
Fabric Application

Arwyn affords the ability to be specified with multiply upholsteries to create a unique look. Upholstery zones are defined by the style of the unit.



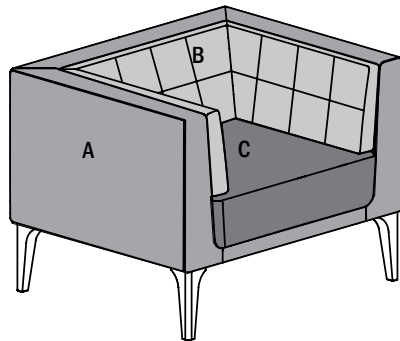
Plain Back Cushion

- A = Frame
- B = Back Cushion
- C = Seat Cushion



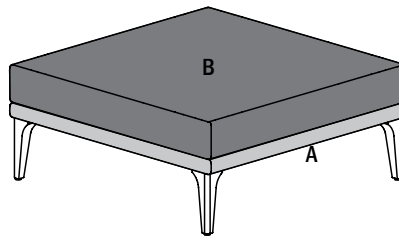
Quilted Back Cushion

- A = Frame
- B = Quilted Back Cushion
- C = Seat Cushion



Quilted Wrap

- A = Frame
- B = Quilt Wrap
- C = Seat Cushion

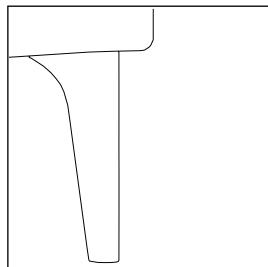


Ottoman

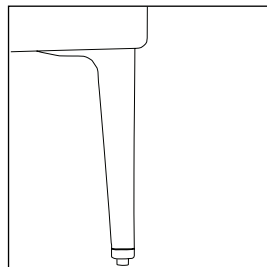
- A = Apron
- B = Seat Cushion

Foot Option

Lounge, benches and ottoman models are available with options of wood or metal feet.



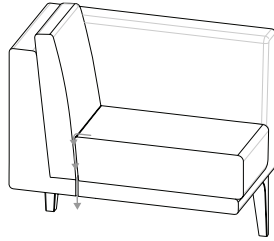

Wood




Metal

Discreet Cleanout

Single seat with cushion back models (AW6010-CO and AW6011-CO) offer a discreet cleanout for ease in cleaning. Cleanout is incorporated in such a way as to not be noticeable from the approach, as well as provide sufficient pass through to an opening in the bottom of the chair.

**Arm Caps**

Available in wood, solid surface and 3D Black Laminate. 3D Black laminate is fully sealed to prevent water, bacteria and dirt from penetrating through surface.

**Wood - add \$166**

CAG Aged Ash Coordinate
 ALM Ale Medium
 AUB Auburn
 BRL Barley
 CBE Blonde Echo Coordinate
 BBM Bourbon Medium
 CBZ Brazilwood Coordinate
 BRM Brighton Medium
 BUT Butterscotch
 CIN Cinnamon
 CLA Classic
 CCF Coffee Coordinate
 CLL Collectors
 CCR Cremello Coordinate
 EAR Earthy
 ESP Espresso
 FLX Flax
 CFL Florence Walnut Coordinate
 CFO Fossil Coordinate
 MCH Mocha
 NTO Night Owl

CGR Graphite Coordinate
 HRV Harvest
 CHL High Line Coordinate
 CKC Khaki Coordinate
 LGC Legacy
 MCH Mocha
 NTO Night Owl
 COA Oatmeal Cookie Coordinate
 CPI Pinnacle Walnut Coordinate
 PRL Praline
 SAF Saffron
 SIE Sienna
 CST Studio Teak Coordinate
 TOF Toffee
 TRF Truffle
 VEN Venetian
 CVI Vintage Coordinate
 CWH Walnut Heights Coordinate
 CWE Weathered Ash Coordinate
 TRF Truffle

Solid Surface - add \$268

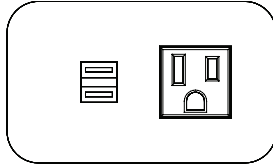
ARM Armadillo
 BLP Black Pearl
 PEB Pebble Pearl
 PUR Pure White

3D Black Laminate - add \$166

"available in Black ONLY"

Optional Power in the Side Arm

Specify optional power in the left or right side arm of lounge models or in both arms of two and three seaters; add \$300 list per powered arm.

**EC48**

- One 12A, 120 VAC spill resistant receptacles
- Two 2.1A (11W) USB charging ports
- Cord Length 108"
- 90" Flat Plug with 45 degree rotation
- Specify Black (B) or White (W)
- Factory Installed
- ETL Listed

Description

① Model

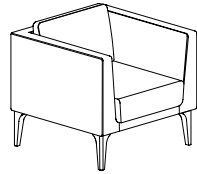
Specifications

List Price Per Grade

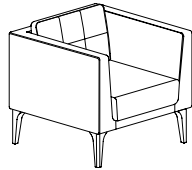
Single Seat Lounge, Small Scale - Cushion Back

AW6010

- select maple wood feet or metal feet, JSI standard finishes
- specify upholstery on frame separately from upholstery on back cushion and separately from upholstery on seat cushion
- quilted back cushion available, specify and add \$100 list
- arm caps available: wood, solid surface or 3D black laminate - upcharges apply
- power available in the side arm - upcharge applies



plain back shown



quilted back shown

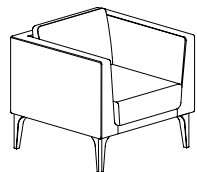
Dimensions	D	W	H
Overall	29 1/2	30	29 1/2
Seat	20	20 1/2	16 1/4
Arm			26 1/4
Overall Upholstery		Shipping	
COM Ydg	4 1/4	Ctn Wt	60
COL Sq Ft	85	Cu Ft	18
Frame			
COM Ydg	3 1/4		
COL Sq Ft	64		
Back Cushion			
COM Ydg	3/4		
COL Sq Ft	13		
Seat Cushion			
COM Ydg	1		
COL Sq Ft	20		

COM	\$1,785
A	\$1,825
B	\$1,904
COL/C	\$2,041
D	\$2,218
E	\$2,395
F	\$2,671
G	\$2,965
H	\$3,280
I	\$3,772
J	\$4,362
L1	\$3,181
L2	\$3,575

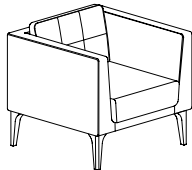
Single Seat Lounge, Small Scale - Cushion Back with Discreet Cleanout

AW6010-CO

- select maple wood feet or metal feet, JSI standard finishes
- discreet cleanout feature allows for easier clean between the back and the seat
- specify upholstery on frame separately from upholstery on back cushion and separately from upholstery on seat cushion
- quilted back cushion available, specify and add \$100 list
- arm caps available: wood, solid surface or 3D black laminate - upcharges apply
- power available in the side arm - upcharge applies



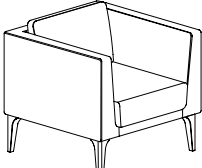
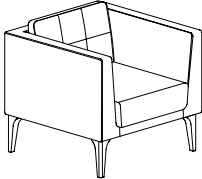
plain back shown

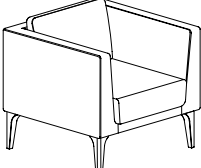
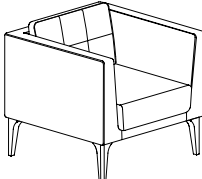


quilted back shown

Dimensions	D	W	H
Overall	29 1/2	30	29 1/4
Seat	20	20 1/2	16 1/4
Arm			26 1/4
Overall Upholstery		Shipping	
COM Ydg	4 1/4	Ctn Wt	62
COL Sq Ft	85	Cu Ft	18
Frame			
COM Ydg	3 1/4		
COL Sq Ft	64		
Back Cushion			
COM Ydg	3/4		
COL Sq Ft	13		
Seat Cushion			
COM Ydg	1		
COL Sq Ft	20		

COM	\$1,870
A	\$1,910
B	\$1,989
COL/C	\$2,126
D	\$2,304
E	\$2,481
F	\$2,756
G	\$3,051
H	\$3,366
I	\$3,858
J	\$4,447
L1	\$3,267
L2	\$3,660

Description	Model	Specifications	List Price Per Grade																																																																
Single Seat Lounge - Cushion Back  plain back shown  quilted back shown	AW6011 <ul style="list-style-type: none"> select maple wood feet or metal feet, JSI standard finishes specify upholstery on frame separately from upholstery on back cushion and separately from upholstery on seat cushion quilted back cushion available, specify and add \$100 list arm caps available: wood, solid surface or 3D black laminate - upcharges apply power available in the side arm - upcharge applies 	<table border="1"> <thead> <tr> <th>Dimensions</th> <th>D</th> <th>W</th> <th>H</th> </tr> </thead> <tbody> <tr> <td>Overall</td> <td>29 1/2</td> <td>34</td> <td>29 1/4</td> </tr> <tr> <td>Seat</td> <td>20</td> <td>24 1/2</td> <td>16 1/4</td> </tr> <tr> <td>Arm</td> <td></td> <td></td> <td>26 1/4</td> </tr> <tr> <th colspan="2">Overall Upholstery</th> <th colspan="2">Shipping</th> </tr> <tr> <td>COM Ydg</td> <td>5</td> <td>Ctn Wt</td> <td>69</td> </tr> <tr> <td>COL Sq Ft</td> <td>100</td> <td>Cu Ft</td> <td>21</td> </tr> <tr> <th colspan="4">Frame</th> </tr> <tr> <td>COM Ydg</td> <td>3 3/4</td> <td></td> <td></td> </tr> <tr> <td>COL Sq Ft</td> <td>75</td> <td></td> <td></td> </tr> <tr> <th colspan="4">Back Cushion</th> </tr> <tr> <td>COM Ydg</td> <td>3/4</td> <td></td> <td></td> </tr> <tr> <td>COL Sq Ft</td> <td>13</td> <td></td> <td></td> </tr> <tr> <th colspan="4">Seat Cushion</th> </tr> <tr> <td>COM Ydg</td> <td>1 5/16</td> <td></td> <td></td> </tr> <tr> <td>COL Sq Ft</td> <td>26</td> <td></td> <td></td> </tr> </tbody> </table>	Dimensions	D	W	H	Overall	29 1/2	34	29 1/4	Seat	20	24 1/2	16 1/4	Arm			26 1/4	Overall Upholstery		Shipping		COM Ydg	5	Ctn Wt	69	COL Sq Ft	100	Cu Ft	21	Frame				COM Ydg	3 3/4			COL Sq Ft	75			Back Cushion				COM Ydg	3/4			COL Sq Ft	13			Seat Cushion				COM Ydg	1 5/16			COL Sq Ft	26			COM \$1,902 A \$1,949 B \$2,041 COL/C \$2,203 D \$2,411 E \$2,620 F \$2,944 G \$3,291 H \$3,661 I \$4,239 J \$4,934 L1 \$3,545 L2 \$4,008
		Dimensions	D	W	H																																																														
Overall	29 1/2	34	29 1/4																																																																
Seat	20	24 1/2	16 1/4																																																																
Arm			26 1/4																																																																
Overall Upholstery		Shipping																																																																	
COM Ydg	5	Ctn Wt	69																																																																
COL Sq Ft	100	Cu Ft	21																																																																
Frame																																																																			
COM Ydg	3 3/4																																																																		
COL Sq Ft	75																																																																		
Back Cushion																																																																			
COM Ydg	3/4																																																																		
COL Sq Ft	13																																																																		
Seat Cushion																																																																			
COM Ydg	1 5/16																																																																		
COL Sq Ft	26																																																																		

Description	Model	Specifications	List Price Per Grade																																																																
Single Seat Lounge - Cushion Back with Discreet Cleanout  plain back shown  quilted back shown	AW6011-CO <ul style="list-style-type: none"> select maple wood feet or metal feet, JSI standard finishes discreet cleanout feature allows for easier clean between the back and the seat specify upholstery on frame separately from upholstery on back cushion and separately from upholstery on seat cushion quilted back cushion available, specify and add \$100 list arm caps available: wood, solid surface or 3D black laminate - upcharges apply power available in the side arm - upcharge applies 	<table border="1"> <thead> <tr> <th>Dimensions</th> <th>D</th> <th>W</th> <th>H</th> </tr> </thead> <tbody> <tr> <td>Overall</td> <td>29 1/2</td> <td>34</td> <td>29 1/4</td> </tr> <tr> <td>Seat</td> <td>20</td> <td>24 1/2</td> <td>16 1/4</td> </tr> <tr> <td>Arm</td> <td></td> <td></td> <td>26 1/4</td> </tr> <tr> <th colspan="2">Overall Upholstery</th> <th colspan="2">Shipping</th> </tr> <tr> <td>COM Ydg</td> <td>5</td> <td>Ctn Wt</td> <td>71</td> </tr> <tr> <td>COL Sq Ft</td> <td>100</td> <td>Cu Ft</td> <td>21</td> </tr> <tr> <th colspan="4">Frame</th> </tr> <tr> <td>COM Ydg</td> <td>3 3/4</td> <td></td> <td></td> </tr> <tr> <td>COL Sq Ft</td> <td>75</td> <td></td> <td></td> </tr> <tr> <th colspan="4">Back Cushion</th> </tr> <tr> <td>COM Ydg</td> <td>3/4</td> <td></td> <td></td> </tr> <tr> <td>COL Sq Ft</td> <td>13</td> <td></td> <td></td> </tr> <tr> <th colspan="4">Seat Cushion</th> </tr> <tr> <td>COM Ydg</td> <td>1 5/16</td> <td></td> <td></td> </tr> <tr> <td>COL Sq Ft</td> <td>26</td> <td></td> <td></td> </tr> </tbody> </table>	Dimensions	D	W	H	Overall	29 1/2	34	29 1/4	Seat	20	24 1/2	16 1/4	Arm			26 1/4	Overall Upholstery		Shipping		COM Ydg	5	Ctn Wt	71	COL Sq Ft	100	Cu Ft	21	Frame				COM Ydg	3 3/4			COL Sq Ft	75			Back Cushion				COM Ydg	3/4			COL Sq Ft	13			Seat Cushion				COM Ydg	1 5/16			COL Sq Ft	26			COM \$1,996 A \$2,040 B \$2,128 COL/C \$2,282 D \$2,480 E \$2,678 F \$2,985 G \$3,315 H \$3,667 I \$4,216 J \$4,876 L1 \$3,557 L2 \$3,997
		Dimensions	D	W	H																																																														
Overall	29 1/2	34	29 1/4																																																																
Seat	20	24 1/2	16 1/4																																																																
Arm			26 1/4																																																																
Overall Upholstery		Shipping																																																																	
COM Ydg	5	Ctn Wt	71																																																																
COL Sq Ft	100	Cu Ft	21																																																																
Frame																																																																			
COM Ydg	3 3/4																																																																		
COL Sq Ft	75																																																																		
Back Cushion																																																																			
COM Ydg	3/4																																																																		
COL Sq Ft	13																																																																		
Seat Cushion																																																																			
COM Ydg	1 5/16																																																																		
COL Sq Ft	26																																																																		

To Order, Specify:

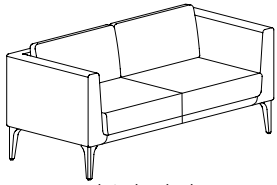
- 1 Model Number
- 2 Fabric Selection - vendor, pattern and color
 - a.) Frame
 - b.) Back Cushion
 - c.) Seat Cushion
- 3 Back Cushion
 - a.) Plain (PBC)
 - b.) Quilted (QBC) - upcharge applies
- 4 Foot Option
 - a.) Wood
 - b.) Metal Finish - Arctic Silver (ASL), Matte Black (MBK), Pewter (PEW), Polished Aluminum (PAM) or Soft Nickel (SNK)
- 5 Arm Caps - Wood (W) add \$166, Solid Surface (S) add \$268 or 3D Black Laminate (B3L) add \$166 list per set
- 6 Optional Power in the Side Arm - Black (B) or White (W) - indicate left or right (as seated) add \$300 each

Specifications

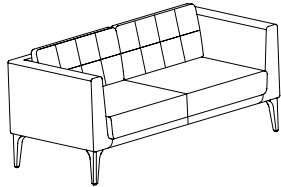
- Frame constructed of hardwood solids and plywood. Joinery includes puzzle joints and lap joints with metal fasteners.
- Wood legs include metal mounting plate and fixed metal glides.
- Metal legs feature adjustable foot with nylon glide and 1/2" adjustment range.
- Upholstery is tailor sewn over multi-density high resilience polyurethane foam.
- Seat cushion thickness 3 1/2".
- Back cushion tapered thickness - 2 1/2" at top - 4 3/4" at bottom.

Description

Two Seat - Cushion Back



plain back shown



quilted back shown

1 Model

AW6012

- select maple wood feet or metal feet, JSI standard finishes
- specify upholstery on frame separately from upholstery on back cushion and separately from upholstery on seat cushion
- quilted back cushion available, specify and add \$150 list
- arm caps available: wood, solid surface or 3D black laminate - upcharges apply
- power available in the side arm - upcharge applies

Specifications

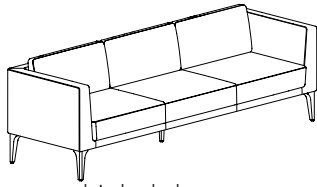
Dimensions		D	W	H
Overall		29 ½	63	29 ¼
Seat		20	56 ½	16 ¼
Arm				26 ¼
Overall Upholstery		Shipping		
COM Ydg	8 ¾	Ctn Wt	110	
COL Sq Ft	193	Cu Ft	37	
Frame				
COM Ydg	4 ⅝			
COL Sq Ft	101			
Back Cushion				
COM Ydg	2			
COL Sq Ft	44			
Seat Cushion				
COM Ydg	2 ½			
COL Sq Ft	55			

List Price Per Grade

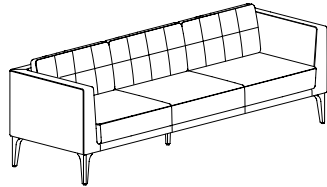
COM	\$2,694
A	\$2,778
B	\$2,945
COL/C	\$3,236
D	\$3,611
E	\$3,986
F	\$4,569
G	\$5,194
H	\$5,860
I	\$6,901
J	\$8,151
L1	\$5,986
L2	\$6,901

Description

Three Seat - Cushion Back



plain back shown



quilted back shown

1 Model

AW6013

- select maple wood feet or metal feet, JSI standard finishes
- specify upholstery on frame separately from upholstery on back cushion and separately from upholstery on seat cushion
- quilted back cushion available, specify and add \$200 list
- arm caps available: wood, solid surface or 3D black laminate - upcharges apply
- power available in the side arm - upcharge applies

Specifications

Dimensions	D	W	H
Overall	29 1/2	90	29 1/4
Seat	20	80 1/2	16 1/4
Arm			26 1/4
Overall Upholstery		Shipping	
COM Ydg	12 1/4	Ctn Wt	140
COL Sq Ft	294	Cu Ft	52
Frame Upholstery			
COM Ydg	5 1/2		
COL Sq Ft	132		
Back Cushion			
COM Ydg	3		
COL Sq Ft	72		
Seat Cushion			
COM Ydg	3 3/4		
COL Sq Ft	90		

List Price Per Grade

COM	\$3,471
A	\$3,586
B	\$3,812
COL/C	\$4,210
D	\$4,720
E	\$5,230
F	\$6,023
G	\$6,874
H	\$7,781
I	\$9,198
J	\$10,900
L1	\$8,405
L2	\$9,766

To Order, Specify:

- 1 Model Number
- 2 Fabric Selection - vendor, pattern and color
 - a.) Frame
 - b.) Back Cushion
 - c.) Seat Cushion
- 3 Back Cushion
 - a.) Plain (PBC)
 - b.) Quilted (QBC) - upcharge applies
- 4 Foot Option
 - a.) Wood
 - b.) Metal Finish - Arctic Silver (ASL), Matte Black (MBK), Pewter (PEW), Polished Aluminum (PAM) or Soft Nickel (SNK)
- 5 Arm Caps - Wood (W) add \$166, Solid Surface (S) add \$268 or 3D Black Laminate (B3L) add \$166 list per set
- 6 Optional Power in the Side Arm - Black (B) or White (W) - indicate left or right (as seated) add \$300 each

Specifications

- Frame constructed of hardwood solids and plywood. Joinery includes puzzle joints and lap joints with metal fasteners.
- Wood legs include metal mounting plate and fixed metal glides.
- Metal legs feature adjustable foot with nylon glide and 1/2" adjustment range.
- Upholstery is tailor sewn over multi-density high resilience polyurethane foam.
- Seat cushion thickness 3 1/2".
- Back cushion tapered thickness - 2 1/2 at top - 4 3/4 at bottom.

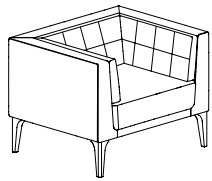
Description

① Model

Specifications

List Price Per Grade

Single Seat - Quilted Wrap



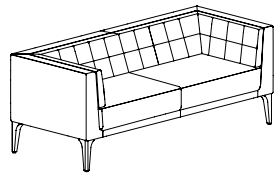
AW6021

- select maple wood feet or metal feet, JSI standard finishes
- specify upholstery on frame separately from upholstery on quilted wrap and separately from upholstery on seat cushion
- arm caps available: wood, solid surface or 3D black laminate - upcharges apply
- power available in the side arm - upcharge applies

Dimensions	D	W	H
Overall	29 ½	34	26 ½
Seat	20	21	16 ¼
Arm			26 ¼
Overall Upholstery		Shipping	
COM Ydg	7 ½	Ctn Wt	79
COL Sq Ft	150	Cu Ft	19
Frame			
COM Ydg	3 ¾		
COL Sq Ft	75		
Quit Wrap			
COM Ydg	1 ¾		
COL Sq Ft	35		
Seat Cushion			
COM Ydg	1 ⅝		
COL Sq Ft	26		

COM	\$2,319
A	\$2,367
B	\$2,459
COL/C	\$2,621
D	\$2,829
E	\$3,038
F	\$3,362
G	\$3,709
H	\$4,079
I	\$4,657
J	\$5,351
L1	\$3,963
L2	\$4,426

Two Seat - Quilted Wrap



AW6022

- select maple wood feet or metal feet, JSI standard finishes
- specify upholstery on frame separately from upholstery on quilted wrap and separately from upholstery on seat cushion
- arm caps available: wood, solid surface or 3D black laminate - upcharges apply
- power available in the side arm - upcharge applies

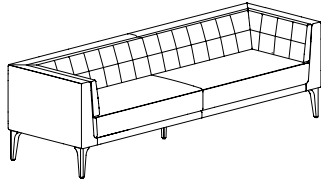
Dimensions	D	W	H
Overall	29 ½	63	26 ½
Seat	20	51	16 ¼
Arm			26 ¼
Overall Upholstery		Shipping	
COM Ydg	10	Ctn Wt	125
COL Sq Ft	220	Cu Ft	34
Frame			
COM Ydg	4 ⅝		
COL Sq Ft	101		
Quit Wrap			
COM Ydg	2		
COL Sq Ft	42		
Seat Cushion			
COM Ydg	2 ½		
COL Sq Ft	55		

COM	\$2,962
A	\$3,037
B	\$3,184
COL/C	\$3,444
D	\$3,777
E	\$4,111
F	\$4,629
G	\$5,184
H	\$5,777
I	\$6,702
J	\$7,813
L1	\$5,887
L2	\$6,702

ARWYN

Description

Three Seat - Quilted Wrap



1 Model

AW6023

- select maple wood feet or metal feet, JSI standard finishes
- specify upholstery on frame separately from upholstery on quilted wrap and separately from upholstery on seat cushion
- arm caps available: wood, solid surface or 3D black laminate - upcharges apply
- power available in the side arm - upcharge applies

Specifications

Dimensions	D	W	H
Overall	29½	90	26½
Seat	20	78	16¼
Arm			26½
Overall Upholstery		Shipping	
COM Ydg	12½	Ctn Wt	160
COL Sq Ft	300	Cu Ft	48
Frame			
COM Ydg	5½		
COL Sq Ft	132		
Quit Wrap			
COM Ydg	3		
COL Sq Ft	72		
Seat Cushion			
COM Ydg	3¾		
COL Sq Ft	90		

List Price Per Grade

COM	\$3,881
A	\$3,960
B	\$4,118
COL/C	\$4,394
D	\$4,747
E	\$5,101
F	\$5,652
G	\$6,242
H	\$6,872
I	\$7,855
J	\$9,034
L1	\$7,304
L2	\$8,248

To Order, Specify:

- 1 Model Number
- 2 Fabric Selection - vendor, pattern and color
 - a.) Frame
 - b.) Quilt Wrap
 - c.) Seat Cushion
- 3 Foot Option
 - a.) Wood
 - b.) Metal Finish - Arctic Silver (ASL), Matte Black (MBK), Pewter (PEW), Polished Aluminum (PAM) or Soft Nickel (SNK)
- 4 Arm Caps - Wood (W) add \$166, Solid Surface (S) add \$268 or 3D Black Laminate (B3L) add \$166 list per set
- 5 Optional Power in the Side Arm - Black (B) or White (W) - indicate left or right (as seated) add \$300

Specifications

- Frame constructed of hardwood solids and plywood. Joinery includes puzzle joints and lap joints with metal fasteners.
- Wood legs include metal mounting plate and fixed metal glides.
- Metal legs feature adjustable foot with nylon glide and ½" adjustment range.
- Upholstery is tailor sewn over multi-density high resilience polyurethane foam.
- Seat cushion thickness 3 ½".
- Back cushion tapered thickness - 2 ½ at top - 4 ¾ at bottom.

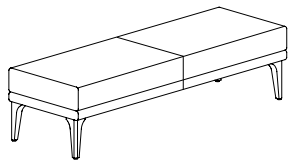
Description

1 Model

Specifications

List Price Per Grade

19" x 60" Rectangular Bench



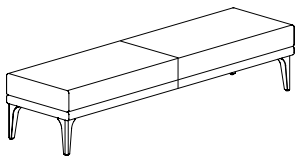
AW1960

- select maple wood feet or metal feet, JSI standard finishes
- specify upholstery on apron separately from upholstery on seat
- quilted bench seat cushion available, specify and add \$125 list

Dimensions	D	W	H
Overall	19	60	15 ¼
Overall Upholstery		Shipping	
COM Ydg	2 ½	Ctn Wt	63
COL Sq Ft	50	Cu Ft	13
Apron			
COM Ydg	1 ¾		
COL Sq Ft	35		
Seat Cushion			
COM Ydg	1 ¾		
COL Sq Ft	35		

COM	\$1,616
A	\$1,635
B	\$1,672
COL/C	\$1,737
D	\$1,820
E	\$1,904
F	\$2,032
G	\$2,172
H	\$2,319
I	\$2,551
J	\$2,829
L1	\$2,273
L2	\$2,459

19" x 72" Rectangular Bench

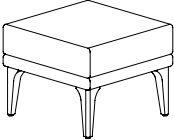
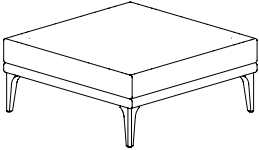
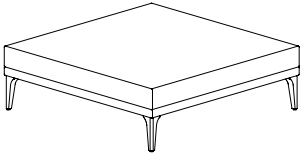


AW1972

- select maple wood feet or metal feet, JSI standard finishes
- specify upholstery on apron separately from upholstery on seat
- quilted bench seat cushion available, specify and add \$200 list

Dimensions	D	W	H
Overall	19	72	15 ¼
Overall Upholstery		Shipping	
COM Ydg	2 ¾	Ctn Wt	67
COL Sq Ft	55	Cu Ft	16
Apron			
COM Ydg	2 ½		
COL Sq Ft	50		
Seat Cushion			
COM Ydg	2 ½		
COL Sq Ft	50		

COM	\$1,739
A	\$1,760
B	\$1,802
COL/C	\$1,875
D	\$1,969
E	\$2,063
F	\$2,209
G	\$2,365
H	\$2,531
I	\$2,791
J	\$3,104
L1	\$2,479
L2	\$2,688

Description	1 Model	Specifications	List Price Per Grade																																																																						
19½" Square Ottoman 	AW2020 <ul style="list-style-type: none"> select maple wood feet or metal feet, JSI standard finishes specify upholstery on apron separately from upholstery on seat quilted ottoman seat cushion available, specify and add \$100 list 	<table border="1"> <thead> <tr> <th>Dimensions</th> <th>D</th> <th>W</th> <th>H</th> </tr> </thead> <tbody> <tr> <td>Overall</td> <td>19 ½</td> <td>19 ½</td> <td>15 ¼</td> </tr> <tr> <th colspan="2">Overall Upholstery</th> <th colspan="2">Shipping</th> </tr> <tr> <td>COM Ydg</td> <td>1</td> <td>Ctn Wt</td> <td>50</td> </tr> <tr> <td>COL Sq Ft</td> <td>20</td> <td>Cu Ft</td> <td>7</td> </tr> <tr> <th colspan="4">Apron</th> </tr> <tr> <td>COM Ydg</td> <td>½</td> <td></td> <td></td> </tr> <tr> <td>COL Sq Ft</td> <td>10</td> <td></td> <td></td> </tr> <tr> <th colspan="4">Seat Cushion</th> </tr> <tr> <td>COM Ydg</td> <td>¾</td> <td></td> <td></td> </tr> <tr> <td>COL Sq Ft</td> <td>15</td> <td></td> <td></td> </tr> </tbody> </table>	Dimensions	D	W	H	Overall	19 ½	19 ½	15 ¼	Overall Upholstery		Shipping		COM Ydg	1	Ctn Wt	50	COL Sq Ft	20	Cu Ft	7	Apron				COM Ydg	½			COL Sq Ft	10			Seat Cushion				COM Ydg	¾			COL Sq Ft	15			<table> <tr><td>COM</td><td>\$808</td></tr> <tr><td>A</td><td>\$817</td></tr> <tr><td>B</td><td>\$836</td></tr> <tr><td>COL/C</td><td>\$869</td></tr> <tr><td>D</td><td>\$910</td></tr> <tr><td>E</td><td>\$952</td></tr> <tr><td>F</td><td>\$1,016</td></tr> <tr><td>G</td><td>\$1,086</td></tr> <tr><td>H</td><td>\$1,160</td></tr> <tr><td>I</td><td>\$1,276</td></tr> <tr><td>J</td><td>\$1,414</td></tr> <tr><td>L1</td><td>\$1,137</td></tr> <tr><td>L2</td><td>\$1,230</td></tr> </table>	COM	\$808	A	\$817	B	\$836	COL/C	\$869	D	\$910	E	\$952	F	\$1,016	G	\$1,086	H	\$1,160	I	\$1,276	J	\$1,414	L1	\$1,137	L2	\$1,230
		Dimensions	D	W	H																																																																				
Overall	19 ½	19 ½	15 ¼																																																																						
Overall Upholstery		Shipping																																																																							
COM Ydg	1	Ctn Wt	50																																																																						
COL Sq Ft	20	Cu Ft	7																																																																						
Apron																																																																									
COM Ydg	½																																																																								
COL Sq Ft	10																																																																								
Seat Cushion																																																																									
COM Ydg	¾																																																																								
COL Sq Ft	15																																																																								
COM	\$808																																																																								
A	\$817																																																																								
B	\$836																																																																								
COL/C	\$869																																																																								
D	\$910																																																																								
E	\$952																																																																								
F	\$1,016																																																																								
G	\$1,086																																																																								
H	\$1,160																																																																								
I	\$1,276																																																																								
J	\$1,414																																																																								
L1	\$1,137																																																																								
L2	\$1,230																																																																								
36" Square Ottoman 	AW3636 <ul style="list-style-type: none"> select maple wood feet or metal feet, JSI standard finishes specify upholstery on apron separately from upholstery on seat quilted ottoman seat cushion available, specify and add \$150 list 	<table border="1"> <thead> <tr> <th>Dimensions</th> <th>D</th> <th>W</th> <th>H</th> </tr> </thead> <tbody> <tr> <td>Overall</td> <td>36</td> <td>36</td> <td>15 ¼</td> </tr> <tr> <th colspan="2">Overall Upholstery</th> <th colspan="2">Shipping</th> </tr> <tr> <td>COM Ydg</td> <td>2 ¼</td> <td>Ctn Wt</td> <td>72</td> </tr> <tr> <td>COL Sq Ft</td> <td>45</td> <td>Cu Ft</td> <td>14</td> </tr> <tr> <th colspan="4">Apron</th> </tr> <tr> <td>COM Ydg</td> <td>½</td> <td></td> <td></td> </tr> <tr> <td>COL Sq Ft</td> <td>10</td> <td></td> <td></td> </tr> <tr> <th colspan="4">Seat Cushion</th> </tr> <tr> <td>COM Ydg</td> <td>1 ¾</td> <td></td> <td></td> </tr> <tr> <td>COL Sq Ft</td> <td>35</td> <td></td> <td></td> </tr> </tbody> </table>	Dimensions	D	W	H	Overall	36	36	15 ¼	Overall Upholstery		Shipping		COM Ydg	2 ¼	Ctn Wt	72	COL Sq Ft	45	Cu Ft	14	Apron				COM Ydg	½			COL Sq Ft	10			Seat Cushion				COM Ydg	1 ¾			COL Sq Ft	35			<table> <tr><td>COM</td><td>\$1,635</td></tr> <tr><td>A</td><td>\$1,656</td></tr> <tr><td>B</td><td>\$1,698</td></tr> <tr><td>COL/C</td><td>\$1,771</td></tr> <tr><td>D</td><td>\$1,865</td></tr> <tr><td>E</td><td>\$1,959</td></tr> <tr><td>F</td><td>\$2,104</td></tr> <tr><td>G</td><td>\$2,260</td></tr> <tr><td>H</td><td>\$2,427</td></tr> <tr><td>I</td><td>\$2,687</td></tr> <tr><td>J</td><td>\$3,000</td></tr> <tr><td>L1</td><td>\$2,374</td></tr> <tr><td>L2</td><td>\$2,583</td></tr> </table>	COM	\$1,635	A	\$1,656	B	\$1,698	COL/C	\$1,771	D	\$1,865	E	\$1,959	F	\$2,104	G	\$2,260	H	\$2,427	I	\$2,687	J	\$3,000	L1	\$2,374	L2	\$2,583
		Dimensions	D	W	H																																																																				
Overall	36	36	15 ¼																																																																						
Overall Upholstery		Shipping																																																																							
COM Ydg	2 ¼	Ctn Wt	72																																																																						
COL Sq Ft	45	Cu Ft	14																																																																						
Apron																																																																									
COM Ydg	½																																																																								
COL Sq Ft	10																																																																								
Seat Cushion																																																																									
COM Ydg	1 ¾																																																																								
COL Sq Ft	35																																																																								
COM	\$1,635																																																																								
A	\$1,656																																																																								
B	\$1,698																																																																								
COL/C	\$1,771																																																																								
D	\$1,865																																																																								
E	\$1,959																																																																								
F	\$2,104																																																																								
G	\$2,260																																																																								
H	\$2,427																																																																								
I	\$2,687																																																																								
J	\$3,000																																																																								
L1	\$2,374																																																																								
L2	\$2,583																																																																								
48" Square Ottoman 	AW4848 <ul style="list-style-type: none"> select maple wood feet or metal feet, JSI standard finishes specify upholstery on apron separately from upholstery on seat quilted ottoman seat cushion available, specify and add \$175 list 	<table border="1"> <thead> <tr> <th>Dimensions</th> <th>D</th> <th>W</th> <th>H</th> </tr> </thead> <tbody> <tr> <td>Overall</td> <td>48</td> <td>48</td> <td>15 ¼</td> </tr> <tr> <th colspan="2">Overall Upholstery</th> <th colspan="2">Shipping</th> </tr> <tr> <td>COM Ydg</td> <td>3</td> <td>Ctn Wt</td> <td>101</td> </tr> <tr> <td>COL Sq Ft</td> <td>60</td> <td>Cu Ft</td> <td>25</td> </tr> <tr> <th colspan="4">Apron</th> </tr> <tr> <td>COM Ydg</td> <td>½</td> <td></td> <td></td> </tr> <tr> <td>COL Sq Ft</td> <td>10</td> <td></td> <td></td> </tr> <tr> <th colspan="4">Seat Cushion</th> </tr> <tr> <td>COM Ydg</td> <td>2 ½</td> <td></td> <td></td> </tr> <tr> <td>COL Sq Ft</td> <td>50</td> <td></td> <td></td> </tr> </tbody> </table>	Dimensions	D	W	H	Overall	48	48	15 ¼	Overall Upholstery		Shipping		COM Ydg	3	Ctn Wt	101	COL Sq Ft	60	Cu Ft	25	Apron				COM Ydg	½			COL Sq Ft	10			Seat Cushion				COM Ydg	2 ½			COL Sq Ft	50			<table> <tr><td>COM</td><td>\$1,826</td></tr> <tr><td>A</td><td>\$1,852</td></tr> <tr><td>B</td><td>\$1,903</td></tr> <tr><td>COL/C</td><td>\$1,991</td></tr> <tr><td>D</td><td>\$2,106</td></tr> <tr><td>E</td><td>\$2,221</td></tr> <tr><td>F</td><td>\$2,399</td></tr> <tr><td>G</td><td>\$2,589</td></tr> <tr><td>H</td><td>\$2,793</td></tr> <tr><td>I</td><td>\$3,112</td></tr> <tr><td>J</td><td>\$3,494</td></tr> <tr><td>L1</td><td>\$2,730</td></tr> <tr><td>L2</td><td>\$2,984</td></tr> </table>	COM	\$1,826	A	\$1,852	B	\$1,903	COL/C	\$1,991	D	\$2,106	E	\$2,221	F	\$2,399	G	\$2,589	H	\$2,793	I	\$3,112	J	\$3,494	L1	\$2,730	L2	\$2,984
		Dimensions	D	W	H																																																																				
Overall	48	48	15 ¼																																																																						
Overall Upholstery		Shipping																																																																							
COM Ydg	3	Ctn Wt	101																																																																						
COL Sq Ft	60	Cu Ft	25																																																																						
Apron																																																																									
COM Ydg	½																																																																								
COL Sq Ft	10																																																																								
Seat Cushion																																																																									
COM Ydg	2 ½																																																																								
COL Sq Ft	50																																																																								
COM	\$1,826																																																																								
A	\$1,852																																																																								
B	\$1,903																																																																								
COL/C	\$1,991																																																																								
D	\$2,106																																																																								
E	\$2,221																																																																								
F	\$2,399																																																																								
G	\$2,589																																																																								
H	\$2,793																																																																								
I	\$3,112																																																																								
J	\$3,494																																																																								
L1	\$2,730																																																																								
L2	\$2,984																																																																								

To Order, Specify:

- 1 Model Number
- 2 Fabric Selection - vendor, pattern and color
 - a.) Apron
 - b.) Seat Cushion
- 3 Seat Cushion
 - a.) Plain (PSC)
 - b.) Quilted (QSC) - upcharge applies
- 4 Foot Option
 - a.) Wood
 - b.) Metal Finish - Arctic Silver (ASL), Matte Black (MBK), Pewter (PEW), Polished Aluminum (PAM) or Soft Nickel (SNK)

Specifications

- Frame constructed of hardwood plywood with metal fasteners.
- Wood legs include metal mounting plate and fixed metal glides.
- Metal legs feature adjustable foot with nylon glide and ½" adjustment range.
- Upholstery grade plywood with 5" of foam creates the seat suspension box.
- Upholstery is tailor sewn over multi-density high resilience polyurethane foam.
- Seat cushion thickness 4 ¼".

Arwyn Guest + Crossover Order Check List:



Specify:

- 1. Model Number
- 2. Fabric Selection
 - A. Extreme Back & Arm - Vendor, Pattern and Color
 - B. Interior Back & Arm - Vendor, Pattern and Color
 - C. Apron (Ottoman) - Vendor, Pattern and Color
 - D. Seat Cushion - Vendor, Pattern and Color
- 3. Leg Finish
 - A. Wood
 - B. Metal - Arctic Silver (ASL), Matte Black (MBK), Pewter (PEW), Soft Nickel (SNK) or Chrome (CHR) - upcharge applies
* Star Bases are always Polished Aluminum (PAM)
- 4. Optional Premium Polished Trim Grey Dual Wheel Soft Urethane Casters - add \$318 list

Example:

AW6011 (model #)	Maharam (fabric vendor)	Kvadrat Molly (pattern name)	170 (pattern color)	TOF (leg option)
	fabric specified per zone			

1. Model Number

2. Fabric Selection - Please supply the following:

- Fabric vendor
- Pattern name
- Pattern color

[For a complete list of JSI Graded-In Fabric click here](#)

- Indicate direction of fabric - Railroaded or Up the Roll
- Please provide illustration, if available


All COM orders must include the following:

- Vendor's name, pattern name and color
- Sample of the fabric attached to the order
- Model numbers of items for fabric application
- Special application instructions
- Customer and purchase order number

Ship prepaid COM material to:
JSI

Attn: COM Department
201 East Martin Street
Receiving B, Dock 71
Orleans, IN 47452

Application of fabric:
Railroaded Up the Roll



3. Leg Finish:

A. Wood Maple Leg

CAG Aged Ash Coordinate	CGR Graphite Coordinate
ALM Ale Medium	HRV Harvest
AUB Auburn	CHL High Line Coordinate
BRL Barley	CKC Khaki Coordinate
CBE Blonde Echo Coordinate	LGC Legacy
BBM Bourbon Medium	MCH Mocha
CBZ Brazilwood Coordinate	NTO Night Owl
BRM Brighton Medium	COA Oatmeal Cookie Coordinate
BUT Butterscotch	CPI Pinnacle Walnut Coordinate
CIN Cinnamon	PRL Praline
CLA Classic	SAF Saffron
CCF Coffee Coordinate	SIE Sienna
CLL Collectors	CST Studio Teak Coordinate
CCR Cremello Coordinate	TOF Toffee
EAR Earthy	TRF Truffle
ESP Espresso	VEN Venetian
FLX Flax	CVI Vintage Coordinate
CFL Florence Walnut Coordinate	CWH Walnut Heights Coordinate
CFO Fossil Coordinate	CWE Weathered Ash Coordinate

B. Metal Leg

ASL Arctic Silver	PEW Pewter
MBK Matte Black	SNK Soft Nickel
CHR Chrome (upcharge applies)	

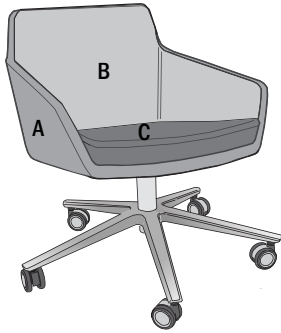
4. Optional Premium Polished Trim Grey Dual Wheel Soft Urethane Casters - add \$318 list

All COM orders will ship at standard lead time from receipt of COM except for orders requiring special custom matched finishes.

Fabric Application

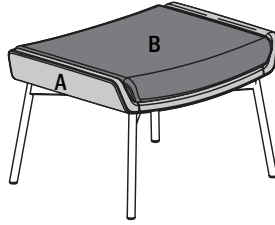
Arwyn affords the ability to be specified with multiple upholsteries to create a unique look. Upholstery zones are defined by the style of the unit.

Please note that the same pattern must be specified for the Extreme and Interior Back/Arm. Different colorways from the same pattern may be selected to create contrast. The seat cushion may be different pattern.




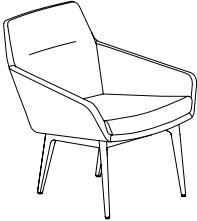
Guest and Crossover
(all legs/base styles)

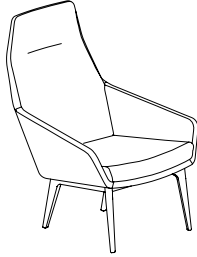
A = Extreme Back & Arm
B = Interior Back & Arm
C = Seat Cushion

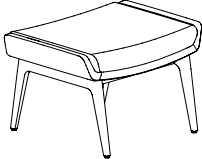


Crossover Ottoman
A = Apron
B = Seat Cushion

Description	① Model	Specifications	List Price Per Grade																
Guest Chair - Wood Leg 	AW6000WL · maple wood leg · specify upholstery on extreme back/arm separately from upholstery on interior back/arm and separately from seat cushions · upholstery pattern selected for the extreme outside of the chair and the interior must be the same, different colorways can be specified; seat upholstery can be different pattern.	<table border="1"> <thead> <tr> <th>Dimensions</th> <th>D</th> <th>W</th> <th>H</th> </tr> </thead> <tbody> <tr> <td>Overall</td> <td>28</td> <td>26</td> <td>32</td> </tr> <tr> <td>Seat</td> <td>18</td> <td>19</td> <td>18 ½</td> </tr> <tr> <td>Arm</td> <td></td> <td></td> <td>26 ½</td> </tr> </tbody> </table>	Dimensions	D	W	H	Overall	28	26	32	Seat	18	19	18 ½	Arm			26 ½	COM \$1,397 A \$1,418 B \$1,461 COL/C \$1,533 D \$1,627 E \$1,721 F \$1,867 G \$2,023 H \$2,190 I \$2,449 J \$2,762 L1 \$2,137 L2 \$2,346
		Dimensions	D	W	H														
		Overall	28	26	32														
		Seat	18	19	18 ½														
		Arm			26 ½														
		<table border="1"> <thead> <tr> <th>Overall Upholstery</th> <th colspan="3">Shipping</th> </tr> </thead> <tbody> <tr> <td>COM Ydg</td> <td>2 ¼</td> <td>Ctn Wt</td> <td>39</td> </tr> <tr> <td>COL Sq Ft</td> <td>45</td> <td>Cu Ft</td> <td>17</td> </tr> </tbody> </table>	Overall Upholstery	Shipping			COM Ydg	2 ¼	Ctn Wt	39	COL Sq Ft	45	Cu Ft	17					
		Overall Upholstery	Shipping																
		COM Ydg	2 ¼	Ctn Wt	39														
		COL Sq Ft	45	Cu Ft	17														
		<table border="1"> <thead> <tr> <th colspan="4">Extreme Back & Arm</th> </tr> </thead> <tbody> <tr> <td>COM Ydg</td> <td>1 ¼</td> <td></td> <td></td> </tr> <tr> <td>COL Sq Ft</td> <td>25</td> <td></td> <td></td> </tr> </tbody> </table>	Extreme Back & Arm				COM Ydg	1 ¼			COL Sq Ft	25							
		Extreme Back & Arm																	
		COM Ydg	1 ¼																
		COL Sq Ft	25																
<table border="1"> <thead> <tr> <th colspan="4">Interior Back & Arm</th> </tr> </thead> <tbody> <tr> <td>COM Ydg</td> <td>1</td> <td></td> <td></td> </tr> <tr> <td>COL Sq Ft</td> <td>20</td> <td></td> <td></td> </tr> </tbody> </table>	Interior Back & Arm				COM Ydg	1			COL Sq Ft	20									
Interior Back & Arm																			
COM Ydg	1																		
COL Sq Ft	20																		
<table border="1"> <thead> <tr> <th colspan="4">Seat Cushion</th> </tr> </thead> <tbody> <tr> <td>COM Ydg</td> <td>¾</td> <td></td> <td></td> </tr> <tr> <td>COL Sq Ft</td> <td>15</td> <td></td> <td></td> </tr> </tbody> </table>	Seat Cushion				COM Ydg	¾			COL Sq Ft	15									
Seat Cushion																			
COM Ydg	¾																		
COL Sq Ft	15																		

Description	① Model	Specifications	List Price Per Grade																
Mid Back Crossover Lounge - Wood Leg 	AW6001WL · maple wood leg · specify upholstery on extreme back/arm separately from upholstery on interior back/arm and separately from seat cushions · upholstery pattern selected for the extreme outside of the chair and the interior must be the same, different colorways can be specified; seat upholstery can be different pattern	<table border="1"> <thead> <tr> <th>Dimensions</th> <th>D</th> <th>W</th> <th>H</th> </tr> </thead> <tbody> <tr> <td>Overall</td> <td>30 ½</td> <td>28</td> <td>33</td> </tr> <tr> <td>Seat</td> <td>19 ½</td> <td>21</td> <td>17</td> </tr> <tr> <td>Arm</td> <td></td> <td></td> <td>25</td> </tr> </tbody> </table>	Dimensions	D	W	H	Overall	30 ½	28	33	Seat	19 ½	21	17	Arm			25	COM \$1,526 A \$1,552 B \$1,603 COL/C \$1,692 D \$1,807 E \$1,922 F \$2,099 G \$2,290 H \$2,493 I \$2,812 J \$3,194 L1 \$2,430 L2 \$2,684
		Dimensions	D	W	H														
		Overall	30 ½	28	33														
		Seat	19 ½	21	17														
		Arm			25														
		<table border="1"> <thead> <tr> <th>Overall Upholstery</th> <th colspan="3">Shipping</th> </tr> </thead> <tbody> <tr> <td>COM Ydg</td> <td>2 ¾</td> <td>Ctn Wt</td> <td>42</td> </tr> <tr> <td>COL Sq Ft</td> <td>55</td> <td>Cu Ft</td> <td>20</td> </tr> </tbody> </table>	Overall Upholstery	Shipping			COM Ydg	2 ¾	Ctn Wt	42	COL Sq Ft	55	Cu Ft	20					
		Overall Upholstery	Shipping																
		COM Ydg	2 ¾	Ctn Wt	42														
		COL Sq Ft	55	Cu Ft	20														
		<table border="1"> <thead> <tr> <th colspan="4">Extreme Back & Arm</th> </tr> </thead> <tbody> <tr> <td>COM Ydg</td> <td>1 ¾</td> <td></td> <td></td> </tr> <tr> <td>COL Sq Ft</td> <td>35</td> <td></td> <td></td> </tr> </tbody> </table>	Extreme Back & Arm				COM Ydg	1 ¾			COL Sq Ft	35							
		Extreme Back & Arm																	
		COM Ydg	1 ¾																
		COL Sq Ft	35																
<table border="1"> <thead> <tr> <th colspan="4">Interior Back & Arm</th> </tr> </thead> <tbody> <tr> <td>COM Ydg</td> <td>1</td> <td></td> <td></td> </tr> <tr> <td>COL Sq Ft</td> <td>20</td> <td></td> <td></td> </tr> </tbody> </table>	Interior Back & Arm				COM Ydg	1			COL Sq Ft	20									
Interior Back & Arm																			
COM Ydg	1																		
COL Sq Ft	20																		
<table border="1"> <thead> <tr> <th colspan="4">Seat Cushion</th> </tr> </thead> <tbody> <tr> <td>COM Ydg</td> <td>¾</td> <td></td> <td></td> </tr> <tr> <td>COL Sq Ft</td> <td>15</td> <td></td> <td></td> </tr> </tbody> </table>	Seat Cushion				COM Ydg	¾			COL Sq Ft	15									
Seat Cushion																			
COM Ydg	¾																		
COL Sq Ft	15																		

Description	① Model	Specifications				List Price Per Grade	
High Back Crossover Lounge - Wood Leg 	AW6005WL · maple wood leg · specify upholstery on extreme back/arm separately from upholstery on interior back/arm and separately from seat cushions · upholstery pattern selected for the extreme outside of the chair and the interior must be the same, different colorways can be specified; seat upholstery can be different pattern	Dimensions		D	W	H	COM \$1,553
		Overall	30 ½	28	41	A \$1,582	
		Seat	19 ½	21	17	B \$1,638	
		Arm			25	COL/C \$1,735	
		Overall Upholstery		Shipping		D \$1,859	
		COM Ydg	3	Ctn Wt	47	E \$1,985	
		COL Sq Ft	60	Cu Ft	24	F \$2,179	
		Extreme Back & Arm				G \$2,387	
		COM Ydg	1 ¾			H \$2,610	
		COL Sq Ft	35			I \$2,957	
		Interior Back & Arm				J \$3,373	
		COM Ydg	1			L1 \$2,540	
		COL Sq Ft	20			L2 \$2,817	
		Seat Cushion					
		COM Ydg	¾				
COL Sq Ft	15						

Ottoman Crossover Lounge - Wood Leg 	AW6004WL · maple wood leg · specify upholstery on apron separately from upholstery on seat	Dimensions		D	W	H	COM \$1,037
		Overall	19	26 ½	17 ¼	A \$1,051	
		Seat	19 ½	26 ½	17	B \$1,079	
		Overall Upholstery		Shipping		COL/C \$1,127	
		COM Ydg	1 ½	Ctn Wt	26	D \$1,189	
		COL Sq Ft	27	Cu Ft	7	E \$1,253	
		Apron Upholstery				F \$1,350	
		COM Ydg	1			G \$1,453	
		COL Sq Ft	18			H \$1,565	
		Seat Cushion Upholstery				I \$1,738	
		COM Ydg	1			J \$1,947	
		COL Sq Ft	18			L1 \$1,474	
						L2 \$1,600	

To Order, Specify:

- ① Model Number
- ② Fabric Selection - vendor, pattern and color
 - a.) Extreme Back & Arm
 - b.) Interior Back & Arm
 - c.) Apron (Ottoman)
 - d.) Seat Cushion
- ③ Wood Leg Finish

Specifications

Crossover

- Compound curved plywood shell construction, arms attached with custom hardwood supports.
- Wood leg frame made of high grade exterior solid lumber using mortise and tenon and dowel construction. Nail in metal glides standard.
- Leg frame fasten to the shell with pre-bored fastening wood screws.
- Seat cushion thickness 2 ½".
- Back cushion tapered thickness - 1" tapered to 2" (top to bottom).

Ottoman

- Seat has curved plywood shell construction.
- Wood leg frame made of high grade exterior solid lumber using mortise and tenon and dowel construction. Nail in metal glides standard.
- Upholstery is tailor sewn over multi-density high resilience polyurethane foam.
- Seat cushion thickness 3 ½"


Description

① Model

Specifications

List Price Per Grade

Guest Chair - Metal Leg




AW6000ML

- metal legs available in JSI standard finishes, chrome (CHR) available; specify and add \$418 list
- specify upholstery on extreme back/arm separately from upholstery on interior back/arm and separately from seat cushions
- upholstery pattern selected for the extreme outside of the chair and the interior must be the same, different colorways can be specified; seat upholstery can be different pattern

Dimensions		D	W	H
Overall		28	26	32
Seat		18	19	18 ½
Arm				26 ½
Overall Upholstery		Shipping		
COM Ydg	2 ¼	Ctn Wt	39	
COL Sq Ft	45	Cu Ft	17	
Extreme Back & Arm				
COM Ydg	1 ¼			
COL Sq Ft	25			
Interior Back & Arm				
COM Ydg	1			
COL Sq Ft	20			
Seat Cushion				
COM Ydg	¾			
COL Sq Ft	15			

COM	\$1,451
A	\$1,472
B	\$1,514
COL/C	\$1,587
D	\$1,681
E	\$1,775
F	\$1,921
G	\$2,077
H	\$2,243
I	\$2,503
J	\$2,816
L1	\$2,191
L2	\$2,400

Mid Back Crossover Lounge - Metal Leg



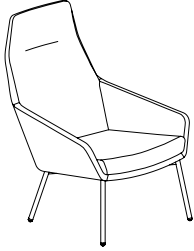
AW6001ML

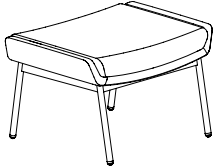
- metal legs available in JSI standard finishes, chrome (CHR) available; specify and add \$460 list
- specify upholstery on extreme back/arm separately from upholstery on interior back/arm and separately from seat cushions
- upholstery pattern selected for the extreme outside of the chair and the interior must be the same, different colorways can be specified; seat upholstery can be different pattern

Dimensions		D	W	H
Overall		30 ½	28	33
Seat		19 ½	21	17
Arm				26 ½
Overall Upholstery		Shipping		
COM Ydg	2 ¾	Ctn Wt	42	
COL Sq Ft	55	Cu Ft	20	
Extreme Back & Arm				
COM Ydg	1 ¾			
COL Sq Ft	35			
Interior Back & Arm				
COM Ydg	1			
COL Sq Ft	20			
Seat Cushion				
COM Ydg	¾			
COL Sq Ft	15			

COM	\$1,609
A	\$1,636
B	\$1,686
COL/C	\$1,775
D	\$1,890
E	\$2,005
F	\$2,182
G	\$2,373
H	\$2,577
I	\$2,895
J	\$3,277
L1	\$2,514
L2	\$2,768

ARWYN

Description	Model	Specifications	List Price Per Grade																																										
High Back Crossover Lounge - Metal Leg 	AW6005ML • metal legs available in JSI standard finishes, chrome (CHR) available; specify and add \$460 list • specify upholstery on extreme back/arm separately from upholstery on interior back/arm and separately from seat cushions • upholstery pattern selected for the extreme outside of the chair and the interior must be the same, different colorways can be specified; seat upholstery can be different pattern	<table border="1"> <thead> <tr> <th>Dimensions</th> <th>D</th> <th>W</th> <th>H</th> </tr> </thead> <tbody> <tr> <td>Overall</td> <td>30 ½</td> <td>28</td> <td>41</td> </tr> <tr> <td>Seat</td> <td>19 ½</td> <td>21</td> <td>17</td> </tr> <tr> <td>Arm</td> <td></td> <td></td> <td>25</td> </tr> </tbody> </table>	Dimensions	D	W	H	Overall	30 ½	28	41	Seat	19 ½	21	17	Arm			25	<table border="1"> <tbody> <tr> <td>COM</td> <td>\$1,638</td> </tr> <tr> <td>A</td> <td>\$1,666</td> </tr> <tr> <td>B</td> <td>\$1,722</td> </tr> <tr> <td>COL/C</td> <td>\$1,819</td> </tr> <tr> <td>D</td> <td>\$1,944</td> </tr> <tr> <td>E</td> <td>\$2,069</td> </tr> <tr> <td>F</td> <td>\$2,263</td> </tr> <tr> <td>G</td> <td>\$2,471</td> </tr> <tr> <td>H</td> <td>\$2,694</td> </tr> <tr> <td>I</td> <td>\$3,041</td> </tr> <tr> <td>J</td> <td>\$3,458</td> </tr> <tr> <td>L1</td> <td>\$2,624</td> </tr> <tr> <td>L2</td> <td>\$2,902</td> </tr> </tbody> </table>	COM	\$1,638	A	\$1,666	B	\$1,722	COL/C	\$1,819	D	\$1,944	E	\$2,069	F	\$2,263	G	\$2,471	H	\$2,694	I	\$3,041	J	\$3,458	L1	\$2,624	L2	\$2,902
		Dimensions	D	W	H																																								
		Overall	30 ½	28	41																																								
		Seat	19 ½	21	17																																								
		Arm			25																																								
		COM	\$1,638																																										
		A	\$1,666																																										
		B	\$1,722																																										
		COL/C	\$1,819																																										
		D	\$1,944																																										
E	\$2,069																																												
F	\$2,263																																												
G	\$2,471																																												
H	\$2,694																																												
I	\$3,041																																												
J	\$3,458																																												
L1	\$2,624																																												
L2	\$2,902																																												
<table border="1"> <thead> <tr> <th>Overall Upholstery</th> <th>Shipping</th> </tr> </thead> <tbody> <tr> <td>COM Ydg</td> <td>3 Ctn Wt 47</td> </tr> <tr> <td>COL Sq Ft</td> <td>60 Cu Ft 24</td> </tr> </tbody> </table>	Overall Upholstery	Shipping	COM Ydg	3 Ctn Wt 47	COL Sq Ft	60 Cu Ft 24																																							
Overall Upholstery	Shipping																																												
COM Ydg	3 Ctn Wt 47																																												
COL Sq Ft	60 Cu Ft 24																																												
<table border="1"> <thead> <tr> <th>Extreme Back & Arm</th> <th></th> </tr> </thead> <tbody> <tr> <td>COM Ydg</td> <td>1 ¾</td> </tr> <tr> <td>COL Sq Ft</td> <td>35</td> </tr> </tbody> </table>	Extreme Back & Arm		COM Ydg	1 ¾	COL Sq Ft	35																																							
Extreme Back & Arm																																													
COM Ydg	1 ¾																																												
COL Sq Ft	35																																												
<table border="1"> <thead> <tr> <th>Interior Back & Arm</th> <th></th> </tr> </thead> <tbody> <tr> <td>COM Ydg</td> <td>1</td> </tr> <tr> <td>COL Sq Ft</td> <td>20</td> </tr> </tbody> </table>	Interior Back & Arm		COM Ydg	1	COL Sq Ft	20																																							
Interior Back & Arm																																													
COM Ydg	1																																												
COL Sq Ft	20																																												
<table border="1"> <thead> <tr> <th>Seat Cushion</th> <th></th> </tr> </thead> <tbody> <tr> <td>COM Ydg</td> <td>¾</td> </tr> <tr> <td>COL Sq Ft</td> <td>15</td> </tr> </tbody> </table>	Seat Cushion		COM Ydg	¾	COL Sq Ft	15																																							
Seat Cushion																																													
COM Ydg	¾																																												
COL Sq Ft	15																																												

Ottoman Crossover Lounge - Metal Leg 	AW6004ML • metal legs available in JSI standard finishes, chrome (CHR) available; specify and add \$437 list • specify upholstery on apron separately from upholstery on seat	<table border="1"> <thead> <tr> <th>Dimensions</th> <th>D</th> <th>W</th> <th>H</th> </tr> </thead> <tbody> <tr> <td>Overall</td> <td>19</td> <td>26 ½</td> <td>17 ¼</td> </tr> <tr> <td>Seat</td> <td>19 ½</td> <td>26 ½</td> <td>17</td> </tr> </tbody> </table>	Dimensions	D	W	H	Overall	19	26 ½	17 ¼	Seat	19 ½	26 ½	17	<table border="1"> <tbody> <tr> <td>COM</td> <td>\$1,136</td> </tr> <tr> <td>A</td> <td>\$1,150</td> </tr> <tr> <td>B</td> <td>\$1,178</td> </tr> <tr> <td>COL/C</td> <td>\$1,226</td> </tr> <tr> <td>D</td> <td>\$1,289</td> </tr> <tr> <td>E</td> <td>\$1,352</td> </tr> <tr> <td>F</td> <td>\$1,449</td> </tr> <tr> <td>G</td> <td>\$1,552</td> </tr> <tr> <td>H</td> <td>\$1,664</td> </tr> <tr> <td>I</td> <td>\$1,837</td> </tr> <tr> <td>J</td> <td>\$2,046</td> </tr> <tr> <td>L1</td> <td>\$1,574</td> </tr> <tr> <td>L2</td> <td>\$1,699</td> </tr> </tbody> </table>	COM	\$1,136	A	\$1,150	B	\$1,178	COL/C	\$1,226	D	\$1,289	E	\$1,352	F	\$1,449	G	\$1,552	H	\$1,664	I	\$1,837	J	\$2,046	L1	\$1,574	L2	\$1,699
		Dimensions	D	W	H																																				
		Overall	19	26 ½	17 ¼																																				
		Seat	19 ½	26 ½	17																																				
		COM	\$1,136																																						
		A	\$1,150																																						
		B	\$1,178																																						
		COL/C	\$1,226																																						
		D	\$1,289																																						
		E	\$1,352																																						
F	\$1,449																																								
G	\$1,552																																								
H	\$1,664																																								
I	\$1,837																																								
J	\$2,046																																								
L1	\$1,574																																								
L2	\$1,699																																								
<table border="1"> <thead> <tr> <th>Overall Upholstery</th> <th>Shipping</th> </tr> </thead> <tbody> <tr> <td>COM Ydg</td> <td>1 ½ Ctn Wt 26</td> </tr> <tr> <td>COL Sq Ft</td> <td>27 Cu Ft 7</td> </tr> </tbody> </table>	Overall Upholstery	Shipping	COM Ydg	1 ½ Ctn Wt 26	COL Sq Ft	27 Cu Ft 7																																			
Overall Upholstery	Shipping																																								
COM Ydg	1 ½ Ctn Wt 26																																								
COL Sq Ft	27 Cu Ft 7																																								
<table border="1"> <thead> <tr> <th>Apron</th> <th></th> </tr> </thead> <tbody> <tr> <td>COM Ydg</td> <td>1</td> </tr> <tr> <td>COL Sq Ft</td> <td>18</td> </tr> </tbody> </table>	Apron		COM Ydg	1	COL Sq Ft	18																																			
Apron																																									
COM Ydg	1																																								
COL Sq Ft	18																																								
<table border="1"> <thead> <tr> <th>Seat Cushion</th> <th></th> </tr> </thead> <tbody> <tr> <td>COM Ydg</td> <td>1</td> </tr> <tr> <td>COL Sq Ft</td> <td>18</td> </tr> </tbody> </table>	Seat Cushion		COM Ydg	1	COL Sq Ft	18																																			
Seat Cushion																																									
COM Ydg	1																																								
COL Sq Ft	18																																								

To Order, Specify:

- 1 Model Number
- 2 Fabric Selection - vendor, pattern and color
 - a.) Extreme Back & Arm
 - b.) Interior Back & Arm
 - c.) Apron (Ottoman)
 - d.) Seat Cushion
- 3 Metal Leg Option
 - a.) Metal Finish - Arctic Silver (ASL), Matte Black (MBK), Pewter (PEW), Polished Aluminum (PAM) or Soft Nickel (SNK)

Specifications

Crossover

- Compound curved plywood shell construction, arms attached with custom hardwood supports.
- Metal leg frame with 7/8" dia. legs. Legs have metal foot with domed nylon glide and 1/2" adjustment range.
- Upholstery is tailor sewn over multi-density high resilience polyurethane foam.
- Seat cushion thickness 2 1/2".
- Back cushion tapered thickness - 1" tapered to 2" (top to bottom).

Ottoman

- Seat has curved plywood shell construction.
- Metal leg frame with 7/8" diameter legs. Legs have metal foot with domed nylon glide and 1/2" adjustment range.
- Upholstery is tailor sewn over multi-density high resilience polyurethane foam.
- Seat cushion thickness 3 1/2"

Description

① Model

Specifications

List Price Per Grade

Swivel Guest Chair with 4 Star Base



AW6000B

- four star 28" diameter base, available in polished aluminum
- swivel base offers limited tilt, stationary height with self-returning mechanism
- specify upholstery on extreme back/arm separately from upholstery on interior back/arm and separately from seat cushions
- upholstery pattern selected for the extreme outside of the chair and the interior must be the same, different colorways can be specified; seat upholstery can be different pattern

Dimensions	D	W	H
Overall	28	26	32
Seat	18	19	17
Arm			26½
Overall Upholstery		Shipping	
COM Ydg	2 ¼	Ctn Wt	39
COL Sq Ft	45	Cu Ft	17
Extreme Back & Arm			
COM Ydg	1 ¼		
COL Sq Ft	25		
Interior Back & Arm			
COM Ydg	1		
COL Sq Ft	20		
Seat Cushion			
COM Ydg	¾		
COL Sq Ft	15		

COM	\$1,371
A	\$1,392
B	\$1,434
COL/C	\$1,507
D	\$1,601
E	\$1,695
F	\$1,840
G	\$1,997
H	\$2,163
I	\$2,423
J	\$2,736
L1	\$2,110
L2	\$2,319

Mid Back Crossover Lounge with 4 Star Base

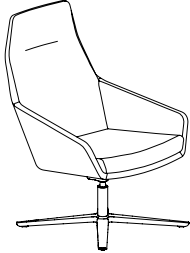


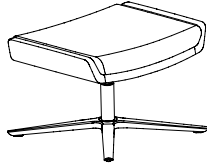
AW6001B

- four star 32" diameter base, available in polished aluminum
- swivel base offers limited tilt, stationary height with self-returning mechanism
- specify upholstery on extreme back/arm separately from upholstery on interior back/arm and separately from seat cushions
- upholstery pattern selected for the extreme outside of the chair and the interior must be the same, different colorways can be specified; seat upholstery can be different pattern

Dimensions	D	W	H
Overall	30 ½	28	33
Seat	19 ½	21	17
Arm			25
Overall Upholstery		Shipping	
COM Ydg	2 ¾	Ctn Wt	42
COL Sq Ft	55	Cu Ft	20
Extreme Back & Arm			
COM Ydg	1 ¾		
COL Sq Ft	35		
Interior Back & Arm			
COM Ydg	1		
COL Sq Ft	20		
Seat Cushion			
COM Ydg	¾		
COL Sq Ft	15		

COM	\$1,515
A	\$1,542
B	\$1,592
COL/C	\$1,681
D	\$1,796
E	\$1,911
F	\$2,088
G	\$2,279
H	\$2,483
I	\$2,802
J	\$3,183
L1	\$2,420
L2	\$2,674

Description	① Model	Specifications	List Price Per Grade																																										
High Back Crossover Lounge with 4 Star Base 	AW6005B • four star 32" diameter base, available in polished aluminum • swivel base offers limited tilt, stationary height with self-returning mechanism • specify upholstery on extreme back/arm separately from upholstery on interior back/arm and separately from seat cushions • upholstery pattern selected for the extreme outside of the chair and the interior must be the same, different colorways can be specified; seat upholstery can be different pattern	<table border="1"> <thead> <tr> <th>Dimensions</th> <th>D</th> <th>W</th> <th>H</th> </tr> </thead> <tbody> <tr> <td>Overall</td> <td>30 1/2</td> <td>28</td> <td>41</td> </tr> <tr> <td>Seat</td> <td>19 1/2</td> <td>21</td> <td>17</td> </tr> <tr> <td>Arm</td> <td></td> <td></td> <td>25</td> </tr> </tbody> </table>	Dimensions	D	W	H	Overall	30 1/2	28	41	Seat	19 1/2	21	17	Arm			25	<table border="1"> <tbody> <tr> <td>COM</td> <td>\$1,580</td> </tr> <tr> <td>A</td> <td>\$1,608</td> </tr> <tr> <td>B</td> <td>\$1,664</td> </tr> <tr> <td>COL/C</td> <td>\$1,761</td> </tr> <tr> <td>D</td> <td>\$1,886</td> </tr> <tr> <td>E</td> <td>\$2,011</td> </tr> <tr> <td>F</td> <td>\$2,205</td> </tr> <tr> <td>G</td> <td>\$2,413</td> </tr> <tr> <td>H</td> <td>\$2,636</td> </tr> <tr> <td>I</td> <td>\$2,983</td> </tr> <tr> <td>J</td> <td>\$3,400</td> </tr> <tr> <td>L1</td> <td>\$2,566</td> </tr> <tr> <td>L2</td> <td>\$2,844</td> </tr> </tbody> </table>	COM	\$1,580	A	\$1,608	B	\$1,664	COL/C	\$1,761	D	\$1,886	E	\$2,011	F	\$2,205	G	\$2,413	H	\$2,636	I	\$2,983	J	\$3,400	L1	\$2,566	L2	\$2,844
		Dimensions	D	W	H																																								
		Overall	30 1/2	28	41																																								
		Seat	19 1/2	21	17																																								
		Arm			25																																								
		COM	\$1,580																																										
		A	\$1,608																																										
		B	\$1,664																																										
		COL/C	\$1,761																																										
		D	\$1,886																																										
E	\$2,011																																												
F	\$2,205																																												
G	\$2,413																																												
H	\$2,636																																												
I	\$2,983																																												
J	\$3,400																																												
L1	\$2,566																																												
L2	\$2,844																																												
<table border="1"> <thead> <tr> <th>Overall Upholstery</th> <th>Shipping</th> </tr> </thead> <tbody> <tr> <td>COM Ydg</td> <td>3 Ctn Wt 47</td> </tr> <tr> <td>COL Sq Ft</td> <td>60 Cu Ft 24</td> </tr> </tbody> </table>	Overall Upholstery	Shipping	COM Ydg	3 Ctn Wt 47	COL Sq Ft	60 Cu Ft 24																																							
Overall Upholstery	Shipping																																												
COM Ydg	3 Ctn Wt 47																																												
COL Sq Ft	60 Cu Ft 24																																												
<table border="1"> <thead> <tr> <th>Extreme Back & Arm</th> <th></th> </tr> </thead> <tbody> <tr> <td>COM Ydg</td> <td>1 3/4</td> </tr> <tr> <td>COL Sq Ft</td> <td>35</td> </tr> </tbody> </table>	Extreme Back & Arm		COM Ydg	1 3/4	COL Sq Ft	35																																							
Extreme Back & Arm																																													
COM Ydg	1 3/4																																												
COL Sq Ft	35																																												
<table border="1"> <thead> <tr> <th>Interior Back & Arm</th> <th></th> </tr> </thead> <tbody> <tr> <td>COM Ydg</td> <td>1</td> </tr> <tr> <td>COL Sq Ft</td> <td>20</td> </tr> </tbody> </table>	Interior Back & Arm		COM Ydg	1	COL Sq Ft	20																																							
Interior Back & Arm																																													
COM Ydg	1																																												
COL Sq Ft	20																																												
<table border="1"> <thead> <tr> <th>Seat Cushion</th> <th></th> </tr> </thead> <tbody> <tr> <td>COM Ydg</td> <td>3/4</td> </tr> <tr> <td>COL Sq Ft</td> <td>15</td> </tr> </tbody> </table>	Seat Cushion		COM Ydg	3/4	COL Sq Ft	15																																							
Seat Cushion																																													
COM Ydg	3/4																																												
COL Sq Ft	15																																												

Ottoman Crossover Lounge - 4 Star Base 	AW6004B • four star 28" diameter base, available in polished aluminum • specify upholstery on apron separately from upholstery on seat	<table border="1"> <thead> <tr> <th>Dimensions</th> <th>D</th> <th>W</th> <th>H</th> </tr> </thead> <tbody> <tr> <td>Overall</td> <td>19</td> <td>26 1/2</td> <td>17 1/4</td> </tr> <tr> <td>Seat</td> <td>19 1/2</td> <td>26 1/2</td> <td>17</td> </tr> </tbody> </table>	Dimensions	D	W	H	Overall	19	26 1/2	17 1/4	Seat	19 1/2	26 1/2	17	<table border="1"> <tbody> <tr> <td>COM</td> <td>\$1,016</td> </tr> <tr> <td>A</td> <td>\$1,031</td> </tr> <tr> <td>B</td> <td>\$1,059</td> </tr> <tr> <td>COL/C</td> <td>\$1,107</td> </tr> <tr> <td>D</td> <td>\$1,169</td> </tr> <tr> <td>E</td> <td>\$1,233</td> </tr> <tr> <td>F</td> <td>\$1,330</td> </tr> <tr> <td>G</td> <td>\$1,433</td> </tr> <tr> <td>H</td> <td>\$1,545</td> </tr> <tr> <td>I</td> <td>\$1,718</td> </tr> <tr> <td>J</td> <td>\$1,927</td> </tr> <tr> <td>L1</td> <td>\$1,454</td> </tr> <tr> <td>L2</td> <td>\$1,580</td> </tr> </tbody> </table>	COM	\$1,016	A	\$1,031	B	\$1,059	COL/C	\$1,107	D	\$1,169	E	\$1,233	F	\$1,330	G	\$1,433	H	\$1,545	I	\$1,718	J	\$1,927	L1	\$1,454	L2	\$1,580
		Dimensions	D	W	H																																				
		Overall	19	26 1/2	17 1/4																																				
		Seat	19 1/2	26 1/2	17																																				
		COM	\$1,016																																						
		A	\$1,031																																						
		B	\$1,059																																						
		COL/C	\$1,107																																						
		D	\$1,169																																						
		E	\$1,233																																						
F	\$1,330																																								
G	\$1,433																																								
H	\$1,545																																								
I	\$1,718																																								
J	\$1,927																																								
L1	\$1,454																																								
L2	\$1,580																																								
<table border="1"> <thead> <tr> <th>Overall Upholstery</th> <th>Shipping</th> </tr> </thead> <tbody> <tr> <td>COM Ydg</td> <td>1 1/2 Ctn Wt 26</td> </tr> <tr> <td>COL Sq Ft</td> <td>27 Cu Ft 7</td> </tr> </tbody> </table>	Overall Upholstery	Shipping	COM Ydg	1 1/2 Ctn Wt 26	COL Sq Ft	27 Cu Ft 7																																			
Overall Upholstery	Shipping																																								
COM Ydg	1 1/2 Ctn Wt 26																																								
COL Sq Ft	27 Cu Ft 7																																								
<table border="1"> <thead> <tr> <th>Apron</th> <th></th> </tr> </thead> <tbody> <tr> <td>COM Ydg</td> <td>1</td> </tr> <tr> <td>COL Sq Ft</td> <td>18</td> </tr> </tbody> </table>	Apron		COM Ydg	1	COL Sq Ft	18																																			
Apron																																									
COM Ydg	1																																								
COL Sq Ft	18																																								
<table border="1"> <thead> <tr> <th>Seat Cushion</th> <th></th> </tr> </thead> <tbody> <tr> <td>COM Ydg</td> <td>1</td> </tr> <tr> <td>COL Sq Ft</td> <td>18</td> </tr> </tbody> </table>	Seat Cushion		COM Ydg	1	COL Sq Ft	18																																			
Seat Cushion																																									
COM Ydg	1																																								
COL Sq Ft	18																																								

To Order, Specify:

- ① Model Number
- ② Fabric Selection - vendor, pattern and color
 - a.) Extreme Back & Arm
 - b.) Interior Back & Arm
 - c.) Apron (Ottoman)
 - d.) Seat Cushion

Specifications

Crossover

- Compound curved plywood shell construction, arms attached with custom hardwood supports.
- Control mechanism features forward and back limited tilt with fixed height cylinder with auto return.
- 4 Star aluminum base with fixed nylon glides.
- Upholstery is tailor sewn over multi-density high resilience polyurethane foam.
- Seat cushion thickness 2 1/2".
- Back cushion tapered thickness - 1" tapered to 2" (top to bottom).

Ottoman

- Seat has curved plywood shell construction.
- Ottoman has fixed height control and cylinder with auto return.
- 4 Star aluminum base with fixed nylon glides.
- Upholstery is tailor sewn over multi-density high resilience polyurethane foam.
- Seat cushion thickness 3 1/2"

Description

1 Model

Specifications

List Price Per Grade

Swivel Guest Chair with 5 Star Base



AW6000C

- specify upholstery on extreme back/arm separately from upholstery on interior back/arm and separately from seat cushions
- upholstery pattern selected for the extreme outside of the chair and the interior must be the same, different colorways can be specified; seat upholstery can be different pattern
- five star 26" diameter base with casters, available in polished aluminum
- standard black (BLK) casters, specify optional premium polished trim grey dual wheel soft urethane (PPG) and add \$318 list
- swivel base offers limited tilt, height adjustment
- overall height range is 32 - 35 1/2
- seat height range is 17 - 18 1/2 - 22
- arm height range is 17 - 26 1/2 - 30

Dimensions		D	W	H
Overall		28	26	32
Seat		18	19	18 1/2
Arm				26 1/2
Overall Upholstery		Shipping		
COM Ydg	2 1/4	Ctn Wt	42	
COL Sq Ft	45	Cu Ft	17	
Extreme Back & Arm				
COM Ydg	1 1/4			
COL Sq Ft	25			
Interior Back & Arm				
COM Ydg	1			
COL Sq Ft	20			
Seat Cushion				
COM Ydg	3/4			
COL Sq Ft	15			

COM	\$1,350
A	\$1,371
B	\$1,413
COL/C	\$1,486
D	\$1,580
E	\$1,674
F	\$1,819
G	\$1,975
H	\$2,142
I	\$2,402
J	\$2,715
L1	\$2,089
L2	\$2,298

To Order, Specify:

- 1 Model Number
- 2 Fabric Selection - vendor, pattern and color
 - a.) Extreme Back & Arm
 - b.) Interior Back & Arm
 - c.) Seat Cushion
- 3 Optional Premium Polished Trim Grey Dual Wheel Soft Urethane Casters - add \$318

Specifications

- Compound curved plywood shell construction, arms attached with custom hardwood supports.
- Control mechanism features forward and back limited with height adjustable cylinder.
- 5 Star aluminum base with casters.
- Upholstery is tailor sewn over multi-density high resilience polyurethane foam.
- Seat cushion thickness 2 1/2".
- Back cushion tapered thickness - 1" tapered to 2" (top to bottom).

Arwyn Occasional Tables Order Check List:



Specify:

- 1. Model Number
- 2. Top Material
 - a.) Veneer
 - 1.) Wood Species - Cherry (CH1), Maple (MA1), Walnut (WA1) or Double Cut (DC1)
 - 2.) Wood Finish
 - b.) Laminate
 - 1.) Laminate Color
 - c.) Solid Surface
 - 1.) Solid Surface Color - Armadillo (ARM), Black Pearl (BLP), Pebble Pearl (PEB) or Pure White (PUR)
 - d.) Glass
 - 1.) Glass Color - Black Back Painted Matte (MBB) or White Back Painted (WBP)
- 3. Leg Finish
 - a.) Wood
 - b.) Metal - Arctic Silver (ASL), Matte Black (MBK), Pewter (PEW), Soft Nickel (SNK) or Chrome (CHR) - upcharge applies

Example:

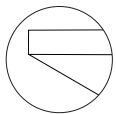
AMV1616-19SQML | WA1 | MCH | SNK
 (model #) | (veneer species) | (wood finish) | (metal leg color)

1. Model Number

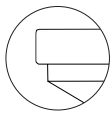
Solid Surface

ARM Armadillo PEB Pebble Pearl
 BLP Black Pearl PUR Pure White

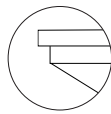
2. Top Material Selection:



Veneer



Solid Surface



Glass

Glass

MBB Black Back Painted Matte
 WBP White Back Painted

3. Leg Finish:

Wood Finish:

CAG Aged Ash Coordinate	GRH Graphite Coordinate
ALM Ale Medium	HRV Harvest
AUB Auburn	CHL High Line Coordinate
BRL Barley	CKC Khaki Coordinate
CBE Blonde Echo Coordinate	LGC Legacy
BBM Bourbon Medium	MCH Mocha
CBZ Brazilwood Coordinate	NTO Night Owl
BRM Brighton Medium	COA Oatmeal Cookie Coordinate
BUT Butterscotch	CPI Pinnacle Walnut Coordinate
CIN Cinnamon	PRL Praline
CLA Classic	SAF Saffron
CCF Coffee Coordinate	SIE Sienna
CLL Collectors	CST Studio Teak Coordinate
CCR Cremello Coordinate	TOF Toffee
EAR Earthy	TRF Truffle
ESP Espresso	VEN Venetian
FLX Flax	CVI Vintage Coordinate
CFL Florence Walnut Coordinate	CWH Walnut Heights Coordinate
CFO Fossil Coordinate	CWE Weathered Ash Coordinate

Metal:

ASL Arctic Silver	SNK Soft Nickel
MBK Matte Black	CHR Chrome - upcharge applies
PEW Pewter	

Veneer

Cherry (CH1)

BRL Barley
 BBM Bourbon Medium
 BRM Brighton Medium
 CLA Classic
 CLL Collectors
 EAR Earthy
 HRV Harvest
 LGC Legacy
 PRL Praline
 SAF Saffron

Double Cut (DC1)

COF Coffee
 CRM Cremello
 FOS Fossil
 GRH Graphite
 KHK Khaki
 STU Studio Teak

Laminate

AGA Aged Ash
 ALB Alabaster
 ALL Ale Light
 BLK Black
 BLO Blonde Echo
 BOL Bourbon Light
 BZW Brazilwood
 BBL Bridal Blanco
 BGL Brighton Light
 CLL Collectors
 DWH Designer White

Maple (MA1)

ALM Ale Medium
 BUT Butterscotch
 CIN Cinnamon
 FLX Flax
 VEN Venetian

FLO Florence Walnut
 GRH Graphite
 HGL High Line
 OAT Oatmeal Cookie
 PIN Pinnacle Walnut
 SHD Shadow
 SLG Slate Grey
 STU Studio Teak
 VIN Vintage
 WLH Walnut Heights
 WEA Weathered Ash

Walnut (WA1)

AUB Auburn
 ESP Espresso
 MCH Mocha
 NTO Night Owl
 SIE Sienna
 TOF Toffee
 TRF Truffle

Description	D	W	H	CTN WT	CU FT	① Model	HPL Laminate			
							Flat Cut List Price	Double Cut List Price	Solid Surface List Price	Glass List Price
Round Side Table - Wood Legs	18	18	19	20	5	AWV0018-19RDWL	\$1,155	\$1,176	\$1,429	\$1,499



- maple wood legs
- solid surface top available in JSI standard colors
- glass surface available in white back painted (WBP) or black back painted matte (MBB)

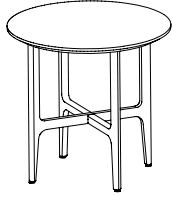
Square Side Table - Wood Legs	16	16	19	20	4	AWV1616-19SQWL	\$1,157	\$1,178	\$1,378	\$1,441
----------------------------------	----	----	----	----	---	----------------	---------	---------	---------	---------



- maple wood legs
- solid surface top available in JSI standard colors
- glass surface available in white back painted (WBP) or black back painted matte (MBB)

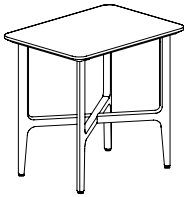
Description	D	W	H	CTN WT	CU FT	① Model	HPL Laminate			
							Flat Cut List Price	Double Cut List Price	Solid Surface List Price	Glass List Price

Round End Table - Wood Legs	22	22	21	25	8	AWV0022-21RDWL	\$1,197	\$1,218	\$1,598	\$1,686
------------------------------------	----	----	----	----	---	-----------------------	----------------	----------------	----------------	----------------




- maple wood legs
- solid surface top available in JSI standard colors
- glass surface available in white back painted (WBP) or black back painted matte (MBB)

Rectangular End Table - Wood Legs	22	16	21	25	6	AWV1622-21TTWL	\$1,204	\$1,225	\$1,500	\$1,574
--	----	----	----	----	---	-----------------------	----------------	----------------	----------------	----------------



- maple wood legs
- solid surface top available in JSI standard colors
- glass surface available in white back painted (WBP) or black back painted matte (MBB)

Square End Table - Wood Legs	20	20	21	26	6	AWV2020-21SQWL	\$1,236	\$1,289	\$1,574	\$1,640
-------------------------------------	----	----	----	----	---	-----------------------	----------------	----------------	----------------	----------------



- maple wood legs
- solid surface top available in JSI standard colors
- glass surface available in white back painted (WBP) or black back painted matte (MBB)

To Order, Specify:

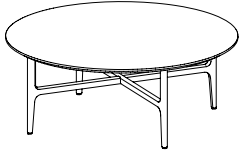
- ① Model Number
- ② Top Material
 - a.) Veneer
 - 1.) Wood Species - Cherry (CH1), Maple (MA1), Walnut (WA1) or Double Cut (DC1)
 - a.) Wood Finish
 - b.) Laminate
 - c.) Solid Surface
 - 1.) Armadillo (ARM), Black Pearl (BLP), Pebble Pearl (PEB) or Pure White (PUR)
 - d.) Glass
 - 1.) Black Back Painted Matte (MBB) or White Back Painted (WBP)
- ③ Leg Finish
 - a.) Wood Finish

Note: when wood top is selected, leg finish defaults to match

Specifications

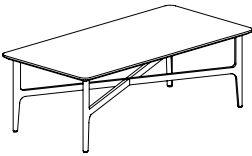
- Solid Maple hardwood table base with tenon and lap joint construction. Concealed metal X-brace for joint reinforcement.
- Nail in metal glides standard.

Description	D	W	H	CTN WT	CU FT	① Model	HPL Laminate			Glass List Price
							Flat Cut List Price	Double Cut List Price	Solid Surface List Price	
Round Coffee Table - Wood Legs	42	42	16	55	20	AWW0042-16RDWL	\$1,491	\$1,544	\$2,915	\$3,255
	36	36	16	44	15	AWW0036-16RDWL	\$1,426	\$1,457	\$2,470	\$2,779



- maple wood legs
- solid surface top available in JSI standard colors
- glass surface available in white back painted (WBP) or black back painted matte (MBB)

Rectangular Coffee Table - Wood Legs	24	48	16	50	14	AWV2448-16TTWL	\$1,469	\$1,501	\$2,408	\$2,408
---	----	----	----	----	----	----------------	---------	---------	---------	---------



- maple wood legs
- solid surface top available in JSI standard colors
- glass surface available in white back painted (WBP) or black back painted matte (MBB)

Square Coffee Table - Wood Legs	42	42	16	68	20	AWV4242-16SQWL	\$1,608	\$1,661	\$3,011	\$3,376
	36	36	16	54	15	AWV3636-16SQWL	\$1,509	\$1,546	\$2,564	\$2,785



- maple wood legs
- solid surface top available in JSI standard colors
- glass surface available in white back painted (WBP) or black back painted matte (MBB)

To Order, Specify:

- ① Model Number
- ② Top Material
 - a.) Veneer
 - 1.) Wood Species - Cherry (CH1), Maple (MA1), Walnut (WA1) or Double Cut (DC1)
 - a.) Wood Finish
 - b.) Laminate
 - c.) Solid Surface
 - 1.) Armadillo (ARM), Black Pearl (BLP), Pebble Pearl (PEB) or Pure White (PUR)
 - d.) Glass
 - 1.) Black Back Painted Matte (MBB) or White Back Painted (WBP)
- ③ Leg Finish
 - a.) Wood Finish

Specifications

- Solid Maple hardwood table base with tenon and lap joint construction. Concealed metal X-brace for joint reinforcement.
- Nail in metal glides standard.


Note: when wood top is selected, leg finish defaults to match

Description	D	W	H	CTN WT	CU FT	① Model	HPL Laminate			Glass List Price
							Flat Cut List Price	Double Cut List Price	Solid Surface List Price	
Round Side Table - Metal Legs	18	18	19	20	5	AWV0018-19RDML	\$1,182	\$1,203	\$1,456	\$1,526



- metal legs available in JSI standard finishes, chrome (CHR) available; specify and add \$185 list
- solid surface top available in JSI standard colors
- glass surface available in white back painted (WBP) or black back painted matte (MBB)

Square Side Table - Metal Legs	16	16	19	21	4	AWV1616-19SQML	\$1,354	\$1,375	\$1,576	\$1,638
-----------------------------------	----	----	----	----	---	----------------	---------	---------	---------	---------



- metal legs available in JSI standard finishes, chrome (CHR) available; specify and add \$225 list
- solid surface top available in JSI standard colors
- glass surface available in white back painted (WBP) or black back painted matte (MBB)

To Order, Specify:

- ① Model Number
- ② Top Material
 - a.) Veneer
 - 1.) Wood Species - Cherry (CH1), Maple (MA1), Walnut (WA1) or Double Cut (DC1)
 - a.) Wood Finish
 - b.) Laminate
 - c.) Solid Surface
 - 1.) Armadillo (ARM), Black Pearl (BLP), Pebble Pearl (PEB) or Pure White (PUR)
 - d.) Glass
 - 1.) Black Back Painted Matte (MBB) or White Back Painted (WBP)
- ③ Metal Leg Option
 - a.) Metal Finish
 - 1.) Arctic Silver (ASL), Matte Black (MBK), Pewter (PEW), Soft Nickel (SNK) or Chrome (CHR) - upcharge applies

Specifications

- Metal leg frame with 7/8" dia. legs with fabricated metal stretchers.
- Legs have metal foot with nylon glide and 1/2" adjustment range.

Description	D	W	H	CTN WT	CU FT	① Model	HPL Laminate			Glass List Price
							Flat Cut List Price	Double Cut List Price	Solid Surface List Price	

**Round End Table -
Metal Legs**

22	22	21	18	8	AWV0022-21RDML	\$1,381	\$1,403	\$1,782	\$1,871
----	----	----	----	---	-----------------------	----------------	----------------	----------------	----------------



- metal legs available in JSI standard finishes, chrome (CHR) available; specify and add \$225 list
- solid surface top available in JSI standard colors
- glass surface available in white back painted (WBP) or black back painted matte (MBB)

**Rectangular End Table -
Metal Legs**

22	26	21	18	9	AWV1622-21TTML	\$1,383	\$1,404	\$1,678	\$1,752
----	----	----	----	---	-----------------------	----------------	----------------	----------------	----------------



- metal legs available in JSI standard finishes, chrome (CHR) available; specify and add \$225 list
- solid surface top available in JSI standard colors
- glass surface available in white back painted (WBP) or black back painted matte (MBB)

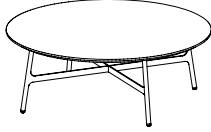
**Square End Table -
Metal Legs**

20	20	21	18	6	AWV2020-21SQML	\$1,358	\$1,411	\$1,696	\$1,762
----	----	----	----	---	-----------------------	----------------	----------------	----------------	----------------



- metal legs available in JSI standard finishes, chrome (CHR) available; specify and add \$225 list
- solid surface top available in JSI standard colors
- glass surface available in white back painted (WBP) or black back painted matte (MBB)

Description	D	W	H	CTN WT	CU FT	① Model	HPL Laminate			
							Flat Cut List Price	Double Cut List Price	Solid Surface List Price	Glass List Price
Round Coffee Table - Metal Legs	42	42	16	29	20	AWV0042-16RDML	\$1,685	\$1,738	\$3,110	\$3,449
	36	36	16	26	15	AWV0036-16RDML	\$1,514	\$1,546	\$2,559	\$2,868



- metal legs available in JSI standard finishes, chrome (CHR) available; specify and add \$275 list
- solid surface top available in JSI standard colors
- glass surface available in white back painted (WBP) or black back painted matte (MBB)

Rectangular Coffee Table - Metal Legs	24	48	16	29	14	AWV2448-16TTML	\$1,621	\$1,653	\$2,560	\$2,560
--	----	----	----	----	----	----------------	---------	---------	---------	---------



- metal legs available in JSI standard finishes, chrome (CHR) available; specify and add \$275 list
- solid surface top available in JSI standard colors
- glass surface available in white back painted (WBP) or black back painted matte (MBB)

Square Coffee Table - Metal Legs	42	42	16	37	20	AWV4242-16SQML	\$1,692	\$1,744	\$3,095	\$3,912
	36	36	16	30	15	AWV3636-16SQML	\$1,636	\$1,673	\$2,691	\$2,997



- metal legs available in JSI standard finishes, chrome (CHR) available; specify and add \$275 list
- solid surface top available in JSI standard colors
- glass surface available in white back painted (WBP) or black back painted matte (MBB)

To Order, Specify:

- ① Model Number
- ② Top Material
 - a.) Veneer
 - 1.) Wood Species - Cherry (CH1), Maple (MA1), Walnut (WA1) or Double Cut (DC1)
 - a.) Wood Finish
 - b.) Laminate
 - c.) Solid Surface
 - 1.) Armadillo (ARM), Black Pearl (BLP), Pebble Pearl (PEB) or Pure White (PUR)
 - d.) Glass
 - 1.) Black Back Painted Matte (MBB) or White Back Painted (WBP)
- ③ Metal Leg Option
 - a.) Metal Finish
 - 1.) Arctic Silver (ASL), Matte Black (MBK), Pewter (PEW), Soft Nickel (SNK) or Chrome (CHR) - upcharge applies

Specifications

- Metal leg frame with 7/8" dia. legs with fabricated metal stretchers.
- Legs have metal foot with nylon glide and 1/2" adjustment range.

Avalon Order Check List:



Specify:

- 1. Model Number
- 2. Wood Species - Beech (B)
- 3. Wood Seat Finish/Color
- 4. Metal Frame Color
- 5. Fabric Selection - vendor, pattern and color
- 6. Optional Clear Leg Protectors - add \$22 list per chair for set of 4

Example:

163C | **B** | **AUB** | **MBK** | **MOMENTUM** | **VOX** | **MYSTIC**
 (model #) | (wood species) | (finish) | (metal frame) | (fabric vendor) | (pattern name) | (pattern color)

1. Model Number

2. Wood Species - Beech (B)

3. Wood Seat Finish/Color Options:

CAG	Aged Ash Coordinate	CGR	Graphite Coordinate
ALM	Ale Medium	HRV	Harvest
AUB	Auburn	HEN	Henna
BRL	Barley	CHL	High Line Coordinate
CBE	Blonde Echo Coordinate	HNY	Honey
BBM	Bourbon Medium	CKC	Khaki Coordinate
CBZ	Brazilwood Coordinate	HNY	Honey
BRM	Brighton Medium	LGC	Legacy
BRW	Brownie	MCH	Mocha
BUT	Butterscotch	NTO	Night Owl
CAN	Canyon	NUT	Nut Brown
CIN	Cinnamon	COA	Oatmeal Cookie Coordinate
CIT	Citron	CPI	Pinnacle Walnut Coordinate
CLA	Classic	PRL	Praline
CCF	Coffee Coordinate	SAF	Saffron
CLL	Collectors	SIE	Sienna
CCR	Cremello Coordinate	CST	Studio Teak Coordinate
DES	Desert	TOF	Toffee
EAR	Earthy	TRF	Truffle
ECU	Ecru	VEN	Venetian
ESP	Espresso	CVI	Vintage Coordinate
FLX	Flax	CWH	Walnut Heights Coordinate
CFL	Florence Walnut Coordinate	CWE	Weathered Ash Coordinate
CFO	Fossil Coordinate		

Color - Add \$38 list per item

BKD	Backdrop	GRV	Greek Villa
BFX	Black Fox	GLF	Gulf Stream
BWH	Bright White	HTB	Heartthrob
CGP	Cargo Pants	NET	Network Gray
CHT	Chatroom	NWH	Nonchalant White
DSY	Daisy	PAR	Paradise
DRG	Daring	QXP	Quixotic Plum
DYN	Dynamo	RBZ	Relic Bronze
ENG	Enigma	SND	Sandbank
FRR	French Roast	STM	Storm
GBY	Georgian Bay	TRC	Tricorn Black

4. Metal Frame Tier/Color:

Tier 1:

MBK Matte Black

Tier 2: add \$42 list

ASL	Arctic Silver	BWH	Bright White
PEW	Pewter	SNK	Soft Nickel

Tier 3: add \$83 list

CAR	Carmine Red (RAL3002)	SPB	Sapphire Blue (RAL4007)
LGR	Leaf Green (RAL6002)	TBL	Traffic Blue (RAL5017)
PPV	Purple Violet (RAL4007)	ZYL	Zinc Yellow (RAL1018)
SIG	Signal Orange (RAL2010)		

Tier 4: add \$125 list

BRD	Beige Red (RAL3012)	SGR	Signal Green (RAL6032)
COP	Copper Brown (RAL8004)	SGY	Silk Grey (RAL7044)
HYL	Honey Yellow (RAL1005)	SKY	Sky Blue (RAL5015)
MTQ	Mint Turquoise (RAL6033)	TQP	Turquoise Pastel (RAL6034)
OGR	Olive Green (RAL6003)	TRD	Traffic Red (RAL3020)
QZG	Quartz Grey (RAL7039)	MHB	Mahogany Brown (RAL8016)
SAL	Salmon Orange (RAL2012)		

5. Fabric Selection - Please supply the following:

- Fabric vendor
- Pattern name
- Pattern color

[For a complete list of JSI Graded-In Fabric click here](#)

All COM orders must include the following:

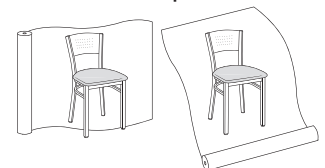
- Vendor's name, pattern name and color
- Sample of the fabric attached to order
- Model numbers of items for fabric application
- Special application instructions (e.g., all stripes will be applied front to back unless specified otherwise)
- Customer and purchase order number

Ship prepaid COM




material to:
JSI
 Attn: COM Department
 201 East Martin Street
 Receiving B, Dock 71
 Orleans, IN 47452



Application of fabric:



Railroaded Up the Roll



All COM orders will ship at standard lead time from receipt of COM except for orders requiring special custom matched finishes.

Description	Model	Specifications	List Price Per Grade																								
Armless Stacker   162A wood seat  stacking frame	162A Wood Seat 162C Uph. Seat <ul style="list-style-type: none"> · upholstered seat models not recommended for stacking · stacks five high 	<table border="1"> <thead> <tr> <th>Dimensions</th> <th>D</th> <th>W</th> <th>H</th> </tr> </thead> <tbody> <tr> <td>Overall</td> <td>17</td> <td>17</td> <td>31 ½</td> </tr> <tr> <td>Seat</td> <td>15 ½</td> <td>17</td> <td>18 ½</td> </tr> <tr> <th colspan="2">Upholstery</th> <th colspan="2">Shipping</th> </tr> <tr> <td>COM Ydg</td> <td>¾</td> <td>Ctn Wt</td> <td>21</td> </tr> <tr> <td>COL Sq Ft</td> <td>9</td> <td>Cu Ft</td> <td>9</td> </tr> </tbody> </table>	Dimensions	D	W	H	Overall	17	17	31 ½	Seat	15 ½	17	18 ½	Upholstery		Shipping		COM Ydg	¾	Ctn Wt	21	COL Sq Ft	9	Cu Ft	9	Wood Seat \$426 COM \$438 A \$455 B \$472 COL/C \$504 D \$545 E \$583 F \$646 G \$712 H \$784 I \$894 J \$1,028 L1 \$726 L2 \$796
Dimensions	D	W	H																								
Overall	17	17	31 ½																								
Seat	15 ½	17	18 ½																								
Upholstery		Shipping																									
COM Ydg	¾	Ctn Wt	21																								
COL Sq Ft	9	Cu Ft	9																								

Description	Model	Specifications	List Price Per Grade																								
Armless   163A wood seat 163C uph. seat	163A Wood Seat 163C Uph. Seat	<table border="1"> <thead> <tr> <th>Dimensions</th> <th>D</th> <th>W</th> <th>H</th> </tr> </thead> <tbody> <tr> <td>Overall</td> <td>17</td> <td>17</td> <td>31 ½</td> </tr> <tr> <td>Seat</td> <td>15 ½</td> <td>17</td> <td>18 ½</td> </tr> <tr> <th colspan="2">Upholstery</th> <th colspan="2">Shipping</th> </tr> <tr> <td>COM Ydg</td> <td>¾</td> <td>Ctn Wt</td> <td>21</td> </tr> <tr> <td>COL Sq Ft</td> <td>9</td> <td>Cu Ft</td> <td>9</td> </tr> </tbody> </table>	Dimensions	D	W	H	Overall	17	17	31 ½	Seat	15 ½	17	18 ½	Upholstery		Shipping		COM Ydg	¾	Ctn Wt	21	COL Sq Ft	9	Cu Ft	9	Wood Seat \$426 COM \$438 A \$455 B \$472 COL/C \$504 D \$545 E \$583 F \$646 G \$712 H \$784 I \$894 J \$1,028 L1 \$726 L2 \$796
Dimensions	D	W	H																								
Overall	17	17	31 ½																								
Seat	15 ½	17	18 ½																								
Upholstery		Shipping																									
COM Ydg	¾	Ctn Wt	21																								
COL Sq Ft	9	Cu Ft	9																								

Description	Model	Specifications	List Price Per Grade																								
Barstool   168A wood seat 168C uph. seat	168A Wood Seat 168C Uph. Seat	<table border="1"> <thead> <tr> <th>Dimensions</th> <th>D</th> <th>W</th> <th>H</th> </tr> </thead> <tbody> <tr> <td>Overall</td> <td>16 ½</td> <td>17</td> <td>41 ½</td> </tr> <tr> <td>Seat</td> <td>15 ½</td> <td>17</td> <td>31</td> </tr> <tr> <th colspan="2">Upholstery</th> <th colspan="2">Shipping</th> </tr> <tr> <td>COM Ydg</td> <td>¾</td> <td>Ctn Wt</td> <td>28</td> </tr> <tr> <td>COL Sq Ft</td> <td>9</td> <td>Cu Ft</td> <td>13</td> </tr> </tbody> </table>	Dimensions	D	W	H	Overall	16 ½	17	41 ½	Seat	15 ½	17	31	Upholstery		Shipping		COM Ydg	¾	Ctn Wt	28	COL Sq Ft	9	Cu Ft	13	Wood Seat \$495 COM \$506 A \$523 B \$541 COL/C \$572 D \$612 E \$654 F \$713 G \$782 H \$853 I \$963 J \$1,097 L1 \$794 L2 \$865
Dimensions	D	W	H																								
Overall	16 ½	17	41 ½																								
Seat	15 ½	17	31																								
Upholstery		Shipping																									
COM Ydg	¾	Ctn Wt	28																								
COL Sq Ft	9	Cu Ft	13																								

Description

1 Model

Specifications

List Price Per Grade

Swivel Barstool



169A wood seat

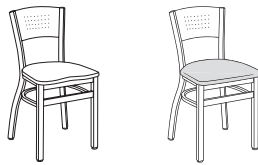
169C uph. seat

- 169A Wood Seat**
169C Uph. Seat
 • 360° swivel
 • optional self-centering swivel plate - no upcharge, please specify when ordering

Dimensions	D	W	H
Overall	20	18	44
Seat	15 1/2	17	31
Upholstery		Shipping	
COM Ydg	3/4	Ctn Wt	31
COL Sq Ft	9	Cu Ft	13

Wood Seat	\$635
COM	\$642
A	\$660
B	\$679
COL/C	\$707
D	\$750
E	\$789
F	\$851
G	\$917
H	\$988
I	\$1,101
J	\$1,233
L1	\$930
L2	\$1,003

Armless Stacker



172A wood seat

172C uph. seat

- 172A Wood Seat**
172C Uph. Seat
 • upholstered seat models not recommended for stacking
 • stacks five high

Dimensions	D	W	H
Overall	17	17	31 1/2
Seat	15 1/2	17	18 1/2
Upholstery		Shipping	
COM Ydg	3/4	Ctn Wt	21
COL Sq Ft	9	Cu Ft	9

Wood Seat	\$426
COM	\$438
A	\$455
B	\$472
COL/C	\$504
D	\$545
E	\$583
F	\$646
G	\$712
H	\$784
I	\$894
J	\$1,028
L1	\$726
L2	\$796



stacking frame

To Order, Specify:

- Model Number
- Wood Species - Beech (B)
- Wood Seat Finish/Color
- Metal Frame Color
- Fabric Selection - vendor, pattern and color
- Optional Clear Leg Protectors - add \$22 list per chair for set of 4

Specifications

- Wood species - Beech.
- 18 gauge metal frame.
- Seat is upholstered with 1 1/2" polyurethane foam and synthetic sheet webbing for added comfort.
- Standard with 1 1/4" clear K-resin rocker glides.
- Legs 1 1/4" square tube.
- Stretcher rim and seat rim 3/4" square tube.

3 Wood Finish/Color Options:

Maple	
CAG Aged Ash Coordinate	CFO Fossil Coordinate
ALM Ale Medium	CGR Graphite Coordinate
AUB Auburn	HRV Harvest
BRL Barley	HEN Henna
CBE Blonde Echo Coordinate	CHL High Line Coordinate
BBM Bourbon Medium	HNY Honey
CBZ Brazilwood Coordinate	CKC Khaki Coordinate
BRW Brownie	LGC Legacy
BRM Brighton Medium	MCH Mocha
BUT Butterscotch	NTO Night Owl
CAN Canyon	NUT Nut Brown
CIN Cinnamon	COA Oatmeal Cook Coordinate
CIT Citron	CPI Pinnacle Walnut Coordinate
CLA Classic	PRL Praline
CCF Coffee Coordinate	SAF Saffron
CLL Collectors	SIE Sienna
CCR Cremello Coordinate	CST Studio Teak Coordinate
DES Desert	TOF Toffee
EAR Earthy	TRF Truffle
ECU Ecu	VEN Venetian
ESP Espresso	CVI Vintage Coordinate
FLX Flax	CWH Walnut Heights Coordinate
CFL Florence Walnut Coordinate	CWE Weathered Ash Coordinate

Color - Add \$38 list per item

BKD Backdrop	GRV Greek Villa
BFX Black Fox	GLF Gulf Stream
BWH Bright White	HTB Heartthrob
CGP Cargo Pants	NET Network Gray
CHT Chatroom	NWH Nonchalant White
DSY Daisy	PAR Paradise
DRG Daring	QXP Quixotic Plum
DYN Dynamo	RBZ Relic Bronze
ENG Enigma	SND Sandbank
FRR French Roast	STM Storm
GBY Georgian Bay	TRC Tricorn Black

4 Metal Frame Tier/Color:

Tier 1:

MBK Matte Black

Tier 2: Add \$42 list

ASL Arctic Silver	PEW Pewter
BWH Bright White	SNK Soft Nickel







Tier 3: Add \$83 list

CAR Carmine Red	SPB Sapphire Blue
LGR Leaf Green	TBL Traffic Blue
PPB Purple Violet	ZYL Zinc Yellow
SIG Signal Orange	

Tier 4: Add \$125 list

BRD Beige Red	SAL Salmon Orange
COP Copper Brown	SGR Signal Green
HYL Honey Yellow	SGY Silk Grey
MTQ Mint Turquoise	TQP Turquoise Pastel
OGR Olive Green	TRD Traffic Red
QZG Quartz Grey	MHB Mahogany Brown

- 5 See a selection of graded in fabric manufacturers and patterns on pages 20-28 Contact Customer Service for additional fabric options.

Description	① Model	Specifications				List Price Per Grade
Armless	173A Wood Seat 173C Uph. Seat	Dimensions	D	W	H	Wood Seat \$426
		Overall	17	17	31 1/2	COM \$438
173A wood seat	173C uph. seat	Seat	15 1/2	17	18 1/2	A \$455
		Upholstery		Shipping		B \$472
		COM Ydg	3/4	Ctn Wt	21	COL/C \$504
		COL Sq Ft	9	Cu Ft	9	D \$545
						E \$583
						F \$646
						G \$712
						H \$784
						I \$894
						J \$1,028
						L1 \$726
						L2 \$796
Barstool	178A Wood Seat 178C Uph. Seat	Dimensions	D	W	H	Wood Seat \$495
		Overall	16 1/2	17	41 1/2	COM \$506
178A wood seat	178C uph. seat	Seat	15 1/2	17	31	A \$523
		Upholstery		Shipping		B \$541
		COM Ydg	3/4	Ctn Wt	28	COL/C \$572
		COL Sq Ft	9	Cu Ft	13	D \$612
						E \$654
						F \$713
						G \$782
						H \$853
						I \$963
						J \$1,097
						L1 \$794
						L2 \$865
Swivel Barstool	179A Wood Seat 179C Uph. Seat	Dimensions	D	W	H	Wood Seat \$635
		Overall	20	18	44	COM \$642
179A wood seat	179C uph. seat	Seat	15 1/2	17	31	A \$660
		Upholstery		Shipping		B \$679
		COM Ydg	3/4	Ctn Wt	31	COL/C \$707
		COL Sq Ft	9	Cu Ft	13	D \$750
						E \$789
						F \$851
						G \$917
						H \$988
						I \$1,101
						J \$1,233
						L1 \$930
						L2 \$1,003

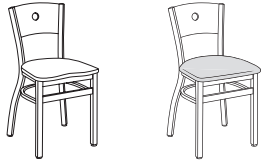
Description

1 Model

Specifications

List Price Per Grade

Armless Stacker



182A wood seat

182C uph. seat



stacking frame

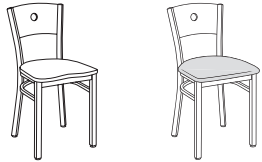
182A Wood Seat
182C Uph. Seat

- upholstered seat models not recommended for stacking
- stacks five high

Dimensions	D	W	H
Overall	17	17	31 1/2
Seat	15 1/2	17	18 1/2
Upholstery		Shipping	
COM Ydg	3/4	Ctn Wt	21
COL Sq Ft	9	Cu Ft	9

Wood Seat	\$426
COM	\$438
A	\$455
B	\$472
COL/C	\$504
D	\$545
E	\$583
F	\$646
G	\$712
H	\$784
I	\$894
J	\$1,028
L1	\$726
L2	\$796

Armless



183A wood seat

183C uph. seat

183A Wood Seat
183C Uph. Seat

Dimensions	D	W	H
Overall	17	17	31 1/2
Seat	15 1/2	17	18 1/2
Upholstery		Shipping	
COM Ydg	3/4	Ctn Wt	21
COL Sq Ft	9	Cu Ft	9

Wood Seat	\$426
COM	\$438
A	\$455
B	\$472
COL/C	\$504
D	\$545
E	\$583
F	\$646
G	\$712
H	\$784
I	\$894
J	\$1,028
L1	\$726
L2	\$796

To Order, Specify:

- 1 Model Number
- 2 Wood Species - Beech (B)
- 3 Wood Seat Finish/Color
- 4 Metal Frame Color
- 5 Fabric Selection - vendor, pattern and color
- 6 Optional Clear Leg Protectors - add \$22 list per chair for set of 4

Specifications

- Wood species - Beech.
- 18 gauge metal frame.
- Seat is upholstered with 1 1/2" polyurethane foam and synthetic sheet webbing for added comfort.
- Standard with 1 1/4" clear K-resin rocker glides.
- Legs 1 1/4" square tube.
- Stretcher rim and seat rim 3/4" square tube.

3 Wood Finish/Color Options:

Maple	
CAG Aged Ash Coordinate	CFO Fossil Coordinate
ALM Ale Medium	CGR Graphite Coordinate
AUB Auburn	HRV Harvest
BRL Barley	HEN Henna
CBE Blonde Echo Coordinate	CHL High Line Coordinate
BBM Bourbon Medium	HNY Honey
CBZ Brazilwood Coordinate	CKC Khaki Coordinate
BRW Brownie	LGC Legacy
BRM Brighton Medium	MCH Mocha
BUT Butterscotch	NTO Night Owl
CAN Canyon	NUT Nut Brown
CIN Cinnamon	COA Oatmeal Cook Coordinate
CIT Citron	CPI Pinnacle Walnut Coordinate
CLA Classic	PRL Praline
CCF Coffee Coordinate	SAF Saffron
CLL Collectors	SIE Sienna
CCR Cremello Coordinate	CST Studio Teak Coordinate
DES Desert	TOF Toffee
EAR Earthy	TRF Truffle
ECU Ecu	VEN Venetian
ESP Espresso	CVI Vintage Coordinate
FLX Flax	CWH Walnut Heights Coordinate
CFL Florence Walnut Coordinate	CWE Weathered Ash Coordinate

Color - Add \$38 list per item

BKD Backdrop	GRV Greek Villa
BFX Black Fox	GLF Gulf Stream
BWH Bright White	HTB Heartthrob
CGP Cargo Pants	NET Network Gray
CHT Chatroom	NWH Nonchalant White
DSY Daisy	PAR Paradise
DRG Daring	QXP Quixotic Plum
DYN Dynamo	RBZ Relic Bronze
ENG Enigma	SND Sandbank
FRR French Roast	STM Storm
GBY Georgian Bay	TRC Tricorn Black

4 Metal Frame Tier/Color:

Tier 1:

MBK Matte Black

Tier 2: Add \$42 list

ASL Arctic Silver	PEW Pewter
BWH Bright White	SNK Soft Nickel



Tier 3: Add \$83 list



CAR Carmine Red	SPB Sapphire Blue
LGR Leaf Green	TBL Traffic Blue
PPB Purple Violet	ZYL Zinc Yellow
SIG Signal Orange	




Tier 4: Add \$125 list



BRD Beige Red	SAL Salmon Orange
COP Copper Brown	SGR Signal Green
HYL Honey Yellow	SGY Silk Grey
MTQ Mint Turquoise	TQP Turquoise Pastel
OGR Olive Green	TRD Traffic Red
QZG Quartz Grey	MHB Mahogany Brown



- 5 See a selection of graded in fabric manufacturers and patterns on pages 20-28 Contact Customer Service for additional fabric options.

Description	Model	Specifications	List Price Per Grade																								
Barstool  188A wood seat	188A Wood Seat 188C Uph. Seat	<table border="1"> <thead> <tr> <th>Dimensions</th> <th>D</th> <th>W</th> <th>H</th> </tr> </thead> <tbody> <tr> <td>Overall</td> <td>16 ½</td> <td>17</td> <td>41 ½</td> </tr> <tr> <td>Seat</td> <td>15 ½</td> <td>17</td> <td>31</td> </tr> <tr> <th colspan="2">Upholstery</th> <th colspan="2">Shipping</th> </tr> <tr> <td>COM Ydg</td> <td>¾</td> <td>Ctn Wt</td> <td>28</td> </tr> <tr> <td>COL Sq Ft</td> <td>9</td> <td>Cu Ft</td> <td>13</td> </tr> </tbody> </table>	Dimensions	D	W	H	Overall	16 ½	17	41 ½	Seat	15 ½	17	31	Upholstery		Shipping		COM Ydg	¾	Ctn Wt	28	COL Sq Ft	9	Cu Ft	13	Wood Seat \$495 COM \$506 A \$523 B \$541 COL/C \$572 D \$612 E \$654 F \$713 G \$782 H \$853 I \$963 J \$1,097 L1 \$794 L2 \$865
		Dimensions	D	W	H																						
Overall	16 ½	17	41 ½																								
Seat	15 ½	17	31																								
Upholstery		Shipping																									
COM Ydg	¾	Ctn Wt	28																								
COL Sq Ft	9	Cu Ft	13																								
 188C uph. seat																											

Description	Model	Specifications	List Price Per Grade																								
Swivel Barstool  189A wood seat	189A Wood Seat 189C Uph. Seat · 360° swivel · optional self-centering swivel plate - no upcharge, please specify when ordering	<table border="1"> <thead> <tr> <th>Dimensions</th> <th>D</th> <th>W</th> <th>H</th> </tr> </thead> <tbody> <tr> <td>Overall</td> <td>20</td> <td>18</td> <td>44</td> </tr> <tr> <td>Seat</td> <td>15 ½</td> <td>17</td> <td>31</td> </tr> <tr> <th colspan="2">Upholstery</th> <th colspan="2">Shipping</th> </tr> <tr> <td>COM Ydg</td> <td>¾</td> <td>Ctn Wt</td> <td>31</td> </tr> <tr> <td>COL Sq Ft</td> <td>9</td> <td>Cu Ft</td> <td>13</td> </tr> </tbody> </table>	Dimensions	D	W	H	Overall	20	18	44	Seat	15 ½	17	31	Upholstery		Shipping		COM Ydg	¾	Ctn Wt	31	COL Sq Ft	9	Cu Ft	13	Wood Seat \$635 COM \$642 A \$660 B \$679 COL/C \$707 D \$750 E \$789 F \$851 G \$917 H \$988 I \$1,101 J \$1,233 L1 \$930 L2 \$1,003
		Dimensions	D	W	H																						
Overall	20	18	44																								
Seat	15 ½	17	31																								
Upholstery		Shipping																									
COM Ydg	¾	Ctn Wt	31																								
COL Sq Ft	9	Cu Ft	13																								
 189C uph. seat																											

Description	Model	Specifications	List Price Per Grade																								
Armless Stacker  192A wood seat	192A Wood Seat 192C Uph. Seat · upholstered seat models not recommended for stacking · stacks five high	<table border="1"> <thead> <tr> <th>Dimensions</th> <th>D</th> <th>W</th> <th>H</th> </tr> </thead> <tbody> <tr> <td>Overall</td> <td>17</td> <td>17</td> <td>31 ½</td> </tr> <tr> <td>Seat</td> <td>15 ½</td> <td>17</td> <td>18 ½</td> </tr> <tr> <th colspan="2">Upholstery</th> <th colspan="2">Shipping</th> </tr> <tr> <td>COM Ydg</td> <td>¾</td> <td>Ctn Wt</td> <td>21</td> </tr> <tr> <td>COL Sq Ft</td> <td>9</td> <td>Cu Ft</td> <td>9</td> </tr> </tbody> </table>	Dimensions	D	W	H	Overall	17	17	31 ½	Seat	15 ½	17	18 ½	Upholstery		Shipping		COM Ydg	¾	Ctn Wt	21	COL Sq Ft	9	Cu Ft	9	Wood Seat \$426 COM \$438 A \$455 B \$472 COL/C \$504 D \$545 E \$583 F \$646 G \$712 H \$784 I \$894 J \$1,028 L1 \$726 L2 \$796
		Dimensions	D	W	H																						
Overall	17	17	31 ½																								
Seat	15 ½	17	18 ½																								
Upholstery		Shipping																									
COM Ydg	¾	Ctn Wt	21																								
COL Sq Ft	9	Cu Ft	9																								
 192C uph. seat																											
 stacking frame																											

Description	Model	Specifications	List Price Per Grade																																																				
Armless  193A wood seat  193C uph. seat	193A Wood Seat 193C Uph. Seat	<table border="1"> <thead> <tr> <th>Dimensions</th> <th>D</th> <th>W</th> <th>H</th> </tr> </thead> <tbody> <tr> <td>Overall</td> <td>17</td> <td>17</td> <td>31 1/2</td> </tr> <tr> <td>Seat</td> <td>15 1/2</td> <td>17</td> <td>18 1/2</td> </tr> <tr> <th colspan="2">Upholstery</th> <th colspan="2">Shipping</th> </tr> <tr> <td>COM Ydg</td> <td>3/4</td> <td>Ctn Wt</td> <td>21</td> </tr> <tr> <td>COL Sq Ft</td> <td>9</td> <td>Cu Ft</td> <td>9</td> </tr> </tbody> </table>	Dimensions	D	W	H	Overall	17	17	31 1/2	Seat	15 1/2	17	18 1/2	Upholstery		Shipping		COM Ydg	3/4	Ctn Wt	21	COL Sq Ft	9	Cu Ft	9	<table border="1"> <tbody> <tr><td>Wood Seat</td><td>\$426</td></tr> <tr><td>COM</td><td>\$438</td></tr> <tr><td>A</td><td>\$455</td></tr> <tr><td>B</td><td>\$472</td></tr> <tr><td>COL/C</td><td>\$504</td></tr> <tr><td>D</td><td>\$545</td></tr> <tr><td>E</td><td>\$583</td></tr> <tr><td>F</td><td>\$646</td></tr> <tr><td>G</td><td>\$712</td></tr> <tr><td>H</td><td>\$784</td></tr> <tr><td>I</td><td>\$894</td></tr> <tr><td>J</td><td>\$1,028</td></tr> <tr><td>L1</td><td>\$726</td></tr> <tr><td>L2</td><td>\$796</td></tr> </tbody> </table>	Wood Seat	\$426	COM	\$438	A	\$455	B	\$472	COL/C	\$504	D	\$545	E	\$583	F	\$646	G	\$712	H	\$784	I	\$894	J	\$1,028	L1	\$726	L2	\$796
		Dimensions	D	W	H																																																		
Overall	17	17	31 1/2																																																				
Seat	15 1/2	17	18 1/2																																																				
Upholstery		Shipping																																																					
COM Ydg	3/4	Ctn Wt	21																																																				
COL Sq Ft	9	Cu Ft	9																																																				
Wood Seat	\$426																																																						
COM	\$438																																																						
A	\$455																																																						
B	\$472																																																						
COL/C	\$504																																																						
D	\$545																																																						
E	\$583																																																						
F	\$646																																																						
G	\$712																																																						
H	\$784																																																						
I	\$894																																																						
J	\$1,028																																																						
L1	\$726																																																						
L2	\$796																																																						

Description	Model	Specifications	List Price Per Grade																																																				
Barstool  198A wood seat  198C uph. seat	198A Wood Seat 198C Uph. Seat	<table border="1"> <thead> <tr> <th>Dimensions</th> <th>D</th> <th>W</th> <th>H</th> </tr> </thead> <tbody> <tr> <td>Overall</td> <td>16 1/2</td> <td>17</td> <td>41 1/2</td> </tr> <tr> <td>Seat</td> <td>15 1/2</td> <td>17</td> <td>31</td> </tr> <tr> <th colspan="2">Upholstery</th> <th colspan="2">Shipping</th> </tr> <tr> <td>COM Ydg</td> <td>3/4</td> <td>Ctn Wt</td> <td>28</td> </tr> <tr> <td>COL Sq Ft</td> <td>9</td> <td>Cu Ft</td> <td>13</td> </tr> </tbody> </table>	Dimensions	D	W	H	Overall	16 1/2	17	41 1/2	Seat	15 1/2	17	31	Upholstery		Shipping		COM Ydg	3/4	Ctn Wt	28	COL Sq Ft	9	Cu Ft	13	<table border="1"> <tbody> <tr><td>Wood Seat</td><td>\$495</td></tr> <tr><td>COM</td><td>\$506</td></tr> <tr><td>A</td><td>\$523</td></tr> <tr><td>B</td><td>\$541</td></tr> <tr><td>COL/C</td><td>\$572</td></tr> <tr><td>D</td><td>\$612</td></tr> <tr><td>E</td><td>\$654</td></tr> <tr><td>F</td><td>\$713</td></tr> <tr><td>G</td><td>\$782</td></tr> <tr><td>H</td><td>\$853</td></tr> <tr><td>I</td><td>\$963</td></tr> <tr><td>J</td><td>\$1,097</td></tr> <tr><td>L1</td><td>\$794</td></tr> <tr><td>L2</td><td>\$865</td></tr> </tbody> </table>	Wood Seat	\$495	COM	\$506	A	\$523	B	\$541	COL/C	\$572	D	\$612	E	\$654	F	\$713	G	\$782	H	\$853	I	\$963	J	\$1,097	L1	\$794	L2	\$865
		Dimensions	D	W	H																																																		
Overall	16 1/2	17	41 1/2																																																				
Seat	15 1/2	17	31																																																				
Upholstery		Shipping																																																					
COM Ydg	3/4	Ctn Wt	28																																																				
COL Sq Ft	9	Cu Ft	13																																																				
Wood Seat	\$495																																																						
COM	\$506																																																						
A	\$523																																																						
B	\$541																																																						
COL/C	\$572																																																						
D	\$612																																																						
E	\$654																																																						
F	\$713																																																						
G	\$782																																																						
H	\$853																																																						
I	\$963																																																						
J	\$1,097																																																						
L1	\$794																																																						
L2	\$865																																																						

To Order, Specify:

- 1 Model Number
- 2 Wood Species - Beech (B)
- 3 Wood Seat Finish/Color
- 4 Metal Frame Color
- 5 Fabric Selection - vendor, pattern and color
- 6 Optional Clear Leg Protectors - add \$22 list per chair for set of 4

Specifications

- Wood species - Beech.
- 18 gauge metal frame.
- Seat is upholstered with 1 1/2" polyurethane foam and synthetic sheet webbing for added comfort.
- Standard with 1 1/4" clear K-resin rocker glides.
- Legs 1 1/4" square tube.
- Stretcher rim and seat rim 3/4" square tube.

3 Wood Finish/Color Options:

- Maple**
- | | |
|--------------------------------|--------------------------------|
| CAG Aged Ash Coordinate | CFO Fossil Coordinate |
| ALM Ale Medium | CGR Graphite Coordinate |
| AUB Auburn | HRV Harvest |
| BRL Barley | HEN Henna |
| CBE Blonde Echo Coordinate | CHL High Line Coordinate |
| BBM Bourbon Medium | HNY Honey |
| CBZ Brazilwood Coordinate | CKC Khaki Coordinate |
| BRW Brownie | LGC Legacy |
| BRM Brighton Medium | MCH Mocha |
| BUT Butterscotch | NTO Night Owl |
| CAN Canyon | NUT Nut Brown |
| CIN Cinnamon | COA Oatmeal Cook Coordinate |
| CIT Citron | CPI Pinnacle Walnut Coordinate |
| CLA Classic | PRL Praline |
| CCF Coffee Coordinate | SAF Saffron |
| CLL Collectors | SIE Sienna |
| CCR Cremello Coordinate | CST Studio Teak Coordinate |
| DES Desert | TOF Toffee |
| EAR Earthy | TRF Truffle |
| ECU Ecu | VEN Venetian |
| ESP Espresso | CVI Vintage Coordinate |
| FLX Flax | CWH Walnut Heights Coordinate |
| CFL Florence Walnut Coordinate | CWE Weathered Ash Coordinate |

Color - Add \$38 list per item

- | | |
|------------------|----------------------|
| BKD Backdrop | GRV Greek Villa |
| BFX Black Fox | GLF Gulf Stream |
| BWH Bright White | HTB Heartthrob |
| CGP Cargo Pants | NET Network Gray |
| CHT Chatroom | NWH Nonchalant White |
| DSY Daisy | PAR Paradise |
| DRG Daring | QXP Quixotic Plum |
| DYN Dynamo | RBZ Relic Bronze |
| ENG Enigma | SND Sandbank |
| FRR French Roast | STM Storm |
| GBY Georgian Bay | TRC Tricorn Black |

4 Metal Frame Tier/Color:

- Tier 1:**
 MBK Matte Black
- Tier 2: Add \$42 list**
- | | |
|-------------------|-----------------|
| ASL Arctic Silver | PEW Pewter |
| BWH Bright White | SNK Soft Nickel |
- Tier 3: Add \$83 list**
- | | |
|-------------------|-------------------|
| CAR Carmine Red | SPB Sapphire Blue |
| LGR Leaf Green | TBL Traffic Blue |
| PPB Purple Violet | ZYL Zinc Yellow |
| SIG Signal Orange | |
- Tier 4: Add \$125 list**
- | | |
|--------------------|----------------------|
| BRD Beige Red | SAL Salmon Orange |
| COP Copper Brown | SGR Signal Green |
| HYL Honey Yellow | SGY Silk Grey |
| MTQ Mint Turquoise | TQP Turquoise Pastel |
| OGR Olive Green | TRD Traffic Red |
| QZG Quartz Grey | MHB Mahogany Brown |

5 See a selection of graded in fabric manufacturers and patterns on pages 20-28 Contact Customer Service for additional fabric options.

Description	Model	Specifications	List Price Per Grade																								
Swivel Barstool	199A Wood Seat 199C Uph. Seat · 360° swivel · optional self-centering swivel plate - no upcharge, please specify when ordering	<table border="1"> <thead> <tr> <th>Dimensions</th> <th>D</th> <th>W</th> <th>H</th> </tr> </thead> <tbody> <tr> <td>Overall</td> <td>20</td> <td>18</td> <td>44</td> </tr> <tr> <td>Seat</td> <td>15 ½</td> <td>17</td> <td>31</td> </tr> <tr> <th colspan="2">Upholstery</th> <th colspan="2">Shipping</th> </tr> <tr> <td>COM Ydg</td> <td>¾</td> <td>Ctn Wt</td> <td>31</td> </tr> <tr> <td>COL Sq Ft</td> <td>9</td> <td>Cu Ft</td> <td>13</td> </tr> </tbody> </table>	Dimensions	D	W	H	Overall	20	18	44	Seat	15 ½	17	31	Upholstery		Shipping		COM Ydg	¾	Ctn Wt	31	COL Sq Ft	9	Cu Ft	13	Wood Seat \$635 COM \$642 A \$660 B \$679 COL/C \$707 D \$750 E \$789 F \$851 G \$917 H \$988 I \$1,101 J \$1,233 L1 \$930 L2 \$1,003
Dimensions	D	W	H																								
Overall	20	18	44																								
Seat	15 ½	17	31																								
Upholstery		Shipping																									
COM Ydg	¾	Ctn Wt	31																								
COL Sq Ft	9	Cu Ft	13																								
Armless Stacker	202A Wood Seat 202B Uph. Back · optional laser engraving back imprint, specify location and size - see page 29 for details. (A model only) · upholstered seat models not recommended for stacking · stacks five high	<table border="1"> <thead> <tr> <th>Dimensions</th> <th>D</th> <th>W</th> <th>H</th> </tr> </thead> <tbody> <tr> <td>Overall</td> <td>17</td> <td>17</td> <td>31 ½</td> </tr> <tr> <td>Seat</td> <td>15 ½</td> <td>17</td> <td>18 ½</td> </tr> <tr> <th colspan="2">Upholstery</th> <th colspan="2">Shipping</th> </tr> <tr> <td>COM Ydg</td> <td>¾</td> <td>Ctn Wt</td> <td>21</td> </tr> <tr> <td>COL Sq Ft</td> <td>9</td> <td>Cu Ft</td> <td>9</td> </tr> </tbody> </table>	Dimensions	D	W	H	Overall	17	17	31 ½	Seat	15 ½	17	18 ½	Upholstery		Shipping		COM Ydg	¾	Ctn Wt	21	COL Sq Ft	9	Cu Ft	9	Wood Seat \$416 COM \$455 A \$468 B \$481 COL/C \$502 D \$527 E \$554 F \$597 G \$639 H \$687 I \$761 J \$851 L1 \$648 L2 \$698
Dimensions	D	W	H																								
Overall	17	17	31 ½																								
Seat	15 ½	17	18 ½																								
Upholstery		Shipping																									
COM Ydg	¾	Ctn Wt	21																								
COL Sq Ft	9	Cu Ft	9																								
Armless Stacker	202C Uph. Seat · optional laser engraving back imprint, specify location and size - see page 29 for details. · upholstered seat models not recommended for stacking · stacks five high	<table border="1"> <thead> <tr> <th>Dimensions</th> <th>D</th> <th>W</th> <th>H</th> </tr> </thead> <tbody> <tr> <td>Overall</td> <td>17</td> <td>17</td> <td>31 ½</td> </tr> <tr> <td>Seat</td> <td>15 ½</td> <td>17</td> <td>18 ½</td> </tr> <tr> <th colspan="2">Upholstery</th> <th colspan="2">Shipping</th> </tr> <tr> <td>COM Ydg</td> <td>¾</td> <td>Ctn Wt</td> <td>21</td> </tr> <tr> <td>COL Sq Ft</td> <td>9</td> <td>Cu Ft</td> <td>9</td> </tr> </tbody> </table>	Dimensions	D	W	H	Overall	17	17	31 ½	Seat	15 ½	17	18 ½	Upholstery		Shipping		COM Ydg	¾	Ctn Wt	21	COL Sq Ft	9	Cu Ft	9	COM \$427 A \$443 B \$460 COL/C \$492 D \$531 E \$572 F \$635 G \$701 H \$773 I \$882 J \$1,016 L1 \$713 L2 \$785
Dimensions	D	W	H																								
Overall	17	17	31 ½																								
Seat	15 ½	17	18 ½																								
Upholstery		Shipping																									
COM Ydg	¾	Ctn Wt	21																								
COL Sq Ft	9	Cu Ft	9																								
Armless Stacker	202D Uph. Seat/Back · when using contrasting upholstery, indicate application and use higher grade pricing · upholstered seat models not recommended for stacking · stacks five high	<table border="1"> <thead> <tr> <th>Dimensions</th> <th>D</th> <th>W</th> <th>H</th> </tr> </thead> <tbody> <tr> <td>Overall</td> <td>17</td> <td>17</td> <td>31 ½</td> </tr> <tr> <td>Seat</td> <td>15 ½</td> <td>17</td> <td>18 ½</td> </tr> <tr> <th colspan="2">Upholstery</th> <th colspan="2">Shipping</th> </tr> <tr> <td>COM Ydg</td> <td>¾</td> <td>Ctn Wt</td> <td>21</td> </tr> <tr> <td>COL Sq Ft</td> <td>9</td> <td>Cu Ft</td> <td>9</td> </tr> </tbody> </table>	Dimensions	D	W	H	Overall	17	17	31 ½	Seat	15 ½	17	18 ½	Upholstery		Shipping		COM Ydg	¾	Ctn Wt	21	COL Sq Ft	9	Cu Ft	9	COM \$524 A \$546 B \$569 COL/C \$609 D \$662 E \$716 F \$798 G \$887 H \$983 I \$1,131 J \$1,309 L1 \$479 L2 \$467
Dimensions	D	W	H																								
Overall	17	17	31 ½																								
Seat	15 ½	17	18 ½																								
Upholstery		Shipping																									
COM Ydg	¾	Ctn Wt	21																								
COL Sq Ft	9	Cu Ft	9																								

Description

1 Model

Specifications

List Price Per Grade

Armless



203A
wood seat



203B
uph. back

203A Wood Seat
203B Uph. Back

- optional laser engraving back imprint, specify location and size - see page 29 for details. (A model only)

Dimensions	D	W	H
Overall	17	17	31 1/2
Seat	15 1/2	17	18 1/2
Upholstery		Shipping	
COM Ydg	3/4	Ctn Wt	21
COL Sq Ft	9	Cu Ft	9

Wood Seat	\$416
COM	\$455
A	\$468
B	\$481
COL/C	\$502
D	\$527
E	\$554
F	\$597
G	\$639
H	\$687
I	\$761
J	\$851
L1	\$648
L2	\$698

Armless



203C Uph. Seat

- optional laser engraving back imprint, specify location and size - see page 29 for details.

Dimensions	D	W	H
Overall	17	17	31 1/2
Seat	15 1/2	17	18 1/2
Upholstery		Shipping	
COM Ydg	3/4	Ctn Wt	21
COL Sq Ft	9	Cu Ft	9

COM	\$427
A	\$443
B	\$460
COL/C	\$492
D	\$531
E	\$572
F	\$635
G	\$701
H	\$773
I	\$882
J	\$1,016
L1	\$713
L2	\$785

To Order, Specify:

- Model Number
- Wood Species - Beech (B)
- Wood Seat Finish/Color
- Metal Frame Color
- Fabric Selection - vendor, pattern and color
- Optional Clear Leg Protectors - add \$22 list per chair for set of 4

Specifications

- Wood species - Beech.
- 18 gauge metal frame.
- Seat is upholstered with 1 1/2" polyurethane foam and synthetic sheet webbing for added comfort.
- Standard with 1 1/4" clear K-resin rocker glides.
- Legs 1 1/4" square tube.
- Stretcher rim and seat rim 3/4" square tube.

3 Wood Finish/Color Options:

Maple	
CAG	Aged Ash Coordinate
ALM	Ale Medium
AUB	Auburn
BRL	Barley
CBE	Blonde Echo Coordinate
BBM	Bourbon Medium
CBZ	Brazilwood Coordinate
BRW	Brownie
BRM	Brighton Medium
BUT	Butterscotch
CAN	Canyon
CIN	Cinnamon
CIT	Citron
CLA	Classic
CCF	Coffee Coordinate
CLL	Collectors
CCR	Cremello Coordinate
DES	Desert
EAR	Earthy
ECU	Ecu
ESP	Espresso
FLX	Flax
CFL	Florence Walnut Coordinate
CFO	Fossil Coordinate
CGR	Graphite Coordinate
HRV	Harvest
HEN	Henna
CHL	High Line Coordinate
HNY	Honey
CKC	Khaki Coordinate
LGC	Legacy
MCH	Mocha
NTO	Night Owl
NUT	Nut Brown
COA	Oatmeal Cook Coordinate
CPI	Pinnacle Walnut Coordinate
PRL	Praline
SAF	Saffron
SIE	Sienna
CST	Studio Teak Coordinate
TOF	Toffee
TRF	Truffle
VEN	Venetian
CVI	Vintage Coordinate
CWH	Walnut Heights Coordinate
CWE	Weathered Ash Coordinate

Color - Add \$38 list per item

BKD	Backdrop	GRV	Greek Villa
BFX	Black Fox	GLF	Gulf Stream
BWH	Bright White	HTB	Heartthrob
CGP	Cargo Pants	NET	Network Gray
CHT	Chatroom	NWH	Nonchalant White
DSY	Daisy	PAR	Paradise
DRG	Daring	QXP	Quixotic Plum
DYN	Dynamo	RBZ	Relic Bronze
ENG	Enigma	SND	Sandbank
FRR	French Roast	STM	Storm
GBY	Georgian Bay	TRC	Tricorn Black

4 Metal Frame Tier/Color:

Tier 1:

MBK Matte Black

Tier 2: Add \$42 list

ASL	Arctic Silver	PEW	Pewter
BWH	Bright White	SNK	Soft Nickel






Tier 3: Add \$83 list

CAR	Carmine Red	SPB	Sapphire Blue
LGR	Leaf Green	TBL	Traffic Blue
PPB	Purple Violet	ZYL	Zinc Yellow
SIG	Signal Orange		

Tier 4: Add \$125 list

BRD	Beige Red	SAL	Salmon Orange
COP	Copper Brown	SGR	Signal Green
HYL	Honey Yellow	SGY	Silk Grey
MTQ	Mint Turquoise	TQP	Turquoise Pastel
OGR	Olive Green	TRD	Traffic Red
QZG	Quartz Grey	MHB	Mahogany Brown

- See a selection of graded in fabric manufacturers and patterns on pages 20-28 Contact Customer Service for additional fabric options.

Description	Model	Specifications	List Price Per Grade																								
Armless 	203D Uph. Seat/Back	<table border="1"> <thead> <tr> <th>Dimensions</th> <th>D</th> <th>W</th> <th>H</th> </tr> </thead> <tbody> <tr> <td>Overall</td> <td>17</td> <td>17</td> <td>31 1/2</td> </tr> <tr> <td>Seat</td> <td>15 1/2</td> <td>17</td> <td>18 1/2</td> </tr> <tr> <th colspan="2">Upholstery</th> <th colspan="2">Shipping</th> </tr> <tr> <td>COM Ydg</td> <td>3/4</td> <td>Ctn Wt</td> <td>21</td> </tr> <tr> <td>COL Sq Ft</td> <td>9</td> <td>Cu Ft</td> <td>9</td> </tr> </tbody> </table>	Dimensions	D	W	H	Overall	17	17	31 1/2	Seat	15 1/2	17	18 1/2	Upholstery		Shipping		COM Ydg	3/4	Ctn Wt	21	COL Sq Ft	9	Cu Ft	9	COM \$524 A \$546 B \$569 COL/C \$609 D \$662 E \$716 F \$798 G \$887 H \$983 I \$1,131 J \$1,309 L1 \$906 L2 \$1,001
Dimensions	D	W	H																								
Overall	17	17	31 1/2																								
Seat	15 1/2	17	18 1/2																								
Upholstery		Shipping																									
COM Ydg	3/4	Ctn Wt	21																								
COL Sq Ft	9	Cu Ft	9																								
Barstool 	208A Wood Seat	<table border="1"> <thead> <tr> <th>Dimensions</th> <th>D</th> <th>W</th> <th>H</th> </tr> </thead> <tbody> <tr> <td>Overall</td> <td>16 1/2</td> <td>17</td> <td>41 1/2</td> </tr> <tr> <td>Seat</td> <td>15 1/2</td> <td>17</td> <td>31</td> </tr> <tr> <th colspan="2">Upholstery</th> <th colspan="2">Shipping</th> </tr> <tr> <td>COM Ydg</td> <td>3/4</td> <td>Ctn Wt</td> <td>28</td> </tr> <tr> <td>COL Sq Ft</td> <td>9</td> <td>Cu Ft</td> <td>13</td> </tr> </tbody> </table>	Dimensions	D	W	H	Overall	16 1/2	17	41 1/2	Seat	15 1/2	17	31	Upholstery		Shipping		COM Ydg	3/4	Ctn Wt	28	COL Sq Ft	9	Cu Ft	13	Wood Seat \$484
Dimensions	D		W	H																							
Overall	16 1/2	17	41 1/2																								
Seat	15 1/2	17	31																								
Upholstery		Shipping																									
COM Ydg	3/4	Ctn Wt	28																								
COL Sq Ft	9	Cu Ft	13																								
	208B Uph. Back · optional laser engraving back imprint, specify location and size - see page 29 for details. (A model only)		COM \$524																								
208A wood seat			A \$536																								
208B uph. back			B \$551																								
			COL/C \$571																								
			D \$598																								
			E \$624																								
			F \$664																								
			G \$709																								
			H \$756																								
			I \$832																								
			J \$919																								
			L1 \$719																								
			L2 \$764																								
Barstool 	208C Uph. Seat · optional laser engraving back imprint, specify location and size - see page 29 for details.	<table border="1"> <thead> <tr> <th>Dimensions</th> <th>D</th> <th>W</th> <th>H</th> </tr> </thead> <tbody> <tr> <td>Overall</td> <td>16 1/2</td> <td>17</td> <td>41 1/2</td> </tr> <tr> <td>Seat</td> <td>15 1/2</td> <td>17</td> <td>31</td> </tr> <tr> <th colspan="2">Upholstery</th> <th colspan="2">Shipping</th> </tr> <tr> <td>COM Ydg</td> <td>3/4</td> <td>Ctn Wt</td> <td>28</td> </tr> <tr> <td>COL Sq Ft</td> <td>9</td> <td>Cu Ft</td> <td>13</td> </tr> </tbody> </table>	Dimensions	D	W	H	Overall	16 1/2	17	41 1/2	Seat	15 1/2	17	31	Upholstery		Shipping		COM Ydg	3/4	Ctn Wt	28	COL Sq Ft	9	Cu Ft	13	COM \$495
Dimensions	D	W	H																								
Overall	16 1/2	17	41 1/2																								
Seat	15 1/2	17	31																								
Upholstery		Shipping																									
COM Ydg	3/4	Ctn Wt	28																								
COL Sq Ft	9	Cu Ft	13																								
			A \$512																								
			B \$530																								
			COL/C \$561																								
			D \$601																								
			E \$642																								
			F \$703																								
			G \$772																								
			H \$840																								
			I \$954																								
			J \$1,087																								
			L1 \$784																								
			L2 \$855																								
Barstool 	208D Uph. Seat/Back	<table border="1"> <thead> <tr> <th>Dimensions</th> <th>D</th> <th>W</th> <th>H</th> </tr> </thead> <tbody> <tr> <td>Overall</td> <td>16 1/2</td> <td>17</td> <td>41 1/2</td> </tr> <tr> <td>Seat</td> <td>15 1/2</td> <td>17</td> <td>31</td> </tr> <tr> <th colspan="2">Upholstery</th> <th colspan="2">Shipping</th> </tr> <tr> <td>COM Ydg</td> <td>3/4</td> <td>Ctn Wt</td> <td>28</td> </tr> <tr> <td>COL Sq Ft</td> <td>9</td> <td>Cu Ft</td> <td>13</td> </tr> </tbody> </table>	Dimensions	D	W	H	Overall	16 1/2	17	41 1/2	Seat	15 1/2	17	31	Upholstery		Shipping		COM Ydg	3/4	Ctn Wt	28	COL Sq Ft	9	Cu Ft	13	COM \$592
Dimensions	D	W	H																								
Overall	16 1/2	17	41 1/2																								
Seat	15 1/2	17	31																								
Upholstery		Shipping																									
COM Ydg	3/4	Ctn Wt	28																								
COL Sq Ft	9	Cu Ft	13																								
			A \$613																								
			B \$636																								
			COL/C \$679																								
			D \$732																								
			E \$785																								
			F \$868																								
			G \$957																								
			H \$1,051																								
			I \$1,198																								
			J \$1,375																								
			L1 \$975																								
			L2 \$1,068																								

Description

1 Model

Specifications

List Price Per Grade

Swivel Barstool



209A wood seat



209B uph. back

209A Wood Seat
209B Uph. Back

- optional laser engraving back imprint, specify location and size - see page 29 for details. (A model only)
- 360° swivel
- optional self-centering swivel plate - no upcharge, please specify when ordering

Dimensions	D	W	H
Overall	20	18	44
Seat	15 1/2	17	31
Upholstery		Shipping	
COM Ydg	3/4	Ctn Wt	31
COL Sq Ft	9	Cu Ft	13

Wood Seat	\$624
COM	\$659
A	\$676
B	\$686
COL/C	\$706
D	\$734
E	\$760
F	\$802
G	\$848
H	\$894
I	\$967
J	\$1,058
L1	\$857
L2	\$904

Swivel Barstool



209C Uph. Seat

- optional laser engraving back imprint, specify location and size - see page 29 for details.
- 360° swivel
- optional self-centering swivel plate - no upcharge, please specify when ordering

Dimensions	D	W	H
Overall	20	18	44
Seat	15 1/2	17	31
Upholstery		Shipping	
COM Ydg	3/4	Ctn Wt	31
COL Sq Ft	9	Cu Ft	13

COM	\$630
A	\$651
B	\$667
COL/C	\$699
D	\$739
E	\$779
F	\$839
G	\$907
H	\$980
I	\$1,089
J	\$1,223
L1	\$922
L2	\$992

To Order, Specify:

- 1 Model Number
- 2 Wood Species - Beech (B)
- 3 Wood Seat Finish/Color
- 4 Metal Frame Color
- 5 Fabric Selection - vendor, pattern and color
- 6 Optional Clear Leg Protectors - add \$22 list per chair for set of 4

Specifications

- Wood species - Beech.
- 18 gauge metal frame.
- Seat is upholstered with 1 1/2" polyurethane foam and synthetic sheet webbing for added comfort.
- Standard with 1 1/4" clear K-resin rocker glides.
- Legs 1 1/4" square tube.
- Stretcher rim and seat rim 3/4" square tube.

3 Wood Finish/Color Options:

Maple	
CAG Aged Ash Coordinate	CFO Fossil Coordinate
ALM Ale Medium	CGR Graphite Coordinate
AUB Auburn	HRV Harvest
BRL Barley	HEN Henna
CBE Blonde Echo Coordinate	CHL High Line Coordinate
BBM Bourbon Medium	HNY Honey
CBZ Brazilwood Coordinate	CKC Khaki Coordinate
BRW Brownie	LGC Legacy
BRM Brighton Medium	MCH Mocha
BUT Butterscotch	NTO Night Owl
CAN Canyon	NUT Nut Brown
CIN Cinnamon	COA Oatmeal Cook Coordinate
CIT Citron	CPI Pinnacle Walnut Coordinate
CLA Classic	PRL Praline
CCF Coffee Coordinate	SAF Saffron
CLL Collectors	SIE Sienna
CCR Cremello Coordinate	CST Studio Teak Coordinate
DES Desert	TOF Toffee
EAR Earthy	TRF Truffle
ECU Ecu	VEN Venetian
ESP Espresso	CVI Vintage Coordinate
FLX Flax	CWH Walnut Heights Coordinate
CFL Florence Walnut Coordinate	CWE Weathered Ash Coordinate

Color - Add \$38 list per item

BKD Backdrop	GRV Greek Villa
BFX Black Fox	GLF Gulf Stream
BWH Bright White	HTB Heartthrob
CGP Cargo Pants	NET Network Gray
CHT Chatroom	NWH Nonchalant White
DSY Daisy	PAR Paradise
DRG Daring	QXP Quixotic Plum
DYN Dynamo	RBZ Relic Bronze
ENG Enigma	SND Sandbank
FRR French Roast	STM Storm
GBY Georgian Bay	TRC Tricorn Black

4 Metal Frame Tier/Color:

Tier 1:

MBK Matte Black

Tier 2: Add \$42 list

ASL Arctic Silver	PEW Pewter
BWH Bright White	SNK Soft Nickel

Tier 3: Add \$83 list

CAR Carmine Red	SPB Sapphire Blue
LGR Leaf Green	TBL Traffic Blue
PPB Purple Violet	ZYL Zinc Yellow
SIG Signal Orange	

Tier 4: Add \$125 list

BRD Beige Red	SAL Salmon Orange
COP Copper Brown	SGR Signal Green
HYL Honey Yellow	SGY Silk Grey
MTQ Mint Turquoise	TQP Turquoise Pastel
OGR Olive Green	TRD Traffic Red
QZG Quartz Grey	MHB Mahogany Brown

- 5 See a selection of graded in fabric manufacturers and patterns on pages 20-28 Contact Customer Service for additional fabric options.

Description

1 Model

Specifications

List Price Per Grade

Swivel Barstool

209D Uph. Seat/Back

- 360° swivel
- optional self-centering swivel plate - no upcharge, please specify when ordering

Dimensions	D	W	H
Overall	20	18	44
Seat	15 1/2	17	31

Upholstery	Shipping	
COM Ydg	3/4	Ctn Wt 31
COL Sq Ft	9	Cu Ft 13

- COM \$726
- A \$750
- B \$774
- COL/C \$816
- D \$868
- E \$922
- F \$1,004
- G \$1,092
- H \$1,188
- I \$1,335
- J \$1,513
- L1 \$1,110
- L2 \$1,205



AVALON

To Order, Specify:

- 1 Model Number
- 2 Wood Species - Beech (B)
- 3 Wood Seat Finish/Color
- 4 Metal Frame Color
- 5 Fabric Selection - vendor, pattern and color
- 6 Optional Clear Leg Protectors - add \$22 list per chair for set of 4

Specifications

- Wood species - Beech.
- 18 gauge metal frame.
- Seat is upholstered with 1 1/2" polyurethane foam and synthetic sheet webbing for added comfort.
- Standard with 1 1/4" clear K-resin rocker glides.
- Legs 1 1/4" square tube.
- Stretcher rim and seat rim 3/4" square tube.

3 Wood Finish/Color Options:

Maple

- | | |
|--------------------------------|--------------------------------|
| CAG Aged Ash Coordinate | CFO Fossil Coordinate |
| ALM Ale Medium | CGR Graphite Coordinate |
| AUB Auburn | HRV Harvest |
| BRL Barley | HEN Henna |
| CBE Blonde Echo Coordinate | CHL High Line Coordinate |
| BBM Bourbon Medium | HNY Honey |
| CBZ Brazilwood Coordinate | CKC Khaki Coordinate |
| BRW Brownie | LGC Legacy |
| BRM Brighton Medium | MCH Mocha |
| BUT Butterscotch | NTO Night Owl |
| CAN Canyon | NUT Nut Brown |
| CIN Cinnamon | COA Oatmeal Cook Coordinate |
| CIT Citron | CPI Pinnacle Walnut Coordinate |
| CLA Classic | PRL Praline |
| CCF Coffee Coordinate | SAF Saffron |
| CLL Collectors | SIE Sienna |
| CCR Cremello Coordinate | CST Studio Teak Coordinate |
| DES Desert | TOF Toffee |
| EAR Earthy | TRF Truffle |
| ECU Ecu | VEN Venetian |
| ESP Espresso | CVI Vintage Coordinate |
| FLX Flax | CWH Walnut Heights Coordinate |
| CFL Florence Walnut Coordinate | CWE Weathered Ash Coordinate |

Color - Add \$38 list per item

- | | |
|------------------|----------------------|
| BKD Backdrop | GRV Greek Villa |
| BFX Black Fox | GLF Gulf Stream |
| BWH Bright White | HTB Heartthrob |
| CGP Cargo Pants | NET Network Gray |
| CHT Chatroom | NWH Nonchalant White |
| DSY Daisy | PAR Paradise |
| DRG Daring | QXP Quixotic Plum |
| DYN Dynamo | RBZ Relic Bronze |
| ENG Enigma | SND Sandbank |
| FRR French Roast | STM Storm |
| GBY Georgian Bay | TRC Tricorn Black |

4 Metal Frame Tier/Color:

Tier 1:

MBK Matte Black

Tier 2: Add \$42 list

- | | |
|-------------------|-----------------|
| ASL Arctic Silver | PEW Pewter |
| BWH Bright White | SNK Soft Nickel |

Tier 3: Add \$83 list

- | | |
|-------------------|-------------------|
| CAR Carmine Red | SPB Sapphire Blue |
| LGR Leaf Green | TBL Traffic Blue |
| PPB Purple Violet | ZYL Zinc Yellow |
| SIG Signal Orange | |

Tier 4: Add \$125 list

- | | |
|--------------------|----------------------|
| BRD Beige Red | SAL Salmon Orange |
| COP Copper Brown | SGR Signal Green |
| HYL Honey Yellow | SGY Silk Grey |
| MTQ Mint Turquoise | TQP Turquoise Pastel |
| OGR Olive Green | TRD Traffic Red |
| QZG Quartz Grey | MHB Mahogany Brown |

5 See a selection of graded in fabric manufacturers and patterns on pages 20-28 Contact Customer Service for additional fabric options.

Avini Lounge Order Check List:



Specify:

- 1. Model Number
- 2. Wood Species - Maple (M)
- 3. Wood Finish/Color
- 4. Fabric Selection - vendor, pattern and color
- 5. Optional Rubber Cushion Nylon Glides - no upcharge

Example:

AV1021W (model #)	M (wood species)	AUB (finish)	MOMENTUM (fabric vendor)	VOX (pattern name)	MYSTIC (pattern color)
-----------------------------	----------------------------	------------------------	------------------------------------	------------------------------	----------------------------------

1. Model Number

2. Wood Species - Maple (M)

3. Wood Seat Finish/Color Options:

CAG Aged Ash Coordinate	CFO Fossil Coordinate
ALM Ale Medium	CGR Graphite Coordinate
AUB Auburn	HRV Harvest
BRL Barley	HEN Henna
CBE Blonde Echo Coordinate	CHL High Line Coordinate
BBM Bourbon Medium	HNY Honey
CBZ Brazilwood Coordinate	CKC Khaki Coordinate
BRM Brighton Medium	LGC Legacy
BRW Brownie	MCH Mocha
BUT Butterscotch	NTO Night Owl
CAN Canyon	NUT Nut Brown
CIN Cinnamon	COA Oatmeal Cookie Coordinate
CIT Citron	CPI Pinnacle Walnut Coordinate
CLA Classic	PRL Praline
CCF Coffee Coordinate	SAF Saffron
CLL Collectors	SIE Sienna
CCR Cremello Coordinate	CST Studio Teak Coordinate
DES Desert	TOF Toffee
EAR Earthy	TRF Truffle
ECU Ecru	VEN Venetian
ESP Espresso	CVI Vintage Coordinate
FLX Flax	CWH Walnut Heights Coordinate
CFL Florence Walnut Coordinate	CWE Weathered Ash Coordinate

Color - Add \$38 list per item

BKD Backdrop	GRV Greek Villa
BFX Black Fox	GLF Gulf Stream
BWH Bright White	HTB Heartthrob
CGP Cargo Pants	NET Network Gray
CHT Chatroom	NWH Nonchalant White
DSY Daisy	PAR Paradise
DRG Daring	QXP Quixotic Plum
DYN Dynamo	RBZ Relic Bronze
ENG Enigma	SND Sandbank
FRR French Roast	STM Storm
GBY Georgian Bay	TRC Tricorn Black

4. Fabric Selection - Please supply the following:

- Fabric vendor
- Pattern name
- Pattern color

[For a complete list of JSI Graded-In Fabric click here](#)

When specifying contrasting upholstery, indicate clearly which upholstery is to be applied to the seat, back and arms. Use higher grade pricing.

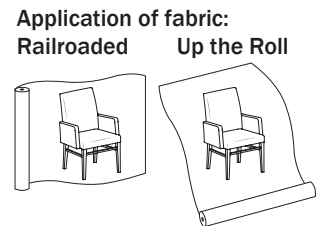
- Indicate direction of fabric - Railroaded or Up the Roll
- Please provide illustration, if available

All COM orders must include the following:


- Vendor's name, pattern name and color
- Sample of the fabric attached to order
- Model numbers of items for fabric application
- Special application instructions (e.g., all stripes will be applied front to back unless specified otherwise)
- Customer and purchase order number


Ship prepaid COM material to:


JSI
Attn: COM Department
201 East Martin Street
Receiving B, Dock 71
Orleans, IN 47452




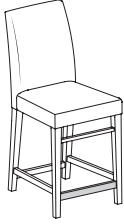
All COM orders will ship at standard lead time from receipt of COM except for orders requiring special custom matched finishes.


Description	① Model	Specifications	List Price Per Grade																																						
Armless 	AV1023D · upholstered seat and back	<table border="1"> <thead> <tr> <th>Dimensions</th> <th>D</th> <th>W</th> <th>H</th> </tr> </thead> <tbody> <tr> <td>Overall</td> <td>23 ½</td> <td>21 ½</td> <td>37</td> </tr> <tr> <td>Seat</td> <td>18</td> <td>21 ½</td> <td>18 ½</td> </tr> </tbody> </table>	Dimensions	D	W	H	Overall	23 ½	21 ½	37	Seat	18	21 ½	18 ½	<table border="1"> <thead> <tr> <th>COM</th> <th>\$950</th> </tr> </thead> <tbody> <tr><td>A</td><td>\$987</td></tr> <tr><td>B</td><td>\$1,034</td></tr> <tr><td>COL/C</td><td>\$1,118</td></tr> <tr><td>D</td><td>\$1,224</td></tr> <tr><td>E</td><td>\$1,331</td></tr> <tr><td>F</td><td>\$1,498</td></tr> <tr><td>G</td><td>\$1,675</td></tr> <tr><td>H</td><td>\$1,866</td></tr> <tr><td>I</td><td>\$2,160</td></tr> <tr><td>J</td><td>\$2,516</td></tr> <tr><td>L1</td><td>\$1,711</td></tr> <tr><td>L2</td><td>\$1,899</td></tr> </tbody> </table>	COM	\$950	A	\$987	B	\$1,034	COL/C	\$1,118	D	\$1,224	E	\$1,331	F	\$1,498	G	\$1,675	H	\$1,866	I	\$2,160	J	\$2,516	L1	\$1,711	L2	\$1,899
		Dimensions	D	W	H																																				
Overall	23 ½	21 ½	37																																						
Seat	18	21 ½	18 ½																																						
COM	\$950																																								
A	\$987																																								
B	\$1,034																																								
COL/C	\$1,118																																								
D	\$1,224																																								
E	\$1,331																																								
F	\$1,498																																								
G	\$1,675																																								
H	\$1,866																																								
I	\$2,160																																								
J	\$2,516																																								
L1	\$1,711																																								
L2	\$1,899																																								
		<table border="1"> <thead> <tr> <th>Upholstery</th> <th colspan="2">Shipping</th> </tr> </thead> <tbody> <tr> <td>COM Ydg</td> <td>2</td> <td>Ctn Wt 22</td> </tr> <tr> <td>COL Sq Ft</td> <td>40</td> <td>Cu Ft 14</td> </tr> </tbody> </table>	Upholstery	Shipping		COM Ydg	2	Ctn Wt 22	COL Sq Ft	40	Cu Ft 14																														
Upholstery	Shipping																																								
COM Ydg	2	Ctn Wt 22																																							
COL Sq Ft	40	Cu Ft 14																																							

Description	① Model	Specifications	List Price Per Grade																																						
Armless 	AV1023E · upholstered seat and back · solid maple crown	<table border="1"> <thead> <tr> <th>Dimensions</th> <th>D</th> <th>W</th> <th>H</th> </tr> </thead> <tbody> <tr> <td>Overall</td> <td>23 ½</td> <td>21 ½</td> <td>37</td> </tr> <tr> <td>Seat</td> <td>18</td> <td>21 ½</td> <td>18 ½</td> </tr> </tbody> </table>	Dimensions	D	W	H	Overall	23 ½	21 ½	37	Seat	18	21 ½	18 ½	<table border="1"> <thead> <tr> <th>COM</th> <th>\$1,033</th> </tr> </thead> <tbody> <tr><td>A</td><td>\$1,072</td></tr> <tr><td>B</td><td>\$1,121</td></tr> <tr><td>COL/C</td><td>\$1,203</td></tr> <tr><td>D</td><td>\$1,310</td></tr> <tr><td>E</td><td>\$1,419</td></tr> <tr><td>F</td><td>\$1,585</td></tr> <tr><td>G</td><td>\$1,761</td></tr> <tr><td>H</td><td>\$1,952</td></tr> <tr><td>I</td><td>\$2,246</td></tr> <tr><td>J</td><td>\$2,602</td></tr> <tr><td>L1</td><td>\$1,798</td></tr> <tr><td>L2</td><td>\$1,987</td></tr> </tbody> </table>	COM	\$1,033	A	\$1,072	B	\$1,121	COL/C	\$1,203	D	\$1,310	E	\$1,419	F	\$1,585	G	\$1,761	H	\$1,952	I	\$2,246	J	\$2,602	L1	\$1,798	L2	\$1,987
		Dimensions	D	W	H																																				
Overall	23 ½	21 ½	37																																						
Seat	18	21 ½	18 ½																																						
COM	\$1,033																																								
A	\$1,072																																								
B	\$1,121																																								
COL/C	\$1,203																																								
D	\$1,310																																								
E	\$1,419																																								
F	\$1,585																																								
G	\$1,761																																								
H	\$1,952																																								
I	\$2,246																																								
J	\$2,602																																								
L1	\$1,798																																								
L2	\$1,987																																								
		<table border="1"> <thead> <tr> <th>Upholstery</th> <th colspan="2">Shipping</th> </tr> </thead> <tbody> <tr> <td>COM Ydg</td> <td>2</td> <td>Ctn Wt 22</td> </tr> <tr> <td>COL Sq Ft</td> <td>40</td> <td>Cu Ft 14</td> </tr> </tbody> </table>	Upholstery	Shipping		COM Ydg	2	Ctn Wt 22	COL Sq Ft	40	Cu Ft 14																														
Upholstery	Shipping																																								
COM Ydg	2	Ctn Wt 22																																							
COL Sq Ft	40	Cu Ft 14																																							

Description	① Model	Specifications	List Price Per Grade																																										
Wood Arm 	AV1021W · upholstered seat and back	<table border="1"> <thead> <tr> <th>Dimensions</th> <th>D</th> <th>W</th> <th>H</th> </tr> </thead> <tbody> <tr> <td>Overall</td> <td>23 ½</td> <td>23 ½</td> <td>37</td> </tr> <tr> <td>Seat</td> <td>18</td> <td>21 ½</td> <td>18 ½</td> </tr> <tr> <td>Arm</td> <td></td> <td></td> <td>26</td> </tr> </tbody> </table>	Dimensions	D	W	H	Overall	23 ½	23 ½	37	Seat	18	21 ½	18 ½	Arm			26	<table border="1"> <thead> <tr> <th>COM</th> <th>\$975</th> </tr> </thead> <tbody> <tr><td>A</td><td>\$1,014</td></tr> <tr><td>B</td><td>\$1,062</td></tr> <tr><td>COL/C</td><td>\$1,143</td></tr> <tr><td>D</td><td>\$1,250</td></tr> <tr><td>E</td><td>\$1,358</td></tr> <tr><td>F</td><td>\$1,523</td></tr> <tr><td>G</td><td>\$1,699</td></tr> <tr><td>H</td><td>\$1,890</td></tr> <tr><td>I</td><td>\$2,186</td></tr> <tr><td>J</td><td>\$2,541</td></tr> <tr><td>L1</td><td>\$1,736</td></tr> <tr><td>L2</td><td>\$1,926</td></tr> </tbody> </table>	COM	\$975	A	\$1,014	B	\$1,062	COL/C	\$1,143	D	\$1,250	E	\$1,358	F	\$1,523	G	\$1,699	H	\$1,890	I	\$2,186	J	\$2,541	L1	\$1,736	L2	\$1,926
		Dimensions	D	W	H																																								
Overall	23 ½	23 ½	37																																										
Seat	18	21 ½	18 ½																																										
Arm			26																																										
COM	\$975																																												
A	\$1,014																																												
B	\$1,062																																												
COL/C	\$1,143																																												
D	\$1,250																																												
E	\$1,358																																												
F	\$1,523																																												
G	\$1,699																																												
H	\$1,890																																												
I	\$2,186																																												
J	\$2,541																																												
L1	\$1,736																																												
L2	\$1,926																																												
		<table border="1"> <thead> <tr> <th>Upholstery</th> <th colspan="2">Shipping</th> </tr> </thead> <tbody> <tr> <td>COM Ydg</td> <td>2</td> <td>Ctn Wt 23</td> </tr> <tr> <td>COL Sq Ft</td> <td>40</td> <td>Cu Ft 14</td> </tr> </tbody> </table>	Upholstery	Shipping		COM Ydg	2	Ctn Wt 23	COL Sq Ft	40	Cu Ft 14																																		
Upholstery	Shipping																																												
COM Ydg	2	Ctn Wt 23																																											
COL Sq Ft	40	Cu Ft 14																																											

Description	① Model	Specifications	List Price Per Grade																																										
Upholstered Arm 	AV1021U · upholstered seat, back and arms	<table border="1"> <thead> <tr> <th>Dimensions</th> <th>D</th> <th>W</th> <th>H</th> </tr> </thead> <tbody> <tr> <td>Overall</td> <td>23 ½</td> <td>24</td> <td>37</td> </tr> <tr> <td>Seat</td> <td>18</td> <td>21 ½</td> <td>18 ½</td> </tr> <tr> <td>Arm</td> <td></td> <td></td> <td>26</td> </tr> </tbody> </table>	Dimensions	D	W	H	Overall	23 ½	24	37	Seat	18	21 ½	18 ½	Arm			26	<table border="1"> <thead> <tr> <th>COM</th> <th>\$1,237</th> </tr> </thead> <tbody> <tr><td>A</td><td>\$1,291</td></tr> <tr><td>B</td><td>\$1,363</td></tr> <tr><td>COL/C</td><td>\$1,488</td></tr> <tr><td>D</td><td>\$1,646</td></tr> <tr><td>E</td><td>\$1,807</td></tr> <tr><td>F</td><td>\$2,056</td></tr> <tr><td>G</td><td>\$2,324</td></tr> <tr><td>H</td><td>\$2,606</td></tr> <tr><td>I</td><td>\$3,051</td></tr> <tr><td>J</td><td>\$3,583</td></tr> <tr><td>L1</td><td>\$2,375</td></tr> <tr><td>L2</td><td>\$2,661</td></tr> </tbody> </table>	COM	\$1,237	A	\$1,291	B	\$1,363	COL/C	\$1,488	D	\$1,646	E	\$1,807	F	\$2,056	G	\$2,324	H	\$2,606	I	\$3,051	J	\$3,583	L1	\$2,375	L2	\$2,661
		Dimensions	D	W	H																																								
Overall	23 ½	24	37																																										
Seat	18	21 ½	18 ½																																										
Arm			26																																										
COM	\$1,237																																												
A	\$1,291																																												
B	\$1,363																																												
COL/C	\$1,488																																												
D	\$1,646																																												
E	\$1,807																																												
F	\$2,056																																												
G	\$2,324																																												
H	\$2,606																																												
I	\$3,051																																												
J	\$3,583																																												
L1	\$2,375																																												
L2	\$2,661																																												
		<table border="1"> <thead> <tr> <th>Upholstery</th> <th colspan="2">Shipping</th> </tr> </thead> <tbody> <tr> <td>COM Ydg</td> <td>3</td> <td>Ctn Wt 25</td> </tr> <tr> <td>COL Sq Ft</td> <td>60</td> <td>Cu Ft 14</td> </tr> </tbody> </table>	Upholstery	Shipping		COM Ydg	3	Ctn Wt 25	COL Sq Ft	60	Cu Ft 14																																		
Upholstery	Shipping																																												
COM Ydg	3	Ctn Wt 25																																											
COL Sq Ft	60	Cu Ft 14																																											

Description	1 Model	Specifications			List Price Per Grade	
Counter Height Stool 	AV1024D · upholstered seat and back · stainless steel foot rest	Dimensions	D	W	H	COM \$1,115
		Overall	22	17 1/2	40	A \$1,156
		Seat	16 1/2	17 1/2	24 1/2	B \$1,202
		Upholstery	Shipping			COL/C \$1,287
		COM Ydg	2	Ctn Wt	25	D \$1,392
		COL Sq Ft	40	Cu Ft	11	E \$1,500
						F \$1,664
						G \$1,843
						H \$2,032
						I \$2,329
				J \$2,684		
				L1 \$1,877		
				L2 \$2,068		

Description	1 Model	Specifications			List Price Per Grade	
Counter Height Stool 	AV1024E · upholstered seat and back · solid maple crown · stainless steel foot rest	Dimensions	D	W	H	COM \$1,199
		Overall	22	17 1/2	40	A \$1,241
		Seat	16 1/2	17 1/2	24 1/2	B \$1,289
		Upholstery	Shipping			COL/C \$1,372
		COM Ydg	2	Ctn Wt	25	D \$1,477
		COL Sq Ft	40	Cu Ft	11	E \$1,587
						F \$1,751
						G \$1,929
						H \$2,119
						I \$2,414
				J \$2,771		
				L1 \$1,965		
				L2 \$2,155		

To Order, Specify:

- 1 Model Number
- 2 Wood Species - Maple (M)
- 3 Wood Finish/Color
- 4 Fabric Selection - vendor, pattern and color
- 5 Optional Rubber Cushion Nylon Glides - no upcharge

Specifications

- Wood species - Maple.
- Seat is upholstered with 1/2" high density polyurethane foam and synthetic sheet webbing for added comfort.
- Seat has single needle top stitch detail for added style and durability.
- Back is upholstered with 1" polyurethane foam.
- Arms are upholstered with polyurethane foam.
- Mortise and tenon construction with corner blocks, glue and screws.
- Standard with rubber cushion metal glides.

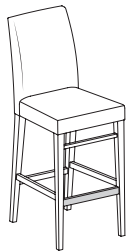
3 Wood Finish/Color Options:


- Maple**
- | | |
|--------------------------------|--------------------------------|
| CAG Aged Ash Coordinate | CFO Fossil Coordinate |
| ALM Ale Medium | CGR Graphite Coordinate |
| AUB Auburn | HRV Harvest |
| BRL Barley | HEN Henna |
| CBE Blonde Echo Coordinate | CHL High Line Coordinate |
| BBM Bourbon Medium | HNY Honey |
| CBZ Brazilwood Coordinate | CKC Khaki Coordinate |
| BRM Brighton Medium | LGC Legacy |
| BRW Brownie | MCH Mocha |
| BUT Butterscotch | NTO Night Owl |
| CAN Canyon | NUT Nut Brown |
| CIN Cinnamon | COA Oatmeal Cook Coordinate |
| CIT Citron | CPI Pinnacle Walnut Coordinate |
| CLA Classic | PRL Praline |
| CCF Coffee Coordinate | SAF Saffron |
| CLL Collectors | SIE Sienna |
| CCR Cremello Coordinate | CST Studio Teak Coordinate |
| DES Desert | TOF Toffee |
| EAR Earthy | TRF Truffle |
| ECU Ecu | VEN Venetian |
| ESP Espresso | CVI Vintage Coordinate |
| FLX Flax | CWH Walnut Heights Coordinate |
| CFL Florence Walnut Coordinate | CWE Weathered Ash Coordinate |

Color - Add \$38 list per item

- | | |
|------------------|----------------------|
| BKD Backdrop | GRV Greek Villa |
| BFX Black Fox | GLF Gulf Stream |
| BWH Bright White | HTB Hearthrob |
| CGP Cargo Pants | NET Network Gray |
| CHT Chatroom | NWH Nonchalant White |
| DSY Daisy | PAR Paradise |
| DRG Daring | QXP Quixotic Plum |
| DYN Dynamo | RBZ Relic Bronze |
| ENG Enigma | SND Sandbank |
| FRR French Roast | STM Storm |
| GBY Georgian Bay | TRC Tricorn Black |

4 See a selection of graded in fabric manufacturers and patterns on pages 20-28 Contact Customer Service for additional fabric options.

Description	① Model	Specifications			List Price Per Grade	
Barstool 	AV1028D · upholstered seat and back · stainless steel foot rest	Dimensions	D	W	H	COM \$1,115
		Overall	22	17 ½	46	A \$1,156
		Seat	16 ½	17 ½	30 ½	B \$1,202
		Upholstery	Shipping			COL/C \$1,287
		COM Ydg	2	Ctn Wt	25	D \$1,392
		COL Sq Ft	40	Cu Ft	12	E \$1,500
						F \$1,664
						G \$1,843
						H \$2,032
						I \$2,329

Description	① Model	Specifications			List Price Per Grade	
Barstool 	AV1028E · upholstered seat and back · solid maple crown · stainless steel foot rest	Dimensions	D	W	H	COM \$1,199
		Overall	22	17 ½	46	A \$1,241
		Seat	16 ½	17 ½	30 ½	B \$1,289
		Upholstery	Shipping			COL/C \$1,372
		COM Ydg	2	Ctn Wt	25	D \$1,477
		COL Sq Ft	40	Cu Ft	12	E \$1,587
						F \$1,751
						G \$1,929
						H \$2,119
						I \$2,414

To Order, Specify:

- ① Model Number
- ② Wood Species - Maple (M)
- ③ Wood Finish/Color
- ④ Fabric Selection - vendor, pattern and color
- ⑤ Optional Rubber Cushion Nylon Glides - no upcharge

Specifications

- Wood species - Maple.
- Seat is upholstered with 2 ½" high density polyurethane foam and synthetic sheet webbing for added comfort.
- Seat has single needle top stitch detail for added style and durability.
- Back is upholstered with 1" polyurethane foam.
- Arms are upholstered with polyurethane foam.
- Mortise and tenon construction with corner blocks, glue and screws.
- Standard with rubber cushion metal glides.

③ Wood Finish/Color Options:

Maple

CAG Aged Ash Coordinate	CFO Fossil Coordinate
ALM Ale Medium	CGR Graphite Coordinate
AUB Auburn	HRV Harvest
BRL Barley	HEN Henna
CBE Blonde Echo Coordinate	CHL High Line Coordinate
BBM Bourbon Medium	HNY Honey
CBZ Brazilwood Coordinate	CKC Khaki Coordinate
BRM Brighton Medium	LGC Legacy
BRW Brownie	MCH Mocha
BUT Butterscotch	NTO Night Owl
CAN Canyon	NUT Nut Brown
CIN Cinnamon	COA Oatmeal Cook Coordinate
CIT Citron	CPI Pinnacle Walnut Coordinate
CLA Classic	PRL Praline
CCF Coffee Coordinate	SAF Saffron
CLL Collectors	SIE Sienna
CCR Cremello Coordinate	CST Studio Teak Coordinate
DES Desert	TOF Toffee
EAR Earthy	TRF Truffle
ECU Ecu	VEN Venetian
ESP Espresso	CVI Vintage Coordinate
FLX Flax	CWH Walnut Heights Coordinate
CFL Florence Walnut Coordinate	CWE Weathered Ash Coordinate

Color - Add \$38 list per item

BKD Backdrop	GRV Greek Villa
BFX Black Fox	GLF Gulf Stream
BWH Bright White	HTB Heartthrob
CGP Cargo Pants	NET Network Gray
CHT Chatroom	NWH Nonchalant White
DSY Daisy	PAR Paradise
DRG Daring	QXP Quixotic Plum
DYN Dynamo	RBZ Relic Bronze
ENG Enigma	SND Sandbank
FRR French Roast	STM Storm
GBY Georgian Bay	TRC Tricorn Black

- ④ See a selection of graded in fabric manufacturers and patterns on pages 20-28 Contact Customer Service for additional fabric options.

BeSPACE Order Check List:



Specify:

- 1. Model Number
- 2. Wood Species - Rift Cut White Oak (WK4) or Flat Cut Walnut (WA1)
- 3. Finish Option - CLK (Clear on Rift Cut White Oak) or CLW (Clear on Flat Cut Walnut)
- 4. Door or Drawer Front Optional Paint Color (see below for paint color options); add \$38 list per item
- 5. Metal Leg Color - Matte Black (MBK), Pewter (PEW), Soft Nickel (SNK) or Stardust Silver (STS)
- 6. Fabric Selection
 - A. Seat - Vendor, Pattern and Color
 - B. Back - Vendor, Pattern and Color
 - C. Deck or Deck and Arm (s) - Vendor, Pattern and Color
- 7. Glass Color - Clear (GTC01) or Smoke (GTC04)
- 8. Optional Power Center - Flush Mount (EC22) - Black (B) or White (W); add \$612 list each
- 9. Optional Black Grommet; add \$99 list each

Example:

BS2 (model #)	WA1 (wood species)	CLW (finish)	SNK (metal leg color)	MOMENTUM (fabric vendor)	INSIGHT (pattern name)	FOSSIL (pattern color)
------------------	-----------------------	-----------------	--------------------------	-----------------------------	---------------------------	---------------------------

1. Model Number

When specifying contrasting upholstery, indicate clearly the upholstery to be applied to the seat, back, deck or deck and arm(s).

2. Wood Species - Rift Cut White Oak (WK4) or Flat Cut Walnut (WA1)

3. Wood Finish Options:

- CLK Clear on Rift Cut White Oak
- CLW Clear on Flat Cut Walnut

4. Door or Drawer Front Optional Paint Color -

Add \$38 list per item


- BKD Backdrop
- BFX Black Fox
- BWH Bright White
- CGP Cargo Pants
- CHT Chatroom
- FRR French Roast
- GRV Greek Villa
- NET Network Gray
- NWH Nonchalant White
- STM Storm
- TRC Tricorn Black

5. Metal Leg Color:

- MBK Matte Black
- PEW Pewter
- SNK Soft Nickel
- STS Stardust Silver

6. Fabric Selection - Please supply the following:

- Fabric vendor
- Pattern name
- Pattern color



All COM orders must include the following:

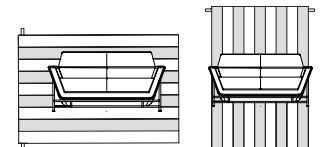
- Fabric vendor's name, pattern name and color
- Sample of the fabric attached to order
- Model numbers of items for fabric application
- Special application instructions (e.g., all stripes will be applied front to back unless specified otherwise)
- Customer and purchase order number

Ship prepaid COM

material to:
JSI
Attn: COM Department
201 East Martin Street
Receiving B, Dock 71
Orleans, IN 47452

Application of fabric:

Railroaded Up the Roll



[For a complete list of JSI Graded-In Fabric click here](#)

Contrasting Upholstery - Units can be specified with a contrasting upholstery feature. When this feature is desired the unit **will be priced based on the higher grade fabric** selected for the seat, back, deck or deck and arm(s).

7. Glass Color:

- GTC01 Clear
- GTC04 Smoke

8. Optional Power Center (EC22) - add \$612 list, specify color and location

9. Optional Black Grommet - add \$99 list each

Seating

Wood Materials

Exterior surfaces are laminated veneers either in plain sliced walnut or rift cut white oak.

Seating exterior components are made up of layers of hardwood veneer molded to shape and RF cured. Outer veneers are matched for a uniform grain pattern. Exterior plywood is 5/8" thick.

Interior seating frame and support components are made from 3/4" interior grade plywood.

Metal Materials

Exterior feet and leg frames are fabricated from 14 guage steel tubing and welded to pre-set standards.

Construction

Seating interior frames are constructed with upholstery grade plywood with precisely cut interlocking joints. All joints are glued and reinforced with staples. Critical joints are fastened with screws to reinforce the joint. Frame components are assembled using t-nuts for metal to metal connection.

Upholstery Details

Seating suspension for modular units has a 3-1/2" high-resilience seat foam placed onto sheet webbing for comfort and durability. Back and arm foam is a high density foam for comfort and durability.

Freestanding upholstered units have 6" thick high-resilience seat foam for durability. The bottom of the seat plywood is ventilated to allow the seat foam to breathe. Back and arm foam is a high density foam for comfort and durability.

Single needle top stitch is used on all BeSPACE models.

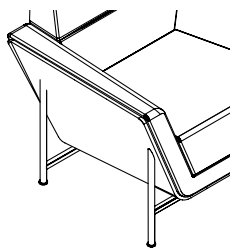
Exterior Metal Components

Leg frame is welded to pre-set standards and then the outer surfaces are prepared for powder coating. Leg frame and glide will be same color.

Powder coat finishes available:

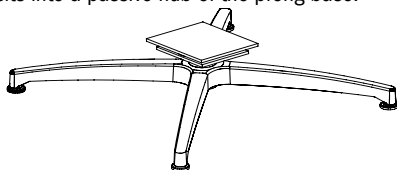
Matte Black	MBK
Pewter	PEW
Soft Nickel	SNK
Stardust Silver	STS

Legs with adjustable glides are mounted with internal connections which are embedded into the plywood exterior. The angular cut matches up with the plywood exterior for a floating appearance.



Special Features

Model BS-1 Lounge Chair with the swivel mechanism and four prong base with non-adjustable push-in glides features a 360° swivel. The standard 3.5° rearward tilt is welded in to the spindle of the mechanism plate, the spindle sits into a passive hub of the prong base.



Finish

To accentuate the beauty of the walnut or white oak veneers a clear finish coat is applied to the exposed plywood shells and platforms.

Exterior Seating Plywood Shell and Platforms are available in two finishes:

Clear Coat on Walnut	CLW
Clear Coat on Rift Cut White Oak	CLK

To reduce hazardous formaldehyde emission we use our proprietary specialty design top coat, DuraTex™. We are proud that our finish is GreenGuard certified.

DuraTex™, offers exceptional hardness along with abrasion and impact resistance, but has been formulated to eliminate hazardous and harmful gases that are normally associated with wood finish.

DuraTex™ Features

Safety - Significantly reduces hazardous formaldehyde emissions which help improve the quality of the indoor air we breathe.

Quality - Developed to be tough and durable with special attention to appearance. The DuraTex™ finish provides a safe solution and still preserves the natural beauty of wood.

Durability - Designed to meet a wide range of demanding performance and environmental standards to withstand even the highest wear and tear.

Care and Maintenance

Care of Upholstery Surfaces

Cleanability will vary based on the fabric type. For best results, a professional service is recommended. Dirt and crumbs may be gently brushed or vacuumed off. Spills should be wiped up immediately with a cloth. Vinyl textiles can be cleaned with warm soapy water and wiped down with a warm damp cloth. For more details on any JSI carded fabric and vinyl, please visit our website at www.jsifurniture.com or consult the back of the appropriate swatch card for cleaning codes and any specific instructions. For COM materials, consult with the individual textile manufacturer for cleaning codes and any specific instructions pertaining to your particular fabric.

Maintenance of Mechanical Parts

Clean any lint or debris from the moving parts of the base mechanisms. Mechanisms have been designed and tested to not require lubrication under normal conditions however lubricant can be used if needed.

Metal Components

Wipe smooth powder coat finishes and textured metals with a damp cloth. For stubborn stains and grease marks, use soap and water. Lightly brush textured metals with a soft, dry brush to remove dirt.

Casegoods

Wood Materials

Exterior surfaces are laminated veneers either in plain sliced walnut or rift cut white oak.

Casegood tops are made up of layers of hardwood veneers molded to shape and RF cured. Outer veneers are matched for uniform grain patterns. All casegood tops are 3/4" thick plywood.

Casegood chassis, doors and drawer fronts consist of veneer over composite wood core; all wood core components are 3/4" thick.

Metal Materials

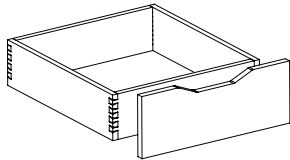
Exterior feet are fabricated using 14 gauge steel tubing and 14 gauge flat stock.

Construction

Casegoods are constructed with a series of glued wood dowels and metal-to-wood fastening hardware to reinforce critical joints.

Feet are field installed to prevent shipping damage, pre-bored holes make installation easy. Instructions, feet, and other hardware will be packed inside the carton.

Drawer boxes are constructed from plywood components with dovetail joinery, providing superior tensile strength to the box. Under-mount drawer suspensions are "full extension" which allows the drawers to open fully. The "soft-close" mechanism allows the drawers to close with a slight push. Drawer and door fronts feature a finger pull and are non-locking. Drawers in the BeSPACE product line are not intended for filing.



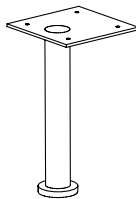
5-sided drawer box

Casegood Feet

Feet are fabricated with a flat plate which is screwed to the bottom of the casegoods. The feet have an adjustable glide for ease of leveling.

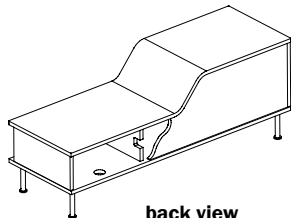
Powder coat finishes available:

Matte Black	MBK
Pewter	PEW
Soft Nickel	SNK
Stardust Silver	STS



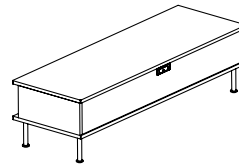
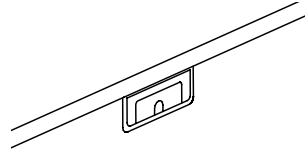
Glide matches powder coat finish selected on feet.

Credenza units have wire pass through incorporated into the interior dividers and bottom panels to allow for wiring to pass easily through the unit. A metal stress-bar runs the full length on the bottom side of the credenzas providing additional support.

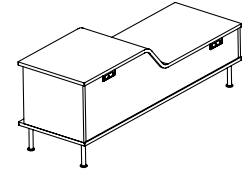


back view

Optional matte black grommets are available in the back panel but must be specified. Grommets are located as shown, center on single height units and two locations on transition height units.



single height



transition height

Finish

To accentuate the beauty of the walnut or white oak veneer a clear finish coat is applied to the chassis of the BeSPACE products. Drawer and door fronts can be matched with the same clear coat finish on the veneer or may be specified with a painted finish.

Chassis and Drawer or Door Fronts

Clear Coat on Rift Cut White Oak - CLW

Clear Coat on Walnut - CLK

Drawer/Door Fronts (optional Paint on Maple Veneer) - Add \$36 list per item

Backdrop	BKD	Greek Villa	GRV
Black Fox	BFX	Network Gray	NET
Bright White	BWH	Nonchalant White	NWH
Cargo Pants	CGP	Storm	STM
Chatroom	CHT	Tricorn Black	TRC
French Roast	FRR		

To reduce hazardous formaldehyde emission we use our proprietary specially designed top coat, DuraTex™. We are proud that our finish is GreenGuard certified.

DuraTex™ offers exceptional hardness along with abrasion and impact resistance, but has been formulated to eliminate hazardous and harmful gases that are normally associated with wood finish.

DuraTex™ Features

Safety - Significantly reduces hazardous formaldehyde emissions which help improve the quality of the of the indoor air we breathe.

Quality - Developed to be tough and durable with special attention to appearance. The DuraTex™ finish provides a safe solution and still preserves the natural beauty of wood.

Durability - Designed to meet a wide range of demanding performance and environmental standards to withstand even the highest wear and tear.

Glass Tables

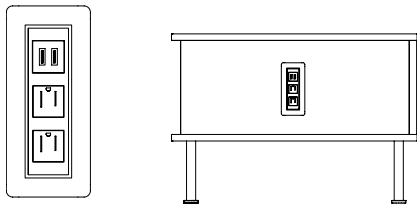
Glass Tops are 1/2" thick tempered and are available in Clear (low iron) or Smoke. Pliable polyurethane bumpers, along with the weight of the top, keeps the glass in place.

Clear GTC01
Smoke GTC04

Optional Data/Electrical Components

EC22 Power Center- Flush Mount

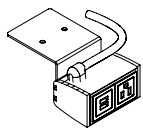
EC22 unit provides electric for two 110 devices and one USB 2-Port Simplex for charging. This factory installed unit is mounted in the front or back panel(s) of modular closed tables. When ordering specify color and location, see below. Power is connected to the building supply with 10' standard three prong cord. Access and storage of excess power cord is provided in the cavity of the tables.



Note: Power Center color, Black (B) or White (W) must be specified.

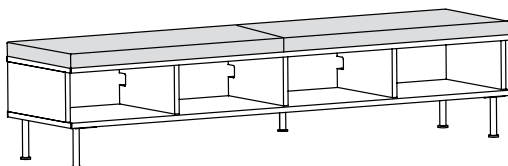
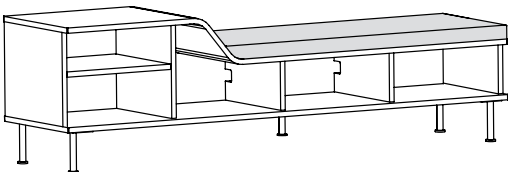
EC21 Power Center - Under Mount

This accessory item features one 110 device and one USB 2-Port Simplex for charging. The EC21 unit is ordered separately and can be mounted on the bottom platform of casegoods and lounge seating, see "Power Center Under Mount" on page 114.



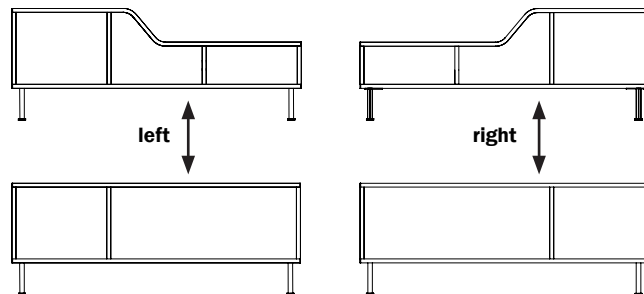
Credenza with Optional Cushions

Bench Height and Transitional Height credenza units can be ordered with an optional factory installed cushion. (Select appropriate fabric grade when pricing the unit). Cushion should not be removed due to permanent attachment.



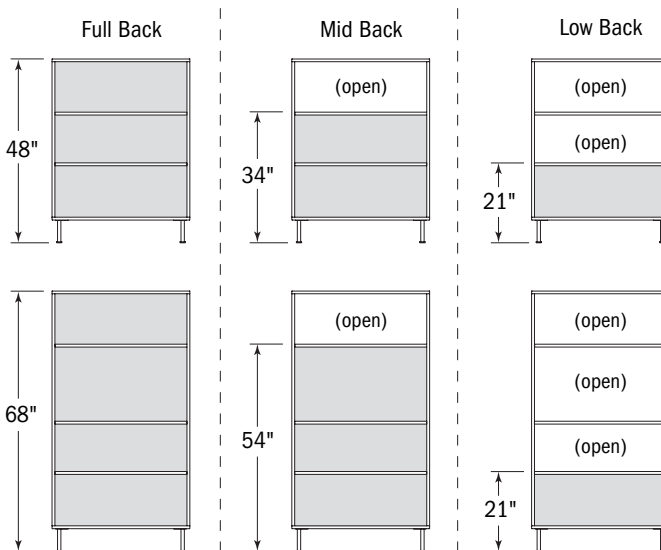
How to determine Left and Right

Left and right is determined by facing the unit; the transitional height unit determines the left or right orientation.



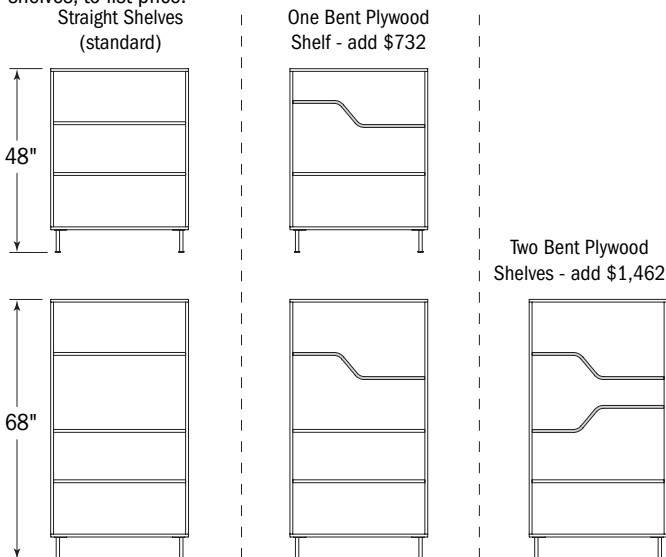
Bookcase Back Heights

Bookcases are available in two heights, 48 and 68 inches tall. When ordering, please specify one of the three back height options; Full Back, Mid Back or Low Back.



Bookcase Shelving

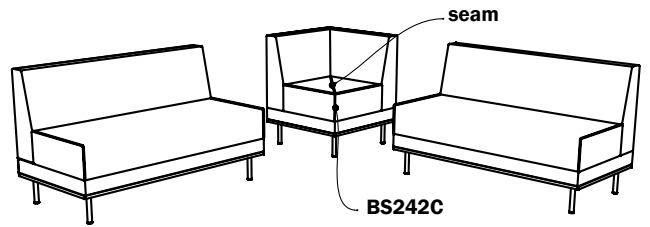
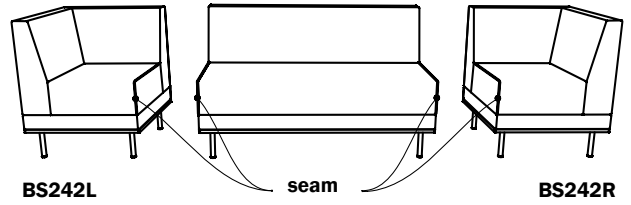
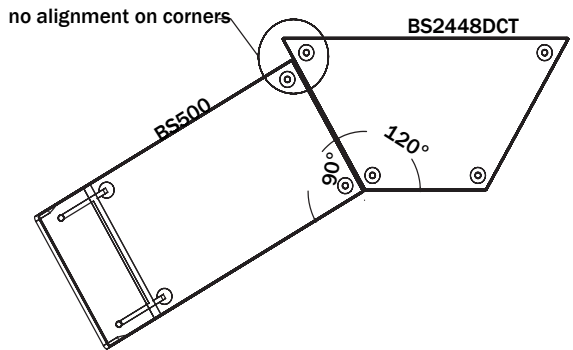
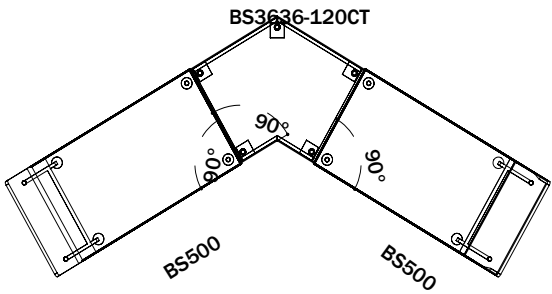
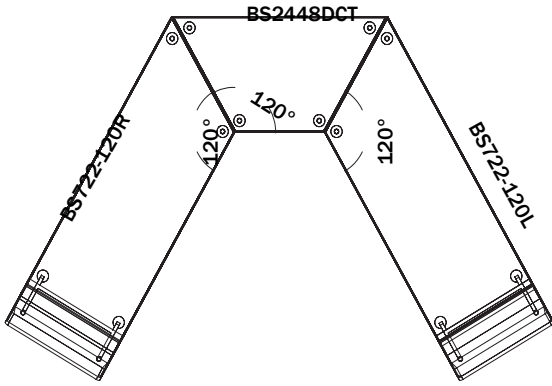
All bookcase shelves are offered straight as standard. The lowest shelf is always fixed and straight. Upper shelves are adjustable and available with optional bent plywood. The bent plywood shelves are reversible, they can slope in either direction. When ordering bookcases with bent plywood shelves, please specify and add \$732 for one shelf, and \$1,339 for two shelves, to list price.



Modular Tables and Modular Lounge - Connecting

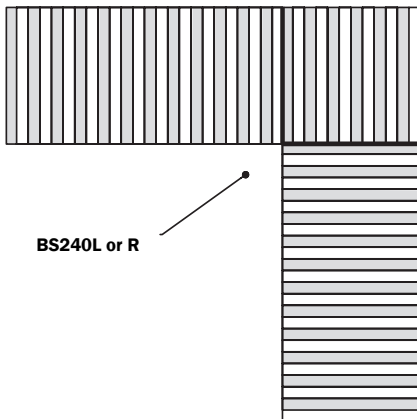
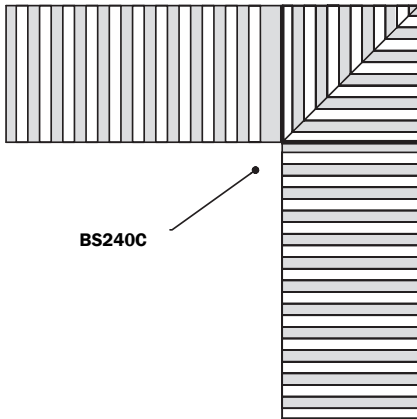
1. To create turns with in a product run, connect 120° units with other 120° units or 90° (square end) units with other 90° (square end) units to create turns.

2. For a flat tailored surface corner units will have a seam on the linking side.

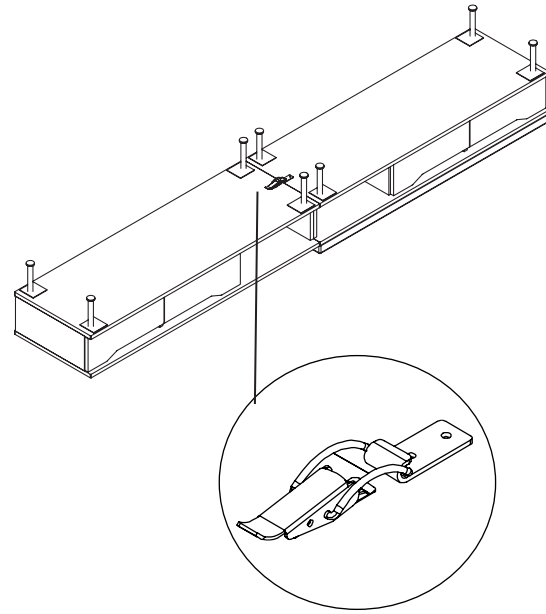


Note: 120° and 90° (square end) units cannot be connected to one another

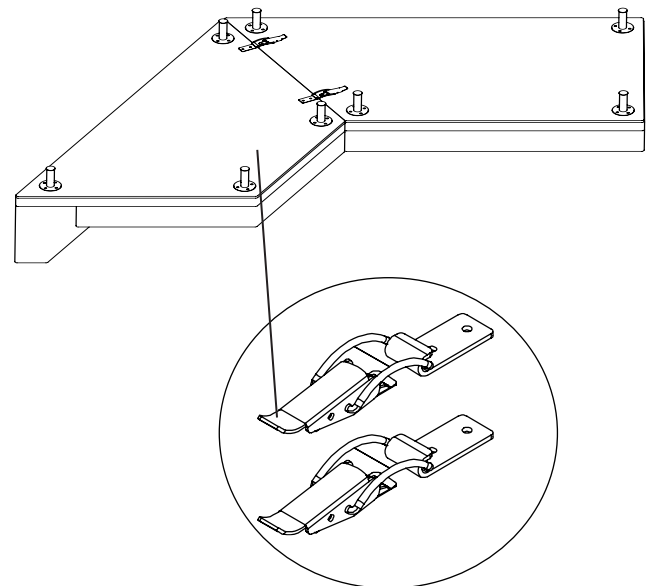
- When using textiles with a pattern or large repeats we recommend specifying the corner units with "C" at the end of the model number. Note there will be a diagonal seam allowing for a textile match. If the upholstery cover is non-directional the diagonal seam will be eliminated.



- Modular tables are shipped with connecting hardware to secure units together. The draw catch style hardware makes connection easy. Pre-bore holes are standard.



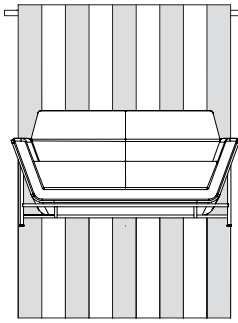
- Modular lounge units are shipped with two sets of connecting hardware to secure them together. The draw catch style hardware makes connection easy. Pre-bore holes are standard.



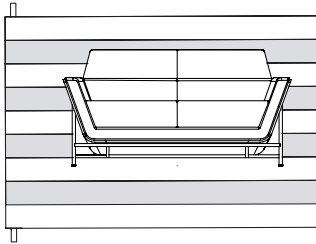
Upholstery Application

Unless the customer specifies the fabric to be “railroaded”, the fabric will be “cut up the roll”. Additional seaming may be needed pending fabric width and textile repeat match, contact Customer Service with questions.

“Nap” or “Up the Roll” (standard)

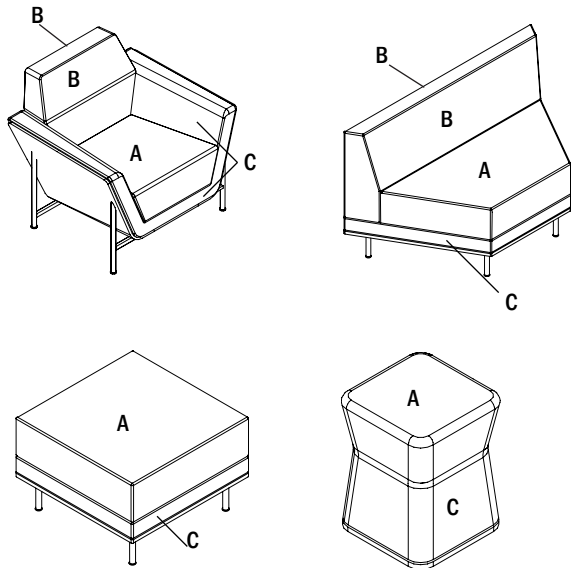


Railroaded (upon request)



Contrasting Upholstery

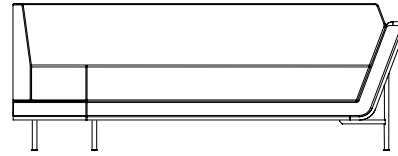
Units can be specified with a contrasting upholstery feature. When this feature is desired the unit will be priced based on the highest grade fabric. At the time of ordering identify the location of each textile according to the following code.




A = Seat
 B = Front Back/Extreme Back
 C = Deck or Deck and Arm (s)

How to Determine Left and Rights

Left and right is determined as you are seated in the chair.



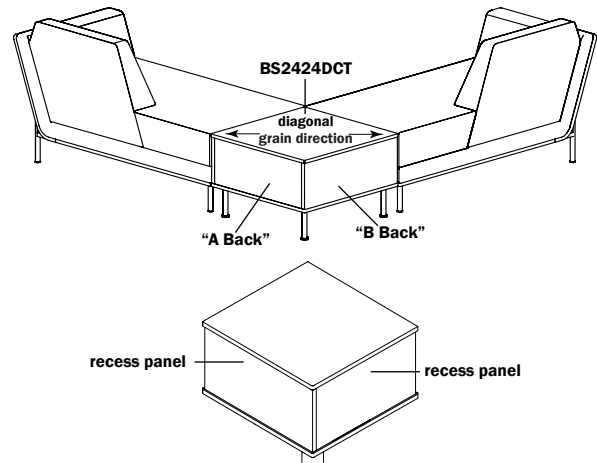
left shown



right shown

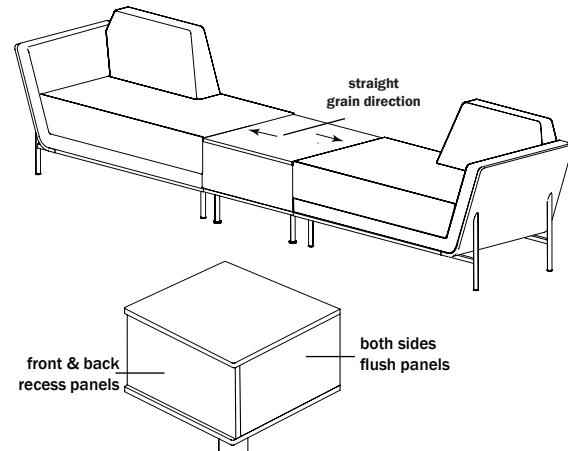
BS2424DCT Table

This corner table is designed to create a 90° (square end) turn with two modular corner components as shown in the example below. The “A” or “B” back panels are identified to help specify the location of the EC22 power data unit. When ordering an EC22 specify “A” and/or “B” location. The two back panels are slightly recessed. The grain runs diagonal on the table top.



BS2424SCT Table

This table is designed to create a straight run of modular components as shown in the example below. The EC22 can be installed in the front or back panel. The front and back panel are slight recessed. The grain on this top runs side to side.



BeSPACE

COM Yardage Requirements for Multiple Fabrics



Model	Description	Seat Only COM Ydg	Back Only COM Ydg	Deck and Arm(s) Only COM Ydg	Deck Only COM Ydg
BS1	Lounge Chair	1.25	1	1.5	0
BS1-S	Swivel Lounge Chair	1.25	1	1.5	0
BS140	Upholstered Pod	0.75	0	0	0.75
BS140W	Upholstered Table	0.75	0	0	0.75
BS2	Sette Lounge	2.5	2	1.5	0
BS230	Ottoman	1	0	0	0
BS240	24" Straight Bench	1.25	0	0	0.5
BS240-122	120° Connecting Bench	2	0	0	0.5
BS240C	24" Corner Bench	1.25	0	0	0.5
BS242-122	120° Connecting Bench with Back	2	2	0	0.5
BS242C	Corner Bench with Back, Center	0.75	2	0	0.5
BS242L	Corner Bench with Back, Left	0.75	2	0	0.5
BS242R	Corner Bench with Back, Right	0.75	2	0	0.5
BS3	Sofa Lounge	3.75	3	1.5	0
BS480	48" Straight Bench	1.5	0	0	0.5
BS480-120L	48" Angled Bench, Left	1.5	0	0	0.5
BS480-120R	48" Angled Bench, Right	1.5	0	0	0.5
BS480-122	48" Dual Angled Bench	1.5	0	0	0.5
BS481L	48" Partial Back Bench, Left	1.5	1.5	0	0.5
BS481R	48" Partial Back Bench, Right	1.5	1.5	0	0.5
BS482	48" Straight Bench with Back	1.5	1.5	0	0.5
BS482-120L	48" Angled Bench with Back, Left	1.5	1.5	0	0.5
BS482-120R	48" Angled Bench with Back, Right	1.5	1.5	0	0.5
BS482-122	48" Dual Angled Bench with Back	1.5	1.5	0	0.5
BS500	50" Open Side Bench	1.5	0	1.25	0
BS500-120L	50" Angled Open Side Bench, Left	1.5	0	1.25	0
BS500-120R	50" Angled Open Side Bench, Right	1.5	0	1.25	0
BS501L	50" Chaise Bench with Partial Back, Left	1.5	1.75	1.25	0
BS501R	50" Chaise Bench with Partial Back, Right	1.5	1.75	1.25	0
BS502-120L	50" Angled Open Side Bench with Back, Left	1.5	1.75	1.25	0
BS502-120R	50" Angled Open Side Bench with Back, Right	1.5	1.75	1.25	0
BS502L	50" Open Side Bench with Back, Left	1.5	1.75	1.25	0
BS502R	50" Open Side Bench with Back, Right	1.5	1.75	1.25	0
BS720	72" Straight Bench	3	0	0	0.75
BS720-120L	72" Angled Bench, Left	3	0	0	0.75
BS720-120R	72" Angled Bench, Right	3	0	0	0.75
BS720-122	72" Dual Angled Bench	3	0	0	0.75
BS721L	72" Partial Back Bench, Left	3	2.25	0	0.75
BS721R	72" Partial Back Bench, Right	3	2.25	0	0.75
BS722	72" Straight Bench with Back	3	3	0	0.75
BS722-120L	72" Angled Bench with Back, Left	3	3	0	0.75
BS722-120R	72" Angled Bench with Back, Right	3	3	0	0.75
BS722-122	72" Dual Angled Bench with Back	3	3	0	0.75
BS740	74" Open Side Bench	3	0	1.5	0
BS740-120L	74" Angled Open Side Bench, Left	3	0	1.5	0
BS740-120R	74" Angled Open Side Bench, Right	3	0	1.5	0
BS741L	74" Chaise Bench with Partial Back, Left	3	2.25	1.5	0
BS741R	74" Chaise Bench with Partial Back, Right	3	2.25	1.5	0
BS742-120L	74" Angled Open Side Bench with Back, Left	2.75	3.5	1.5	0
BS742-120R	74" Angled Open Side Bench with Back, Right	2.75	3.5	1.5	0
BS742L	74" Open Side Bench with Back, Left	2.75	3.5	1.5	0
BS742R	74" Open Side Bench with Back, Right	2.75	3.5	1.5	0
BS750	Freestanding Bench	2.75	0	0	1

BeSPACE

BeSPACE – Compartment - Drawer Sizes

All sizes are rounded down to the nearest 1/4" - sizes for drawers are interior dimensions of drawer boxes.

Unless noted sizes listed are dimensions for the interior compartments – compartment shelves are fixed, shelves are non-adjustable.

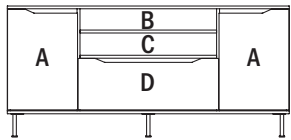
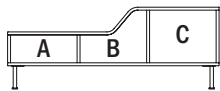
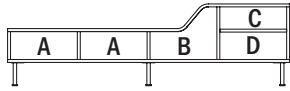
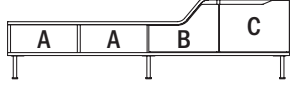
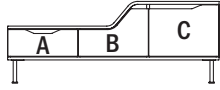
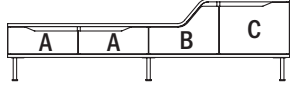
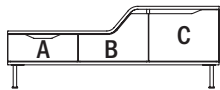
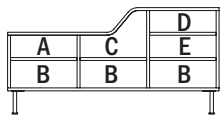
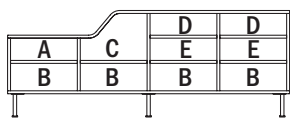
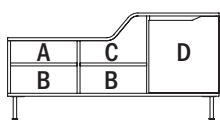
	Models	A	B	C	D	E	F
	BS24240CT	9 H 22 W 22 1/4 D					
	BS24480CT	9 H 22 3/4 W 22 3/8 D					
	BS1854-16SOS	7 H 17 W 15 1/2 D					
	BS1872-16SOS	7 H 17 W 15 1/2 D					
	BS1854-16SDWR BS1854-16SDWL	4 1/4 H 15 1/4 W 10 3/4 D Drawer Interior	7 H 17 W 15 1/2 D				
	BS1872-16SDWR BS1872-16SDWL	4 1/4 H 15 1/4 W 10 3/4 D Drawer Interior	7 H 17 W 15 1/2 D				
	BS1872-16SFS	4 1/4 H 15 1/4 W 10 3/4 D Drawer Interior					
	BS1854-20SOSR BS1854-20SOSL	13 1/4 H 34 3/4 W 15 1/2 D	13 1/4 H 17 W 15 1/2 D				
	BS1872-20SOS	5 1/2 H 34 3/4 W 15 1/2 D	7 H 34 3/4 W 15 1/2 D				
	BS1854-20SDWR BS1854-20SDWL	8 1/2 H 33 W 10 3/4 D Drawer Interior	13 1/4 H 17 W 15 1/2 D				
	BS1872-20SDWR BS1872-20SDWL	8 1/2 H 33 W 10 3/4 D Drawer Interior	5 1/2 H 34 3/4 W 15 1/2 D	7 H 34 3/4 W 15 1/2 D			
	BS1872-20SFS	8 1/2 H 33 W 10 3/4 D Drawer Interior					
	BS1854-27SOSR BS1854-27SOSL	5 1/2 H 34 3/4 W 15 1/2 D	13 1/4 H 34 3/4 W 15 1/2 D	5 1/2 H 17 W 15 1/2 D	13 1/4 H 17 W 15 1/2 D		

BeSPACE – Compartment - Drawer Sizes (continued)

	Models	A	B	C	D	E	F
	BS1872-27SOS	5 1/2 H 17 W 15 1/2 D	13 1/4 H 17 W 15 1/2 D	5 1/2 H 34 3/4 W 15 1/2 D	13 1/4 H 34 3/4 W 15 1/2 D		
	BS1854-27SDWR BS1854-27SDWL	5 1/2 H 34 3/4 W 15 1/2 D	8 1/2 H 33 W 10 3/4 D Drawer Interior	5 1/2 H 17 W 15 1/2 D	13 1/4 H 17 W 15 1/2 D		
	BS1854-27SFSR BS1854-27SFSL	5 1/2 H 34 3/4 W 15 1/2 D	8 1/2 H 33 W 10 3/4 D Drawer Interior	5 1/2 H 13 1/4 H 17 W 14 3/4 D Hinge Door			
	BS1872-27SSR BS1872-27SSL	5 1/2 H 17 W 15 1/2 D	13 1/4 H 17 W 15 1/2 D	5 1/2 H 34 3/4 W 15 1/2 D	8 1/2 H 33 W 10 3/4 D Drawer Interior	5 1/2 H Top Section 13 1/4 H Bottom Section 17 W 14 3/4 D Hinge Door	
	BS1872-27SFS	5 1/2 H Top Section 13 1/4 H Bottom Section 17 W 14 3/4 D Hinge Door	5 1/2 H 34 3/4 W 15 1/2 D	8 1/2 H 33 W 10 3/4 D Drawer Interior			
	BS1854-33SOSR BS1854-33SOSL	5 1/2 H 34 3/4 W 15 1/2 D	5 1/2 H 34 3/4 W 15 1/2 D	13 1/4 H 34 3/4 W 15 1/2 D	5 1/4 H 17 W 15 1/2 D	5 1/2 H 17 W 15 1/2 D	13 1/4 H 17 W 15 1/2 D
	BS1872-33SOS	5 1/4 H 17 W 15 1/2 D	5 1/2 H 17 W 15 1/2 D	13 1/2 H 17 W 15 1/2 D	5 1/4 H 34 3/4 W 15 1/2 D	5 1/2 H 34 3/4 W 15 1/2 D	13 1/2 H 34 3/4 W 15 1/2 D
	BS1854-33SFSR BS1854-33SFSL	5 1/4 H 34 3/4 W 15 1/2 D	5 1/2 H 34 3/4 W 15 1/2 D	8 1/2 H 33 W 10 3/4 D Drawer Interior	5 1/4 H Top Section 5 1/2 H Middle Section 13 1/4 H Bottom Section 17 W 14 3/4 D Hinge Door		
	BS1872-33SSR BS1872-33SSL	5 1/4 H 17 W 15 1/2 D	5 1/2 H 17 W 15 1/2 D	13 1/4 H 17 W 15 1/2 D	5 1/4 H 34 3/4 W 15 1/2 D	5 1/2 H 34 3/4 W 15 1/2 D	8 1/2 H 33 W 10 3/4 D Drawer Interior G 5 1/4 H Top Section 5 1/2 H Middle Section 13 1/4 H Bottom Section 17 W 14 3/4 D Hinge Door

BeSPACE

BeSPACE – Compartment - Drawer Sizes (continued)

	Models	A	B	C	D	E	F
	BS1872-33SFS	5 1/4 H Top Section 5 1/2 H Middle Section 13 1/4 H Bottom Section 17 W 14 3/4 D Hinge Door	5 1/4 H 34 3/4 W 15 1/2 D	5 1/2 H 34 3/4 W 15 1/2 D	8 1/2 H 33 W 10 3/4 D Drawer Interior		
	BS1854-20TOSR BS1854-20TOSL	7 H 17 W 15 1/2 D	7 H 13 1/4 H Transition 17 W 15 1/2 D	13 1/4 H 17 W 15 1/2 D			
	BS1872-20TOSR BS1872-20TOSL	7 H 17 W 15 1/2 D	7 H 13 1/4 H Transition 17 W 15 1/2 D	5 1/2 H 17 W 15 1/2 D	7 H 17 W 15 1/2 D		
	BS1872-20TSR BS1872-20TSL	7 H 17 W 15 1/2 D	4 1/4 H 15 1/4 W 10 3/4 D Drawer Interior	8 1/2 H 15 1/4 W 10 3/4 D Drawer Interior			
	BS1854-20TFSR BS1854-20TFSL	4 1/4 H 15 1/4 W 10 3/4 D Drawer Interior	4 1/4 H 15 1/4 W 10 3/4 D Drawer Interior	8 1/2 H 15 1/4 W 10 3/4 D Drawer Interior			
	BS1872-20TFSR BS1872-20TFSL	4 1/4 H 15 1/4 W 10 3/4 D Drawer Interior	4 1/4 H 15 1/4 W 10 3/4 D Drawer Interior	8 1/2 H 15 1/4 W 10 3/4 D Drawer Interior			
	BS1854-20TDSR BS1854-20TDSL	4 1/4 H 15 1/4 W 10 3/4 D Drawer Interior	4 1/4 H 15 1/4 W 10 3/4 D Drawer Interior	13 1/4 H 17 W 14 3/4 D Hinge Door			
	BS1854-27TOSR BS1854-27TOSL	5 1/2 H 17 W 15 1/2 D	7 H 17 W 15 1/2 D	5 1/2 H 12 H Transition 17 W 15 1/2 D	5 1/2 H 17 W 15 1/2 D	5 1/2 H 17 W 15 1/2 D	
	BS1872-27TOSR BS1872-27TOSL	5 1/2 H 17 W 15 1/2 D	7 H 17 W 15 1/2 D	5 1/2 H 12 H Transition 17 W 15 1/2 D	5 1/2 H 17 W 15 1/2 D	5 1/2 H 17 W 15 1/2 D	
	BS1854-27THDR BS1854-27THDL	5 1/2 H 17 W 15 1/2 D	7 H 17 W 15 1/2 D	15 1/2 H 12 H Transition 17 W 15 1/2 D	5 1/2 H Top Section 5 1/2 H Middle Section 7 H Bottom Section 17 W 14 3/4 D Hinge Door		

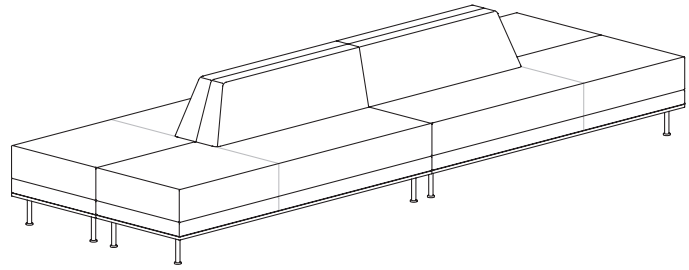
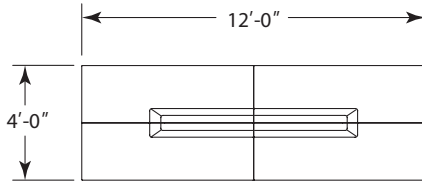
BESPACE

BeSPACE – Compartment - Drawer Sizes (continued)

	Models	A	B	C	D	E	F
	BS1872-27TSR BS1872-27TSL	5 1/2 H 17 W 15 1/2 D	7 H 17 W 15 1/2 D	5 1/2 H 12 H Transition 17 W 15 1/2 D	5 1/2 H Top Section 5 1/2 H Middle Section 7 H Bottom Section 17 W 14 3/4 D Hinge Door		
	BS1854-27TFSR BS1854-27TFSL	8 1/2 H 15 1/4 W 10 3/4 D Drawer Interior	8 1/2 H 15 1/4 W 10 3/4 D Drawer Interior	5 1/2 H Top Section 5 1/2 H Middle Section 7 H Bottom Section 17 W 14 3/4 D Hinge Door			
	BS1872-27TFSR BS1872-27TFSL	8 1/2 H 15 1/4 W 10 3/4 D Drawer Interior	8 1/2 H 15 1/4 W 10 3/4 D Drawer Interior	5 1/2 H Top Section 5 1/2 H Middle Section 7 H Bottom Section 17 W 14 3/4 D Hinge Door			
	BS1854-33TOSR BS1854-33TOSL	5 1/2 H 17 W 15 1/2 D	13 1/2 H 17 W 15 1/2 D	5 1/2 H 11 3/4 H Transition 17 W 15 1/2 D	5 1/2 H 17 W 15 1/2 D	5 1/2 H 17 W 15 1/2 D	
	BS1872-33TOSR BS1872-33TOSL	5 1/2 H 17 W 15 1/2 D	13 1/2 H 17 W 15 1/2 D	5 1/2 H 11 3/4 H Transition 17 W 15 1/2 D	5 1/2 H 17 W 15 1/2 D	5 1/2 H 17 W 15 1/2 D	
	BS1872-33TSR BS1872-33TSL	5 1/2 H 17 W 15 1/2 D	13 1/2 H 17 W 15 1/2 D	5 1/2 H 11 3/4 H Transition 17 W 15 1/2 D	5 1/2 H Top Section 5 1/2 H Middle Section 13 1/2 H Bottom Section 17 W 14 3/4 D Hinge Door		
	BS1854-33TFSR BS1854-33TFSL	5 1/2 H 17 W 15 1/2 D	8 1/2 H 15 1/4 W 10 3/4 D Drawer Interior	5 1/2 H 11 3/4 H Transition 17 W 15 1/2 D	5 1/2 H Top Section 5 1/2 H Middle Section 13 1/2 H Bottom Section 17 W 14 3/4 D Hinge Door		
	BS1872-33TFSR BS1872-33TFSL	5 1/2 H 17 W 15 1/2 D	8 1/2 H 15 1/4 W 10 3/4 D Drawer Interior	5 1/2 H 11 3/4 H Transition 17 W 15 1/2 D	5 1/2 H Top Section 5 1/2 H Middle Section 13 1/2 H Bottom Section 17 W 14 3/4 D Hinge Door		

BeSPACE

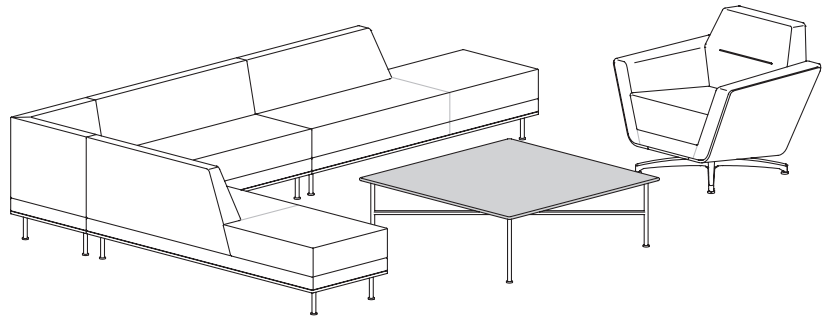
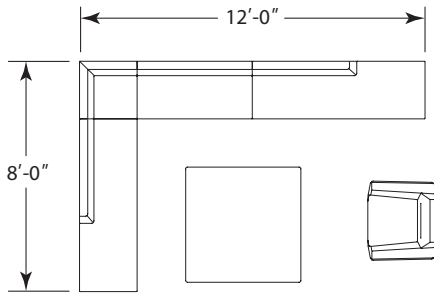
Typicals:
BS003



Total List: \$12,624

- Models**
(2) BS721L
(2) BS721R

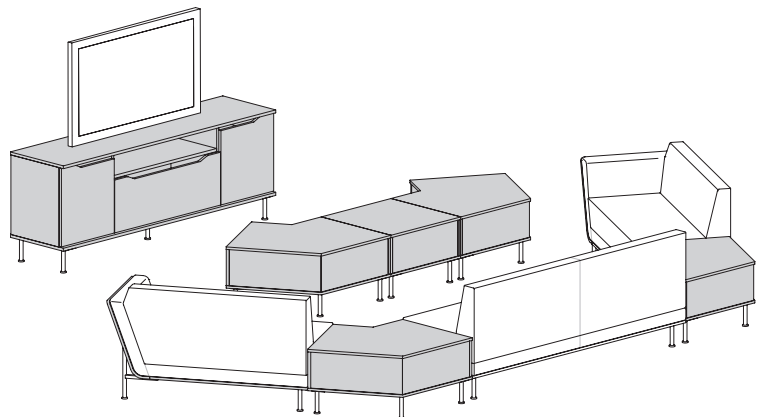
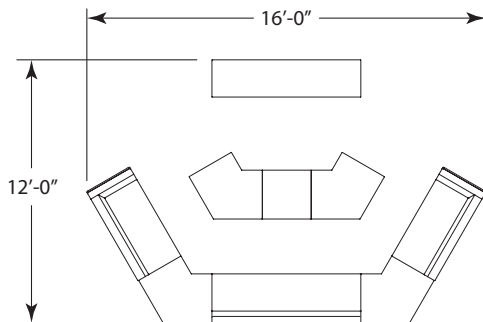
BS004



Total List: \$16,834

- Models**
(1) BS1-S
(1) BS482
(1) BS242C
(1) BS721L
(1) BS721R
(1) BS4848WTT


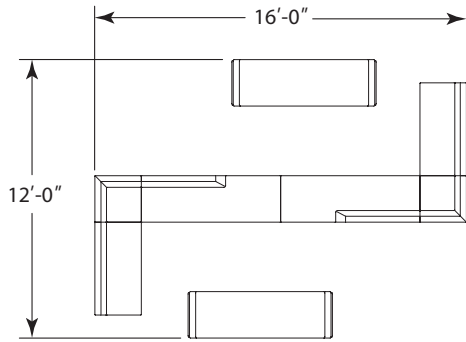
BS005



Total List: \$19,165

- Models**
(1) BS722
(1) BS502L
(1) BS502R
(1) BS2424SCT
(4) BS3636-120CT
(1) BS1872-27SFS

Typicals:
BS007



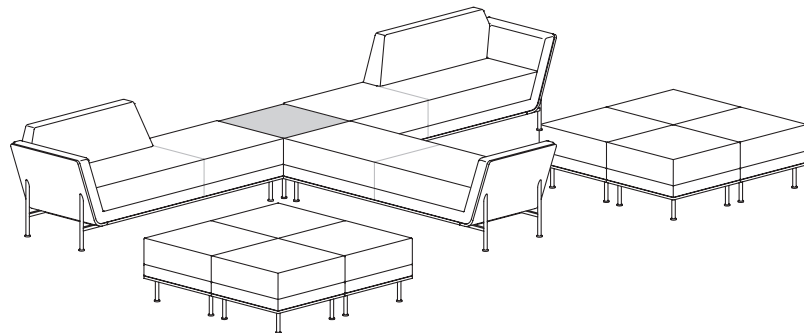
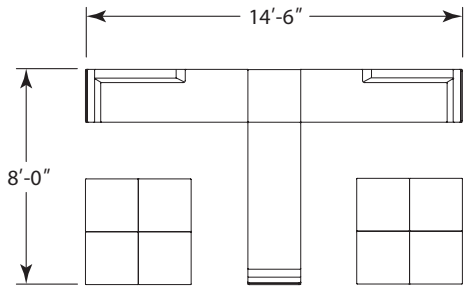
BeSPACE

Total List: \$19,758

Models

- (2) BS242C
- (2) BS482
- (2) BS721L
- (2) BS750

BS008

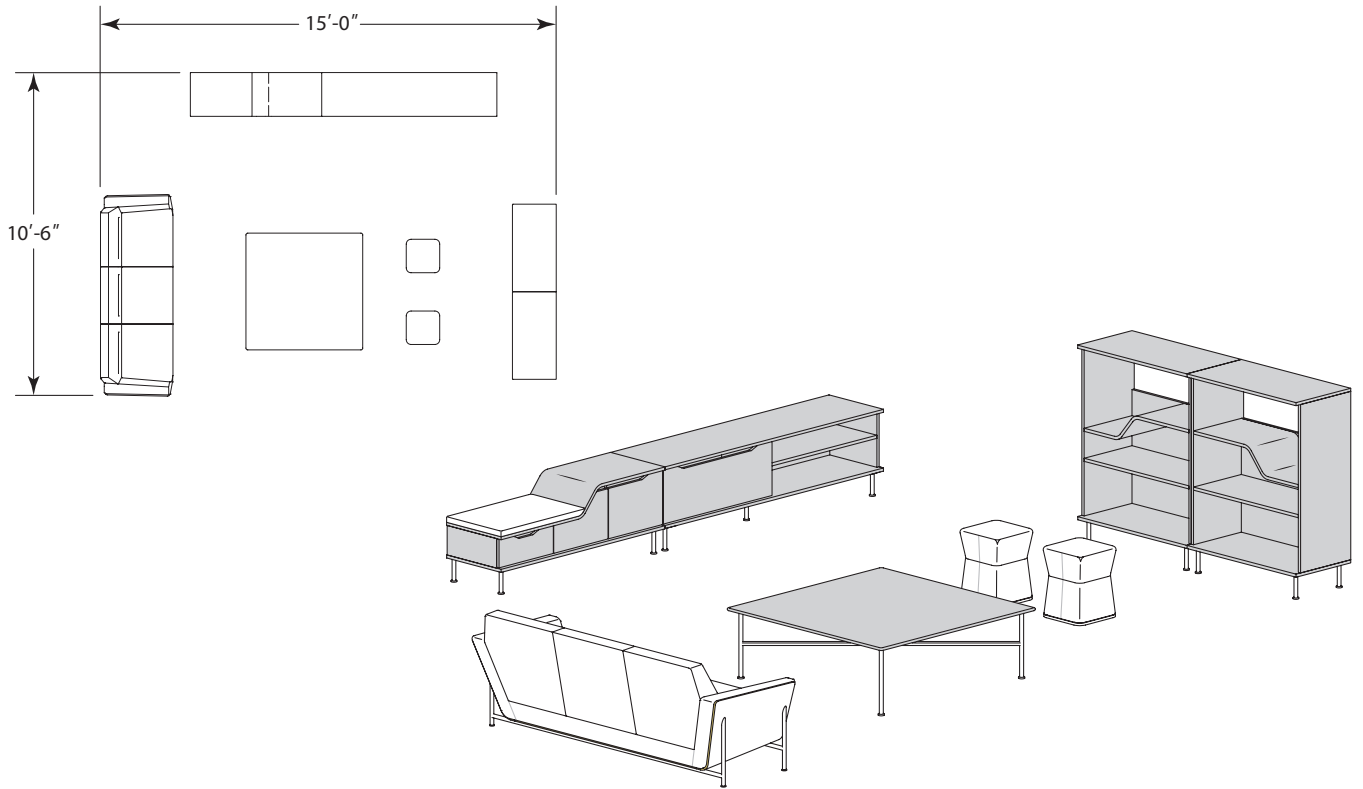


Total List: \$21,160

Models

- (1) BS740
- (1) BS741L
- (1) BS741R
- (8) BS240
- (1) BS2424SCT

Typicals:
BS009



Total List: \$21,472

Models

- | | |
|---------------|-------------------|
| (1) BS3 | (1) BS1872-20SDWR |
| (2) BS140 | (1) BS1854-20TFSR |
| (1) BS4848WTT | (2) BS1836-480BC |

BS010





Total List: \$10,463

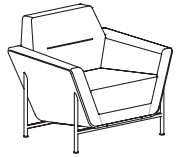
Models

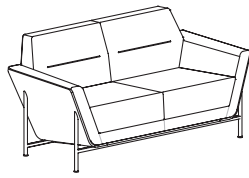
- | |
|-------------------|
| (1) BS1-S |
| (1) BS230 |
| (1) BS1836-480BC |
| (1) BS1854-48SBCL |

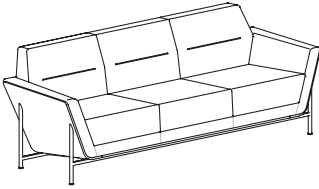
BESPACE

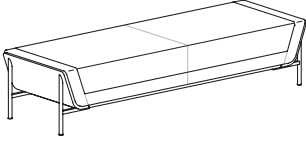
Description	Model	Specifications			List Price Per Grade	
Swivel Lounge Chair 	BS1-S · single seat lounge · four prong swivel base with self-returning mechanism · bent ply shell · COM based on single fabric · multiple fabrics, see page 76 for yardage requirements	Dimensions	D	W	H	COM \$3,267
		Overall	29 1/2	33 1/4	29 3/4	A \$3,312
		Seat	20 1/2	21 1/2	17	B \$3,400
		Arm			22 3/4	COL/C \$3,556
		Upholstery	Shipping			D \$3,756
		COM Ydg	3 3/4	Ctn Wt	115	E \$3,954
		COL Sq Ft	75	Cu Ft	21	F \$4,263
						G \$4,596
						H \$4,947
						I \$5,500
						J \$6,166
						L1 \$4,838
						L2 \$5,236

Description	Model	Specifications			List Price Per Grade	
Ottoman 	BS230 · four prong swivel base · bent ply shell	Dimensions	D	W	H	COM \$1,656
		Overall	23	23 1/4	14	A \$1,667
		Upholstery	Shipping			B \$1,690
		COM Ydg	1	Ctn Wt	45	COL/C \$1,733
		COL Sq Ft	20	Cu Ft	5	D \$1,787
						E \$1,838
						F \$1,921
						G \$2,009
						H \$2,103
						I \$2,252
						J \$2,428
						L1 \$2,074
						L2 \$2,181

Description	Model	Specifications			List Price Per Grade	
Lounge Chair 	BS1 · single seat lounge · bent ply shell · COM based on single fabric · multiple fabrics, see page 76 for yardage requirements	Dimensions	D	W	H	COM \$3,267
		Overall	29 1/2	33 1/4	29 3/4	A \$3,312
		Seat	20 1/2	21 1/2	17	B \$3,400
		Arm			22 3/4	COL/C \$3,556
		Upholstery	Shipping			D \$3,756
		COM Ydg	3 3/4	Ctn Wt	115	E \$3,954
		COL Sq Ft	75	Cu Ft	21	F \$4,263
						G \$4,596
						H \$4,947
						I \$5,500
						J \$6,166
						L1 \$4,838
						L2 \$5,236

Description	Model	Specifications			List Price Per Grade	
Settee Lounge 	BS2 · two seat lounge · bent ply shell · COM based on single fabric · multiple fabrics, see page 76 for yardage requirements	Dimensions	D	W	H	COM \$4,548
		Overall	29 1/2	58 1/4	29 3/4	A \$4,618
		Seat	20 1/2	46 1/2	17	B \$4,761
		Arm			22 3/4	COL/C \$5,009
		Upholstery	Shipping			D \$5,328
		COM Ydg	6	Ctn Wt	178	E \$5,644
		COL Sq Ft	120	Cu Ft	36	F \$6,141
						G \$6,670
						H \$7,237
						I \$8,122
						J \$9,184
						L1 \$7,058
						L2 \$7,696

Description	1 Model	Specifications				List Price Per Grade	
 <p>Sofa Lounge</p>	<p>BS3</p> <ul style="list-style-type: none"> • three seat lounge • bent ply shell • COM based on single fabric • multiple fabrics, see page 76 for yardage requirements 	Dimensions	D	W	H	COM	\$5,441
		Overall	29 1/2	82 1/4	29 3/4	A	\$5,539
		Seat	20 1/2	70 1/2	17	B	\$5,733
		Arm			22 3/4	COL/C	\$6,074
		Upholstery	Shipping			D	\$6,511
		COM Ydg	8 1/4	Ctn Wt	244	E	\$6,950
		COL Sq Ft	165	Cu Ft	50	F	\$7,630
						G	\$8,359
						H	\$9,138
						I	\$10,355
				J	\$11,814		
				L1	\$8,895		
				L2	\$9,770		

Description	1 Model	Specifications				List Price Per Grade	
 <p>Freestanding Bench</p>	<p>BS750</p> <ul style="list-style-type: none"> • bent ply shell • COM based on single fabric • multiple fabrics, see page 76 for yardage requirements 	Dimensions	D	W	H	COM	\$2,802
		Overall	24	74 1/2	17	A	\$2,837
		Seat	24	66 3/4	17	B	\$2,908
		Upholstery	Shipping			COL/C	\$3,033
		COM Ydg	3 3/4	Ctn Wt	78	D	\$3,192
		COL Sq Ft	75	Cu Ft	22	E	\$3,351
						F	\$3,599
						G	\$3,863
						H	\$4,148
						I	\$4,591
				J	\$5,119		
				L1	\$4,200		
				L2	\$4,554		

To Order, Specify:

- 1 Model Number
- 2 Wood Species - Rift Cut White Oak (WK4) or Flat Cut Walnut (WA1)
- 3 Wood Finish
- 4 Metal Leg Color - Matte Black (MBK), Pewter (PEW), Soft Nickel (SNK) or Stardust Silver (STS)
- 5 Fabric Selection - Vendor, Pattern and Color
 - A. Seat
 - B. Back
 - C. Deck or Deck and Arm(s)

4 Wood Finish Options:

- CLK Clear on Rift Cut White Oak
CLW Clear on Flat Cut Walnut

5 Fabric Selection:

See a selection of graded in fabric manufacturers and patterns on pages 20-28. Contact Customer Service for additional fabric options.

Specifications:

- Wood species - Rift Cut White Oak or Flat Cut Walnut.
- 5/8" thick exterior plywood.
- Interior seating frame and support components are made from 3/4" interior grade plywood.
- Exterior feet and leg frames are fabricated from 14 gauge steel tubing.
- Freestanding units have 6" thick high-resilience seat foam for durability.
- Freestanding back and arm foam is high density for comfort and durability.
- Ottoman and bench unit have a high-resilience seat foam placed onto sheet webbing for comfort and durability.

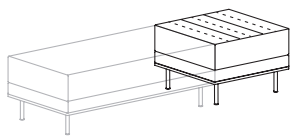
Description

Model

Specifications

List Price Per Grade

24" Straight Bench



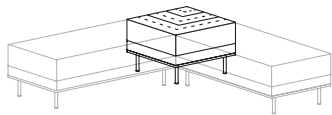
BS240

- plywood platform
- linking hardware
- COM based on single fabric
- multiple fabrics, see page 76 for yardage requirements
- links only to other units with a square end, (cannot link to a 120° angled end)

Dimensions	D	W	H
Overall	24	24	16 1/2
Seat	24	24	16 1/2
Upholstery		Shipping	
COM Ydg	1 3/4	Ctn Wt	48
COL Sq Ft	35	Cu Ft	6

COM	\$1,193
A	\$1,215
B	\$1,256
COL/C	\$1,327
D	\$1,422
E	\$1,514
F	\$1,658
G	\$1,812
H	\$1,979
I	\$2,236
J	\$2,545
L1	\$1,925
L2	\$2,112

24" Corner Bench



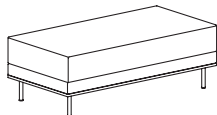
BS240C

- diagonal seam
- plywood platform
- linking hardware
- COM based on single fabric
- multiple fabrics, see page 76 for yardage requirements
- links only to other units with a square end, (cannot link to a 120° angled end)

Dimensions	D	W	H
Overall	24	24	16 1/2
Seat	24	24	16 1/2
Upholstery		Shipping	
COM Ydg	1 3/4	Ctn Wt	48
COL Sq Ft	35	Cu Ft	6

COM	\$1,193
A	\$1,215
B	\$1,256
COL/C	\$1,327
D	\$1,422
E	\$1,514
F	\$1,658
G	\$1,812
H	\$1,979
I	\$2,236
J	\$2,545
L1	\$1,925
L2	\$2,112

48" Straight Bench



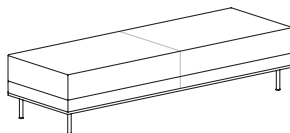
BS480

- plywood platform
- linking hardware
- COM based on single fabric
- multiple fabrics, see page 76 for yardage requirements
- links only to other units with a square end, (cannot link to a 120° angled end)

Dimensions	D	W	H
Overall	24	48	16 1/2
Seat	24	48	16 1/2
Upholstery		Shipping	
COM Ydg	2	Ctn Wt	61
COL Sq Ft	44	Cu Ft	11

COM	\$1,713
A	\$1,737
B	\$1,785
COL/C	\$1,867
D	\$1,971
E	\$2,078
F	\$2,242
G	\$2,422
H	\$2,608
I	\$2,905
J	\$3,257
L1	\$2,550
L2	\$2,762

72" Straight Bench

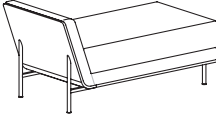


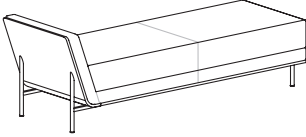
BS720

- plywood platform
- linking hardware
- COM based on single fabric
- multiple fabrics, see page 76 for yardage requirements
- links only to other units with a square end, (cannot link to a 120° angled end)

Dimensions	D	W	H
Overall	24	72	16 1/2
Seat	24	72	16 1/2
Upholstery		Shipping	
COM Ydg	3 3/4	Ctn Wt	86
COL Sq Ft	83	Cu Ft	17

COM	\$2,291
A	\$2,337
B	\$2,425
COL/C	\$2,581
D	\$2,779
E	\$2,977
F	\$3,287
G	\$3,618
H	\$3,972
I	\$4,524
J	\$5,187
L1	\$4,038
L2	\$4,480

Description	1 Model	Specifications	List Price Per Grade																																										
50" Open Side Bench 	BS500 • bent ply shell • linking hardware • COM based on single fabric • multiple fabrics, see page 76 for yardage requirements • links only to other units with a square end, (cannot link to a 120° angled end)	<table border="1"> <thead> <tr> <th>Dimensions</th> <th>D</th> <th>W</th> <th>H</th> </tr> </thead> <tbody> <tr> <td>Overall</td> <td>24</td> <td>49 3/4</td> <td>24 3/4</td> </tr> <tr> <td>Seat</td> <td>24</td> <td>42 3/4</td> <td>16 1/2</td> </tr> <tr> <td>Arm</td> <td></td> <td></td> <td>24 3/4</td> </tr> </tbody> </table>	Dimensions	D	W	H	Overall	24	49 3/4	24 3/4	Seat	24	42 3/4	16 1/2	Arm			24 3/4	<table border="1"> <tbody> <tr> <td>COM</td> <td>\$2,434</td> </tr> <tr> <td>A</td> <td>\$2,468</td> </tr> <tr> <td>B</td> <td>\$2,531</td> </tr> <tr> <td>COL/C</td> <td>\$2,647</td> </tr> <tr> <td>D</td> <td>\$2,794</td> </tr> <tr> <td>E</td> <td>\$2,938</td> </tr> <tr> <td>F</td> <td>\$3,165</td> </tr> <tr> <td>G</td> <td>\$3,409</td> </tr> <tr> <td>H</td> <td>\$3,669</td> </tr> <tr> <td>I</td> <td>\$4,073</td> </tr> <tr> <td>J</td> <td>\$4,561</td> </tr> <tr> <td>L1</td> <td>\$3,718</td> </tr> <tr> <td>L2</td> <td>\$4,041</td> </tr> </tbody> </table>	COM	\$2,434	A	\$2,468	B	\$2,531	COL/C	\$2,647	D	\$2,794	E	\$2,938	F	\$3,165	G	\$3,409	H	\$3,669	I	\$4,073	J	\$4,561	L1	\$3,718	L2	\$4,041
		Dimensions	D	W	H																																								
Overall	24	49 3/4	24 3/4																																										
Seat	24	42 3/4	16 1/2																																										
Arm			24 3/4																																										
COM	\$2,434																																												
A	\$2,468																																												
B	\$2,531																																												
COL/C	\$2,647																																												
D	\$2,794																																												
E	\$2,938																																												
F	\$3,165																																												
G	\$3,409																																												
H	\$3,669																																												
I	\$4,073																																												
J	\$4,561																																												
L1	\$3,718																																												
L2	\$4,041																																												
<table border="1"> <thead> <tr> <th>Upholstery</th> <th colspan="2">Shipping</th> </tr> </thead> <tbody> <tr> <td>COM Ydg</td> <td>2 3/4</td> <td>Ctn Wt 89</td> </tr> <tr> <td>COL Sq Ft</td> <td>60 1/2</td> <td>Cu Ft 20</td> </tr> </tbody> </table>	Upholstery	Shipping		COM Ydg	2 3/4	Ctn Wt 89	COL Sq Ft	60 1/2	Cu Ft 20																																				
Upholstery	Shipping																																												
COM Ydg	2 3/4	Ctn Wt 89																																											
COL Sq Ft	60 1/2	Cu Ft 20																																											

74" Open Side Bench 	BS740 • bent ply shell • linking hardware • COM based on single fabric • multiple fabrics, see page 76 for yardage requirements • links only to other units with a square end, (cannot link to a 120° angled end)	<table border="1"> <thead> <tr> <th>Dimensions</th> <th>D</th> <th>W</th> <th>H</th> </tr> </thead> <tbody> <tr> <td>Overall</td> <td>24</td> <td>73 3/4</td> <td>24 3/4</td> </tr> <tr> <td>Seat</td> <td>24</td> <td>66 3/4</td> <td>16 1/2</td> </tr> <tr> <td>Arm</td> <td></td> <td></td> <td>24 3/4</td> </tr> </tbody> </table>	Dimensions	D	W	H	Overall	24	73 3/4	24 3/4	Seat	24	66 3/4	16 1/2	Arm			24 3/4	<table border="1"> <tbody> <tr> <td>COM</td> <td>\$3,028</td> </tr> <tr> <td>A</td> <td>\$3,083</td> </tr> <tr> <td>B</td> <td>\$3,188</td> </tr> <tr> <td>COL/C</td> <td>\$3,372</td> </tr> <tr> <td>D</td> <td>\$3,611</td> </tr> <tr> <td>E</td> <td>\$3,849</td> </tr> <tr> <td>F</td> <td>\$4,222</td> </tr> <tr> <td>G</td> <td>\$4,618</td> </tr> <tr> <td>H</td> <td>\$5,044</td> </tr> <tr> <td>I</td> <td>\$5,708</td> </tr> <tr> <td>J</td> <td>\$6,504</td> </tr> <tr> <td>L1</td> <td>\$5,125</td> </tr> <tr> <td>L2</td> <td>\$5,655</td> </tr> </tbody> </table>	COM	\$3,028	A	\$3,083	B	\$3,188	COL/C	\$3,372	D	\$3,611	E	\$3,849	F	\$4,222	G	\$4,618	H	\$5,044	I	\$5,708	J	\$6,504	L1	\$5,125	L2	\$5,655
		Dimensions	D	W	H																																								
Overall	24	73 3/4	24 3/4																																										
Seat	24	66 3/4	16 1/2																																										
Arm			24 3/4																																										
COM	\$3,028																																												
A	\$3,083																																												
B	\$3,188																																												
COL/C	\$3,372																																												
D	\$3,611																																												
E	\$3,849																																												
F	\$4,222																																												
G	\$4,618																																												
H	\$5,044																																												
I	\$5,708																																												
J	\$6,504																																												
L1	\$5,125																																												
L2	\$5,655																																												
<table border="1"> <thead> <tr> <th>Upholstery</th> <th colspan="2">Shipping</th> </tr> </thead> <tbody> <tr> <td>COM Ydg</td> <td>4 1/2</td> <td>Ctn Wt 145</td> </tr> <tr> <td>COL Sq Ft</td> <td>99</td> <td>Cu Ft 31</td> </tr> </tbody> </table>	Upholstery	Shipping		COM Ydg	4 1/2	Ctn Wt 145	COL Sq Ft	99	Cu Ft 31																																				
Upholstery	Shipping																																												
COM Ydg	4 1/2	Ctn Wt 145																																											
COL Sq Ft	99	Cu Ft 31																																											

To Order, Specify:

- 1 Model Number
- 2 Wood Species - Rift Cut White Oak (WK4) or Flat Cut Walnut (WA1)
- 3 Wood Finish
- 4 Metal Leg Color - Matte Black (MBK), Pewter(PEW) Soft Nickel (SNK) or Stardust Silver (STS)
- 5 Fabric Selection - Vendor, Pattern and Color
 - A. Seat
 - B. Back
 - C. Deck or Deck and Arm(s)

3 Wood Finish Options:

- CLK Clear on Rift Cut White Oak
- CLW Clear on Flat Cut Walnut

5 Fabric Selection:

See a selection of graded in fabric manufacturers and patterns on pages 20-28. Contact Customer Service for additional fabric options.

Specifications:

- Wood species - Rift Cut White Oak or Flat Cut Walnut.
- 5/8" thick exterior plywood.
- Interior seating frame and support components are made from 3/4" interior grade plywood.
- Exterior feet and leg frames are fabricated from 14 gauge steel tubing.
- Modular seating units have a 3 1/2" high-resilience seat foam placed onto sheet webbing for comfort and durability.
- Modular back and arm foam is high density for comfort and durability.

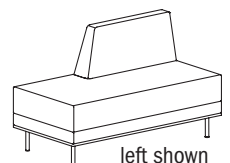
Description

Model

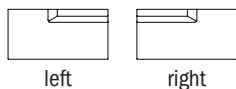
Specifications

List Price Per Grade

48" Partial Back Bench



left shown



left

right

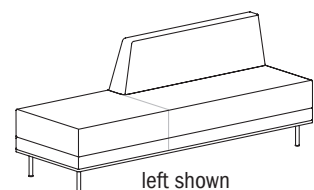
BS481R
BS481L

- plywood platform
- linking hardware
- COM based on single fabric
- multiple fabrics, see page 76 for yardage requirements
- links only to other units with a square end, (cannot link to a 120° angled end)

Dimensions	D	W	H
Overall	24	48	28 1/2
Seat	17	48	16 1/2
Upholstery		Shipping	
COM Ydg	3 1/2	Ctn Wt	92
COL Sq Ft	77	Cu Ft	18

COM	\$2,185
A	\$2,225
B	\$2,307
COL/C	\$2,452
D	\$2,638
E	\$2,826
F	\$3,114
G	\$3,423
H	\$3,753
I	\$4,270
J	\$4,886
L1	\$3,813
L2	\$4,228

72" Partial Back Bench



left shown



left

right

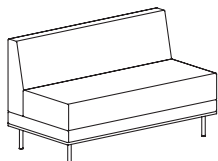
BS721R
BS721L

- plywood platform
- linking hardware
- COM based on single fabric
- multiple fabrics, see page 76 for yardage requirements
- links only to other units with a square end, (cannot link to a 120° angled end)

Dimensions	D	W	H
Overall	24	72	28 1/2
Seat	17	72	16 1/2
Upholstery		Shipping	
COM Ydg	6	Ctn Wt	120
COL Sq Ft	132	Cu Ft	34

COM	\$3,156
A	\$3,228
B	\$3,367
COL/C	\$3,615
D	\$3,935
E	\$4,251
F	\$4,747
G	\$5,279
H	\$5,845
I	\$6,729
J	\$7,791
L1	\$5,951
L2	\$6,658

48" Straight Bench with Back



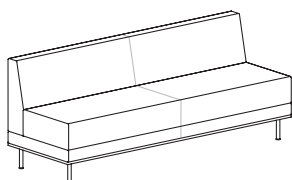
BS482

- plywood platform
- linking hardware
- COM based on single fabric
- multiple fabrics, see page 76 for yardage requirements
- links only to other units with a square end, (cannot link to a 120° angled end)

Dimensions	D	W	H
Overall	24	48	28 1/2
Seat	17	48	16 1/2
Upholstery		Shipping	
COM Ydg	3 1/2	Ctn Wt	102
COL Sq Ft	77	Cu Ft	18

COM	\$2,071
A	\$2,115
B	\$2,196
COL/C	\$2,340
D	\$2,526
E	\$2,712
F	\$3,002
G	\$3,311
H	\$3,641
I	\$4,157
J	\$4,775
L1	\$3,701
L2	\$4,116

72" Straight Bench with Back



BS722

- plywood platform
- linking hardware
- COM based on single fabric
- multiple fabrics, see page 76 for yardage requirements
- links only to other units with a square end, (cannot link to a 120° angled end)

Dimensions	D	W	H
Overall	24	72	28 1/2
Seat	17	72	16 1/2
Upholstery		Shipping	
COM Ydg	6 3/4	Ctn Wt	137
COL Sq Ft	149	Cu Ft	34

COM	\$3,088
A	\$3,168
B	\$3,328
COL/C	\$3,606
D	\$3,965
E	\$4,324
F	\$4,880
G	\$5,478
H	\$6,113
I	\$7,109
J	\$8,303
L1	\$6,233
L2	\$7,027

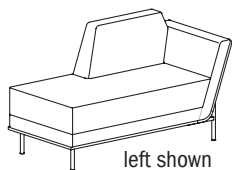
Description

1 Model

Specifications

List Price Per Grade

50" Chaise Bench with Partial Back



left shown



left

right

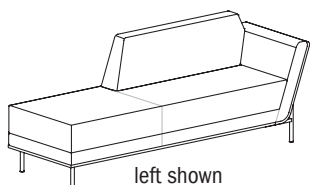
BS501R
BS501L

- bent ply shell
- linking hardware
- COM based on single fabric
- multiple fabrics, see page 76 for yardage requirements
- links only to other units with a square end, (cannot link to a 120° angled end)

Dimensions	D	W	H
Overall	24	49 3/4	28 1/2
Seat	17	42 3/4	16 1/2
Arm			24 3/4
Upholstery		Shipping	
COM Ydg	4 1/2	Ctn Wt	111
COL Sq Ft	99	Cu Ft	24

COM	\$2,795
A	\$2,849
B	\$2,954
COL/C	\$3,138
D	\$3,378
E	\$3,617
F	\$3,991
G	\$4,385
H	\$4,810
I	\$5,475
J	\$6,270
L1	\$4,890
L2	\$5,420

74" Chaise Bench with Partial Back



left shown



left

right

BS741R
BS741L

- bent ply shell
- linking hardware
- COM based on single fabric
- multiple fabrics, see page 76 for yardage requirements
- links only to other units with a square end, (cannot link to a 120° angled end)

Dimensions	D	W	H
Overall	24	73 3/4	28 1/2
Seat	17	66 3/4	16 1/2
Arm			24 3/4
Upholstery		Shipping	
COM Ydg	6 3/4	Ctn Wt	173
COL Sq Ft	149	Cu Ft	34

COM	\$3,745
A	\$3,826
B	\$3,983
COL/C	\$4,263
D	\$4,622
E	\$4,979
F	\$5,536
G	\$6,134
H	\$6,771
I	\$7,766
J	\$8,959
L1	\$6,890
L2	\$7,685

To Order, Specify:

- 1 Model Number
- 2 Wood Species - Rift Cut White Oak (WK4) or Flat Cut Walnut (WA1)
- 3 Wood Finish
- 4 Metal Leg Color - Matte Black (MBK), Pewter(PEW) Soft Nickel (SNK) or Stardust Silver (STS)
- 5 Fabric Selection - Vendor, Pattern and Color
 - A. Seat
 - B. Back
 - C. Deck or Deck and Arm(s)

3 Wood Finish Options:

- CLK Clear on Rift Cut White Oak
CLW Clear on Flat Cut Walnut

5 Fabric Selection:

See a selection of graded in fabric manufacturers and patterns on pages 20-28. Contact Customer Service for additional fabric options.

Specifications:

- Wood species - Rift Cut White Oak or Flat Cut Walnut.
- 5/8" thick exterior plywood.
- Interior seating frame and support components are made from 3/4" interior grade plywood.
- Exterior feet and leg frames are fabricated from 14 gauge steel tubing.
- Modular seating units have a 3 1/2" high-resilience seat foam placed onto sheet webbing for comfort and durability.
- Modular back and arm foam is high density for comfort and durability.

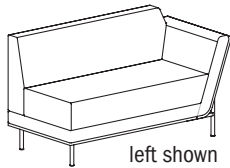
Description

① Model

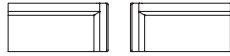
Specifications

List Price Per Grade

50" Open Side Bench
with Back



left shown



left

right

BS502R

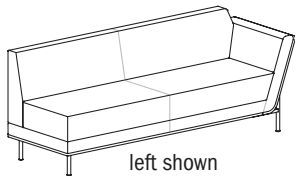
BS502L

- bent ply shell
- linking hardware
- COM based on single fabric
- multiple fabrics, see page 76 for yardage requirements
- links only to other units with a square end, (cannot link to a 120° angled end)

Dimensions	D	W	H
Overall	24	49 3/4	28 1/2
Seat	17	42 3/4	16 1/2
Arm			24 3/4
Upholstery		Shipping	
COM Ydg	4 1/2	Ctn Wt	122
COL Sq Ft	99	Cu Ft	24

COM	\$3,030
A	\$3,085
B	\$3,190
COL/C	\$3,375
D	\$3,613
E	\$3,853
F	\$4,224
G	\$4,624
H	\$5,048
I	\$5,710
J	\$6,506
L1	\$5,127
L2	\$5,657

74" Open Side Bench
with Back



left shown



left

right

BS742R

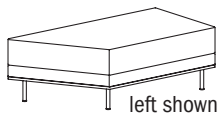
BS742L

- bent ply shell
- linking hardware
- COM based on single fabric
- multiple fabrics, see page 76 for yardage requirements
- links only to other units with a square end, (cannot link to a 120° angled end)

Dimensions	D	W	H
Overall	24	73 3/4	28 1/2
Seat	17	66 3/4	16 1/2
Arm			24 3/4
Upholstery		Shipping	
COM Ydg	7 3/4	Ctn Wt	188
COL Sq Ft	171	Cu Ft	34

COM	\$3,863
A	\$3,957
B	\$4,138
COL/C	\$4,458
D	\$4,870
E	\$5,281
F	\$5,921
G	\$6,606
H	\$7,338
I	\$8,480
J	\$9,850
L1	\$7,473
L2	\$8,387

48" Angled Bench



left shown



left

right

BS480-120R

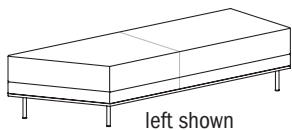
BS480-120L

- plywood platform
- linking hardware
- COM based on single fabric
- multiple fabrics, see page 76 for yardage requirements
- square end links only to other units with a square end
- 120° angled end links only to other units with a 120° angled end

Dimensions	D	W	H
Overall	24	48	16 1/2
Seat	24	48	16 1/2
Upholstery		Shipping	
COM Ydg	2	Ctn Wt	59
COL Sq Ft	44	Cu Ft	11

COM	\$1,799
A	\$1,824
B	\$1,870
COL/C	\$1,953
D	\$2,061
E	\$2,165
F	\$2,330
G	\$2,508
H	\$2,697
I	\$2,992
J	\$3,345
L1	\$2,637
L2	\$2,850

72" Angled Bench



left shown



left

right

BS720-120R

BS720-120L

- plywood platform
- linking hardware
- COM based on single fabric
- multiple fabrics, see page 76 for yardage requirements
- square end links only to other units with a square end
- 120° angled end links only to other units with a 120° angled end

Dimensions	D	W	H
Overall	24	72	16 1/2
Seat	24	72	16 1/2
Upholstery		Shipping	
COM Ydg	3 3/4	Ctn Wt	82
COL Sq Ft	83	Cu Ft	17

COM	\$2,384
A	\$2,429
B	\$2,518
COL/C	\$2,673
D	\$2,872
E	\$3,071
F	\$3,379
G	\$3,711
H	\$4,065
I	\$4,616
J	\$5,281
L1	\$4,130
L2	\$4,573

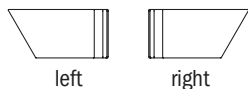
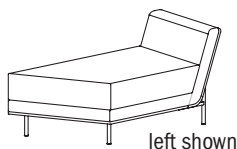
Description

1 Model

Specifications

List Price Per Grade

50" Angled Open Side Bench

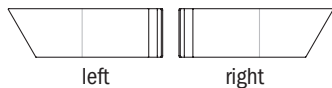
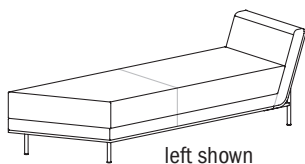


- BS500-120R**
BS500-120L
- bent ply shell
 - linking hardware
 - COM based on single fabric
 - multiple fabrics, see page 76 for yardage requirements
 - links only to other units with a 120° angled end, (cannot link to a square end)

Dimensions	D	W	H
Overall	24	49 3/4	24 3/4
Seat	24	42 3/4	16 1/2
Arm			24 3/4
Upholstery		Shipping	
COM Ydg	2 3/4	Ctn Wt	84
COL Sq Ft	60 1/2	Cu Ft	20

- COM \$2,489
A \$2,522
B \$2,586
COL/C \$2,701
D \$2,846
E \$2,992
F \$3,219
G \$3,463
H \$3,721
I \$4,127
J \$4,612
L1 \$3,770
L2 \$4,095

74" Angled Open Side Bench



- BS740-120R**
BS740-120L
- bent ply shell
 - linking hardware
 - COM based on single fabric
 - multiple fabrics, see page 76 for yardage requirements
 - links only to other units with a 120° angled end, (cannot link to a square end)

Dimensions	D	W	H
Overall	24	73 3/4	24 3/4
Seat	24	66 3/4	16 1/2
Arm			24 3/4
Upholstery		Shipping	
COM Ydg	4 1/2	Ctn Wt	141
COL Sq Ft	99	Cu Ft	31

- COM \$3,094
A \$3,151
B \$3,254
COL/C \$3,440
D \$3,678
E \$3,919
F \$4,290
G \$4,687
H \$5,112
I \$5,775
J \$6,571
L1 \$5,190
L2 \$5,722

To Order, Specify:

- 1 Model Number
- 2 Wood Species - Rift Cut White Oak (WK4) or Flat Cut Walnut (WA1)
- 3 Wood Finish
- 4 Metal Leg Color - Matte Black (MBK), Pewter(PEW) Soft Nickel (SNK) or Stardust Silver (STS)
- 5 Fabric Selection - Vendor, Pattern and Color
 - A. Seat
 - B. Back
 - C. Deck or Deck and Arm(s)

3 Wood Finish Options:

- CLK Clear on Rift Cut White Oak
CLW Clear on Flat Cut Walnut

5 Fabric Selection:

See a selection of graded in fabric manufacturers and patterns on pages 20-28. Contact Customer Service for additional fabric options.

Specifications:

- Wood species - Rift Cut White Oak or Flat Cut Walnut.
- 5/8" thick exterior plywood.
- Interior seating frame and support components are made from 3/4" interior grade plywood.
- Exterior feet and leg frames are fabricated from 14 guage steel tubing.
- Modular seating units have a 3 1/2" high-resilience seat foam placed onto sheet webbing for comfort and durability.
- Modular back and arm foam is high density for comfort and durability.

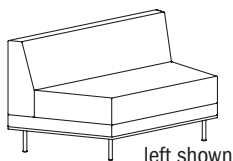
Description

Model

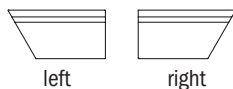
Specifications

List Price Per Grade

48" Angled Bench with Back



left shown



left

right

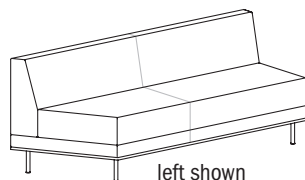
BS482-120R BS482-120L

- plywood platform
- linking hardware
- COM based on single fabric
- multiple fabrics, see page 76 for yardage requirements
- square end links only to other units with a square end
- 120° angled end links only to other units with a 120° angled end

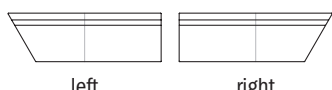
Dimensions	D	W	H
Overall	24	48	28 1/2
Seat	17	44	16 1/2
Upholstery		Shipping	
COM Ydg	3 1/2	Ctn Wt	99
COL Sq Ft	77	Cu Ft	18

COM	\$2,155
A	\$2,196
B	\$2,278
COL/C	\$2,424
D	\$2,608
E	\$2,796
F	\$3,085
G	\$3,393
H	\$3,725
I	\$4,241
J	\$4,858
L1	\$3,786
L2	\$4,198

72" Angled Bench with Back



left shown



left

right

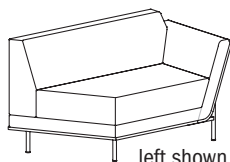
BS722-120R BS722-120L

- plywood platform
- linking hardware
- COM based on single fabric
- multiple fabrics, see page 76 for yardage requirements
- square end links only to other units with a square end
- 120° angled end links only to other units with a 120° angled end

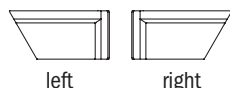
Dimensions	D	W	H
Overall	24	72	28 1/2
Seat	17	68	16 1/2
Upholstery		Shipping	
COM Ydg	6 3/4	Ctn Wt	133
COL Sq Ft	149	Cu Ft	34

COM	\$3,191
A	\$3,271
B	\$3,430
COL/C	\$3,709
D	\$4,068
E	\$4,425
F	\$4,981
G	\$5,579
H	\$6,216
I	\$7,211
J	\$8,405
L1	\$6,336
L2	\$7,132

50" Angled Open Side Bench with Back



left shown



left

right

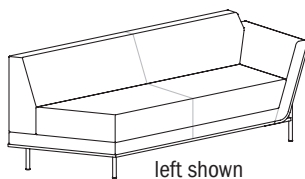
BS502-120R BS502-120L

- bent ply shell
- linking hardware
- COM based on single fabric
- multiple fabrics, see page 76 for yardage requirements
- links only to other units with a 120° angled end, (cannot link to a square end)

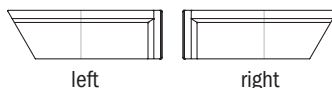
Dimensions	D	W	H
Overall	24	49 3/4	28 1/2
Seat	17	39	16 1/2
Arm			24 3/4
Upholstery		Shipping	
COM Ydg	4 1/2	Ctn Wt	119
COL Sq Ft	99	Cu Ft	24

COM	\$2,866
A	\$2,922
B	\$3,027
COL/C	\$3,212
D	\$3,451
E	\$3,690
F	\$4,061
G	\$4,458
H	\$4,883
I	\$5,546
J	\$6,343
L1	\$4,963
L2	\$5,494

74" Angled Open Side Bench with Back



left shown



left

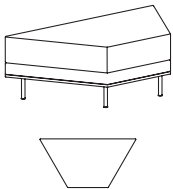
right

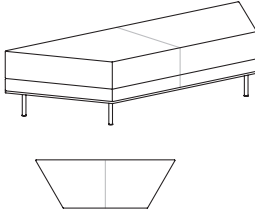
BS742-120R BS742-120L

- bent ply shell
- linking hardware
- COM based on single fabric
- multiple fabrics, see page 76 for yardage requirements
- links only to other units with a 120° angled end, (cannot link to a square end)

Dimensions	D	W	H
Overall	24	73 3/4	28 1/2
Seat	17	63	16 1/2
Arm			24 3/4
Upholstery		Shipping	
COM Ydg	7 3/4	Ctn Wt	184
COL Sq Ft	171	Cu Ft	34

COM	\$3,907
A	\$3,999
B	\$4,180
COL/C	\$4,502
D	\$4,913
E	\$5,324
F	\$5,964
G	\$6,650
H	\$7,381
I	\$8,523
J	\$9,893
L1	\$7,516
L2	\$8,430

Description	1 Model	Specifications	List Price Per Grade																																						
48" Dual Angled Bench 	BS480-122 <ul style="list-style-type: none"> plywood platform linking hardware COM based on single fabric multiple fabrics, see page 76 for yardage requirements links only to other units with a 120° angled end, (cannot link to a square end) 	<table border="1"> <thead> <tr> <th>Dimensions</th> <th>D</th> <th>W</th> <th>H</th> </tr> </thead> <tbody> <tr> <td>Overall</td> <td>24</td> <td>48</td> <td>16 1/2</td> </tr> <tr> <td>Seat</td> <td>24</td> <td>48</td> <td>16 1/2</td> </tr> </tbody> </table>	Dimensions	D	W	H	Overall	24	48	16 1/2	Seat	24	48	16 1/2	<table border="1"> <tbody> <tr> <td>COM</td> <td>\$1,807</td> </tr> <tr> <td>A</td> <td>\$1,832</td> </tr> <tr> <td>B</td> <td>\$1,878</td> </tr> <tr> <td>COL/C</td> <td>\$1,962</td> </tr> <tr> <td>D</td> <td>\$2,067</td> </tr> <tr> <td>E</td> <td>\$2,172</td> </tr> <tr> <td>F</td> <td>\$2,338</td> </tr> <tr> <td>G</td> <td>\$2,517</td> </tr> <tr> <td>H</td> <td>\$2,704</td> </tr> <tr> <td>I</td> <td>\$3,000</td> </tr> <tr> <td>J</td> <td>\$3,354</td> </tr> <tr> <td>L1</td> <td>\$2,739</td> </tr> <tr> <td>L2</td> <td>\$2,981</td> </tr> </tbody> </table>	COM	\$1,807	A	\$1,832	B	\$1,878	COL/C	\$1,962	D	\$2,067	E	\$2,172	F	\$2,338	G	\$2,517	H	\$2,704	I	\$3,000	J	\$3,354	L1	\$2,739	L2	\$2,981
		Dimensions	D	W	H																																				
Overall	24	48	16 1/2																																						
Seat	24	48	16 1/2																																						
COM	\$1,807																																								
A	\$1,832																																								
B	\$1,878																																								
COL/C	\$1,962																																								
D	\$2,067																																								
E	\$2,172																																								
F	\$2,338																																								
G	\$2,517																																								
H	\$2,704																																								
I	\$3,000																																								
J	\$3,354																																								
L1	\$2,739																																								
L2	\$2,981																																								
		<table border="1"> <thead> <tr> <th>Upholstery</th> <th colspan="2">Shipping</th> </tr> </thead> <tbody> <tr> <td>COM Ydg</td> <td>2</td> <td>Ctn Wt 56</td> </tr> <tr> <td>COL Sq Ft</td> <td>44</td> <td>Cu Ft 11</td> </tr> </tbody> </table>	Upholstery	Shipping		COM Ydg	2	Ctn Wt 56	COL Sq Ft	44	Cu Ft 11																														
Upholstery	Shipping																																								
COM Ydg	2	Ctn Wt 56																																							
COL Sq Ft	44	Cu Ft 11																																							

72" Dual Angled Bench 	BS720-122 <ul style="list-style-type: none"> plywood platform linking hardware COM based on single fabric multiple fabrics, see page 76 for yardage requirements links only to other units with a 120° angled end, (cannot link to a square end) 	<table border="1"> <thead> <tr> <th>Dimensions</th> <th>D</th> <th>W</th> <th>H</th> </tr> </thead> <tbody> <tr> <td>Overall</td> <td>24</td> <td>72</td> <td>16 1/2</td> </tr> <tr> <td>Seat</td> <td>24</td> <td>72</td> <td>16 1/2</td> </tr> </tbody> </table>	Dimensions	D	W	H	Overall	24	72	16 1/2	Seat	24	72	16 1/2	<table border="1"> <tbody> <tr> <td>COM</td> <td>\$2,392</td> </tr> <tr> <td>A</td> <td>\$2,436</td> </tr> <tr> <td>B</td> <td>\$2,524</td> </tr> <tr> <td>COL/C</td> <td>\$2,680</td> </tr> <tr> <td>D</td> <td>\$2,879</td> </tr> <tr> <td>E</td> <td>\$3,077</td> </tr> <tr> <td>F</td> <td>\$3,388</td> </tr> <tr> <td>G</td> <td>\$3,719</td> </tr> <tr> <td>H</td> <td>\$4,072</td> </tr> <tr> <td>I</td> <td>\$4,626</td> </tr> <tr> <td>J</td> <td>\$5,288</td> </tr> <tr> <td>L1</td> <td>\$4,138</td> </tr> <tr> <td>L2</td> <td>\$4,579</td> </tr> </tbody> </table>	COM	\$2,392	A	\$2,436	B	\$2,524	COL/C	\$2,680	D	\$2,879	E	\$3,077	F	\$3,388	G	\$3,719	H	\$4,072	I	\$4,626	J	\$5,288	L1	\$4,138	L2	\$4,579
		Dimensions	D	W	H																																				
Overall	24	72	16 1/2																																						
Seat	24	72	16 1/2																																						
COM	\$2,392																																								
A	\$2,436																																								
B	\$2,524																																								
COL/C	\$2,680																																								
D	\$2,879																																								
E	\$3,077																																								
F	\$3,388																																								
G	\$3,719																																								
H	\$4,072																																								
I	\$4,626																																								
J	\$5,288																																								
L1	\$4,138																																								
L2	\$4,579																																								
		<table border="1"> <thead> <tr> <th>Upholstery</th> <th colspan="2">Shipping</th> </tr> </thead> <tbody> <tr> <td>COM Ydg</td> <td>3 3/4</td> <td>Ctn Wt 78</td> </tr> <tr> <td>COL Sq Ft</td> <td>83</td> <td>Cu Ft 17</td> </tr> </tbody> </table>	Upholstery	Shipping		COM Ydg	3 3/4	Ctn Wt 78	COL Sq Ft	83	Cu Ft 17																														
Upholstery	Shipping																																								
COM Ydg	3 3/4	Ctn Wt 78																																							
COL Sq Ft	83	Cu Ft 17																																							

To Order, Specify:

- 1 Model Number
- 2 Wood Species - Rift Cut White Oak (WK4) or Flat Cut Walnut (WA1)
- 3 Wood Finish
- 4 Metal Leg Color - Matte Black (MBK), Pewter(PEW) Soft Nickel (SNK) or Stardust Silver (STS)
- 5 Fabric Selection - Vendor, Pattern and Color
 - A. Seat
 - B. Back
 - C. Deck or Deck and Arm(s)

3 Wood Finish Options:

- CLK Clear on Rift Cut White Oak
- CLW Clear on Flat Cut Walnut

5 Fabric Selection:

See a selection of graded in fabric manufacturers and patterns on pages 20-28. Contact Customer Service for additional fabric options.

Specifications:

- Wood species - Rift Cut White Oak or Flat Cut Walnut.
- 5/8" thick exterior plywood.
- Interior seating frame and support components are made from 3/4" interior grade plywood.
- Exterior feet and leg frames are fabricated from 14 gauge steel tubing.
- Modular seating units have a 3 1/2" high-resilience seat foam placed onto sheet webbing for comfort and durability.
- Modular back and arm foam is high density for comfort and durability.

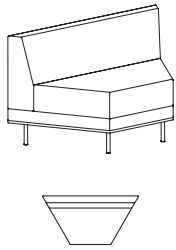
Description

1 Model

Specifications

List Price Per Grade

48" Dual Angled Bench with Back



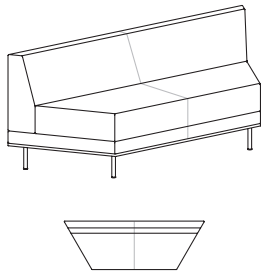
BS482-122

- plywood platform
- linking hardware
- COM based on single fabric
- multiple fabrics, see page 76 for yardage requirements
- links only to other units with a 120° angled end, (cannot link to a square end)

Dimensions	D	W	H
Overall	24	48	28 1/2
Seat	17	40	16 1/2
Upholstery		Shipping	
COM Ydg	3 1/2	Ctn Wt	96
COL Sq Ft	77	Cu Ft	18

COM	\$2,155
A	\$2,196
B	\$2,278
COL/C	\$2,424
D	\$2,608
E	\$2,796
F	\$3,085
G	\$3,393
H	\$3,725
I	\$4,241
J	\$4,858
L1	\$3,786
L2	\$4,198

72" Dual Angled Bench with Back

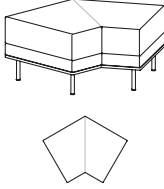



BS722-122

- plywood platform
- linking hardware
- COM based on single fabric
- multiple fabrics, see page 76 for yardage requirements
- links only to other units with a 120° angled end, (cannot link to a square end)

Dimensions	D	W	H
Overall	24	72	28 1/2
Seat	17	64	16 1/2
Upholstery		Shipping	
COM Ydg	6 3/4	Ctn Wt	129
COL Sq Ft	149	Cu Ft	34

COM	\$3,162
A	\$3,244
B	\$3,403
COL/C	\$3,680
D	\$4,039
E	\$4,399
F	\$4,955
G	\$5,550
H	\$6,187
I	\$7,183
J	\$8,378
L1	\$6,307
L2	\$7,104

Description	1 Model	Specifications	List Price Per Grade																																						
120° Connecting Bench 	BS240-122 <ul style="list-style-type: none"> plywood platform linking hardware COM based on single fabric multiple fabrics, see page 76 for yardage requirements links only to other units with a square end, (cannot link to a 120° angled end) allows flat end modular units to complete 120° turn 	<table border="1"> <thead> <tr> <th>Dimensions</th> <th>D</th> <th>W</th> <th>H</th> </tr> </thead> <tbody> <tr> <td>Overall</td> <td>32 1/2</td> <td>41 1/4</td> <td>16 1/2</td> </tr> <tr> <td>Seat</td> <td>24</td> <td>41 1/4</td> <td>16 1/2</td> </tr> </tbody> </table>	Dimensions	D	W	H	Overall	32 1/2	41 1/4	16 1/2	Seat	24	41 1/4	16 1/2	<table border="1"> <tbody> <tr> <td>COM</td> <td>\$1,747</td> </tr> <tr> <td>A</td> <td>\$1,777</td> </tr> <tr> <td>B</td> <td>\$1,835</td> </tr> <tr> <td>COL/C</td> <td>\$1,940</td> </tr> <tr> <td>D</td> <td>\$2,071</td> </tr> <tr> <td>E</td> <td>\$2,202</td> </tr> <tr> <td>F</td> <td>\$2,409</td> </tr> <tr> <td>G</td> <td>\$2,633</td> </tr> <tr> <td>H</td> <td>\$2,868</td> </tr> <tr> <td>I</td> <td>\$3,236</td> </tr> <tr> <td>J</td> <td>\$3,678</td> </tr> <tr> <td>L1</td> <td>\$2,795</td> </tr> <tr> <td>L2</td> <td>\$3,059</td> </tr> </tbody> </table>	COM	\$1,747	A	\$1,777	B	\$1,835	COL/C	\$1,940	D	\$2,071	E	\$2,202	F	\$2,409	G	\$2,633	H	\$2,868	I	\$3,236	J	\$3,678	L1	\$2,795	L2	\$3,059
		Dimensions	D	W	H																																				
Overall	32 1/2	41 1/4	16 1/2																																						
Seat	24	41 1/4	16 1/2																																						
COM	\$1,747																																								
A	\$1,777																																								
B	\$1,835																																								
COL/C	\$1,940																																								
D	\$2,071																																								
E	\$2,202																																								
F	\$2,409																																								
G	\$2,633																																								
H	\$2,868																																								
I	\$3,236																																								
J	\$3,678																																								
L1	\$2,795																																								
L2	\$3,059																																								
		<table border="1"> <thead> <tr> <th>Upholstery</th> <th colspan="2">Shipping</th> </tr> </thead> <tbody> <tr> <td>COM Ydg</td> <td>2 1/2</td> <td>Ctn Wt 65</td> </tr> <tr> <td>COL Sq Ft</td> <td>50</td> <td>Cu Ft 12</td> </tr> </tbody> </table>	Upholstery	Shipping		COM Ydg	2 1/2	Ctn Wt 65	COL Sq Ft	50	Cu Ft 12																														
Upholstery	Shipping																																								
COM Ydg	2 1/2	Ctn Wt 65																																							
COL Sq Ft	50	Cu Ft 12																																							

Description	1 Model	Specifications	List Price Per Grade																																						
120° Connecting Bench with Back 	BS242-122 <ul style="list-style-type: none"> plywood platform linking hardware COM based on single fabric multiple fabrics, see page 76 for yardage requirements links only to other units with a square end, (cannot link to a 120° angled end) allows flat end modular units to complete 120° turn 	<table border="1"> <thead> <tr> <th>Dimensions</th> <th>D</th> <th>W</th> <th>H</th> </tr> </thead> <tbody> <tr> <td>Overall</td> <td>32 1/2</td> <td>41 1/4</td> <td>28 1/2</td> </tr> <tr> <td>Seat</td> <td>17</td> <td>35</td> <td>16 1/2</td> </tr> </tbody> </table>	Dimensions	D	W	H	Overall	32 1/2	41 1/4	28 1/2	Seat	17	35	16 1/2	<table border="1"> <tbody> <tr> <td>COM</td> <td>\$2,315</td> </tr> <tr> <td>A</td> <td>\$2,368</td> </tr> <tr> <td>B</td> <td>\$2,473</td> </tr> <tr> <td>COL/C</td> <td>\$2,660</td> </tr> <tr> <td>D</td> <td>\$2,898</td> </tr> <tr> <td>E</td> <td>\$3,136</td> </tr> <tr> <td>F</td> <td>\$3,509</td> </tr> <tr> <td>G</td> <td>\$3,907</td> </tr> <tr> <td>H</td> <td>\$4,330</td> </tr> <tr> <td>I</td> <td>\$4,995</td> </tr> <tr> <td>J</td> <td>\$5,789</td> </tr> <tr> <td>L1</td> <td>\$4,199</td> </tr> <tr> <td>L2</td> <td>\$4,675</td> </tr> </tbody> </table>	COM	\$2,315	A	\$2,368	B	\$2,473	COL/C	\$2,660	D	\$2,898	E	\$3,136	F	\$3,509	G	\$3,907	H	\$4,330	I	\$4,995	J	\$5,789	L1	\$4,199	L2	\$4,675
		Dimensions	D	W	H																																				
Overall	32 1/2	41 1/4	28 1/2																																						
Seat	17	35	16 1/2																																						
COM	\$2,315																																								
A	\$2,368																																								
B	\$2,473																																								
COL/C	\$2,660																																								
D	\$2,898																																								
E	\$3,136																																								
F	\$3,509																																								
G	\$3,907																																								
H	\$4,330																																								
I	\$4,995																																								
J	\$5,789																																								
L1	\$4,199																																								
L2	\$4,675																																								
		<table border="1"> <thead> <tr> <th>Upholstery</th> <th colspan="2">Shipping</th> </tr> </thead> <tbody> <tr> <td>COM Ydg</td> <td>4 1/2</td> <td>Ctn Wt 102</td> </tr> <tr> <td>COL Sq Ft</td> <td>90</td> <td>Cu Ft 20</td> </tr> </tbody> </table>	Upholstery	Shipping		COM Ydg	4 1/2	Ctn Wt 102	COL Sq Ft	90	Cu Ft 20																														
Upholstery	Shipping																																								
COM Ydg	4 1/2	Ctn Wt 102																																							
COL Sq Ft	90	Cu Ft 20																																							

To Order, Specify:

- 1 Model Number
- 2 Wood Species - Rift Cut White Oak (WK4) or Flat Cut Walnut (WA1)
- 3 Wood Finish
- 4 Metal Leg Color - Matte Black (MBK), Pewter(PEW) Soft Nickel (SNK) or Stardust Silver (STS)
- 5 Fabric Selection - Vendor, Pattern and Color
 - A. Seat
 - B. Back
 - C. Deck or Deck and Arm(s)

3 Wood Finish Options:

- CLK Clear on Rift Cut White Oak
- CLW Clear on Flat Cut Walnut

5 Fabric Selection:

See a selection of graded in fabric manufacturers and patterns on pages 20-28. Contact Customer Service for additional fabric options.

Specifications:

- Wood species - Rift Cut White Oak or Flat Cut Walnut.
- 5/8" thick exterior plywood.
- Interior seating frame and support components are made from 3/4" interior grade plywood.
- Exterior feet and leg frames are fabricated from 14 gauge steel tubing.
- Modular seating units have a 3 1/2" high-resilience seat foam placed onto sheet webbing for comfort and durability.
- Modular back and arm foam is high density for comfort and durability.

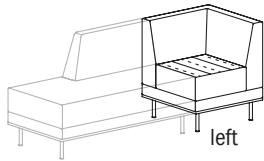
Description

Model

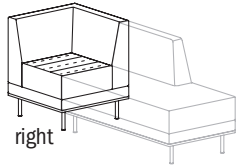
Specifications

List Price Per Grade

Corner Bench with Back



left



right

BS242R

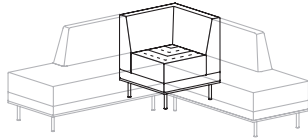
BS242L

- plywood platform
- linking hardware
- COM based on single fabric
- multiple fabrics, see page 76 for yardage requirements
- links only to other units with a square end, (cannot link to a 120° angled end)

Dimensions	D	W	H
Overall	24	24	28 1/2
Seat	17	17	16 1/2
Upholstery		Shipping	
COM Ydg	3 1/4	Ctn Wt	75
COL Sq Ft	65	Cu Ft	11

COM	\$1,850
A	\$1,889
B	\$1,966
COL/C	\$2,100
D	\$2,272
E	\$2,446
F	\$2,712
G	\$3,001
H	\$3,308
I	\$3,788
J	\$4,361
L1	\$3,212
L2	\$3,557

Corner Bench with Back




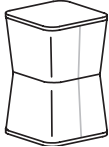
BS242C

- plywood platform
- linking hardware
- diagonal seam
- COM based on single fabric
- multiple fabrics, see page 76 for yardage requirements
- links only to other units with a square end, (cannot link to a 120° angled end)

Dimensions	D	W	H
Overall	24	24	28 1/2
Seat	17	17	16 1/2
Upholstery		Shipping	
COM Ydg	3 1/4	Ctn Wt	75
COL Sq Ft	65	Cu Ft	11

COM	\$1,850
A	\$1,889
B	\$1,966
COL/C	\$2,100
D	\$2,272
E	\$2,446
F	\$2,712
G	\$3,001
H	\$3,308
I	\$3,788
J	\$4,361
L1	\$3,212
L2	\$3,557

Description	① Model	Specifications				List Price Per Grade	
Upholstered Pod 	BS140 • plywood platform • nylon glides • COM based on single fabric • multiple fabrics, see page 76 for yardage requirements • casters not available	Dimensions		D	W	H	COM \$792
		Overall	13 1/2	13 1/2	18	A \$811	
		Seat	13 1/2	13 1/2	18	B \$844	COL/C \$907
		Upholstery		Shipping		D \$986	E \$1,066
		COM Ydg	1 1/2	Ctn Wt	22	F \$1,191	G \$1,322
		COL Sq Ft	27	Cu Ft	3	H \$1,464	I \$1,685
						J \$1,950	L1 \$1,419
						L2 \$1,581	

Description	① Model	Specifications				List Price Per Grade	
Upholstered Table 	BS140W • plywood top • plywood platform • nylon glides • COM based on single fabric • multiple fabrics, see page 76 for yardage requirements • casters not available	Dimensions		D	W	H	COM \$871
		Overall	13 1/2	13 1/2	21 1/4	A \$890	
		Upholstery		Shipping		B \$924	COL/C \$986
		COM Ydg	1 1/2	Ctn Wt	25	D \$1,066	E \$1,146
		COL Sq Ft	27	Cu Ft	3	F \$1,269	G \$1,402
						H \$1,545	I \$1,764
						J \$2,030	L1 \$1,500
						L2 \$1,659	

To Order, Specify:

- ① Model Number
- ② Wood Species - Rift Cut White Oak (WK4) or Flat Cut Walnut (WA1)
- ③ Wood Finish
- ④ Metal Leg Color - Matte Black (MBK), Pewter(PEW) Soft Nickel (SNK) or Stardust Silver (STS)
- ⑤ Fabric Selection - Vendor, Pattern and Color
 - A. Seat
 - B. Back
 - C. Deck or Deck and Arm(s)

⑥ Wood Finish Options:

- CLK Clear on Rift Cut White Oak
- CLW Clear on Flat Cut Walnut

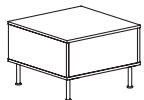

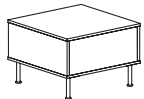

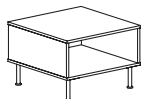
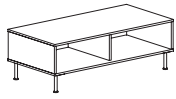
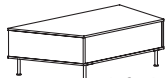


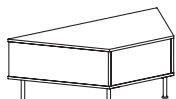

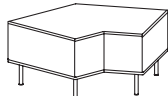

⑦ Fabric Selection:

See a selection of graded in fabric manufacturers and patterns on pages 20-28. Contact Customer Service for additional fabric options.

Specifications:

- Wood species - Rift Cut White Oak or Flat Cut Walnut.
- 5/8" thick exterior plywood.
- Interior seating frame and support components are made from 3/4" interior grade plywood.
- Exterior feet and leg frames are fabricated from 14 gauge steel tubing.
- Modular seating units have a 3 1/2" high-resilience seat foam placed onto sheet webbing for comfort and durability.
- Modular back and arm foam is high density for comfort and durability.

Modular

Description	D	W	H	CTN WT	CU FT	Model	List Price
Square Table  	24	24	16 1/4	40	5	BS2424SCT	\$1,098
<ul style="list-style-type: none"> · straight grain top · no opening · linking hardware · power center (EC22) available on front and/or back panel, specify and add \$612 list each 							
Square Corner Table  	24	24	16 1/4	40	5	BS2424DCT	\$1,166
<ul style="list-style-type: none"> · diagonal grain top · no opening · for corner installation · linking hardware · power center (EC22) available on back panel(s), specify and add \$612 list each 							
Open Square Table 	24	24	16 1/4	40	5	BS2424OCT	\$1,049
<ul style="list-style-type: none"> · straight grain top · open front · linking hardware 							
Coffee Table 	24	48	16 1/4	60	9	BS2448OCT	\$1,301
<ul style="list-style-type: none"> · straight grain top · open front · linking hardware 							
48" Single Angled Table  left shown  left  right	24	48	16 1/4	60	9	BS2448SCTR	\$1,404
	24	48	16 1/4	60	9	BS2448SCTL	\$1,404
<ul style="list-style-type: none"> · one square end, one 120° angled end · no opening · linking hardware · power center (EC22) available on front and/or back panel, specify and add \$612 list each · square end links only to other square end units · 120° angled end links only to other 120° angled end units 							
48" Dual Angled Corner Table  	24	48	16 1/4	60	9	BS2448DCT	\$1,342
<ul style="list-style-type: none"> · two 120° angled ends · no opening · linking hardware · power center (EC22) available on front and/or back panel, specify and add \$612 list each · 120° angled ends link only to other 120° angled end units 							
120° Connecting Table  	36	36	16 1/4	50	9	BS3636-12OCT	\$1,508
<ul style="list-style-type: none"> · diagonal grain top · no opening · linking hardware · power center (EC22) available on front and back panel(s), specify and add \$612 list each · optional EC22 on non-linking sides · square ends link only to other square end units (cannot link to 120° angled ends) 							

BeSPACE

Description	D	W	H	CTN WT	CU FT	① Model	List Price
-------------	---	---	---	-----------	----------	---------	------------



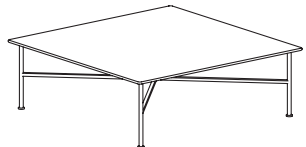
- 5/8" thick plywood top
- metal frame

Rectangular Wood Coffee Table	24	48	16 1/4	35	14	BS2448WTT	\$3,195
-------------------------------	----	----	--------	----	----	-----------	---------



- 5/8" thick plywood top
- metal frame

Square Wood Coffee Table	48	48	16 1/4	55	26	BS4848WTT	\$3,334
--------------------------	----	----	--------	----	----	-----------	---------



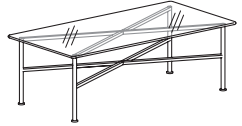
- 5/8" thick plywood top
- metal frame

Glass Side Table	20	20	16 1/4	30	5	BS2020GTT	\$3,077
------------------	----	----	--------	----	---	-----------	---------



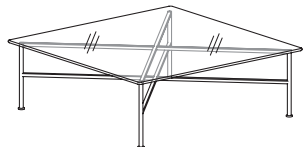
- 1/2" thick tempered glass top
- metal frame

Rectangular Glass Coffee Table	24	48	16 1/4	40	14	BS2448GTT	\$3,299
--------------------------------	----	----	--------	----	----	-----------	---------



- 1/2" thick tempered glass top
- metal frame

Square Glass Coffee Table	48	48	16 1/4	60	26	BS4848GTT	\$3,577
---------------------------	----	----	--------	----	----	-----------	---------



- 1/2" thick tempered glass top
- metal frame

To Order, Specify:

- ① Model Number
- ② Wood Species - Rift Cut White Oak (WK4) or Flat Cut Walnut (WA1)
- ③ Wood Finish
- ④ Glass Color - Clear (GTC01) or Smoke (GTC04)
- ⑤ Metal Leg Color - Matte Black (MBK), Pewter(PEW), Soft Nickel (SNK) or Stardust Silver (STS)
- ⑥ Optional Power Center (see page 72)

④ Wood Finish Options:

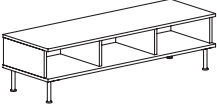
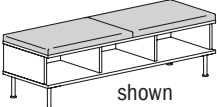
- CLK Clear on Rift Cut White Oak
- CLW Clear on Flat Cut Walnut

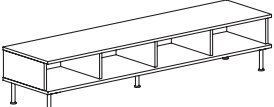
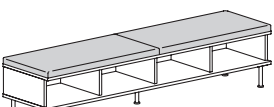
Specifications:

- Wood species - Rift Cut White Oak or Flat Cut Walnut.
- Linking Tables have 3/4" thick plywood tops
- Exterior feet and leg frames are fabricated from 14 gauge steel tubing and 14 gauge flat stock.

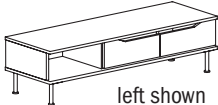
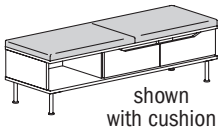
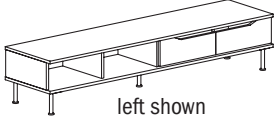
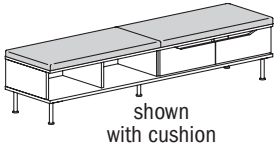
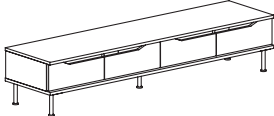
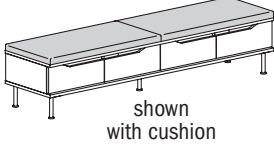
BeSPACE

Modular

Description	D	W	H	CTN WT	CU FT	Model	List Price No Cushion	List Price With Cushion
Bench Height Credenza Open Storage	18	54	14 1/2	80	7	BS1854-16SOS	\$1,582	COM \$2,065
  <p>shown with cushion</p> <ul style="list-style-type: none"> · three open sections · linking hardware · optional attached 1 1/2" thick cushion · interior dividers have a wire pass thru · rectangular back center grommet available, specify and add \$99 list · 24" wire manager included for field installation · com ydg: 1 1/2 								A \$2,083
								B \$2,118
								COL/C \$2,180
								D \$2,260
								E \$2,339
								F \$2,464
								G \$2,595
								H \$2,736
								I \$2,959
								J \$3,225
								L1 \$2,693
								L2 \$2,852

Bench Height Credenza Open Storage	18	72	14 1/2	90	9	BS1872-16SOS	\$1,887	COM \$2,498
  <p>shown with cushion</p> <ul style="list-style-type: none"> · four open sections · linking hardware · optional attached 1 1/2" thick cushion · interior dividers have a wire pass thru · rectangular back center grommet available, specify and add \$99 list · 24" wire manager included for field installation · com ydg: 1 3/4 								A \$2,520
								B \$2,559
								COL/C \$2,633
								D \$2,726
								E \$2,819
								F \$2,963
								G \$3,118
								H \$3,284
								I \$3,540
								J \$3,848
								L1 \$3,232
								L2 \$3,416

BeSPACE

Description	D	W	H	CTN WT	CU FT	① Model	List Price No Cushion	List Price With Cushion
Bench Height Credenza with Drawers	18	54	14 1/2	100	7	BS1854-16SDWR	\$1,874	COM \$2,358
	18	54	14 1/2	100	7	BS1854-16SDWL	\$1,874	A \$2,377 B \$2,411 COL/C \$2,473 D \$2,554 E \$2,634 F \$2,757 G \$2,888 H \$3,032 I \$3,253 J \$3,518 L1 \$2,987 L2 \$3,148
 left shown	<ul style="list-style-type: none"> · one open section, two drawers · linking hardware · optional attached 1 1/2" thick cushion · interior dividers have a wire pass thru · rectangular back center grommet available, specify and add \$99 list · 24" wire manager included for field installation · com ydg: 1 1/2 							
 shown with cushion								
Bench Height Credenza with Drawers	18	72	14 1/2	100	9	BS1872-16SDWR	\$2,160	COM \$2,770
	18	72	14 1/2	100	9	BS1872-16SDWL	\$2,160	A \$2,793 B \$2,832 COL/C \$2,905 D \$2,999 E \$3,091 F \$3,235 G \$3,390 H \$3,556 I \$3,812 J \$4,122 L1 \$3,505 L2 \$3,689
 left shown	<ul style="list-style-type: none"> · two open sections, two drawers · linking hardware · optional attached 1 1/2" thick cushion · interior dividers have a wire pass thru · rectangular back center grommet available, specify and add \$99 list · 24" wire manager included for field installation · com ydg: 1 3/4 							
 shown with cushion								
Bench Height Credenza with Drawers	18	72	14 1/2	120	9	BS1872-16SFS	\$2,451	COM \$3,062
								A \$3,084 B \$3,124 COL/C \$3,195 D \$3,289 E \$3,384 F \$3,526 G \$3,680 H \$3,846 I \$4,102 J \$4,414 L1 \$3,795 L2 \$3,978
 left shown	<ul style="list-style-type: none"> · four drawers · linking hardware · optional attached 1 1/2" thick cushion · interior dividers have a wire pass thru · rectangular back center grommet available, specify and add \$99 list · 24" wire manager included for field installation · com ydg: 1 3/4 							
 shown with cushion								

To Order, Specify:

- ① Model Number
- ② Wood Species - Rift Cut White Oak (WK4) or Flat Cut Walnut (WA1)
- ③ Wood Finish
- ④ Drawer Front Optional Paint Color
- ⑤ Metal Leg Color - Matte Black (MBK), Pewter (PEW)
Soft Nickel (SNK) or Stardust Silver (STS)
- ⑥ Fabric Selection - Vendor, Pattern and Color
- ⑦ Optional Back (Black) Grommet (see page 71)

③ Wood Finish Options:

- CLK Clear on Rift Cut White Oak
CLW Clear on Flat Cut Walnut

④ Paint Color - Add \$36 list per item:

- | | |
|------------------|----------------------|
| BKD Backdrop | GRV Greek Villa |
| BFX Black Fox | NET Network Gray |
| BWH Bright White | NWH Nonchalant White |
| CGP Cargo Pants | STM Storm |
| CHT Chatroom | TRC Tricorn Black |
| FRR French Roast | |

⑥ Fabric Selection:

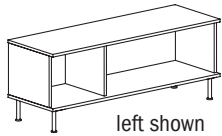
See a selection of graded in fabric manufacturers and patterns on pages 20-28. Contact Customer Service for additional fabric options.

Specifications:

- Wood species - Rift Cut White Oak or Flat Cut Walnut.
- 3/4" thick plywood tops
- Exterior feet and leg frames are fabricated from 14 gauge steel tubing and 14 gauge flat stock.

Modular

Description	D	W	H	CTN WT	CU FT	Model	List Price
Low Height Credenza	18	54	20	120	11	BS1854-20SOSR	\$1,646
Open Storage	18	54	20	120	11	BS1854-20SOSL	\$1,646



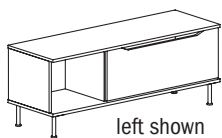
- open cabinet
- linking hardware
- interior dividers have a wire pass thru
- rectangular back center grommet available, specify and add \$99 list
- 24" wire manager included for field installation

Low Height Credenza	18	72	20	110	15	BS1872-20SOS	\$2,131
Open Storage							



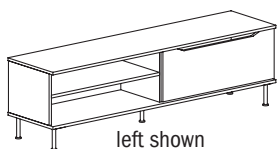
- two fixed shelves
- linking hardware
- interior dividers have a wire pass thru
- rectangular back center grommet available, specify and add \$99 list
- 24" wire manager included for field installation

Low Height Credenza	18	54	20	140	11	BS1854-20SDWR	\$1,898
with Drawer	18	54	20	140	11	BS1854-20SDWL	\$1,898



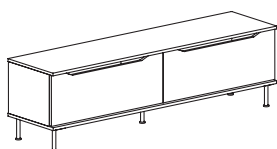
- one open cabinet, one storage drawer
- linking hardware
- interior dividers have a wire pass thru
- rectangular back center grommet available, specify and add \$99 list
- 24" wire manager included for field installation

Low Height Credenza	18	72	20	130	15	BS1872-20SDWR	\$2,280
with Drawer	18	72	20	130	15	BS1872-20SDWL	\$2,280



- one open cabinet with one fixed shelf, one storage drawer
- linking hardware
- interior dividers have a wire pass thru
- rectangular back center grommet available, specify and add \$99 list
- 24" wire manager included for field installation

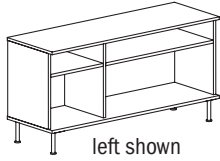
Low Height Credenza	18	72	20	150	15	BS1872-20SFS	\$2,422
with Two Drawers							



- two storage drawers
- linking hardware
- interior dividers have a wire pass thru
- rectangular back center grommet available, specify and add \$99 list
- 24" wire manager included for field installation

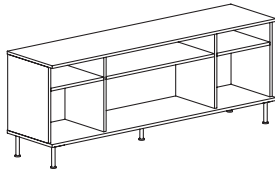
BeSPACE

Description	D	W	H	CTN WT	CU FT	① Model	List Price
Standard Height Credenza Open Storage	18	54	27	130	15	BS1854-27SOSR	\$1,939
	18	54	27	130	15	BS1854-27SOSL	\$1,939



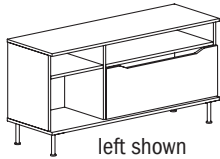
- open cabinet, two fixed shelves
- linking hardware
- interior dividers have a wire pass thru
- rectangular back center grommet available, specify and add \$99 list
- 24" wire manager included for field installation

Standard Height Credenza Open Storage	18	72	27	130	20	BS1872-27SOS	\$2,369
--	----	----	----	-----	----	---------------------	----------------



- open cabinet, three fixed shelves
- linking hardware
- interior dividers have a wire pass thru
- rectangular back center grommet available, specify and add \$99 list
- 24" wire manager included for field installation

Standard Height Credenza with Drawer	18	54	27	140	15	BS1854-27SDWR	\$2,194
	18	54	27	140	15	BS1854-27SDWL	\$2,194



- open cabinet with fixed shelf, storage drawer with open compartment
- linking hardware
- interior dividers have a wire pass thru
- rectangular back center grommet available, specify and add \$99 list
- 24" wire manager included for field installation

To Order, Specify:

- ① Model Number
- ② Wood Species - Rift Cut White Oak (WK4) or Flat Cut Walnut (WA1)
- ③ Wood Finish
- ④ Drawer Front Optional Paint Color
- ⑤ Metal Leg Color - Matte Black (MBK), Pewter(PEW) Soft Nickel (SNK) or Stardust Silver (STS)
- ⑥ Optional Back (Black) Grommet (see page 71)

③ Wood Finish Options:

- CLK** Clear on Rift Cut White Oak
CLW Clear on Flat Cut Walnut

④ Paint Color - Add \$36 list per item:

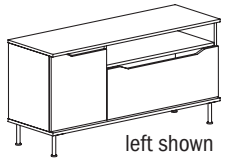
- | | |
|-------------------------|-----------------------------|
| BKD Backdrop | GRV Greek Villa |
| BFX Black Fox | NET Network Gray |
| BWH Bright White | NWH Nonchalant White |
| CGP Cargo Pants | STM Storm |
| CHT Chatroom | TRC Tricorn Black |
| FRR French Roast | |

Specifications:

- Wood species - Rift Cut White Oak or Flat Cut Walnut.
- 3/4" thick plywood tops
- Exterior feet and leg frames are fabricated from 14 gauge steel tubing and 14 gauge flat stock.

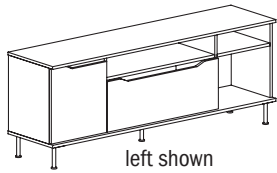
Modular

Description	D	W	H	CTN WT	CU FT	Model	List Price
Standard Height Storage Credenza	18	54	27	150	15	BS1854-27SFSR	\$2,294
	18	54	27	150	15	BS1854-27SFL	\$2,294



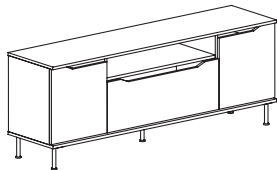
- one door with fixed shelf, storage drawer with open compartment
- linking hardware
- interior dividers have a wire pass thru
- rectangular back center grommet available, specify and add \$99 list
- 24" wire manager included for field installation

Standard Height Storage Credenza	18	72	27	160	20	BS1872-27SSR	\$2,800
	18	72	27	160	20	BS1872-27SSL	\$2,800



- one door with fixed shelf, storage drawer with open compartment
- open storage one fixed shelf
- linking hardware
- interior dividers have a wire pass thru
- rectangular back center grommet available, specify and add \$99 list
- 24" wire manager included for field installation

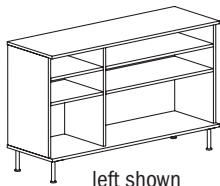
Standard Height Storage Credenza	18	72	27	170	20	BS1872-27SFS	\$2,887
----------------------------------	----	----	----	-----	----	--------------	---------



- one door with fixed shelf, one drawer with open compartment, one door with fixed shelf
- linking hardware
- interior dividers have a wire pass thru
- rectangular back center grommet available, specify and add \$99 list
- 24" wire manager included for field installation

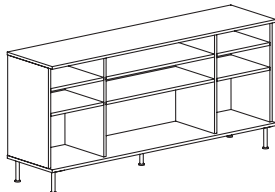
BeSPACE

Description	D	W	H	CTN WT	CU FT	① Model	List Price
Tall Credenza Open Storage	18	54	33	140	19	BS1854-33SOSR	\$2,234
	18	54	33	140	19	BS1854-33SOSL	\$2,234



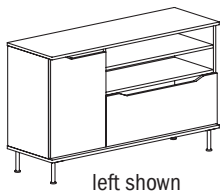
- open cabinet, four fixed shelves
- linking hardware
- interior dividers have a wire pass thru
- rectangular back center grommet available, specify and add \$99 list
- 24" wire manager included for field installation

Tall Credenza Open Storage	18	72	33	140	25	BS1872-33SOS	\$2,593
----------------------------	----	----	----	-----	----	---------------------	---------



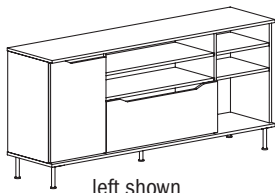
- open cabinet, six fixed shelves
- linking hardware
- interior dividers have a wire pass thru
- rectangular back center grommet available, specify and add \$99 list
- 24" wire manager included for field installation

Tall Storage Credenza	18	54	33	160	19	BS1854-33SFSR	\$2,610
	18	54	33	160	19	BS1854-33SFSL	\$2,610



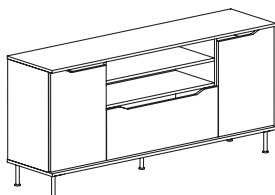
- one door with two fixed shelves, one storage drawer with two open compartments
- linking hardware
- interior dividers have a wire pass thru
- rectangular back center grommet available, specify and add \$99 list
- 24" wire manager included for field installation

Tall Storage Credenza	18	72	33	170	25	BS1872-33SSR	\$2,963
	18	72	33	170	25	BS1872-33SSL	\$2,963



- one door with two fixed shelves, one storage drawer with two open compartments, one cabinet with two fixed shelves
- linking hardware
- interior dividers have a wire pass thru
- rectangular back center grommet available, specify and add \$99 list
- 24" wire manager included for field installation

Tall Storage Credenza	18	72	33	180	25	BS1872-33SFS	\$3,079
-----------------------	----	----	----	-----	----	---------------------	---------



- one door with two fixed shelves, one storage drawer with two open compartments, one door with two fixed shelves
- linking hardware
- interior dividers have a wire pass thru
- rectangular back center grommet available, specify and add \$99 list
- 24" wire manager included for field installation

To Order, Specify:

- ① Model Number
- ② Wood Species - Rift Cut White Oak (WK4) or Flat Cut Walnut (WA1)
- ③ Wood Finish
- ④ Door and Drawer Front Optional Paint Color
- ⑤ Metal Leg Color - Matte Black (MBK), Pewter (PEW), Soft Nickel (SNK) or Stardust Silver (STS)
- ⑥ Optional Back (Black) Grommet (see page 71)

③ Wood Finish Options:

- CLK** Clear on Rift Cut White Oak
CLW Clear on Flat Cut Walnut

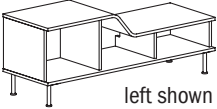
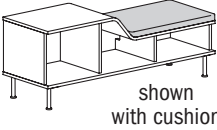
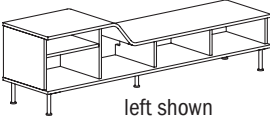
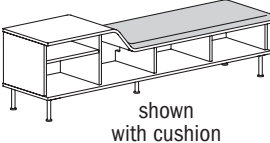
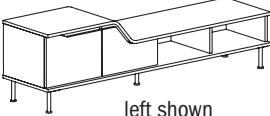
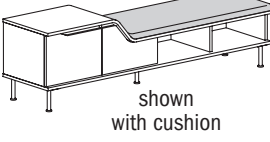
④ Paint Color - Add \$36 list per item:

- | | |
|-------------------------|-----------------------------|
| BKD Backdrop | GRV Greek Villa |
| BFX Black Fox | NET Network Gray |
| BWH Bright White | NWH Nonchalant White |
| CGP Cargo Pants | STM Storm |
| CHT Chatroom | TRC Tricorn Black |
| FRR French Roast | |

Specifications:

- Wood species - Rift Cut White Oak or Flat Cut Walnut.
- 3/4" thick plywood tops
- Exterior feet and leg frames are fabricated from 14 gauge steel tubing and 14 gauge flat stock.

Modular

Description	D	W	H	CTN WT	CU FT	Model	List Price No Cushion	List Price With Cushion
Low Height Transition Credenza Open Storage	18	54	14 1/2 / 20	110	11	BS1854-20TOSR	\$2,448	COM \$2,850
	18	54	14 1/2 / 20	110	11	BS1854-20TOSL	\$2,448	A \$2,861 B \$2,876 COL/C \$2,908 D \$2,948 E \$2,988 F \$3,052 G \$3,117 H \$3,188 I \$3,296 J \$3,430 L1 \$3,163 L2 \$3,244
 left shown	<ul style="list-style-type: none"> open cabinet bent ply top linking hardware optional attached 1 1/2" thick cushion interior dividers have a wire pass thru two rectangular back center grommets available, specify and add \$193 list 24" wire manager included for field installation com ydg: 3/4 							
 shown with cushion								
Low Height Transition Credenza Open Storage	18	72	14 1/2 / 20	120	15	BS1872-20TOSR	\$2,697	COM \$3,292
	18	72	14 1/2 / 20	120	15	BS1872-20TOSL	\$2,697	A \$3,308 B \$3,335 COL/C \$3,389 D \$3,456 E \$3,521 F \$3,624 G \$3,735 H \$3,853 I \$4,037 J \$4,258 L1 \$3,815 L2 \$3,948
 left shown	<ul style="list-style-type: none"> open cabinet, one fixed shelf bent ply top linking hardware optional attached 1 1/2" thick cushion interior dividers have a wire pass thru two rectangular back center grommets available, specify and add \$193 list 24" wire manager included for field installation com ydg: 1 1/4 							
 shown with cushion								
Low Height Transition Storage Credenza	18	72	14 1/2 / 20	110	15	BS1872-20TSR	\$3,002	COM \$3,598
	18	72	14 1/2 / 20	110	15	BS1872-20TSL	\$3,002	A \$3,612 B \$3,641 COL/C \$3,694 D \$3,762 E \$3,827 F \$3,929 G \$4,040 H \$4,158 I \$4,342 J \$4,564 L1 \$4,122 L2 \$4,253
 left shown	<ul style="list-style-type: none"> two drawers, open cabinet bent ply top linking hardware optional attached 1 1/2" thick cushion interior dividers have a wire pass thru two rectangular back center grommets available, specify and add \$193 list 24" wire manager included for field installation com ydg: 1 1/4 							
 shown with cushion								

BeSPACE

Modular

Description	D	W	H	CTN WT	CU FT	① Model	List Price No Cushion	List Price With Cushion
Low Height Transition Storage Credenza	18	54	14 1/2 / 20	120	11	BS1854-20TFSR	\$2,931	COM \$3,333
	18	54	14 1/2 / 20	120	11	BS1854-20TFSL	\$2,931	A \$3,344
								B \$3,361
								COL/C \$3,392
								D \$3,431
								E \$3,471
								F \$3,535
								G \$3,600
								H \$3,671
								I \$3,781
								J \$3,913
								L1 \$3,647
								L2 \$3,728
Low Height Transition Storage Credenza	18	72	14 1/2 / 20	130	15	BS1872-20TFSR	\$3,198	COM \$3,794
	18	72	14 1/2 / 20	130	15	BS1872-20TFSL	\$3,198	A \$3,809
								B \$3,839
								COL/C \$3,890
								D \$3,959
								E \$4,023
								F \$4,126
								G \$4,238
								H \$4,356
								I \$4,538
								J \$4,761
								L1 \$4,319
								L2 \$4,449
Low Height Transition Storage Credenza	18	54	14 1/2 / 20	130	11	BS1854-20TDSR	\$2,972	COM \$3,375
	18	54	14 1/2 / 20	130	11	BS1854-20TDSL	\$2,972	A \$3,387
								B \$3,403
								COL/C \$3,433
								D \$3,474
								E \$3,514
								F \$3,575
								G \$3,641
								H \$3,712
								I \$3,823
								J \$3,957
								L1 \$3,690
								L2 \$3,769

To Order, Specify:

- ① Model Number
- ② Wood Species - Rift Cut White Oak (WK4) or Flat Cut Walnut (WA1)
- ③ Wood Finish
- ④ Door and Drawer Front Optional Paint Color
- ⑤ Metal Leg Color - Matte Black (MBK), Pewter (PEW), Soft Nickel (SNK) or Stardust Silver (STS)
- ⑥ Fabric Selection - Vendor, Pattern and Color
- ⑦ Optional Back (Black) Grommet (see page 71)

③ Wood Finish Options:

- CLK Clear on Rift Cut White Oak
CLW Clear on Flat Cut Walnut

④ Paint Color - Add \$36 list per item:

- | | |
|------------------|----------------------|
| BKD Backdrop | GRV Greek Villa |
| BFX Black Fox | NET Network Gray |
| BWH Bright White | NWH Nonchalant White |
| CGP Cargo Pants | STM Storm |
| CHT Chatroom | TRC Tricorn Black |
| FRR French Roast | |

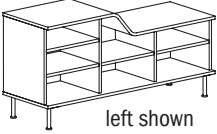
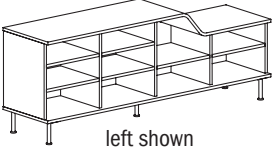
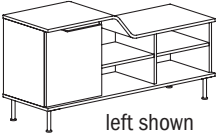
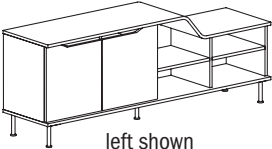
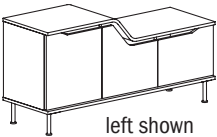
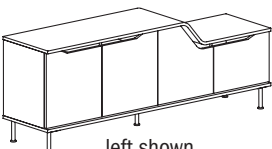
⑥ Fabric Selection:

See a selection of graded in fabric manufacturers and patterns on pages 20-28. Contact Customer Service for additional fabric options.

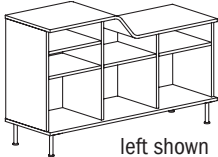
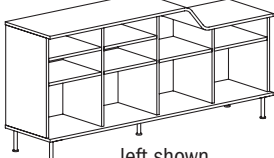
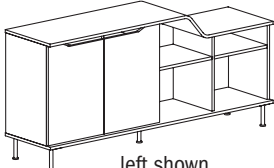
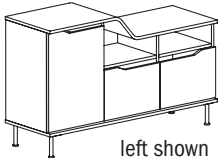
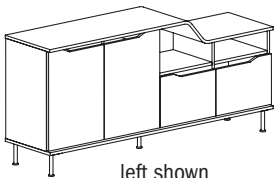
Specifications:

- Wood species - Rift Cut White Oak or Flat Cut Walnut.
- 3/4" thick plywood tops
- Exterior feet and leg frames are fabricated from 14 gauge steel tubing and 14 gauge flat stock.

Modular

Description	D	W	H	CTN WT	CU FT	Model	List Price
Standard Height Transition Credenza Open Storage	18	54	20 / 27	120	15	BS1854-27TOSR	\$2,951
	18	54	20 / 27	120	15	BS1854-27TOSL	\$2,951
 <p>left shown</p>	<ul style="list-style-type: none"> open cabinet, four fixed shelves bent ply top linking hardware interior dividers have a wire pass thru two rectangular back center grommets available, specify and add \$193 list 24" wire manager included for field installation 						
	Standard Height Transition Credenza Open Storage	18	72	20 / 27	130	20	BS1872-27TOSR
18		72	20 / 27	130	20	BS1872-27TOSL	\$3,123
 <p>left shown</p>	<ul style="list-style-type: none"> open cabinet, six fixed shelves bent ply top linking hardware interior dividers have a wire pass thru two rectangular back center grommets available, specify and add \$193 list 24" wire manager included for field installation 						
	Standard Height Transition Credenza	18	54	20 / 27	130	15	BS1854-27THDR
18		54	20 / 27	130	15	BS1854-27THDL	\$3,046
 <p>left shown</p>	<ul style="list-style-type: none"> one door with two fixed shelves, open cabinet with two fixed shelves bent ply top linking hardware interior dividers have a wire pass thru two rectangular back center grommets available, specify and add \$193 list 24" wire manager included for field installation 						
	Standard Height Transition Credenza Open Storage	18	72	20 / 27	140	20	BS1872-27TSR
18		72	20 / 27	140	20	BS1872-27TSL	\$3,317
 <p>left shown</p>	<ul style="list-style-type: none"> two doors with two fixed shelves, open cabinets with two fixed shelves bent ply top linking hardware interior dividers have a wire pass thru two rectangular back center grommets available, specify and add \$193 list 24" wire manager included for field installation 						
	Standard Height Transition Credenza Full Storage	18	54	20 / 27	140	15	BS1854-27TFSR
18		54	20 / 27	140	15	BS1854-27TFSL	\$3,269
 <p>left shown</p>	<ul style="list-style-type: none"> one door with two fixed shelves, two drawers bent ply top linking hardware interior dividers have a wire pass thru two rectangular back center grommets available, specify and add \$193 list 24" wire manager included for field installation 						
	Standard Height Transition Credenza Full Storage	18	72	20 / 27	160	20	BS1872-27TFSR
18		72	20 / 27	160	20	BS1872-27TFSL	\$3,698
 <p>left shown</p>	<ul style="list-style-type: none"> two doors with two fixed shelves, two drawers bent ply top linking hardware interior dividers have a wire pass thru two rectangular back center grommets available, specify and add \$193 list 24" wire manager included for field installation 						

BeSPACE

Description	D	W	H	CTN WT	CU FT	① Model	List Price
Tall Transition Credenza	18	54	27 / 33	130	19	BS1854-33TOSR	\$3,056
Open Storage	18	54	27 / 33	130	19	BS1854-33TOSL	\$3,056
 left shown	<ul style="list-style-type: none"> · open cabinet, four fixed shelves · bent ply top · linking hardware · interior dividers have a wire pass thru · two rectangular back center grommets available, specify and add \$193 list · 24" wire manager included for field installation 						
Tall Transition Credenza	18	72	27 / 33	140	25	BS1872-33TOSR	\$3,331
Open Storage	18	72	27 / 33	140	25	BS1872-33TOSL	\$3,331
 left shown	<ul style="list-style-type: none"> · open cabinet, six fixed shelves · bent ply top · linking hardware · interior dividers have a wire pass thru · two rectangular back center grommets available, specify and add \$193 list · 24" wire manager included for field installation 						
Tall Transition Storage Credenza	18	72	27 / 33	150	25	BS1872-33TSR	\$3,565
	18	72	27 / 33	150	25	BS1872-33TSL	\$3,565
 left shown	<ul style="list-style-type: none"> · two doors with two fixed shelves, · open cabinet with two fixed shelves · bent ply top · linking hardware · interior dividers have a wire pass thru · two rectangular back center grommets available, specify and add \$193 list · 24" wire manager included for field installation 						
Tall Transition Storage Credenza	18	54	27 / 33	150	19	BS1854-33TFSR	\$3,445
	18	54	27 / 33	150	19	BS1854-33TFSL	\$3,445
 left shown	<ul style="list-style-type: none"> · one door with two fixed shelves, · two drawers with open compartments · bent ply top · linking hardware · interior dividers have a wire pass thru · two rectangular back center grommets available, specify and add \$193 list · 24" wire manager included for field installation 						
Tall Transition Storage Credenza	18	72	27 / 33	170	25	BS1872-33TFSR	\$3,928
	18	72	27 / 33	170	25	BS1872-33TFSL	\$3,928
 left shown	<ul style="list-style-type: none"> · two doors with two fixed shelves, · two drawers with open compartments · bent ply top · linking hardware · interior dividers have a wire pass thru · two rectangular back center grommets available, specify and add \$193 list · 24" wire manager included for field installation 						

To Order, Specify:

- ① Model Number
- ② Wood Species - Rift Cut White Oak (WK4) or Flat Cut Walnut (WA1)
- ③ Wood Finish
- ④ Door/Drawer Front Optional Paint Color
- ⑤ Metal Leg Color - Matte Black (MBK), Pewter(PEW) Soft Nickel (SNK) or Stardust Silver (STS)
- ⑥ Optional Back (Black) Grommet (see page 71)

③ Wood Finish Options:

- CLK Clear on Rift Cut White Oak
- CLW Clear on Flat Cut Walnut

④ Paint Color - Add \$36 list per item:

- | | |
|------------------|----------------------|
| BKD Backdrop | GRV Greek Villa |
| BFX Black Fox | NET Network Gray |
| BWH Bright White | NWH Nonchalant White |
| CGP Cargo Pants | STM Storm |
| CHT Chatroom | TRC Tricorn Black |
| FRR French Roast | |

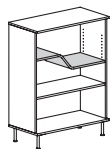
Specifications:

- Wood species - Rift Cut White Oak or Flat Cut Walnut.
- 3/4" thick plywood tops
- Exterior feet and leg frames are fabricated from 14 gauge steel tubing and 14 gauge flat stock.

Description	D	W	H	CTN WT	CU FT	Model	List Price
Open Bookcase	18	36	48	99	22	BS1836-480BC	\$2,057



straight shelf



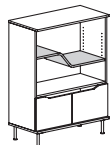
optional bent plywood

- open cabinet, two shelves
- lower shelf fixed, always straight
- upper shelf adjustable, straight standard; bent plywood available, specify and add \$732 to list - see page 141 for more information on shelving
- specify back height: full back, mid back or low back - see page 141 for more information on back heights
- specify metal leg color option: Matte Black (MBK), Soft Nickel (SNK) or Stardust Silver (STS)
- linking hardware

Open Bookcase with Lower Doors	18	36	48	115	22	BS1836-48SBC	\$2,207
---------------------------------------	----	----	----	-----	----	---------------------	---------



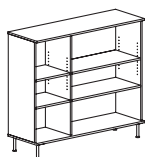
straight shelf



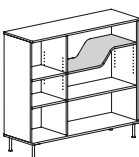
optional bent plywood

- two doors, open cabinet with two shelves
- lower shelf fixed, always straight
- upper shelf adjustable, straight standard; bent plywood available, specify and add \$732 to list - see page 141 for more information on shelving
- specify back height: full back, mid back or low back - see page 141 for more information on back heights
- specify metal leg color option: Matte Black (MBK), Soft Nickel (SNK) or Stardust Silver (STS)
- linking hardware

Open Storage Bookcase with Tower	18	54	48	165	33	BS1854-480BCR	\$2,499
---	----	----	----	-----	----	----------------------	---------



straight shelf



optional bent plywood

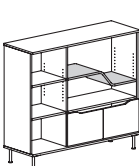
lefts shown

- open cabinet, four shelves
- two lower shelves fixed, always straight
- two upper shelves adjustable, straight standard; bent plywood available on wide shelf, specify and add \$732 to list - see page 141 for more information on shelving
- specify back height: full back, mid back or low back - see page 141 for more information on back heights
- specify metal leg color option: Matte Black (MBK), Soft Nickel (SNK) or Stardust Silver (STS)
- linking hardware

Storage Bookcase with Lower Doors and Tower	18	54	48	181	33	BS1854-48DBCR	\$2,663
--	----	----	----	-----	----	----------------------	---------



straight shelf




optional bent plywood

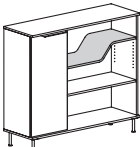
lefts shown

- two doors, open cabinet
- two lower shelves fixed, always straight
- two upper shelves adjustable, straight standard; bent plywood available on wide shelf, specify and add \$732 to list - see page 141 for more information on shelving
- specify back height: full back, mid back or low back - see page 141 for more information on back heights
- specify metal leg color option: Matte Black (MBK), Soft Nickel (SNK) or Stardust Silver (STS)
- linking hardware

Description	D	W	H	CTN WT	CU FT	① Model	List Price
Storage Bookcase with Tower Door	18	54	48	185	33	BS1854-48TBCR	\$2,663
	18	54	48	185	33	BS1854-48TBCL	\$2,663



straight shelf




optional bent plywood

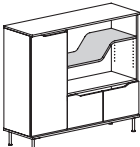
lefts shown

- tower door with two shelves, lower shelf fixed
- open cabinet with two shelves
- lower shelf fixed, always straight
- upper shelf adjustable, straight standard; bent plywood available on upper shelf, specify and add \$732 to list - see page 141 for more information on shelving
- specify back height: full back, mid back or low back - see page 141 for more information on back heights
- specify metal leg color option: Matte Black (MBK), Soft Nickel (SNK) or Stardust Silver (STS)
- linking hardware

Storage Bookcase with Full Door Set and Tower	18	54	48	201	33	BS1854-48SBCR	\$2,790
	18	54	48	201	33	BS1854-48SBCL	\$2,790



straight shelf



optional bent plywood

lefts shown

- tower door with two shelves, lower shelf fixed
- open cabinet with two shelves
- lower shelf fixed, always straight
- upper shelf adjustable, straight standard; bent plywood available on adjustable shelf, specify and add \$732 to list - see page 141 for more information on shelving
- specify back height: full back, mid back or low back - see page 141 for more information on back heights
- specify metal leg color option: Matte Black (MBK), Soft Nickel (SNK) or Stardust Silver (STS)
- linking hardware

To Order, Specify:

- ① Model Number
- ② Wood Species - Rift Cut White Oak (WK4) or Flat Cut Walnut (WA1)
- ③ Wood Finish
- ④ Door Front Optional Paint Color
- ⑤ Back Height - Full Back, Mid Back, Low Back
- ⑥ Metal Leg Color - Matte Black (MBK), Pewter(PEW) Soft Nickel (SNK) or Stardust Silver (STS)

③ Wood Finish Options:

- CLK Clear on Rift Cut White Oak
- CLW Clear on Flat Cut Walnut

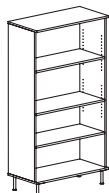
④ Paint Color - Add \$36 list per item:

- | | |
|------------------|----------------------|
| BKD Backdrop | GRV Greek Villa |
| BFX Black Fox | NET Network Gray |
| BWH Bright White | NWH Nonchalant White |
| CGP Cargo Pants | STM Storm |
| CHT Chatroom | TRC Tricorn Black |
| FRR French Roast | |

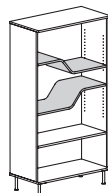
Specifications:

- Wood species - Rift Cut White Oak or Flat Cut Walnut.
- 3/4" thick plywood tops
- Exterior feet and leg frames are fabricated from 14 gauge steel tubing and 14 gauge flat stock.

Description	D	W	H	CTN WT	CU FT	Model	List Price
Open Bookcase	18	36	68	114	31	BS1836-680BC	\$2,409



straight shelves



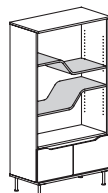
optional bent plywood

- open cabinet, three shelves
- lower shelf fixed, always straight
- two upper shelves adjustable, straight standard; bent plywood available, specify and add \$732 per shelf to list - see page 141 for more information on shelving
- specify back height: full back, mid back or low back - see page 141 for more information on back heights
- specify metal leg color option: Matte Black (MBK), Soft Nickel (SNK) or Stardust Silver (STS)
- linking hardware

Open Bookcase with Lower Doors	18	36	68	130	31	BS1836-68SBC	\$2,561
---------------------------------------	----	----	----	-----	----	---------------------	----------------



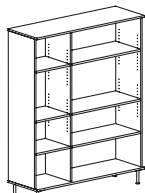
straight shelves



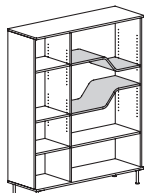
optional bent plywood

- two doors, open cabinet with three shelves
- lower shelf fixed, always straight
- two upper shelves adjustable, straight standard; bent plywood available, specify and add \$732 per shelf to list - see page 141 for more information on shelving
- specify back height: full back, mid back or low back - see page 141 for more information on back heights
- specify metal leg color option: Matte Black (MBK), Soft Nickel (SNK) or Stardust Silver (STS)
- linking hardware

Open Storage Bookcase with Tower	18	54	68	209	46	BS1854-680BCR	\$2,866
	18	54	68	209	46	BS1854-680BCL	\$2,866



straight shelves

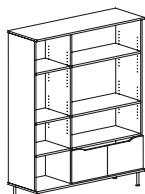


optional bent plywood

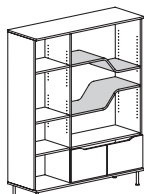
lefts shown

- open cabinet, six shelves
- two lower shelves fixed, always straight
- four upper shelves adjustable, straight standard; bent plywood available on wide shelves, specify and add \$732 per shelf to list - see page 141 for more information on shelving
- specify back height: full back, mid back or low back - see page 141 for more information on back heights
- specify metal leg color option: Matte Black (MBK), Soft Nickel (SNK) or Stardust Silver (STS)
- linking hardware

Storage Bookcase with Lower Doors and Tower	18	54	68	225	46	BS1854-68DBCR	\$3,010
	18	54	68	225	46	BS1854-68DBCL	\$3,010



straight shelves

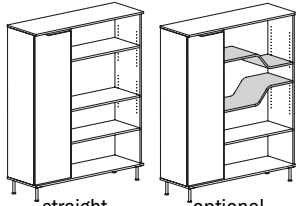


optional bent plywood

lefts shown

- two doors, open cabinet with six shelves
- two lower shelves fixed, always straight
- four upper shelves adjustable, straight standard; bent plywood available on wide shelves, specify and add \$732 per shelf to list - see page 141 for more information on shelving
- specify back height: full back, mid back or low back - see page 141 for more information on back heights
- specify metal leg color option: Matte Black (MBK), Soft Nickel (SNK) or Stardust Silver (STS)
- linking hardware

Description	D	W	H	CTN WT	CU FT	① Model	List Price
Storage Bookcase with Tower Door	18	54	68	234	46	BS1854-68TBCR	\$3,010
Door	18	54	68	234	46	BS1854-68TBCL	\$3,010



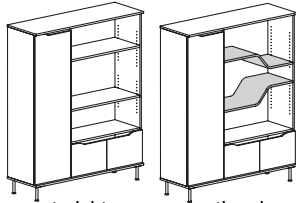
straight shelves

optional bent plywood

lefts shown

- tower door with three shelves, lower shelf fixed
- open cabinet with three shelves
- lower shelf fixed, always straight
- two upper shelves adjustable, straight standard; bent plywood available on adjustable shelves, specify and add \$732 per shelf to list - see page 141 for more information on shelving
- specify back height: full back, mid back or low back - see page 141 for more information on back heights
- specify metal leg color option: Matte Black (MBK), Soft Nickel (SNK) or Stardust Silver (STS)
- linking hardware

Storage Bookcase with Full Door Set and Tower	18	54	68	250	46	BS1854-68SBCR	\$3,137
	18	54	68	250	46	BS1854-68SBCL	\$3,137



straight shelves

optional bent plywood

lefts shown

- tower door with three shelves, lower shelf fixed
- open cabinet with three shelves
- lower shelf fixed, always straight;
- two upper shelves adjustable, straight standard; bent plywood available on adjustable shelves, specify and add \$732 per shelf to list - see page 141 for more information on shelving
- specify back height: full back, mid back or low back - see page 141 for more information on back heights
- specify metal leg color option: Matte Black (MBK), Soft Nickel (SNK) or Stardust Silver (STS)
- linking hardware

To Order, Specify:

- ① Model Number
- ② Wood Species - Rift Cut White Oak (WK4) or Flat Cut Walnut (WA1)
- ③ Wood Finish
- ④ Door Front Optional Paint Color
- ⑤ Back Height - Full Back, Mid Back, Low Back
- ⑥ Metal Leg Color - Matte Black (MBK), Pewter(PEW) Soft Nickel (SNK) or Stardust Silver (STS)

③ Wood Finish Options:

- CLK Clear on Rift Cut White Oak
- CLW Clear on Flat Cut Walnut

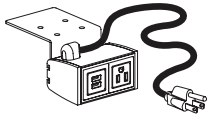
④ Paint Color - Add \$36 list per item:

- | | |
|------------------|----------------------|
| BKD Backdrop | GRV Greek Villa |
| BFX Black Fox | NET Network Gray |
| BWH Bright White | NWH Nonchalant White |
| CGP Cargo Pants | STM Storm |
| CHT Chatroom | TRC Tricorn Black |
| FRR French Roast | |

Specifications:

- Wood species - Rift Cut White Oak or Flat Cut Walnut.
- 3/4" thick plywood tops
- Exterior feet and leg frames are fabricated from 14 gauge steel tubing and 14 gauge flat stock.

Description	D	W	H	CTN WT	CU FT	① Model	List Price
Power Center Under Mount	6	3 5/8	2 1/2	4	1	EC21	\$546



- mounts under platform or surface
- field installable
- one power receptacle - 110 volt, one dual USB port
- 10' power cord with molded plug
- specify Black (B) or White (W) finish

To Order, Specify:

- ① Model Number

Bison Order Check List:



Specify:

- 1. Model Number
- 2. Wood Species - Red Oak (RO) or Maple (M)
- 3. Wood Finish/Color
- 4. Fabric Selection - vendor, pattern and color
- 5. Optional Rubber Cushion Nylon Glides - no upcharge

Example:

4C (model #)	RO (wood species)	HEN (finish)	MOMENTUM (fabric vendor)	VOX (pattern name)	MYSTIC (pattern color)
------------------------	-----------------------------	------------------------	------------------------------------	------------------------------	----------------------------------

1. Model Number

2. Wood Species - Red Oak (RO) or Maple (M)

3. Wood Finish/Color Options:

Red Oak

BRW Brownie	ECU Ecru
CAN Canyon	HEN Henna
CIT Citron	HNY Honey
DES Desert	NUT Nut Brown

Maple

CAG Aged Ash Coordinate	CGR Graphite Coordinate
ALM Ale Medium	HRV Harvest
AUB Auburn	CHL High Line Coordinate
BRL Barley	CKC Khaki Coordinate
CBE Blonde Echo Coordinate	LGC Legacy
BBM Bourbon Medium	MCH Mocha
CBZ Brazilwood Coordinate	NTO Night Owl
BRM Brighton Medium	COA Oatmeal Cookie Coordinate
BUT Butterscotch	CPI Pinnacle Walnut Coordinate
CIN Cinnamon	PRL Praline
CLA Classic	SAF Saffron
CCF Coffee Coordinate	SIE Sienna
CLL Collectors	CST Studio Teak Coordinate
CCR Cremello Coordinate	TOF Toffee
EAR Earthy	TRF Truffle
ESP Espresso	VEN Venetian
FLX Flax	CVI Vintage Coordinate
CFL Florence Walnut Coordinate	CWH Walnut Heights Coordinate
CFO Fossil Coordinate	CWE Weathered Ash Coordinate

Color - Add \$38 list per item

BKD Backdrop	GRV Greek Villa
BFX Black Fox	GLF Gulf Stream
BWH Bright White	HTB Heartthrob
CGP Cargo Pants	NET Network Gray
CHT Chatroom	NWH Nonchalant White
DSY Daisy	PAR Paradise
DRG Daring	QXP Quixotic Plum
DYN Dynamo	RBZ Relic Bronze
ENG Enigma	SND Sandbank
FRR French Roast	STM Storm
GBY Georgian Bay	TRC Tricorn Black

4. Fabric Selection - Please supply the following:

- Fabric vendor
- Pattern name
- Pattern color

[For a complete list of JSI Graded-In Fabric click here](#)

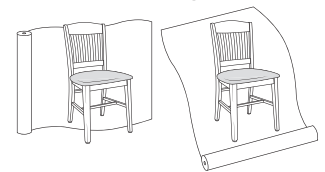
All COM orders must include the following:

- Vendor's name, pattern name and color
- Sample of the fabric attached to order
- Model numbers of items for fabric application
- Special application instructions (e.g., all stripes will be applied front to back unless specified otherwise)
- Customer and purchase order number

Ship prepaid COM material to:

JSI
Attn: COM Department
201 East Martin Street
Receiving B, Dock 71
Orleans, IN 47452

Application of fabric:
Railroaded Up the Roll



All COM orders will ship at standard lead time from receipt of COM except for orders requiring special custom matched finishes.

Description

① Model

Specifications

List Price Per Grade

Barstool 18" h



3A
all wood

3C
uph. seat

3A All Wood
3C Uph. Seat
· 18" seat height

Dimensions	D	W	H
Overall	14 ¼	14 ¼	18
Seat	14	14	18
Upholstery		Shipping	
COM Ydg	1	Ctn Wt	13
COL Sq Ft	12	Cu Ft	4

All Wood	\$264
COM	\$324
A	\$342
B	\$362
COL/C	\$398
D	\$446
E	\$494
F	\$546
G	\$617
H	\$690
I	\$808
J	\$952
L1	\$629
L2	\$704

Barstool 24" h



4A
all wood

4C
uph. seat

4A All Wood
4C Uph. Seat
· 24" seat height

Dimensions	D	W	H
Overall	16	16	24 ¼
Seat	14	14	24
Upholstery		Shipping	
COM Ydg	1	Ctn Wt	15
COL Sq Ft	12	Cu Ft	6

All Wood	\$278
COM	\$337
A	\$353
B	\$375
COL/C	\$411
D	\$458
E	\$506
F	\$555
G	\$626
H	\$702
I	\$821
J	\$963
L1	\$642
L2	\$718

Description

1 Model

Specifications

List Price Per Grade

Barstool 30" h



5A
all wood



5C
uph. seat

5A All Wood
5C Uph. Seat
· 30" seat height

Dimensions	D	W	H
Overall	18	18	30 ¼
Seat	14	14	30
Upholstery		Shipping	
COM Ydg	1	Ctn Wt	18
COL Sq Ft	12	Cu Ft	7

All Wood	\$308
COM	\$372
A	\$388
B	\$410
COL/C	\$446
D	\$493
E	\$541
F	\$591
G	\$661
H	\$738
I	\$857
J	\$1,000
L1	\$676
L2	\$752

To Order, Specify:

- 1 Model Number
- 2 Wood Species - Red Oak (RO) or Maple (M)
- 3 Wood Finish/Color
- 4 Fabric Selection - vendor, pattern and color
- 5 Optional Rubber Cushion Nylon Glides - no upcharge

3 Wood Finish/Color Options:

Red Oak

BRW	Brownie	ECU	Ecru
CAN	Canyon	HEN	Henna
CIT	Citron	HNY	Honey
DES	Desert	NUT	Nut Brown

Maple

CAG	Aged Ash Coordinate	CGR	Graphite Coordinate
ALM	Ale Medium	HRV	Harvest
AUB	Auburn	CHL	High Line Coordinate
BRL	Barley	CKC	Khaki Coordinate
CBE	Blonde Echo Coordinate	LGC	Legacy
BBM	Bourbon Medium	MCH	Mocha
CBZ	Brazilwood Coordinate	NTO	Night Owl
BRM	Brighton Medium	COA	Oatmeal Cook Coordinate
BUT	Butterscotch	CPI	Pinnacle Walnut Coordinate
CIN	Cinnamon	PRL	Praline
CLA	Classic	SAF	Saffron
CCF	Coffee Coordinate	SIE	Sienna
CLL	Collectors	CST	Studio Teak Coordinate
CCR	Cremello Coordinate	TOF	Toffee
EAR	Earthy	TRF	Truffle
ESP	Espresso	VEN	Venetian
FLX	Flax	CVI	Vintage Coordinate
CFL	Florence Walnut Coordinate	CWH	Walnut Heights Coordinate
CFO	Fossil Coordinate	CWE	Weathered Ash Coordinate

Color - Add \$38 list per item

BKD	Backdrop	GRV	Greek Villa
BFX	Black Fox	GLF	Gulf Stream
BWH	Bright White	HTB	Heartthrob
CGP	Cargo Pants	NET	Network Gray
CHT	Chatroom	NWH	Nonchalant White
DSY	Daisy	PAR	Paradise
DRG	Daring	QXP	Quixotic Plum
DYN	Dynamo	RBZ	Relic Bronze
ENG	Enigma	SND	Sandbank
FRR	French Roast	STM	Storm
GBY	Georgian Bay	TRC	Tricorn Black

- 4 See a selection of graded in fabric manufacturers and patterns on pages 20-28 Contact Customer Service for additional fabric options.

Specifications

- Wood species - Red Oak or Maple.
- Seat is upholstered with 4" high density polyurethane foam.
- Mortise and tenon construction with corner blocks, glue.
- Standard with rubber cushion metal glides.

Boston Order Check List:



Specify:

- 1. Model Number
- 2. Wood Species - Red Oak (RO) or Maple (M)
- 3. Wood Finish/Color
- 4. Fabric Selection - vendor, pattern and color
- 5. Optional FRONT LEG Casters - add \$56 list; specify seat height - NOT AVAILABLE on BENCHES
- 6. Optional Trim Nails - add \$111 list per chair; add \$141 list per bench
- 7. Optional Rubber Cushion Nylon Glides - no upcharge

Example:

981C (model #)	RO (wood species)	HEN (finish)	MOMENTUM (fabric vendor)	VOX (pattern name)	MYSTIC (pattern color)
--------------------------	-----------------------------	------------------------	------------------------------------	------------------------------	----------------------------------

1. Model Number

2. Wood Species - Red Oak (RO) or Maple (M)

3. Wood Finish/Color Options:

Red Oak

BRW Brownie	ECU Ecu
CAN Canyon	HEN Henna
CIT Citron	HNY Honey
DES Desert	NUT Nut Brown

Maple

CAG Aged Ash Coordinate	CGR Graphite Coordinate
ALM Ale Medium	HRV Harvest
AUB Auburn	CHL High Line Coordinate
BRL Barley	CKC Khaki Coordinate
CBE Blonde Echo Coordinate	LGC Legacy
BBM Bourbon Medium	MCH Mocha
CBZ Brazilwood Coordinate	NTO Night Owl
BRM Brighton Medium	COA Oatmeal Cookie Coordinate
BUT Butterscotch	CPI Pinnacle Walnut Coordinate
CIN Cinnamon	PRL Praline
CLA Classic	SAF Saffron
CCF Coffee Coordinate	SIE Sienna
CLL Collectors	CST Studio Teak Coordinate
CCR Cremello Coordinate	TOF Toffee
EAR Earthy	TRF Truffle
ESP Espresso	VEN Venetian
FLX Flax	CVI Vintage Coordinate
CFL Florence Walnut Coordinate	CWH Walnut Heights Coordinate
CFO Fossil Coordinate	CWE Weathered Ash Coordinate

Color - Add \$38 list per item

BKD Backdrop	GRV Greek Villa
BFX Black Fox	GLF Gulf Stream
BWH Bright White	HTB Heartthrob
CGP Cargo Pants	NET Network Gray
CHT Chatroom	NWH Nonchalant White
DSY Daisy	PAR Paradise
DRG Daring	QXP Quixotic Plum
DYN Dynamo	RBZ Relic Bronze
ENG Enigma	SND Sandbank
FRR French Roast	STM Storm
GBY Georgian Bay	TRC Tricorn Black

4. Fabric Selection - Please supply the following:

- Fabric vendor
- Pattern name
- Pattern color

[For a complete list of JSI Graded-In Fabric click here](#)


All COM orders must include the following:

- Vendor's name, pattern name and color
- Sample of the fabric attached to order
- Model numbers of items for fabric application
- Special application instructions (e.g., all stripes will be applied front to back unless specified otherwise)
- Customer and purchase order number

Ship prepaid COM material to:

JSI
Attn: COM Department
201 East Martin Street
Receiving B, Dock 71
Orleans, IN 47452

Application of fabric:
Railroaded Up the Roll



All COM orders will ship at standard lead time from receipt of COM except for orders requiring special custom matched finishes.

5. Optional trim nails - add \$111 list per chair; add \$141 list per bench

BOSTON

Description

Swivel Chair with Arms, Wood Back and Seat



980A
all wood



980C
uph. seat

1 Model

980A All Wood

980C Uph. Seat

- optional five star base with pneumatic lift - add \$75 list
- dual black casters available, no upcharge - specify when ordering
- optional jury base available, revolves, tilts- add \$176 list
- optional jury base does not include site installation hardware

Specifications

Dimensions	D	W	H
Overall	22	23 ¼	32 -36
Seat	17 ½	19 ¾	14 ⅝ - 18 ⅝
Arm	26-30		
Upholstery		Shipping	
COM Ydg	1	Ctn Wt	45
COL Sq Ft	12	Cu Ft	12

List Price Per Grade

All Wood	\$1,375
COM	\$1,460
A	\$1,492
B	\$1,514
COL/C	\$1,555
D	\$1,602
E	\$1,651
F	\$1,705
G	\$1,778
H	\$1,857
I	\$1,983
J	\$2,133
L1	\$1,794
L2	\$1,875

Guest Chair with Arms, Wood Back and Seat

Now!



981A
all wood



981C
uph. seat

981A All Wood

981C Uph. Seat

- optional front leg casters available - add \$56 list for set of 2 casters

Dimensions	D	W	H
Overall	23 ½	24	32 ¼
Seat	17 ¾	19 ¾	18 ½
Arm	28 ¾		
Upholstery		Shipping	
COM Ydg	1	Ctn Wt	39
COL Sq Ft	12	Cu Ft	13

All Wood	\$1,068
COM	\$1,160
A	\$1,187
B	\$1,211
COL/C	\$1,249
D	\$1,297
E	\$1,348
F	\$1,399
G	\$1,474
H	\$1,555
I	\$1,679
J	\$1,827
L1	\$1,490
L2	\$1,568

To Order, Specify:

- 1 Model Number
- 2 Wood Species - Red Oak (RO) or Maple (M)
- 3 Wood Finish/Color
- 4 Fabric Selection - vendor, pattern and color
- 5 Optional FRONT LEG Casters - add \$56 list; specify seat height. **NOT AVAILABLE on BENCHES**
- 6 Optional Trim Nails - add \$111 list per chair; add \$141 list per bench
- 7 Optional Rubber Cushion Nylon Glides - no upcharge

When ordering Quickship products, place a "Q" in front of model number.
Example: Q981A

Need it. **Now!**
JSI Quickship

3 Wood Finish/Color Options:

Red Oak

BRW	Brownie	ECU	Ecru
CAN	Canyon	HEN	Henna
CIT	Citron	HNY	Honey
DES	Desert	NUT	Nut Brown

Maple

CAG	Aged Ash Coordinate	CGR	Graphite Coordinate
ALM	Ale Medium	HRV	Harvest
AUB	Auburn	CHL	High Line Coordinate
BRL	Barley	CKC	Khaki Coordinate
CBE	Blonde Echo Coordinate	LGC	Legacy
BBM	Bourbon Medium	MCH	Mocha
CBZ	Brazilwood Coordinate	NTO	Night Owl
BRM	Brighton Medium	COA	Oatmeal Cook Coordinate
BUT	Butterscotch	CPI	Pinnacle Walnut Coordinate
CIN	Cinnamon	PRL	Praline
CLA	Classic	SAF	Saffron
CCF	Coffee Coordinate	SIE	Sienna
CLL	Collectors	CST	Studio Teak Coordinate
CCR	Cremello Coordinate	TOF	Toffee
EAR	Earthy	TRF	Truffle
ESP	Espresso	VEN	Venetian
FLX	Flax	CVI	Vintage Coordinate
CFL	Florence Walnut Coordinate	CWH	Walnut Heights Coordinate
CFO	Fossil Coordinate	CWE	Weathered Ash Coordinate



Color - Add \$38 list per item



BKD	Backdrop	GRV	Greek Villa
BFX	Black Fox	GLF	Gulf Stream
BWH	Bright White	HTB	Heartthrob
CGP	Cargo Pants	NET	Network Gray
CHT	Chatroom	NWH	Nonchalant White
DSY	Daisy	PAR	Paradise
DRG	Daring	QXP	Quixotic Plum
DYN	Dynamo	RBZ	Relic Bronze
ENG	Enigma	SND	Sandbank
FRR	French Roast	STM	Storm
GBY	Georgian Bay	TRC	Tricorn Black

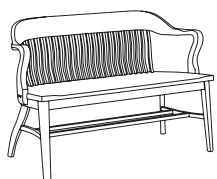
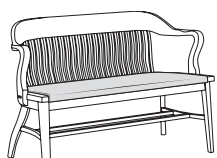
- 4 See a selection of graded in fabric manufacturers and patterns on pages 20-28. Contact Customer Service for additional fabric options.

Specifications

- Wood species - Red Oak or Maple.
- Seat is upholstered with 1 ½" high density polyurethane foam and features horseshoe style upholstery.
- Spiral grooved hardwood dowels with corner blocks, glue and screws.
- Standard with rubber cushion metal glides.

Description	① Model	Specifications				List Price Per Grade	
Guest Chair Armless, Wood Back and Seat  983A all wood	983A All Wood 983C Uph. Seat · optional front leg casters available - add \$56 list for set of 2 casters	Dimensions		D	W	H	All Wood \$982
		Overall	23 ½	20	32 ¼	COM \$1,077	
 983C uph. seat		Seat		18 ¼	20 ¾	19 ¼	A \$1,105
		Upholstery		Shipping			B \$1,126
		COM Ydg	1	Ctn Wt	37		COL/C \$1,164
		COL Sq Ft	12	Cu Ft	13		D \$1,215
							E \$1,263
							F \$1,318
							G \$1,391
							H \$1,469
							I \$1,595
							J \$1,743
							L1 \$1,405
							L2 \$1,487

Description	① Model	Specifications				List Price Per Grade	
Guest Chair with Low Arms, Wood Back and Seat  984A all wood	984A All Wood 984C Uph. Seat · low arm - 26" arm height · optional front leg casters available - add \$56 list for set of 2 casters	Dimensions		D	W	H	All Wood \$1,174
		Overall	22 ½	22 ¼	33	COM \$1,262	
 984C uph. seat		Seat		17 ¾	19 ½	18 ¼	A \$1,294
		Arm				26	
		Upholstery		Shipping			COL/C \$1,353
		COM Ydg	1	Ctn Wt	38		D \$1,404
		COL Sq Ft	12	Cu Ft	13		E \$1,455
							F \$1,505
							G \$1,581
							H \$1,662
							I \$1,785
							J \$1,932
							L1 \$1,595
							L2 \$1,675

Description	① Model	Specifications				List Price Per Grade	
Bench 49", Wood Back and Seat  991A all wood	991A All Wood 991C Uph. Seat · casters not available	Dimensions		D	W	H	All Wood \$3,802
		Overall	23	49 ½	33	COM \$3,855	
 991C uph. seat		Seat		17 ¾	45 ¼	18 ¼	A \$3,923
		Arm				28 ½	
		Upholstery		Shipping			COL/C \$3,975
		COM Ydg	7/8	Ctn Wt	76		D \$4,019
		COL Sq Ft	23	Cu Ft	31		E \$4,063
							F \$4,109
							G \$4,175
							H \$4,244
							I \$4,353
							J \$4,482
							L1 \$4,186
							L2 \$4,255

Description

1 Model

Specifications

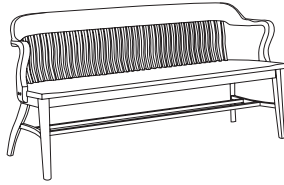
List Price Per Grade

Bench 69", Wood Back and Seat

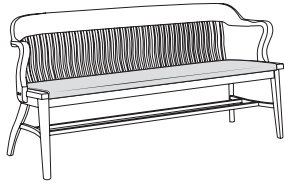
993A All Wood

993C Uph. Seat

· casters not available



993A
all wood



993C
uph. seat

Dimensions	D	W	H
Overall	23	69 1/2	33 1/2
Seat	18	66 1/4	18
Arm			28 1/2
Upholstery		Shipping	
COM Ydg	2 1/4	Ctn Wt	109
COL Sq Ft	23	Cu Ft	47

All Wood	\$4,265
COM	\$4,423
A	\$4,516
B	\$4,564
COL/C	\$4,651
D	\$4,764
E	\$4,876
F	\$4,993
G	\$5,159
H	\$5,340
I	\$5,619
J	\$5,954
L1	\$5,194
L2	\$5,373

To Order, Specify:

- 1 Model Number
- 2 Wood Species - Red Oak (RO) or Maple (M)
- 3 Wood Finish/Color
- 4 Fabric Selection - vendor, pattern and color
- 5 Optional FRONT LEG Casters - add \$56 list; specify seat height. **NOT AVAILABLE on BENCHES**
- 6 Optional Trim Nails - add \$111 list per chair; add \$141 list per bench
- 7 Optional Rubber Cushion Nylon Glides - no upcharge

When ordering Quickship products, place a "Q" in front of model number.
Example: Q981A

NOW!
Need it.
JSI Quickship

3 Wood Finish/Color Options:

Red Oak

BRW	Brownie	ECU	Ecru
CAN	Canyon	HEN	Henna
CIT	Citron	HNY	Honey
DES	Desert	NUT	Nut Brown

Maple

CAG	Aged Ash Coordinate	CGR	Graphite Coordinate
ALM	Ale Medium	HRV	Harvest
AUB	Auburn	CHL	High Line Coordinate
BRL	Barley	CKC	Khaki Coordinate
CBE	Blonde Echo Coordinate	LGC	Legacy
BBM	Bourbon Medium	MCH	Mocha
CBZ	Brazilwood Coordinate	NTO	Night Owl
BRM	Brighton Medium	COA	Oatmeal Cook Coordinate
BUT	Butterscotch	CPI	Pinnacle Walnut Coordinate
CIN	Cinnamon	PRL	Praline
CLA	Classic	SAF	Saffron
CCF	Coffee Coordinate	SIE	Sienna
CLL	Collectors	CST	Studio Teak Coordinate
CCR	Cremello Coordinate	TOF	Toffee
EAR	Earthy	TRF	Truffle
ESP	Espresso	VEN	Venetian
FLX	Flax	CVI	Vintage Coordinate
CFL	Florence Walnut Coordinate	CWH	Walnut Heights Coordinate
CFO	Fossil Coordinate	CWE	Weathered Ash Coordinate

Color - Add \$38 list per item

BKD	Backdrop	GRV	Greek Villa
BFX	Black Fox	GLF	Gulf Stream
BWH	Bright White	HTB	Hearthrob
CGP	Cargo Pants	NET	Network Gray
CHT	Chatroom	NWH	Nonchalant White
DSY	Daisy	PAR	Paradise
DRG	Daring	QXP	Quixotic Plum
DYN	Dynamo	RBZ	Relic Bronze
ENG	Enigma	SND	Sandbank
FRR	French Roast	STM	Storm
GBY	Georgian Bay	TRC	Tricorn Black

- 4 See a selection of graded in fabric manufacturers and patterns on pages 20-28. Contact Customer Service for additional fabric options.

Specifications

- Wood species - Red Oak or Maple.
- Seat is upholstered with 1 1/2" high density polyurethane foam and features horseshoe style upholstery.
- Spiral grooved hardwood dowels with corner blocks, glue and screws.
- Standard with rubber cushion metal glides.

Bourne Seating Order Check List:



Specify:

- 1. Model Number
- 2. Wood Species - Maple (M) or Walnut (W) upcharge applies when Walnut is specified
- 3. Wood Finish
- 4. Fabric Selection - vendor, pattern and color
- 5. Metal Foot Rail Color - Arctic Silver (ASL), Matte Black (MBK), Pewter (PEW) or Soft Nickel (SNK)
- 6. Optional Rubber Cushion Nylon Glides - no upcharge

Example:

BU7511D (model #)	M (wood species)	AUB (finish)	MOMENTUM (fabric vendor)	VOX (pattern name)	MYSTIC (pattern color)
-----------------------------	----------------------------	------------------------	------------------------------------	------------------------------	----------------------------------

1. Model Number

2. Wood Species - Maple (M) or Walnut (W); upcharge applies

3. Wood Finish Options:

Maple Frame

CAG Aged Ash Coordinate	CFO Fossil Coordinate
ALM Ale Medium	CGR Graphite Coordinate
AUB Auburn	HRV Harvest
BRL Barley	HEN Henna
CBE Blonde Echo Coordinate	CHL High Line Coordinate
BBM Bourbon Medium	HNY Honey
CBZ Brazilwood Coordinate	CKC Khaki Coordinate
BRM Brighton Medium	LGC Legacy
BRW Brownie	MCH Mocha
BUT Butterscotch	NTO Night Owl
CAN Canyon	NUT Nut Brown
CIN Cinnamon	COA Oatmeal Cookie Coordinate
CIT Citron	CPI Pinnacle Walnut Coordinate
CLA Classic	PRL Praline
CCF Coffee Coordinate	SAF Saffron
CLL Collectors	SIE Sienna
CCR Cremello Coordinate	CST Studio Teak Coordinate
DES Desert	TOF Toffee
EAR Earthy	TRF Truffle
ECU Ecru	VEN Venetian
ESP Espresso	CVI Vintage Coordinate
FLX Flax	CWH Walnut Heights Coordinate
CFL Florence Walnut Coordinate	CWE Weathered Ash Coordinate

Walnut Frame (optional, upcharge applies)

AUB Auburn	SIE Sienna
ESP Espresso	TOF Toffee
MCH Mocha	TRF Truffle
NTO Night Owl	

3. Fabric Selection - Please supply the following:

- Fabric vendor
- Pattern name
- Pattern color

[For a complete list of JSI Graded-In Fabric click here](#)

When specifying dual upholstery, indicate clearly which upholstery is to be applied to the seat/lower back and the upper back.

- Indicate direction of fabric - Railroaded or Up the Roll
- Please provide illustration, if available

All COM orders must include the following:

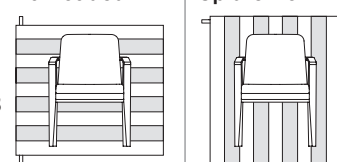
- Vendor's name, pattern name and color
- Sample of the fabric attached to the order
- Model numbers of items for fabric application
- Special application instructions (e.g., all stripes will be applied front to back unless specified otherwise)
- Customer and purchase order number

Ship prepaid COM material to:

JSI
Attn: COM Department
201 East Martin Street
Receiving B, Docks 71-73
Orleans, IN 47452

Application of fabric:

Railroaded | Up the Roll



All COM orders will ship at standard lead time from receipt of COM except for orders requiring special custom matched finishes.

5. Metal Foot Rail Color - specify color:

ASL Arctic Silver	PEW Pewter
MBK Matte Black	SNK Soft Nickel

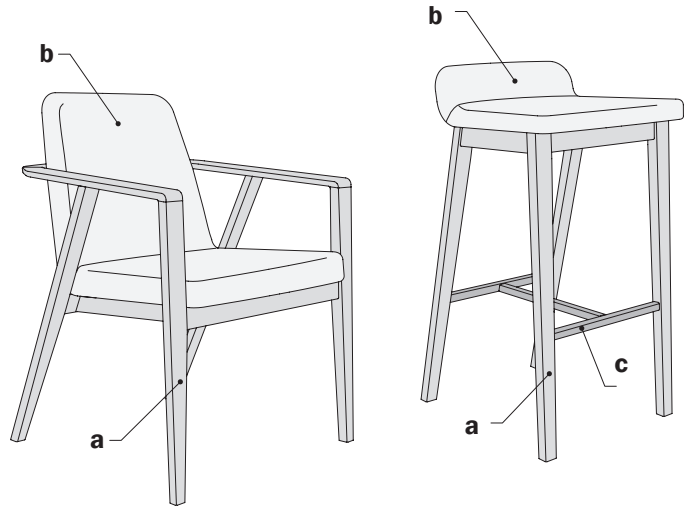
6. Optional Rubber Cushion Nylon Glides - no upcharge

Single Textile Seating

- a. frame species
 (choose one)
 maple
 walnut (*upcharge applies*)
- finish color:
 (see previous page for finish choices) _____

- b. fabric selection
 vendor
 pattern
 color
 (see pages 20-28 for fabric choices) _____

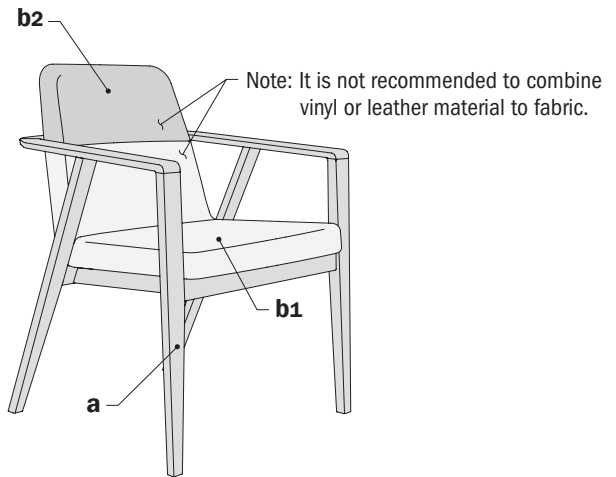
- c. metal color (if applicable)
 (choose one)
 arctic silver
 matte black
 pewter
 soft nickel



Dual Textile Seating

- a. frame species
 (choose one)
 maple
 walnut (*upcharge applies*)
- finish color:
 (see previous page for finish choices) _____

- b. fabric selection;
- b1.) seat and lower back
 vendor
 pattern
 color
- b2.) upper back
 vendor
 pattern
 color
 (see pages 20-28 for fabric choices) _____



Bourne Tables Order Check List:



Specify:

- 1. Model Number
- 2. Top Material
 - a.) Veneer
 - 1.) Wood Species - Cherry (CH1), Maple (MA1), Walnut (WA1) or Double Cut (DC1)
 - 2.) Wood Finish
 - b.) Laminate
 - 1.) Laminate Color
 - c.) Solid Surface
 - 1.) Solid Surface Color - Armadillo (ARM), Black Pearl (BLP), Pebble Pearl (PEB), or Pure White (PUR)
- 3. Legs/Apron Wood Species
 - a.) Maple (M)
 - 1.) Wood or Paint Color
 - b.) Walnut (W) (upcharge applies)
 - 1.) Wood Finish

Example:

BU2448-17TTWL (model #)	WA1 (veneer species)	MCH (wood finish)	W (legs/apron species)	ESP (wood finish)
-----------------------------------	--------------------------------	-----------------------------	----------------------------------	-----------------------------

1. Model Number

2. Top Material Selection:

Veneer

Flat Cut

Cherry (CH1)
 BRL Barley
 BBM Bourbon Medium
 BRM Brighton Medium
 CLA Classic
 CLL Collectors
 EAR Earthy
 HRV Harvest
 LGC Legacy
 PRL Praline
 SAF Saffron
 CLL Collectors
 FLO Florence Walnut
 GRH Graphite
 HGL High Line
 LGC Legacy

Maple (MA1)
 ALM Ale Medium
 BUT Butterscotch
 CIN Cinnamon
 FLX Flax
 VEN Venetian

Walnut (WA1)
 AUB Auburn
 ESP Espresso
 MCH Mocha
 NTO Night Owl
 SIE Sienna
 TOF Toffee
 TRF Truffle

Double Cut (DC1)
 COF Coffee
 CRM Cremello
 FOS Fossil
 GRH Graphite
 KHK Khaki
 STU Studio Teak

Top Material Selection (continued):

Laminate

Veneer Grain Pattern Laminates

AGA Aged Ash	MCH Mocha
ALL Ale Light	NTO Night Owl
AUB Auburn	OAT Oatmeal Cookie
BRL Barley	PIN Pinnacle Walnut
BLO Blonde Echo	PRL Praline
BOL Bourbon Light	SAF Saffron
BZW Brazilwood	SIE Sienna
BGL Brighton Light	STU Studio Teak
CIN Cinnamon	TOF Toffee
CLA Classic	TRF Truffle
CLL Collectors	VEN Venetian
FLO Florence Walnut	VIN Vintage
GRH Graphite	WLH Walnut Heights
HGL High Line	WEA Weathered Ash
LGC Legacy	

Solid Laminates

ALB Alabaster	SHD Shadow
BBL Bridal Blanco	SLG Slate Grey
DWH Designer White	

Solid Surface

ARM Armadillo	PEB Pebble Pearl
BLP Black Pearl	PUR Pure White

3. Legs/Apron Selection:

Maple (MA1)

Wood Finish:

CAG Aged Ash Coordinate	CGR Graphite Coordinate
ALM Ale Medium	HRV Harvest
AUB Auburn	CHL High Line Coordinate
BRL Barley	CKC Khaki Coordinate
CBE Blonde Echo Coordinate	LGC Legacy
BBM Bourbon Medium	MCH Mocha
CBZ Brazilwood Coordinate	NTO Night Owl
BRM Brighton Medium	COA Oatmeal Cookie Coordinate
BUT Butterscotch	CPI Pinnacle Walnut Coordinate
CIN Cinnamon	PRL Praline
CLA Classic	SAF Saffron
CCF Coffee Coordinate	SIE Sienna
CLL Collectors	CST Studio Teak Coordinate
CCR Cremello Coordinate	TOF Toffee
EAR Earthy	TRF Truffle
ESP Espresso	VEN Venetian
FLX Flax	CVI Vintage Coordinate
CFL Florence Walnut Coordinate	CWH Walnut Heights Coordinate
CFO Fossil Coordinate	CWE Weathered Ash Coordinate

Paint Color:

BKD Backdrop	GRV Greek Villa
BFX Black Fox	NET Network Gray
BWH Bright White	NWH Nonchalant White
CGP Cargo Pants	STM Storm
CHT Chatroom	TRC Tricorn Black
FRR French Roast	

Walnut (WA1) (upcharge applies)

Wood Finish:

AUB Auburn	SIE Sienna
ESP Espresso	TOF Toffee
MCH Mocha	TRF Truffle
NTO Night Owl	

Table Order Check List

a. worksurface - veneer, laminate, or solid surface choice
(choose one)

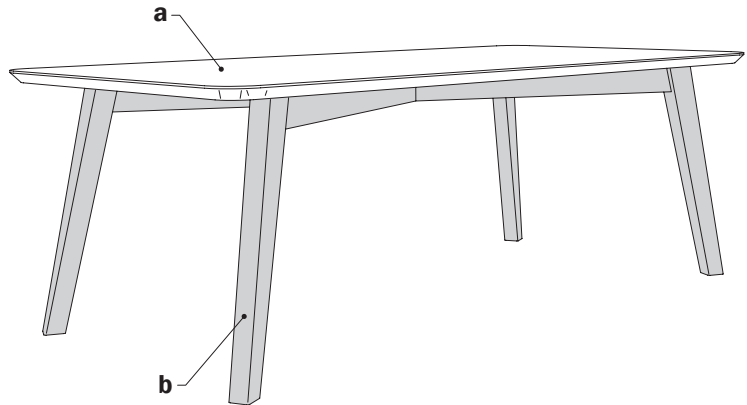
- | | |
|---------------------------------|--|
| <input type="checkbox"/> cherry | <input type="checkbox"/> double cut |
| <input type="checkbox"/> maple | <input type="checkbox"/> laminate |
| <input type="checkbox"/> walnut | <input type="checkbox"/> solid surface |

finish, laminate or solid surface color:
(see previous page for choices) _____

b. legs/apron
(choose one)

- | |
|--|
| <input type="checkbox"/> maple |
| <input type="checkbox"/> walnut (upcharge applies) |

legs/apron finish/paint color:
(see above for choices) _____



Description

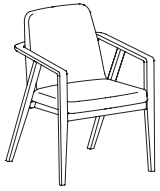
1 Model

Specifications

List Price Per Grade

Guest Chair - Single Textile

NOW!



BU7511D


- wall saver
- maple frame standard
- walnut frame available, specify and add \$214 list
- walnut frame not available on JSI Quickship program

Dimensions	D	W	H
Overall	26	24 ¼	33
Seat	18	20 ¼	18
Arm			25
Upholstery		Shipping	
COM Ydg	1 ¼	Ctn Wt	25
COL Sq Ft	23	Cu Ft	14

COM	\$1,325
A	\$1,337
B	\$1,359
COL/C	\$1,400
D	\$1,452
E	\$1,505
F	\$1,585
G	\$1,673
H	\$1,764
I	\$1,909
J	\$2,083
L1	\$1,736
L2	\$1,852

Guest Chair - Dual Textile

NOW!



BU7511E

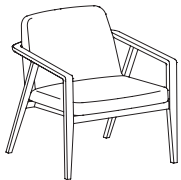
- wall saver
- dual textile back; specify two textiles when ordering, see page 3
- maple frame standard
- walnut frame available, specify and add \$214 list
- walnut frame not available on JSI Quickship program

Dimensions	D	W	H
Overall	26	24 ¼	33
Seat	18	20 ¼	18
Arm			25
Upholstery		Shipping	
COM Ydg	1 ½	Ctn Wt	25
COL Sq Ft	27	Cu Ft	14

COM	\$1,386
A	\$1,400
B	\$1,428
COL/C	\$1,476
D	\$1,539
E	\$1,602
F	\$1,699
G	\$1,802
H	\$1,914
I	\$2,087
J	\$2,296
L1	\$1,879
L2	\$2,018

Lounge Chair - Single Textile

NOW!



BU7521D


- maple frame standard
- walnut frame available, specify and add \$265 list
- walnut frame not available on JSI Quickship program

Dimensions	D	W	H
Overall	29 ¼	28 ¾	30
Seat	21	24 ½	17 ¼
Arm			23
Upholstery		Shipping	
COM Ydg	1 ½	Ctn Wt	30
COL Sq Ft	30	Cu Ft	17

COM	\$1,561
A	\$1,576
B	\$1,603
COL/C	\$1,652
D	\$1,714
E	\$1,777
F	\$1,874
G	\$1,978
H	\$2,089
I	\$2,262
J	\$2,471
L1	\$2,055
L2	\$2,193

Lounge Chair - Dual Textile

NOW!





BU7521E


- dual textile back; specify two textiles when ordering, see page 3
- maple frame standard
- walnut frame available, specify and add \$265 list
- walnut frame not available on JSI Quickship program

Dimensions	D	W	H
Overall	29 ¼	28 ¾	30
Seat	21	24 ½	17 ¼
Arm			23
Upholstery		Shipping	
COM Ydg	1 ¾	Ctn Wt	30
COL Sq Ft	35	Cu Ft	17

COM	\$1,625
A	\$1,642
B	\$1,675
COL/C	\$1,731
D	\$1,803
E	\$1,877
F	\$1,990
G	\$2,112
H	\$2,241
I	\$2,444
J	\$2,687
L1	\$2,201
L2	\$2,363

Description	1 Model	Specifications	List Price Per Grade																																				
Ottoman 	BU7504C • maple frame standard • walnut frame available, specify and add \$89 list • walnut frame not available on JSI Quickship program	<table border="1"> <thead> <tr> <th>Dimensions</th> <th>D</th> <th>W</th> <th>H</th> </tr> </thead> <tbody> <tr> <td>Overall</td> <td>18</td> <td>22</td> <td>13 1/4</td> </tr> </tbody> </table>	Dimensions	D	W	H	Overall	18	22	13 1/4	<table border="1"> <thead> <tr> <th>COM</th> <th>Price</th> </tr> </thead> <tbody> <tr><td>COM</td><td>\$882</td></tr> <tr><td>A</td><td>\$890</td></tr> <tr><td>B</td><td>\$904</td></tr> <tr><td>COL/C</td><td>\$928</td></tr> <tr><td>D</td><td>\$959</td></tr> <tr><td>E</td><td>\$991</td></tr> <tr><td>F</td><td>\$1,040</td></tr> <tr><td>G</td><td>\$1,091</td></tr> <tr><td>H</td><td>\$1,147</td></tr> <tr><td>I</td><td>\$1,234</td></tr> <tr><td>J</td><td>\$1,338</td></tr> <tr><td>L1</td><td>\$1,129</td></tr> <tr><td>L2</td><td>\$1,199</td></tr> </tbody> </table>	COM	Price	COM	\$882	A	\$890	B	\$904	COL/C	\$928	D	\$959	E	\$991	F	\$1,040	G	\$1,091	H	\$1,147	I	\$1,234	J	\$1,338	L1	\$1,129	L2	\$1,199
		Dimensions	D	W	H																																		
Overall	18	22	13 1/4																																				
COM	Price																																						
COM	\$882																																						
A	\$890																																						
B	\$904																																						
COL/C	\$928																																						
D	\$959																																						
E	\$991																																						
F	\$1,040																																						
G	\$1,091																																						
H	\$1,147																																						
I	\$1,234																																						
J	\$1,338																																						
L1	\$1,129																																						
L2	\$1,199																																						
		<table border="1"> <thead> <tr> <th>Upholstery</th> <th colspan="3">Shipping</th> </tr> </thead> <tbody> <tr> <td>COM Ydg</td> <td>3/4</td> <td>Ctn Wt</td> <td>10</td> </tr> <tr> <td>COL Sq Ft</td> <td>14</td> <td>Cu Ft</td> <td>5</td> </tr> </tbody> </table>	Upholstery	Shipping			COM Ydg	3/4	Ctn Wt	10	COL Sq Ft	14	Cu Ft	5																									
Upholstery	Shipping																																						
COM Ydg	3/4	Ctn Wt	10																																				
COL Sq Ft	14	Cu Ft	5																																				

Description	1 Model	Specifications	List Price Per Grade																																								
Counter Height Stool 	BU7514D • coordinates with counter height tables • metal foot rail • maple frame standard • walnut frame available, specify and add \$160 list • walnut frame not available on JSI Quickship program	<table border="1"> <thead> <tr> <th>Dimensions</th> <th>D</th> <th>W</th> <th>H</th> </tr> </thead> <tbody> <tr> <td>Overall</td> <td>18 1/4</td> <td>18</td> <td>27 1/2</td> </tr> <tr> <td>Seat</td> <td>14 1/2</td> <td>18</td> <td>24</td> </tr> </tbody> </table>	Dimensions	D	W	H	Overall	18 1/4	18	27 1/2	Seat	14 1/2	18	24	<table border="1"> <thead> <tr> <th>COM</th> <th>Price</th> </tr> </thead> <tbody> <tr><td>COM</td><td>\$1,149</td></tr> <tr><td>A</td><td>\$1,157</td></tr> <tr><td>B</td><td>\$1,170</td></tr> <tr><td>COL/C</td><td>\$1,195</td></tr> <tr><td>D</td><td>\$1,226</td></tr> <tr><td>E</td><td>\$1,258</td></tr> <tr><td>F</td><td>\$1,307</td></tr> <tr><td>G</td><td>\$1,358</td></tr> <tr><td>H</td><td>\$1,414</td></tr> <tr><td>I</td><td>\$1,501</td></tr> <tr><td>J</td><td>\$1,605</td></tr> <tr><td>L1</td><td>\$1,396</td></tr> <tr><td>L2</td><td>\$1,466</td></tr> </tbody> </table>	COM	Price	COM	\$1,149	A	\$1,157	B	\$1,170	COL/C	\$1,195	D	\$1,226	E	\$1,258	F	\$1,307	G	\$1,358	H	\$1,414	I	\$1,501	J	\$1,605	L1	\$1,396	L2	\$1,466
		Dimensions	D	W	H																																						
Overall	18 1/4	18	27 1/2																																								
Seat	14 1/2	18	24																																								
COM	Price																																										
COM	\$1,149																																										
A	\$1,157																																										
B	\$1,170																																										
COL/C	\$1,195																																										
D	\$1,226																																										
E	\$1,258																																										
F	\$1,307																																										
G	\$1,358																																										
H	\$1,414																																										
I	\$1,501																																										
J	\$1,605																																										
L1	\$1,396																																										
L2	\$1,466																																										
		<table border="1"> <thead> <tr> <th>Upholstery</th> <th colspan="3">Shipping</th> </tr> </thead> <tbody> <tr> <td>COM Ydg</td> <td>3/4</td> <td>Ctn Wt</td> <td>18</td> </tr> <tr> <td>COL Sq Ft</td> <td>14</td> <td>Cu Ft</td> <td>7</td> </tr> </tbody> </table>	Upholstery	Shipping			COM Ydg	3/4	Ctn Wt	18	COL Sq Ft	14	Cu Ft	7																													
Upholstery	Shipping																																										
COM Ydg	3/4	Ctn Wt	18																																								
COL Sq Ft	14	Cu Ft	7																																								

Description	1 Model	Specifications	List Price Per Grade																																								
Bar Stool 	BU7518D • coordinates with bar height tables • metal foot rail • maple frame standard • walnut frame available, specify and add \$160 list • walnut frame not available on JSI Quickship program	<table border="1"> <thead> <tr> <th>Dimensions</th> <th>D</th> <th>W</th> <th>H</th> </tr> </thead> <tbody> <tr> <td>Overall</td> <td>19 1/2</td> <td>18</td> <td>33 1/2</td> </tr> <tr> <td>Seat</td> <td>14 1/2</td> <td>18</td> <td>30</td> </tr> </tbody> </table>	Dimensions	D	W	H	Overall	19 1/2	18	33 1/2	Seat	14 1/2	18	30	<table border="1"> <thead> <tr> <th>COM</th> <th>Price</th> </tr> </thead> <tbody> <tr><td>COM</td><td>\$1,149</td></tr> <tr><td>A</td><td>\$1,157</td></tr> <tr><td>B</td><td>\$1,170</td></tr> <tr><td>COL/C</td><td>\$1,195</td></tr> <tr><td>D</td><td>\$1,226</td></tr> <tr><td>E</td><td>\$1,258</td></tr> <tr><td>F</td><td>\$1,307</td></tr> <tr><td>G</td><td>\$1,358</td></tr> <tr><td>H</td><td>\$1,414</td></tr> <tr><td>I</td><td>\$1,501</td></tr> <tr><td>J</td><td>\$1,605</td></tr> <tr><td>L1</td><td>\$1,396</td></tr> <tr><td>L2</td><td>\$1,466</td></tr> </tbody> </table>	COM	Price	COM	\$1,149	A	\$1,157	B	\$1,170	COL/C	\$1,195	D	\$1,226	E	\$1,258	F	\$1,307	G	\$1,358	H	\$1,414	I	\$1,501	J	\$1,605	L1	\$1,396	L2	\$1,466
		Dimensions	D	W	H																																						
Overall	19 1/2	18	33 1/2																																								
Seat	14 1/2	18	30																																								
COM	Price																																										
COM	\$1,149																																										
A	\$1,157																																										
B	\$1,170																																										
COL/C	\$1,195																																										
D	\$1,226																																										
E	\$1,258																																										
F	\$1,307																																										
G	\$1,358																																										
H	\$1,414																																										
I	\$1,501																																										
J	\$1,605																																										
L1	\$1,396																																										
L2	\$1,466																																										
		<table border="1"> <thead> <tr> <th>Upholstery</th> <th colspan="3">Shipping</th> </tr> </thead> <tbody> <tr> <td>COM Ydg</td> <td>3/4</td> <td>Ctn Wt</td> <td>20</td> </tr> <tr> <td>COL Sq Ft</td> <td>14</td> <td>Cu Ft</td> <td>8</td> </tr> </tbody> </table>	Upholstery	Shipping			COM Ydg	3/4	Ctn Wt	20	COL Sq Ft	14	Cu Ft	8																													
Upholstery	Shipping																																										
COM Ydg	3/4	Ctn Wt	20																																								
COL Sq Ft	14	Cu Ft	8																																								

To Order, Specify:

- 1 Model Number
- 2 Wood Species:
 - a.) Maple (M)
 - b.) Walnut (W) - upcharge applies
- 3 Finish
 - a.) Maple Finish
 - b.) Walnut Finish
- 4 Fabric Selection - vendor, pattern and color
 - a.) Seat and Lower Back
 - b.) Upper Back (only available on Dual Textile chairs)
- 5 Metal Foot Rail Color - Arctic Silver (ASL), Matte Black (MBK), Pewter (PEW) or Soft Nickel (SNK)
- 6 Optional Rubber Cushion Nylon Glides - no upcharge

Wood Finish Options:

- | | |
|--------------------------------|--------------------------------|
| CAG Aged Ash Coordinate | CGR Graphite Coordinate |
| ALM Ale Medium | HRV Harvest |
| AUB Auburn | CHL High Line Coordinate |
| BRL Barley | CKC Khaki Coordinate |
| CBE Blonde Echo Coordinate | LGC Legacy |
| BBM Bourbon Medium | MCH Mocha |
| CBZ Brazilwood Coordinate | NTO Night Owl |
| BRM Brighton Medium | COA Oatmeal Cookie Coordinate |
| BUT Butterscotch | CPI Pinnacle Walnut Coordinate |
| CIN Cinnamon | PRL Praline |
| CLA Classic | SAF Saffron |
| CCF Coffee Coordinate | SIE Sienna |
| CLL Collectors | CST Studio Teak Coordinate |
| CCR Cremello Coordinate | TOF Toffee |
| EAR Earthy | TRF Truffle |
| ESP Espresso | VEN Venetian |
| FLX Flax | CVI Vintage Coordinate |
| CFL Florence Walnut Coordinate | CWH Walnut Heights Coordinate |
| CFO Fossil Coordinate | CWE Weathered Ash Coordinate |

Walnut Finish Options: (upcharge applies)

- | | |
|---------------|-------------|
| AUB Auburn | SIE Sienna |
| ESP Espresso | TOF Toffee |
| MCH Mocha | TRF Truffle |
| NTO Night Owl | |

4 See a selection of graded in fabric manufacturers and patterns on pages 20-28 in JSI Seating price list. Contact Customer Service for additional fabric options.


Specifications

- Wood Species - Maple or Walnut.
- Seats are upholstered with high density polyurethane foam.
- Backs are tapered and upholstered with polyurethane foam.
- Mortise and tenon construction with corner blocks, glue and screws.
- Standard with rubber cushion metal glides.

When ordering Quickship products, place a "Q" in front of model number.
 Example: QBU7511D

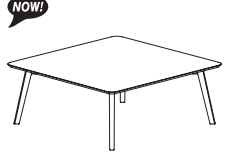
NOW!
 Need it.
 JSI Quickship

Description	D	W	H	CTN WT	CU FT	① Model	Flat Cut or HPL Laminate Top	Double Cut Top	Solid Surface Top
Rectangular Coffee Table	24	48	17	39	11	BU2448-17TTWL	\$1,461	\$1,521	\$2,342



- ships KD
- knife edge
- maple legs/apron standard
- walnut legs/apron available, specify and add \$153 list
- walnut legs/apron not available on JSI Quickship program

Square Coffee Table	42	42	17	54	16	BU4242-17TTWL	\$1,522	\$1,583	\$3,411
---------------------	----	----	----	----	----	---------------	---------	---------	---------




- ships KD
- knife edge
- maple legs/apron standard
- walnut legs/apron available, specify and add \$153 list
- walnut legs/apron not available on JSI Quickship program

Round Coffee Table	42	42	17	45	16	BU42-17RDWL	\$1,443	\$1,503	\$3,333
	36	36	17	36	12	BU36-17RDWL	\$1,394	\$1,455	\$2,773



- ships KD
- three legs
- knife edge
- maple legs/apron standard
- walnut legs/apron available, specify and add \$153 list
- walnut legs/apron not available on JSI Quickship program

Triangular Coffee Table	36	48	17	42	16	BU3648-17PKWL	\$1,447	\$1,506	\$3,336
-------------------------	----	----	----	----	----	---------------	---------	---------	---------



- ships KD
- three legs
- knife edge
- maple legs/apron standard
- walnut legs/apron available, specify and add \$153 list
- walnut legs/apron not available on JSI Quickship program

BOURNE

Description	D	W	H	CTN WT	CU FT	1 Model	Flat Cut or HPL Laminate Top	Double Cut Top	Solid Surface Top
Square Side Table	20	20	21	22	4	BU2020-21TTWL	\$1,379	\$1,438	\$1,927

NOW!



- ships KD
- knife edge
- maple legs/apron standard
- walnut legs/apron available, specify and add \$153 list
- walnut legs/apron not available on JSI Quickship program

Round Side Table	24	24	21	23	6	BU24-21RDWL	\$1,323	\$1,385	\$1,941
------------------	----	----	----	----	---	-------------	---------	---------	---------

NOW!



- ships KD
- three legs
- knife edge
- maple legs/apron standard
- walnut legs/apron available, specify and add \$153 list
- walnut legs/apron not available on JSI Quickship program

To Order, Specify:

- 1 Model Number
- 2 Top Material:
 - a.) Veneer
 - 1.) Wood Species - Cherry (CH1), Maple (MA1), Walnut (WA1) or Double Cut (DC1)
 - a.) Finish Color
- b.) Laminate
 - 1.) Laminate Color
- c.) Solid Surface - Armadillo (ARM), Black Pearl (BLP), Pebble Pearl (PEB), or Pure White (PUR)
- 3 Legs/Apron Species:
 - a.) Maple (M)
 - 1.) Finish Color or Paint Color on maple legs/apron
 - b.) Walnut (W) - upcharge applies
 - 1.) Finish Color - walnut finishes only on walnut legs/apron

2a Veneer Top Finish Options:

Cherry	Maple	Walnut
BRL Barley	ALM Ale Medium	AUB Auburn
BBM Bourbon Medium	BUT Butterscotch	ESP Espresso
BRM Brighton Medium	CIN Cinnamon	MCH Mocha
CLA Classic	FLX Flax	NTO Night Owl
CLL Collectors	VEN Venetian	SIE Sienna
EAR Earthy		TOF Toffee
HRV Harvest		TRF Truffle
LGC Legacy		
PRL Praline		
SAF Saffron		

Double Cut
COF Coffee
CRM Cremello
FOS Fossil
GRH Graphite
KHK Khaki
STU Studio Teak

2b Laminate Top Options:

Veneer Grain Pattern Laminates			
AGA Aged Ash	CLL Collectors	SAF Saffron	
ALL Ale Light	FLO Florence Walnut	SIE Sienna	
AUB Auburn	GRH Graphite	STU Studio Teak	
BRL Barley	HGL High Line	TOF Toffee	
BLO Blonde Echo	LGC Legacy	TRF Truffle	
BOL Bourbon Light	MCH Mocha	VEN Venetian	
BZW Brazilwood	NTO Night Owl	VIN Vintage	
BGL Brighton Light	OAT Oatmeal Cookie	WLH Walnut Heights	
CIN Cinnamon	PIN Pinnacle Walnut	WEA Weathered Ash	
CLA Classic	PRL Praline		

Solid Laminates

ALB Alabaster	SHD Shadow
BBL Bridal Blanco	SLG Slate Grey
DWH Designer White	

2c Solid Surface Top Options:

ARM Armadillo	PEB Pebble Pearl
BLP Black Pearl	PUR Pure White

3a Maple Legs/Apron Finish Options:

CAG Aged Ash Coordinate	CGR Graphite Coordinate
ALM Ale Medium	HRV Harvest
AUB Auburn	CHL High Line Coordinate
BRL Barley	CKC Khaki Coordinate
CBE Blonde Echo Coordinate	LGC Legacy
BBM Bourbon Medium	MCH Mocha
CBZ Brazilwood Coordinate	NTO Night Owl
BRM Brighton Medium	COA Oatmeal Cook Coordinate
BUT Butterscotch	CPI Pinnacle Walnut Coordinate
CIN Cinnamon	PRL Praline
CLA Classic	SAF Saffron
CCF Coffee Coordinate	SIE Sienna
CLL Collectors	CST Studio Teak Coordinate
CCR Cremello Coordinate	TOF Toffee
EAR Earthy	TRF Truffle
ESP Espresso	VEN Venetian
FLX Flax	CVI Vintage Coordinate
CFL Florence Walnut Coordinate	CWH Walnut Heights Coordinate
CFO Fossil Coordinate	CWE Weathered Ash Coordinate

Paint Colors for Maple

BKD Backdrop	GRV Greek Villa
BFX Black Fox	NET Network Gray
BWH Bright White	NWH Nonchalant White
CGP Cargo Pants	STM Storm
CHT Chatroom	TRC Tricorn Black
FRR French Roast	

3b Walnut Legs/Apron Finish Options:

AUB Auburn
ESP Espresso
MCH Mocha
NTO Night Owl
SIE Sienna
TOF Toffee
TRF Truffle

When ordering Quickship products, place a "Q" in front of model number.
Example: QBU7521D

NOW!
Need it.
JSI Quickship

Bryn Order Check List:



Specify:

- 1. Model Number
- 2. Wood Species - Rift Cut White Oak (WK4)
- 3. Wood Finish/Color
- 4. Plastic Color - Extra White (EWM), Gray Screen (GRS), Kiwi Green (KGR), Toile Red (TRD), or Tricorn Black (TBM)
- 5. Metal Frame Tier/ Color:
 - A. Tier 1 - no upcharge
 - B. Tier 2 - add \$42 list
 - C. Tier 3 - add \$83 list
 - D. Tier 4 - add \$125 list
- 6. Fabric Selection - vendor, pattern and color

Example:

BY2103WU (model #)	WK4 (wood species)	AUB (finish)	MBK (metal color)	MOMENTUM (fabric vendor)	VOX (pattern name)	MYSTIC (pattern color)
------------------------------	------------------------------	------------------------	-----------------------------	------------------------------------	------------------------------	----------------------------------

1. Model Number

2. Wood Species - Rift Cut White Oak

3. Wood Finish/Color Options:

CAG Aged Ash Coordinate	CFO Fossil Coordinate
ALM Ale Medium	CGR Graphite Coordinate
AUB Auburn	HRV Harvest
BRL Barley	HEN Henna
CBE Blonde Echo Coordinate	CHL High Line Coordinate
BBM Bourbon Medium	HNY Honey
CBZ Brazilwood Coordinate	CKC Khaki Coordinate
BRM Brighton Medium	LGC Legacy
BRW Brownie	MCH Mocha
BUT Butterscotch	NTO Night Owl
CAN Canyon	NUT Nut Brown
CIN Cinnamon	COA Oatmeal Cookie Coordinate
CIT Citron	CPI Pinnacle Walnut Coordinate
CLA Classic	PRL Praline
CCF Coffee Coordinate	SAF Saffron
CLL Collectors	SIE Sienna
CCR Cremello Coordinate	CST Studio Teak Coordinate
DES Desert	TOF Toffee
EAR Earthy	TRF Truffle
ECU Ecru	VEN Venetian
ESP Espresso	CVI Vintage Coordinate
FLX Flax	CWH Walnut Heights Coordinate
CFL Florence Walnut Coordinate	CWE Weathered Ash Coordinate

4. Plastic Color:

EWM Extra White	TRD Toile Red
GRS Gray Screen	TBM Tricorn Black
KGR Kiwi Green	

5. Metal Frame Tier/Color:

Tier 1:

MBK Matte Black	CHR Chrome
-----------------	------------

Tier 2: add \$42 list

ASL Arctic Silver	BWH Bright White
PEW Pewter	SNK Soft Nickel

Tier 3: add \$83 list

CAR Carmine Red (RAL3002)	SPB Sapphire Blue (RAL4007)
LGR Leaf Green (RAL6002)	TBL Traffic Blue (RAL5017)
PPV Purple Violet (RAL4007)	ZYL Zinc Yellow (RAL1018)
SIG Signal Orange (RAL2010)	

Tier 4: add \$125 list

BRD Beige Red (RAL3012)	SGR Signal Green (RAL6032)
COP Copper Brown (RAL8004)	SGY Silk Grey (RAL7044)
HYL Honey Yellow (RAL1005)	SKY Sky Blue (RAL5015)
MTQ Mint Turquoise (RAL6033)	TQP Turquoise Pastel (RAL6034)
OGR Olive Green (RAL6003)	TRD Traffic Red (RAL3020)
QZG Quartz Grey (RAL7039)	MHB Mahogany Brown (RAL8016)
SAL Salmon Orange (RAL2012)	

Chrome Frame dictate chrome glides/ back support bracketry.
 Matte Black Frame dictate black glides/ back support bracketry.
 All other Frame color dictates chrome glides/back support bracketry.

6. Fabric Selection - Please supply the following:

- Fabric vendor
- Pattern name
- Pattern color

[For a complete list of JSI Graded-In Fabric click here](#)

When specifying contrasting upholstery, indicate clearly which upholstery is to be applied to the seat and back. Use higher grade pricing.


- Indicate direction of fabric - Railroaded or Up the Roll
- Please provide illustration, if available

All COM orders must include the following:


- Fabric vendor's name, pattern name and color
- Sample of the fabric attached to order
- Model numbers of items for fabric application
- Special application instructions (e.g., all stripes will be applied front to back unless specified otherwise)
- Customer and purchase order number

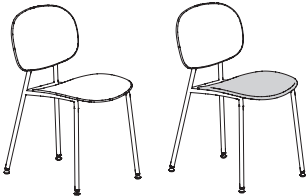
Ship prepaid COM material to:
JSI
Attn: COM Department
201 East Martin Street
Receiving B, Dock 71
Orleans, IN 47452


Application of fabric:
 Railroaded Up the Roll




All COM orders will ship at standard lead time from receipt of COM except for orders requiring special custom matched finishes.


Description	① Model	Specifications	List Price Per Grade																								
Armless Guest Chair  BY2103PP plastic seat BY2103PU uph. seat	BY2103PP - All Plastic BY2103PU - Uph. Seat · seated height · armless	<table border="1"> <thead> <tr> <th>Dimensions</th> <th>D</th> <th>W</th> <th>H</th> </tr> </thead> <tbody> <tr> <td>Overall</td> <td>22 ¾</td> <td>17 ¼</td> <td>31 ¼</td> </tr> <tr> <td>Seat</td> <td>18</td> <td>17 ¼</td> <td>17 ½</td> </tr> <tr> <th colspan="2">Upholstery</th> <th colspan="2">Shipping</th> </tr> <tr> <td>COM Ydg</td> <td>¾</td> <td>Ctn Wt</td> <td>17</td> </tr> <tr> <td>COL Sq Ft</td> <td>14</td> <td>Cu Ft</td> <td>12</td> </tr> </tbody> </table>	Dimensions	D	W	H	Overall	22 ¾	17 ¼	31 ¼	Seat	18	17 ¼	17 ½	Upholstery		Shipping		COM Ydg	¾	Ctn Wt	17	COL Sq Ft	14	Cu Ft	12	All Plastic \$594 COM \$719 A \$727 B \$743 COL/C \$771 D \$804 E \$839 F \$894 G \$952 H \$1,014 I \$1,112 J \$1,230 L1 \$995 L2 \$1,073
Dimensions	D	W	H																								
Overall	22 ¾	17 ¼	31 ¼																								
Seat	18	17 ¼	17 ½																								
Upholstery		Shipping																									
COM Ydg	¾	Ctn Wt	17																								
COL Sq Ft	14	Cu Ft	12																								

Description	① Model	Specifications	List Price Per Grade																								
Armless Guest Chair  BY2103WW wood seat BY2103WU uph. seat	BY2103WW - All Wood BY2103WU - Uph. Seat · seated height · armless	<table border="1"> <thead> <tr> <th>Dimensions</th> <th>D</th> <th>W</th> <th>H</th> </tr> </thead> <tbody> <tr> <td>Overall</td> <td>22 ¾</td> <td>17 ¼</td> <td>31 ¼</td> </tr> <tr> <td>Seat</td> <td>18</td> <td>17 ¼</td> <td>17 ½</td> </tr> <tr> <th colspan="2">Upholstery</th> <th colspan="2">Shipping</th> </tr> <tr> <td>COM Ydg</td> <td>¾</td> <td>Ctn Wt</td> <td>17</td> </tr> <tr> <td>COL Sq Ft</td> <td>14</td> <td>Cu Ft</td> <td>12</td> </tr> </tbody> </table>	Dimensions	D	W	H	Overall	22 ¾	17 ¼	31 ¼	Seat	18	17 ¼	17 ½	Upholstery		Shipping		COM Ydg	¾	Ctn Wt	17	COL Sq Ft	14	Cu Ft	12	All Wood \$879 COM \$882 A \$889 B \$905 COL/C \$932 D \$966 E \$1,002 F \$1,055 G \$1,114 H \$1,177 I \$1,274 J \$1,391 L1 \$1,157 L2 \$1,236
Dimensions	D	W	H																								
Overall	22 ¾	17 ¼	31 ¼																								
Seat	18	17 ¼	17 ½																								
Upholstery		Shipping																									
COM Ydg	¾	Ctn Wt	17																								
COL Sq Ft	14	Cu Ft	12																								

Description	① Model	Specifications	List Price Per Grade																								
Armless Guest Chair - Upholstered 	BY2103UU · seated height · armless · upholstered seat and upholstered back	<table border="1"> <thead> <tr> <th>Dimensions</th> <th>D</th> <th>W</th> <th>H</th> </tr> </thead> <tbody> <tr> <td>Overall</td> <td>22 ¾</td> <td>17 ¼</td> <td>31 ¼</td> </tr> <tr> <td>Seat</td> <td>18</td> <td>17 ¼</td> <td>17 ½</td> </tr> <tr> <th colspan="2">Upholstery</th> <th colspan="2">Shipping</th> </tr> <tr> <td>COM Ydg</td> <td>1</td> <td>Ctn Wt</td> <td>17</td> </tr> <tr> <td>COL Sq Ft</td> <td>18</td> <td>Cu Ft</td> <td>12</td> </tr> </tbody> </table>	Dimensions	D	W	H	Overall	22 ¾	17 ¼	31 ¼	Seat	18	17 ¼	17 ½	Upholstery		Shipping		COM Ydg	1	Ctn Wt	17	COL Sq Ft	18	Cu Ft	12	COM \$881 A \$893 B \$914 COL/C \$950 D \$997 E \$1,044 F \$1,116 G \$1,194 H \$1,276 I \$1,406 J \$1,562 L1 \$1,251 L2 \$1,355
Dimensions	D	W	H																								
Overall	22 ¾	17 ¼	31 ¼																								
Seat	18	17 ¼	17 ½																								
Upholstery		Shipping																									
COM Ydg	1	Ctn Wt	17																								
COL Sq Ft	18	Cu Ft	12																								

BRYN

Description	Model	Specifications	List Price Per Grade																
Guest Chair  BY2101PP plastic seat	BY2101PP - All Plastic BY2101PU - Uph. Seat · seated height · arms	<table border="1"> <thead> <tr> <th>Dimensions</th> <th>D</th> <th>W</th> <th>H</th> </tr> </thead> <tbody> <tr> <td>Overall</td> <td>22 ¾</td> <td>21 ¾</td> <td>31 ¼</td> </tr> <tr> <td>Seat</td> <td>18</td> <td>17 ¼</td> <td>17 ½</td> </tr> <tr> <td>Arm</td> <td></td> <td></td> <td>25 ½</td> </tr> </tbody> </table>	Dimensions	D	W	H	Overall	22 ¾	21 ¾	31 ¼	Seat	18	17 ¼	17 ½	Arm			25 ½	All Plastic \$702 COM \$827 A \$834 B \$850 COL/C \$877 D \$913 E \$948 F \$1,003 G \$1,060 H \$1,122 I \$1,220 J \$1,336 L1 \$1,103 L2 \$1,181
		Dimensions	D	W	H														
Overall	22 ¾	21 ¾	31 ¼																
Seat	18	17 ¼	17 ½																
Arm			25 ½																
<table border="1"> <thead> <tr> <th>Upholstery</th> <th colspan="2">Shipping</th> </tr> </thead> <tbody> <tr> <td>COM Ydg</td> <td>¾</td> <td>Ctn Wt 19</td> </tr> <tr> <td>COL Sq Ft</td> <td>14</td> <td>Cu Ft 14</td> </tr> </tbody> </table>	Upholstery	Shipping		COM Ydg	¾	Ctn Wt 19	COL Sq Ft	14	Cu Ft 14										
Upholstery	Shipping																		
COM Ydg	¾	Ctn Wt 19																	
COL Sq Ft	14	Cu Ft 14																	

Description	Model	Specifications	List Price Per Grade																
Guest Chair  BY2101WW wood seat	BY2101WW - All Wood BY2101WU - Uph. Seat · seated height · arms	<table border="1"> <thead> <tr> <th>Dimensions</th> <th>D</th> <th>W</th> <th>H</th> </tr> </thead> <tbody> <tr> <td>Overall</td> <td>22 ¾</td> <td>21 ¾</td> <td>31 ¼</td> </tr> <tr> <td>Seat</td> <td>18</td> <td>17 ¼</td> <td>17 ½</td> </tr> <tr> <td>Arm</td> <td></td> <td></td> <td>25 ½</td> </tr> </tbody> </table>	Dimensions	D	W	H	Overall	22 ¾	21 ¾	31 ¼	Seat	18	17 ¼	17 ½	Arm			25 ½	All Wood \$985 COM \$990 A \$999 B \$1,013 COL/C \$1,042 D \$1,074 E \$1,110 F \$1,164 G \$1,223 H \$1,285 I \$1,383 J \$1,501 L1 \$1,266 L2 \$1,345
		Dimensions	D	W	H														
Overall	22 ¾	21 ¾	31 ¼																
Seat	18	17 ¼	17 ½																
Arm			25 ½																
<table border="1"> <thead> <tr> <th>Upholstery</th> <th colspan="2">Shipping</th> </tr> </thead> <tbody> <tr> <td>COM Ydg</td> <td>¾</td> <td>Ctn Wt 19</td> </tr> <tr> <td>COL Sq Ft</td> <td>14</td> <td>Cu Ft 14</td> </tr> </tbody> </table>	Upholstery	Shipping		COM Ydg	¾	Ctn Wt 19	COL Sq Ft	14	Cu Ft 14										
Upholstery	Shipping																		
COM Ydg	¾	Ctn Wt 19																	
COL Sq Ft	14	Cu Ft 14																	

To Order, Specify:

- 1 Model Number
- 2 Wood Species - Rift Cut White Oak (WK4)
- 3 Wood Finish/Color
- 4 Plastic Color
- 5 Metal Frame Color
- 6 Fabric Selection - vendor, pattern and color

Specifications

- Wood species - Rift Cut White Oak.
- Wall saver feature.
- Standard with felt glides.

3 Wood Finish/Color Options:

Rift Cut White Oak	
CAG Aged Ash Coordinate	CFO Fossil Coordinate
ALM Ale Medium	CGR Graphite Coordinate
AUB Auburn	HRV Harvest
BRL Barley	HEN Henna
CBE Blonde Echo Coordinate	CHL High Line Coordinate
BBM Bourbon Medium	HNY Honey
CBZ Brazilwood Coordinate	CKC Khaki Coordinate
BRW Brownie	LGC Legacy
BRM Brighton Medium	MCH Mocha
BUT Butterscotch	NTO Night Owl
CAN Canyon	NUT Nut Brown
CIN Cinnamon	COA Oatmeal Cook Coordinate
CIT Citron	CPI Pinnacle Walnut Coordinate
CLA Classic	PRL Praline
CCF Coffee Coordinate	SAF Saffron
CLL Collectors	SIE Sienna
CCR Cremello Coordinate	CST Studio Teak Coordinate
DES Desert	TOF Toffee
EAR Earthy	TRF Truffle
ECU Ecu	VEN Venetian
ESP Espresso	CVI Vintage Coordinate
FLX Flax	CWH Walnut Heights Coordinate
CFL Florence Walnut Coordinate	CWE Weathered Ash Coordinate


4 Plastic Color:


EWM Extra White	KGR Kiwi Green	TBM Tricorn Black
GRS Gray Screen	TRD Toile Red	


5 Metal Frame Tier/Color:


Tier 1:	Tier 2: Add \$42 list	
MBK Matte Black	ASL Arctic Silver	
CHR Chrome	BWH Bright White	
	PEW Pewter	
	SNK Soft Nickel	
Tier 3: Add \$83 list	Tier 4: Add \$125 list	
CAR Carmine Red	BRD Beige Red	SGR Signal Green
LGR Leaf Green	COP Copper Brown	SGY Silk Grey
PPB Purple Violet	HYL Honey Yellow	TQP Turquoise Pastel
SIG Signal Orange	MTQ Mint Turquoise	TRD Traffic Red
SPB Sapphire Blue	OGR Olive Green	MHB Mahogany Brown
TBL Traffic Blue	QZG Quartz Grey	
ZYL Zinc Yellow	SAL Salmon Orange	


- 6 See a selection of graded in fabric manufacturers and patterns on pages 20-28. Contact Customer Service for additional fabric options.

Description	① Model	Specifications	List Price Per Grade																																																						
Guest Chair 	BY2101UU · seated height · arms · upholstered seat and upholstered back	<table border="1"> <thead> <tr> <th>Dimensions</th> <th>D</th> <th>W</th> <th>H</th> </tr> </thead> <tbody> <tr> <td>Overall</td> <td>22 ¾</td> <td>21 ¾</td> <td>31 ¼</td> </tr> <tr> <td>Seat</td> <td>18</td> <td>17 ¼</td> <td>17 ½</td> </tr> <tr> <td>Arm</td> <td></td> <td></td> <td>25 ½</td> </tr> </tbody> </table>	Dimensions	D	W	H	Overall	22 ¾	21 ¾	31 ¼	Seat	18	17 ¼	17 ½	Arm			25 ½	<table border="1"> <thead> <tr> <th>Upholstery</th> <th colspan="2">Shipping</th> </tr> </thead> <tbody> <tr> <td>COM Ydg</td> <td>1</td> <td>Ctn Wt 19</td> </tr> <tr> <td>COL Sq Ft</td> <td>18</td> <td>Cu Ft 14</td> </tr> </tbody> </table>	Upholstery	Shipping		COM Ydg	1	Ctn Wt 19	COL Sq Ft	18	Cu Ft 14	<table border="1"> <thead> <tr> <th colspan="2">List Price Per Grade</th> </tr> </thead> <tbody> <tr> <td>COM</td> <td>\$989</td> </tr> <tr> <td>A</td> <td>\$1,001</td> </tr> <tr> <td>B</td> <td>\$1,021</td> </tr> <tr> <td>COL/C</td> <td>\$1,057</td> </tr> <tr> <td>D</td> <td>\$1,103</td> </tr> <tr> <td>E</td> <td>\$1,150</td> </tr> <tr> <td>F</td> <td>\$1,223</td> </tr> <tr> <td>G</td> <td>\$1,301</td> </tr> <tr> <td>H</td> <td>\$1,384</td> </tr> <tr> <td>I</td> <td>\$1,513</td> </tr> <tr> <td>J</td> <td>\$1,671</td> </tr> <tr> <td>L1</td> <td>\$1,358</td> </tr> <tr> <td>L2</td> <td>\$1,462</td> </tr> </tbody> </table>	List Price Per Grade		COM	\$989	A	\$1,001	B	\$1,021	COL/C	\$1,057	D	\$1,103	E	\$1,150	F	\$1,223	G	\$1,301	H	\$1,384	I	\$1,513	J	\$1,671	L1	\$1,358	L2	\$1,462
		Dimensions	D	W	H																																																				
Overall	22 ¾	21 ¾	31 ¼																																																						
Seat	18	17 ¼	17 ½																																																						
Arm			25 ½																																																						
Upholstery	Shipping																																																								
COM Ydg	1	Ctn Wt 19																																																							
COL Sq Ft	18	Cu Ft 14																																																							
List Price Per Grade																																																									
COM	\$989																																																								
A	\$1,001																																																								
B	\$1,021																																																								
COL/C	\$1,057																																																								
D	\$1,103																																																								
E	\$1,150																																																								
F	\$1,223																																																								
G	\$1,301																																																								
H	\$1,384																																																								
I	\$1,513																																																								
J	\$1,671																																																								
L1	\$1,358																																																								
L2	\$1,462																																																								

Description	① Model	Specifications	List Price Per Grade																																																				
Counter Height Stool 	BY2104PP - All Plastic BY2104PU - Uph. Seat · counter height · armless	<table border="1"> <thead> <tr> <th>Dimensions</th> <th>D</th> <th>W</th> <th>H</th> </tr> </thead> <tbody> <tr> <td>Overall</td> <td>19 ¼</td> <td>17</td> <td>37</td> </tr> <tr> <td>Seat</td> <td>16</td> <td>15 ¼</td> <td>25 ⅞</td> </tr> </tbody> </table>	Dimensions	D	W	H	Overall	19 ¼	17	37	Seat	16	15 ¼	25 ⅞	<table border="1"> <thead> <tr> <th>Upholstery</th> <th colspan="2">Shipping</th> </tr> </thead> <tbody> <tr> <td>COM Ydg</td> <td>¾</td> <td>Ctn Wt 21</td> </tr> <tr> <td>COL Sq Ft</td> <td>14</td> <td>Cu Ft 13</td> </tr> </tbody> </table>	Upholstery	Shipping		COM Ydg	¾	Ctn Wt 21	COL Sq Ft	14	Cu Ft 13	<table border="1"> <thead> <tr> <th colspan="2">List Price Per Grade</th> </tr> </thead> <tbody> <tr> <td>All Plastic</td> <td>\$904</td> </tr> <tr> <td>COM</td> <td>\$1,027</td> </tr> <tr> <td>A</td> <td>\$1,034</td> </tr> <tr> <td>B</td> <td>\$1,050</td> </tr> <tr> <td>COL/C</td> <td>\$1,077</td> </tr> <tr> <td>D</td> <td>\$1,112</td> </tr> <tr> <td>E</td> <td>\$1,148</td> </tr> <tr> <td>F</td> <td>\$1,202</td> </tr> <tr> <td>G</td> <td>\$1,260</td> </tr> <tr> <td>H</td> <td>\$1,323</td> </tr> <tr> <td>I</td> <td>\$1,419</td> </tr> <tr> <td>J</td> <td>\$1,538</td> </tr> <tr> <td>L1</td> <td>\$1,303</td> </tr> <tr> <td>L2</td> <td>\$1,380</td> </tr> </tbody> </table>	List Price Per Grade		All Plastic	\$904	COM	\$1,027	A	\$1,034	B	\$1,050	COL/C	\$1,077	D	\$1,112	E	\$1,148	F	\$1,202	G	\$1,260	H	\$1,323	I	\$1,419	J	\$1,538	L1	\$1,303	L2	\$1,380
		Dimensions	D	W	H																																																		
Overall	19 ¼	17	37																																																				
Seat	16	15 ¼	25 ⅞																																																				
Upholstery	Shipping																																																						
COM Ydg	¾	Ctn Wt 21																																																					
COL Sq Ft	14	Cu Ft 13																																																					
List Price Per Grade																																																							
All Plastic	\$904																																																						
COM	\$1,027																																																						
A	\$1,034																																																						
B	\$1,050																																																						
COL/C	\$1,077																																																						
D	\$1,112																																																						
E	\$1,148																																																						
F	\$1,202																																																						
G	\$1,260																																																						
H	\$1,323																																																						
I	\$1,419																																																						
J	\$1,538																																																						
L1	\$1,303																																																						
L2	\$1,380																																																						

Description	① Model	Specifications	List Price Per Grade																																																				
Counter Height Stool With Wood Seat And Wood Back 	BY2104WW - All Wood BY2104WU - Uph. Seat · counter height · armless	<table border="1"> <thead> <tr> <th>Dimensions</th> <th>D</th> <th>W</th> <th>H</th> </tr> </thead> <tbody> <tr> <td>Overall</td> <td>19 ¼</td> <td>17</td> <td>37</td> </tr> <tr> <td>Seat</td> <td>16</td> <td>15 ¼</td> <td>25 ⅞</td> </tr> </tbody> </table>	Dimensions	D	W	H	Overall	19 ¼	17	37	Seat	16	15 ¼	25 ⅞	<table border="1"> <thead> <tr> <th>Upholstery</th> <th colspan="2">Shipping</th> </tr> </thead> <tbody> <tr> <td>COM Ydg</td> <td>¾</td> <td>Ctn Wt 21</td> </tr> <tr> <td>COL Sq Ft</td> <td>14</td> <td>Cu Ft 13</td> </tr> </tbody> </table>	Upholstery	Shipping		COM Ydg	¾	Ctn Wt 21	COL Sq Ft	14	Cu Ft 13	<table border="1"> <thead> <tr> <th colspan="2">List Price Per Grade</th> </tr> </thead> <tbody> <tr> <td>All Wood</td> <td>\$1,178</td> </tr> <tr> <td>COM</td> <td>\$1,192</td> </tr> <tr> <td>A</td> <td>\$1,199</td> </tr> <tr> <td>B</td> <td>\$1,214</td> </tr> <tr> <td>COL/C</td> <td>\$1,241</td> </tr> <tr> <td>D</td> <td>\$1,276</td> </tr> <tr> <td>E</td> <td>\$1,312</td> </tr> <tr> <td>F</td> <td>\$1,367</td> </tr> <tr> <td>G</td> <td>\$1,424</td> </tr> <tr> <td>H</td> <td>\$1,486</td> </tr> <tr> <td>I</td> <td>\$1,585</td> </tr> <tr> <td>J</td> <td>\$1,700</td> </tr> <tr> <td>L1</td> <td>\$1,467</td> </tr> <tr> <td>L2</td> <td>\$1,545</td> </tr> </tbody> </table>	List Price Per Grade		All Wood	\$1,178	COM	\$1,192	A	\$1,199	B	\$1,214	COL/C	\$1,241	D	\$1,276	E	\$1,312	F	\$1,367	G	\$1,424	H	\$1,486	I	\$1,585	J	\$1,700	L1	\$1,467	L2	\$1,545
		Dimensions	D	W	H																																																		
Overall	19 ¼	17	37																																																				
Seat	16	15 ¼	25 ⅞																																																				
Upholstery	Shipping																																																						
COM Ydg	¾	Ctn Wt 21																																																					
COL Sq Ft	14	Cu Ft 13																																																					
List Price Per Grade																																																							
All Wood	\$1,178																																																						
COM	\$1,192																																																						
A	\$1,199																																																						
B	\$1,214																																																						
COL/C	\$1,241																																																						
D	\$1,276																																																						
E	\$1,312																																																						
F	\$1,367																																																						
G	\$1,424																																																						
H	\$1,486																																																						
I	\$1,585																																																						
J	\$1,700																																																						
L1	\$1,467																																																						
L2	\$1,545																																																						

Description	1 Model	Specifications			List Price Per Grade	
Counter Height Stool 	BY2104UU · counter height · armless · upholstered seat and upholstered back	Dimensions	D	W	H	COM \$1,188
		Overall	19 ¼	17	37	A \$1,199
		Seat	16	15 ¼	25 ¾	B \$1,220
		Upholstery	Shipping			COL/C \$1,256
		COM Ydg	1	Ctn Wt	21	D \$1,302
		COL Sq Ft	18	Cu Ft	13	E \$1,349
						F \$1,422
						G \$1,500
						H \$1,583
						I \$1,714
						J \$1,868
						L1 \$1,557
						L2 \$1,660

Bar Height Stool Barstool	21 Model	Specifications			List Price Per Grade	
	BY2108PP - All Plastic BY2108PU - Uph. Seat · bar height · armless	Dimensions	D	W	H	All Plastic \$930
		Overall	19 ¼	17	40 ¾	COM \$1,054
		Seat	16	15 ¼	29 ¾	A \$1,062
		Upholstery	Shipping			B \$1,077
		COM Ydg	¾	Ctn Wt	22	COL/C \$1,105
		COL Sq Ft	14	Cu Ft	13	D \$1,140
						E \$1,176
						F \$1,230
						G \$1,288
						H \$1,350
						I \$1,447
						J \$1,564
						L1 \$1,331
						L2 \$1,409

To Order, Specify:

- 1 Model Number
- 2 Wood Species - Rift Cut White Oak (WK4)
- 3 Wood Finish/Color
- 4 Plastic Color
- 5 Metal Frame Color
- 6 Fabric Selection - vendor, pattern and color

Specifications

- Wood species - Rift Cut White Oak.
- Wall saver feature.
- Standard with felt glides.

3 Wood Finish/Color Options:

Rift Cut White Oak	
CAG Aged Ash Coordinate	CFO Fossil Coordinate
ALM Ale Medium	CGR Graphite Coordinate
AUB Auburn	HRV Harvest
BRL Barley	HEN Henna
CBE Blonde Echo Coordinate	CHL High Line Coordinate
BBM Bourbon Medium	HNY Honey
CBZ Brazilwood Coordinate	CKC Khaki Coordinate
BRW Brownie	LGC Legacy
BRM Brighton Medium	MCH Mocha
BUT Butterscotch	NTO Night Owl
CAN Canyon	NUT Nut Brown
CIN Cinnamon	COA Oatmeal Cook Coordinate
CIT Citron	CPI Pinnacle Walnut Coordinate
CLA Classic	PRL Praline
CCF Coffee Coordinate	SAF Saffron
CLL Collectors	SIE Sienna
CCR Cremello Coordinate	CST Studio Teak Coordinate
DES Desert	TOF Toffee
EAR Earthy	TRF Truffle
ECU Ecu	VEN Venetian
ESP Espresso	CVI Vintage Coordinate
FLX Flax	CWH Walnut Heights Coordinate
CFL Florence Walnut Coordinate	CWE Weathered Ash Coordinate

4 Plastic Color:

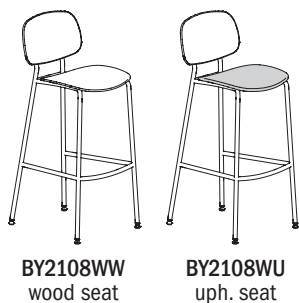
EWM Extra White	KGR Kiwi Green	TBM Tricorn Black
GRS Gray Screen	TRD Toile Red	

5 Metal Frame Tier/Color:

Tier 1:	Tier 2: Add \$42 list	
MBK Matte Black	ASL Arctic Silver	
CHR Chrome	BWH Bright White	
	PEW Pewter	
	SNK Soft Nickel	
Tier 3: Add \$83 list	Tier 4: Add \$125 list	
CAR Carmine Red	BRD Beige Red	SGR Signal Green
LGR Leaf Green	COP Copper Brown	SGY Silk Grey
PPB Purple Violet	HYL Honey Yellow	TQP Turquoise Pastel
SIG Signal Orange	MTQ Mint Turquoise	TRD Traffic Red
SPB Sapphire Blue	OGR Olive Green	MHB Mahogany Brown
TBL Traffic Blue	QZG Quartz Grey	
ZYL Zinc Yellow	SAL Salmon Orange	

- 6 See a selection of graded in fabric manufacturers and patterns on pages 20-28. Contact Customer Service for additional fabric options.

Description	1 Model	Specifications	List Price Per Grade																																																				
Bar Height Stool Barstool	BY2108WW - All Wood BY2108WU - Uph. Seat · bar height · armless	<table border="1"> <thead> <tr> <th>Dimensions</th> <th>D</th> <th>W</th> <th>H</th> </tr> </thead> <tbody> <tr> <td>Overall</td> <td>19 ¼</td> <td>17</td> <td>40 ¾</td> </tr> <tr> <td>Seat</td> <td>16</td> <td>15 ¼</td> <td>29 ¾</td> </tr> <tr> <th colspan="2">Upholstery</th> <th colspan="2">Shipping</th> </tr> <tr> <td>COM Ydg</td> <td>¾</td> <td>Ctn Wt</td> <td>22</td> </tr> <tr> <td>COL Sq Ft</td> <td>14</td> <td>Cu Ft</td> <td>13</td> </tr> </tbody> </table>	Dimensions	D	W	H	Overall	19 ¼	17	40 ¾	Seat	16	15 ¼	29 ¾	Upholstery		Shipping		COM Ydg	¾	Ctn Wt	22	COL Sq Ft	14	Cu Ft	13	<table border="1"> <tbody> <tr><td>All Wood</td><td>\$1,204</td></tr> <tr><td>COM</td><td>\$1,219</td></tr> <tr><td>A</td><td>\$1,226</td></tr> <tr><td>B</td><td>\$1,241</td></tr> <tr><td>COL/C</td><td>\$1,269</td></tr> <tr><td>D</td><td>\$1,303</td></tr> <tr><td>E</td><td>\$1,338</td></tr> <tr><td>F</td><td>\$1,393</td></tr> <tr><td>G</td><td>\$1,452</td></tr> <tr><td>H</td><td>\$1,513</td></tr> <tr><td>I</td><td>\$1,611</td></tr> <tr><td>J</td><td>\$1,728</td></tr> <tr><td>L1</td><td>\$1,495</td></tr> <tr><td>L2</td><td>\$1,571</td></tr> </tbody> </table>	All Wood	\$1,204	COM	\$1,219	A	\$1,226	B	\$1,241	COL/C	\$1,269	D	\$1,303	E	\$1,338	F	\$1,393	G	\$1,452	H	\$1,513	I	\$1,611	J	\$1,728	L1	\$1,495	L2	\$1,571
Dimensions	D	W	H																																																				
Overall	19 ¼	17	40 ¾																																																				
Seat	16	15 ¼	29 ¾																																																				
Upholstery		Shipping																																																					
COM Ydg	¾	Ctn Wt	22																																																				
COL Sq Ft	14	Cu Ft	13																																																				
All Wood	\$1,204																																																						
COM	\$1,219																																																						
A	\$1,226																																																						
B	\$1,241																																																						
COL/C	\$1,269																																																						
D	\$1,303																																																						
E	\$1,338																																																						
F	\$1,393																																																						
G	\$1,452																																																						
H	\$1,513																																																						
I	\$1,611																																																						
J	\$1,728																																																						
L1	\$1,495																																																						
L2	\$1,571																																																						



Description	1 Model	Specifications	List Price Per Grade																																																		
Bar Height Stool Barstool	BY2108UU · bar height · armless · upholstered seat and upholstered back	<table border="1"> <thead> <tr> <th>Dimensions</th> <th>D</th> <th>W</th> <th>H</th> </tr> </thead> <tbody> <tr> <td>Overall</td> <td>19 ¼</td> <td>17</td> <td>40 ¾</td> </tr> <tr> <td>Seat</td> <td>16</td> <td>15 ¼</td> <td>29 ¾</td> </tr> <tr> <th colspan="2">Upholstery</th> <th colspan="2">Shipping</th> </tr> <tr> <td>COM Ydg</td> <td>1</td> <td>Ctn Wt</td> <td>22</td> </tr> <tr> <td>COL Sq Ft</td> <td>18</td> <td>Cu Ft</td> <td>13</td> </tr> </tbody> </table>	Dimensions	D	W	H	Overall	19 ¼	17	40 ¾	Seat	16	15 ¼	29 ¾	Upholstery		Shipping		COM Ydg	1	Ctn Wt	22	COL Sq Ft	18	Cu Ft	13	<table border="1"> <tbody> <tr><td>COM</td><td>\$1,215</td></tr> <tr><td>A</td><td>\$1,226</td></tr> <tr><td>B</td><td>\$1,246</td></tr> <tr><td>COL/C</td><td>\$1,283</td></tr> <tr><td>D</td><td>\$1,330</td></tr> <tr><td>E</td><td>\$1,376</td></tr> <tr><td>F</td><td>\$1,449</td></tr> <tr><td>G</td><td>\$1,526</td></tr> <tr><td>H</td><td>\$1,609</td></tr> <tr><td>I</td><td>\$1,739</td></tr> <tr><td>J</td><td>\$1,895</td></tr> <tr><td>L1</td><td>\$1,585</td></tr> <tr><td>L2</td><td>\$1,688</td></tr> </tbody> </table>	COM	\$1,215	A	\$1,226	B	\$1,246	COL/C	\$1,283	D	\$1,330	E	\$1,376	F	\$1,449	G	\$1,526	H	\$1,609	I	\$1,739	J	\$1,895	L1	\$1,585	L2	\$1,688
Dimensions	D	W	H																																																		
Overall	19 ¼	17	40 ¾																																																		
Seat	16	15 ¼	29 ¾																																																		
Upholstery		Shipping																																																			
COM Ydg	1	Ctn Wt	22																																																		
COL Sq Ft	18	Cu Ft	13																																																		
COM	\$1,215																																																				
A	\$1,226																																																				
B	\$1,246																																																				
COL/C	\$1,283																																																				
D	\$1,330																																																				
E	\$1,376																																																				
F	\$1,449																																																				
G	\$1,526																																																				
H	\$1,609																																																				
I	\$1,739																																																				
J	\$1,895																																																				
L1	\$1,585																																																				
L2	\$1,688																																																				



To Order, Specify:

- 1 Model Number
- 2 Wood Species - Rift Cut White Oak (WK4)
- 3 Wood Finish/Color
- 4 Plastic Color
- 5 Metal Frame Color
- 6 Fabric Selection - vendor, pattern and color

Specifications

- Wood species - Rift Cut White Oak.
- Wall saver feature.
- Standard with felt glides.

3 Wood Finish/Color Options:

- Rift Cut White Oak**
- | | |
|--------------------------------|--------------------------------|
| CAG Aged Ash Coordinate | CFO Fossil Coordinate |
| ALM Ale Medium | CGR Graphite Coordinate |
| AUB Auburn | HRV Harvest |
| BRL Barley | HEN Henna |
| CBE Blonde Echo Coordinate | CHL High Line Coordinate |
| BBM Bourbon Medium | HNY Honey |
| CBZ Brazilwood Coordinate | CKC Khaki Coordinate |
| BRW Brownie | LGC Legacy |
| BRM Brighton Medium | MCH Mocha |
| BUT Butterscotch | NTO Night Owl |
| CAN Canyon | NUT Nut Brown |
| CIN Cinnamon | COA Oatmeal Cook Coordinate |
| CIT Citron | CPI Pinnacle Walnut Coordinate |
| CLA Classic | PRL Praline |
| CCF Coffee Coordinate | SAF Saffron |
| CLL Collectors | SIE Sienna |
| CCR Cremello Coordinate | CST Studio Teak Coordinate |
| DES Desert | TOF Toffee |
| EAR Earthy | TRF Truffle |
| ECU Ecu | VEN Venetian |
| ESP Espresso | CVI Vintage Coordinate |
| FLX Flax | CWH Walnut Heights Coordinate |
| CFL Florence Walnut Coordinate | CWE Weathered Ash Coordinate |

4 Plastic Color:

- | | | |
|-----------------|----------------|-------------------|
| EWM Extra White | KGR Kiwi Green | TBM Tricorn Black |
| GRS Gray Screen | TRD Toile Red | |

5 Metal Frame Tier/Color:

- | | |
|-----------------|------------------------------|
| Tier 1: | Tier 2: Add \$42 list |
| MBK Matte Black | ASL Arctic Silver |
| CHR Chrome | BWH Bright White |
| | PEW Pewter |
| | SNK Soft Nickel |

Tier 3: Add \$83 list Tier 4: Add \$125 list

- | | | |
|-------------------|--------------------|----------------------|
| CAR Carmine Red | BRD Beige Red | SGR Signal Green |
| LGR Leaf Green | COP Copper Brown | SGY Silk Grey |
| PPB Purple Violet | HYL Honey Yellow | TQY Turquoise Pastel |
| SIG Signal Orange | MTQ Mint Turquoise | TRD Traffic Red |
| SPB Sapphire Blue | OGR Olive Green | MHB Mahogany Brown |
| TBL Traffic Blue | QZG Quartz Grey | |
| ZYL Zinc Yellow | SAL Salmon Orange | |

- 6 See a selection of graded in fabric manufacturers and patterns on pages 20-28. Contact Customer Service for additional fabric options.



Table of Contents

Freestanding Seating.....144

Modular Seating.....152

Modular Seating with 52" Screen.....156

Modular Seating with 44" Screen.....160

Modular Seating with 44" Screen and Stand up Surface.....164

Sectional Seating.....168

Media Panel and Runoff Table.....170

Desk Pods.....172

Media Credenza and Work Table.....174

Accessories.....176

CĀAV Seating Order Check List:



Specify:

- 1. Model Number
- 2. Wood Species - STANDARD Maple (M) - no upcharge, Walnut (W) or White Oak (WK1) - upcharge applies
- 3. Wood Finish
- 4. Fabric Selection - vendor, pattern and color
 - Specify Fabric for Seating
 - Specify Fabric for Surround/Wing/Hood
- 5. Metal Color
- 6. Optional Tablet Arm - Indicate tablet (TBT), left (TBL) or right (TBR); Laminate or Veneer - add \$616 list per arm
- 7. Optional Power - Specify location and add \$288 list; specify color Black (B) or White (W)
 - Chairs - Indicate as seated Right (PUR) or Left (PUL)
 - Ottomans - Indicate Front (PUFR), Back (PUBK) or Both (PUB)
- 8. Optional LED light with Hoods - specify color and add \$887 list (\$1,021 for two seat unit)

Example:

CVF3440-31 | M | AUB | MOMENTUM | VOX | MYSTIC
 (model #) | (wood species) | (finish) | (fabric vendor) | (pattern name) | (pattern color)

1. Model Number

2. Wood Species - STANDARD Maple (M), Walnut (W) or White Oak (WK1); upcharge applies

3. Wood Finish/Color Options:

Maple Frame

CAG Aged Ash Coordinate	CGR Graphite Coordinate
ALM Ale Medium	HRV Harvest
AUB Auburn	CHL High Line Coordinate
BRL Barley	CKC Khaki Coordinate
CBE Blonde Echo Coordinate	LGC Legacy
BBM Bourbon Medium	MCH Mocha
CBZ Brazilwood Coordinate	NTO Night Owl
BRM Brighton Medium	COA Oatmeal Cookie Coordinate
BUT Butterscotch	CPI Pinnacle Walnut Coordinate
CIN Cinnamon	PRL Praline
CLA Classic	SAF Saffron
CCF Coffee Coordinate	SIE Sienna
CLL Collectors	CST Studio Teak Coordinate
CCR Cremello Coordinate	TOF Toffee
EAR Earthy	TRF Truffle
ESP Espresso	VEN Venetian
FLX Flax	CVI Vintage Coordinate
CFL Florence Walnut Coordinate	CWH Walnut Heights Coordinate
CFO Fossil Coordinate	CWE Weathered Ash Coordinate

Paint Color - Add \$38 list per item

BKD Backdrop	GRV Greek Villa
BFX Black Fox	GLF Gulf Stream
BWH Bright White	HTB Heartthrob
CGP Cargo Pants	NET Network Gray
CHT Chatroom	NWH Nonchalant White
DSY Daisy	PAR Paradise
DRG Daring	QXP Quixotic Plum
DYN Dynamo	RBZ Relic Bronze
ENG Engima	SND Sandbank
FRR French Roast	STM Storm
GBY Georgian Bay	TRC Tricorn Black

***Walnut Frame (upcharge applies)**

AUB Auburn	SIE Sienna
ESP Espresso	TOF Toffee
MCH Mocha	TRF Truffle
NTO Night Owl	

***White Oak Frame (upcharge applies)**

ACR Acorn	POR Porter
BUF Buff	RYE Rye
BUR Burlap	SAD Saddle
CHE Chestnut	WWO Whitewash
INK Inkwell	

4. Fabric Selection - Please supply the following:

- Fabric vendor
- Pattern name
- Pattern color

[For a complete list of JSI Graded-In Fabric click here](#)

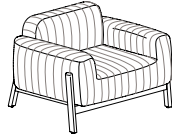
***Note:** Associated upcharges for Walnut and White Oak Solid Hardwoods are located in the bullet points under units where applicable.

- Indicate direction of fabric - Railroaded or Up the Roll
- Please provide illustration, if available


All COM orders must include the following:

- Vendor's name, pattern name and color
- Sample of the fabric attached to the order
- Model numbers of items for fabric application
- Special application instructions
- Customer and purchase order number

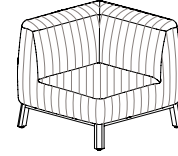
Ship prepaid COM material to:
 JSI
 Attn: COM Department
 201 East Martin Street
 Receiving B, Dock 71
 Orleans, IN 47452



Seating: Up the Roll



Privacy Screens: Railroad
 *Leather unavailable



Corner Units:
 Seat surfaces run diagonal

All COM orders will ship at standard lead time from receipt of COM except for orders requiring special custom matched finishes.

5. Metal Color

- | | |
|-------------------|-----------------|
| ASL Arctic Silver | PEW Pewter |
| MBK Matte Black | SNK Soft Nickel |

JSI's extended powdercoat program of bright colors is available, upon request. Contact Customer Service for a specific quote based on qty of units.

6. Optional Tablet Arm

- Specify Tablet Arm Left (TBL), Right (TBR), or (TBT) and add \$616 list for laminate or veneer

7. Optional Power

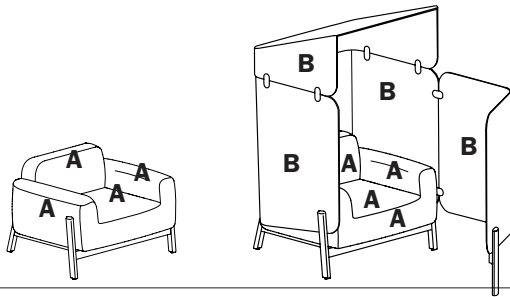
- Specify location as seated in right (PUR) or left (PUL), and select color choice of Black (B) or White (W); add \$288 list per location. In ottomans, specify Back (PUBK), Front (PUFR) or Both (PUB).

Optional Laminate for tablet arms and counter surfaces

- | | | | |
|-------------------|---------------------|---------------------|--------------------|
| AGA Aged Ash | BBL Bridal Blanco | GRH Graphite | SLG Slate Grey |
| ALB Alabaster | BGL Brighton Light | HGL High Line | STU Studio Teak |
| ALL Ale Light | CLL Collectors | OAT Oatmeal Cookie | VIN Vintage |
| BLO Blonde Echo | DWH Designer White | PIN Pinnacle Walnut | WLH Walnut Heights |
| BOL Bourbon Light | FLO Florence Walnut | SHD Shadow | WEA Weathered Ash |
| BZW Brazilwood | | | |

Contrasting Upholstery

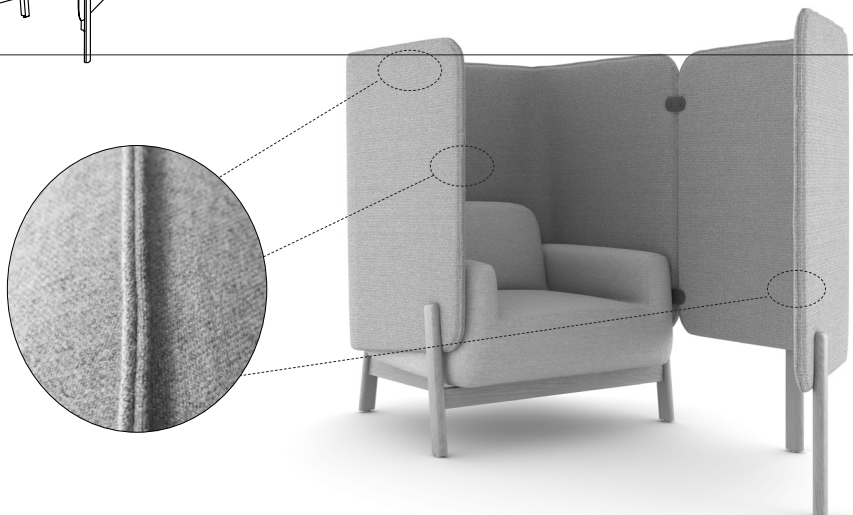
Units with privacy elements can be specified with contrasting upholstery. When specified, the unit will be priced based on the highest grade fabric selected. Specify the (A) chair fabric and (B) privacy fabric on your order.



Upholstery Detail - False Welt

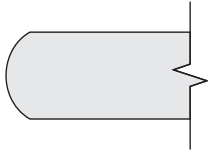
False Welt - Double fold upholstery seam detail is present on Caav privacy screens. An integral part of the upholstery application, the false welt creates a defined line while maintaining flexibility for ultimate casual comfort.

Note: Large scale and geometric patterns applied over Caav's soft contours and false welt details will impact the pattern visual. Solid colors are recommended, particularly on the seating.



Edge profile

All veneer desks, tables, stand-up surfaces and tablet arms have a bullnose edge detail. The edge is solid lumber and finished to match the top surface. Maple is standard, Walnut and White Oak are available for an upcharge. All laminate desks, tables, stand-up surfaces and tablet arms had a matching PVC eased edge.



Bullnose Edge


Standard on veneer worksurface tops



Eased Edge (R3)

Standard on laminate worksurface tops

Power



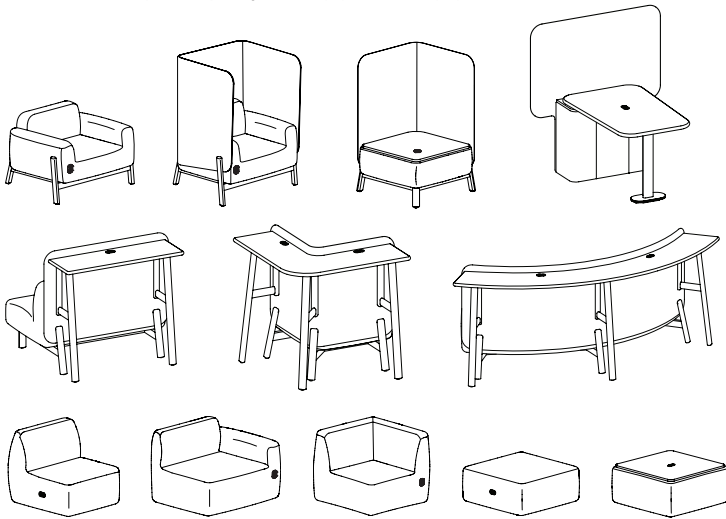
EC46 - FlushMount

- Integrated simplex receptacle and two USB-A/9' - three prong Graphite fabric power cord/factory installed.
- Order as option, specify Black (B) or White (W).



EC47 - Under/Side Mount

- Simplex receptacle and two USB-A/9' - three prong Graphite fabric power cord/field installed.
- Mounts under table surface or to side of armless modular seat.
- Order separately, specify Black (B) or White (W).




Lighting



Privacy Hood - LED Light

- Surface mounted LED light with up and down lighting
- 9' - three prong Graphite fabric power cord
- Occupancy sensor
- Factory installed
- Order as option, specify metal color.

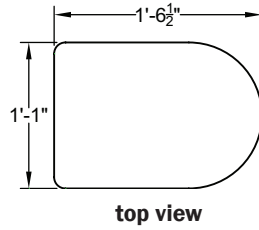


Sconce Lamp

- Accessory sconce
- Cord-mounted rocker switch
- 15' - three prong Graphite fabric power cord
- Field installed
- Maximum 60 watt light bulb, NOT included/LED bulb recommended


Tablet Arm

All arms on Freestanding, Modular and Sectional units are available with an optional tablet. The double-pivot mechanism allows the surface to be placed closer to the user. The recommended weight limit for the tablet is 75lbs. Available in Maple, Cherry, Walnut or White Oak veneer or JSI standard laminate.



H-brackets

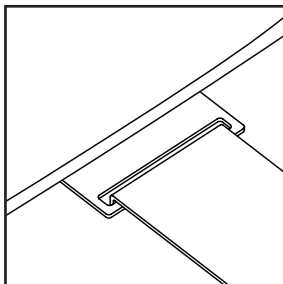
Privacy Hoods and Privacy Wings attach in the field with H-Brackets. The metal color selected on each seating unit will apply to these brackets.



- Matte Black - black bolts
- Pewter - black bolts
- Arctic Silver - nickel bolts
- Soft Nickel - nickel bolts

Modular linking bracket

Linking brackets are installed on Modular and Sectional seating units. These brackets are gravity-engaged and are intended to help link and align adjacent units. Brackets can be removed on exposed ends.



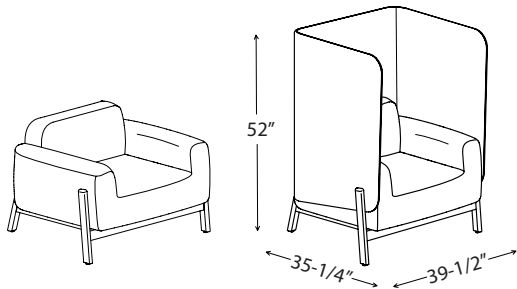
Leg-based Modular units connect with other Leg-based Modular units on ends without arms.



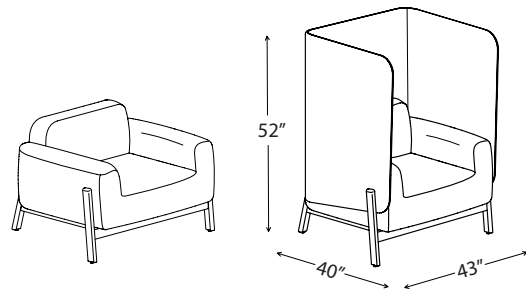
Sectional units connect with other Sectional units on ends without arms.

Lounge Scale

Freestanding, single seat lounge units are available in two sizes. Grand scale units offer generous comfort and accommodate a variety of lounge postures. Standard scale units offer the same comfort level in a smaller footprint and are more manageable to handle & install.




Standard Scale



Grand Scale

Note: Units with Privacy Surrounds may not fit through standard building doorways.

C̄AAV Desk Pod Order Check List:



Specify:

- 1. Model Number
- 2. Fabric Selection - Vendor, pattern and color
- 3. Desk Surface Material
 - Laminate - Specify laminate with PVC edge
 - Veneer - Specify - Cherry, Maple, Walnut with Maple Rim, Walnut with Walnut Rim or White Oak - upcharge applies for non maple rims
- 3a. Leg Species and Finish - Maple, Paint on Maple, Walnut or White Oak
- 4. Metal Color
- 5. Optional Power - specify color Black (B) or White (W) - add \$288 list
- 6. Optional LED light with Hoods - specify color and add 1, list

Example:

CVD3439-52 | Momentum | VOX | MYSTIC | L | ALB | ML | ALE | SNK |
 (model #) | (fabric vendor) | (pattern name) | (pattern color) | (Laminate) | (alabaster) | (maple) | (ale) | (soft nickel)

1. Model Number

2. Fabric Selection - Please supply the following:

- Fabric vendor
- Pattern name
- Pattern color

[For a complete list of JSI Graded-In Fabric click here](#)

- Indicate direction of fabric - Railroaded or Up the Roll
- Please provide illustration, if available

All COM orders must include the following:

- Vendor's name, pattern name and color
- Sample of the fabric attached to the order
- Model numbers of items for fabric application
- Special application instructions
- Customer and purchase order number

Ship prepaid COM

material to:

JSI
 Attn: COM Department
 201 East Martin Street
 Receiving B, Dock 71
 Orleans, IN 47452

All COM orders will ship at standard lead time from receipt of COM except for orders requiring special custom matched finishes.

3. Desk Material - Laminate (L) or Veneer (V)

Laminate with PVC Edge

AGA Aged Ash	GRH Graphite
ALB Alabaster	HGL High Line
ALL Ale Light	OAT Oatmeal Cookie
BLO Blonde Echo	PIN Pinnacle Walnut
BOL Bourbon Light	SHD Shadow
BZW Brazilwood	SLG Slate Grey
BBL Bridal Blanco	STU Studio Teak
BGL Brighton Light	VIN Vintage
CLL Collectors	WLH Walnut Heights
DWH Designer White	WEA Weathered Ash
FLO Florence Walnut	

Veneer - with Bullnose Edge

with Maple Rim

Cherry (CH1)	Maple (MA1)	Walnut (WA1)
BRL Barley	ALM Ale Medium	AUB Auburn
BBM Bourbon Medium	BUT Butterscotch	ESP Espresso
BRM Brighton Medium	CIN Cinnamon	MCH Mocha*
CLA Classic	FLX Flax	NTO Night Owl*
CLL Collectors*	VEN Venetian	SIE Sienna*
EAR Earthy		TOF Toffee
HRV Harvest*		TRF Truffle*
LGC Legacy		
PRL Praline*		
SAF Saffron		

with Walnut Rim

Walnut (WW1)

AUB Auburn
ESP Espresso
MCH Mocha
NTO Night Owl
SIE Sienna
TOF Toffee
TRF Truffle

with White Oak Rim

White Oak (WO)

ACR Acorn	SAD Saddle
BUF Buff	WWO Whitewash
BUR Burlap	
CHE Chestnut	
INK Inkwell	
POR Porter	
RYE Rye	

3a. Leg Species and Finish:

Maple Frame

CAG Aged Ash Coordinate	CGR Graphite Coordinate
ALM Ale Medium	HRV Harvest
AUB Auburn	CHL High Line Coordinate
BRL Barley	CKC Khaki Coordinate
CBE Blonde Echo Coordinate	LGC Legacy
BBM Bourbon Medium	MCH Mocha
CBZ Brazilwood Coordinate	NTO Night Owl
BRM Brighton Medium	COA Oatmeal Cookie Coordinate
BUT Butterscotch	CPI Pinnacle Walnut Coordinate
CIN Cinnamon	PRL Praline
CLA Classic	SAF Saffron
CCF Coffee Coordinate	SIE Sienna
CLL Collectors	CST Studio Teak Coordinate
CCR Cremello Coordinate	TOF Toffee
EAR Earthy	TRF Truffle
ESP Espresso	VEN Venetian
FLX Flax	CVI Vintage Coordinate
CFL Florence Walnut Coordinate	CWH Walnut Heights Coordinate
CFO Fossil Coordinate	CWE Weathered Ash Coordinate

Paint Color - Add \$38 list per item

BKD Backdrop	GRV Greek Villa
BFX Black Fox	GLF Gulf Stream
BWH Bright White	HTB Heartthrob
CGP Cargo Pants	NET Network Gray
CHT Chatroom	NWH Nonchalant White
DSY Daisy	PAR Paradise
DRG Daring	QXP Quixotic Plum
DYN Dynamo	RBZ Relic Bronze
ENG Engima	SND Sandbank
FRR French Roast	STM Storm
GBY Georgian Bay	TRC Tricorn Black

***Walnut Frame (upcharge applies)**

AUB Auburn	SIE Sienna
ESP Espresso	TOF Toffee
MCH Mocha	TRF Truffle
NTO Night Owl	

***White Oak Frame (upcharge applies)**

ACR Acorn	POR Porter
BUF Buff	RYE Rye
BUR Burlap	SAD Saddle
CHE Chestnut	WWO Whitewash
INK Inkwell	

4. Metal Color

ASL Arctic Silver	PEW Pewter
MBK Matte Black	SNK Soft Nickel

JSI's extended powdercoat program of bright colors is available, upon request. Contact Customer Service for a specific quote based on qty of units.

5. Optional Power

- Specify color choice of Black (B) or White (W) and add \$288 list

6. Optional LED light with Hoods.

- Specify color choice of Arctic Silver (ASL), Matte Black (MBK), Pewter (PEW) or Soft Nickel (SNK) and add \$887 list

Edge Profile

All veneer desks, tables, stand-up surfaces and tablet arms have a bullnose edge detail. The edge is solid lumber and finished to match the top surface. Maple is standard, Walnut and White Oak are available for an upcharge. All laminate desks, tables, stand-up surfaces and tablet arms have a matching PVC eased edge.



Bullnose Edge

Standard on veneer worksurface tops


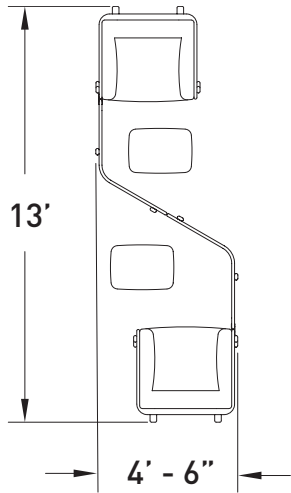


Eased Edge (R3)

Standard on laminate worksurface tops

Typicals:

CV001




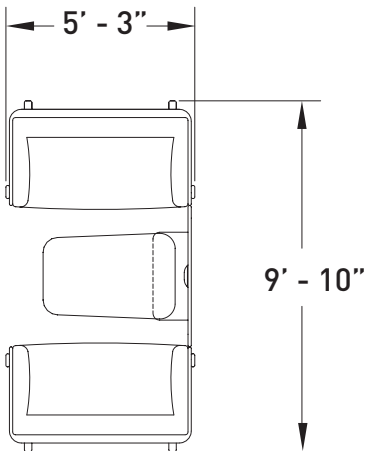
Total List **\$13,287**

Models

- (2) CVF7940-52-R
- (2) CV01623-12
- (1) CVA0307WS-KNOB

- Single Seat with Power, Privacy Surround and Wing, COM
- Ottoman, COM
- Coat Hook

CV003



Total List **\$14,424**

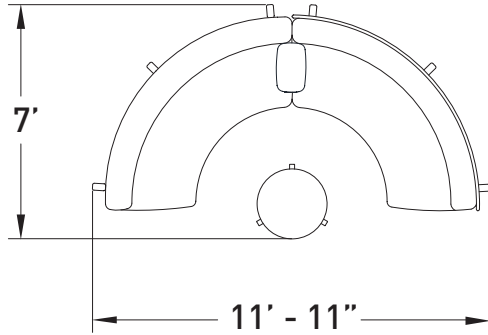
Models

- (2) CVF3564-52
- (1) CVP1249-52MEDT
- (1) CV2950-26ROMT

- Two Seat with Privacy Surround, COM
- Media Panel for Run-Off Table, COM
- Run-Off Table for Media Panel with Power

Typicals:

CV007

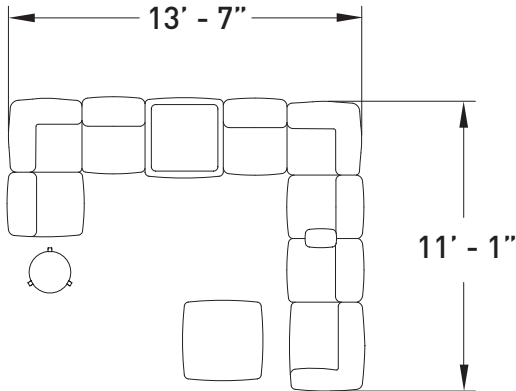


Total List **\$12,680**

Models

- | | |
|------------------|--|
| (1) CVM9036-31 | 90° Curved Seat, COM |
| (1) CVM9036-52 | 90° Curved Seat with Privacy Screen, COM |
| (1) CVA-BOLSTER | Power Bolster, COM |
| (1) EC47 | Under Surface/Side Mount Power |
| (1) INT2525-17RD | Indie Round Lounge Table |

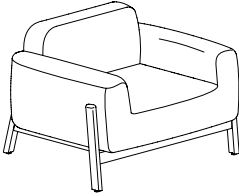
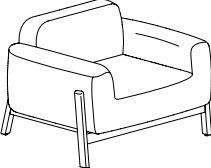
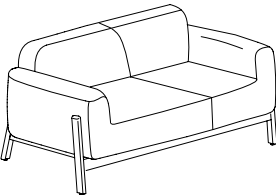
CV008



Total List **\$19,471**

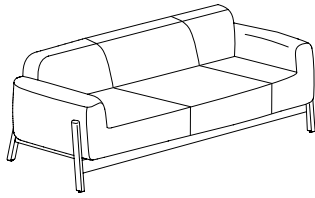
Models

- | | |
|------------------|-------------------------------------|
| (2) CVS3434-31-C | Armless Corner Seat, COM |
| (4) CVS3431-31 | Armless Sing Seat, COM |
| (1) CVS3431-31 | Armless Single Seat with Power, COM |
| (1) CVS3441-31-L | Single Seat with Arm Left, COM |
| (1) CVA-BOLSTER | Power Bolster, COM |
| (1) CVT3434-17 | Table with Power, COM |
| (1) CV03434-17 | Ottoman, COM |
| (1) INT1919-14RD | Indie Round Low Lounge Table |

Description	① Model	Specifications	List Price Per Grade																												
Single Seat Grand Scale 	CVF3843-31 <ul style="list-style-type: none"> · maple legs standard · walnut or white oak legs available, specify and add \$311 list · tablet arm available, specify and add \$616 list, indicate right or left as seated and finish or laminate · power available in the front of the upholstered chair, specify and add \$288 list, indicate right or left as seated and color 	<table border="1"> <thead> <tr> <th>Dimensions</th> <th>D</th> <th>W</th> <th>H</th> </tr> </thead> <tbody> <tr> <td>Overall</td> <td>37 ¾</td> <td>43</td> <td>30 ½</td> </tr> <tr> <td>Seat</td> <td>21</td> <td>25</td> <td>17 ¾</td> </tr> <tr> <td>Arm</td> <td colspan="3">25</td> </tr> <tr> <th colspan="2">Upholstery</th> <th colspan="2">Shipping</th> </tr> <tr> <td>COM Ydg</td> <td>5 ¼</td> <td>Ctn Wt</td> <td>86</td> </tr> <tr> <td>COL Sq Ft</td> <td>126</td> <td>Cu Ft</td> <td>33</td> </tr> </tbody> </table>	Dimensions	D	W	H	Overall	37 ¾	43	30 ½	Seat	21	25	17 ¾	Arm	25			Upholstery		Shipping		COM Ydg	5 ¼	Ctn Wt	86	COL Sq Ft	126	Cu Ft	33	COM \$2,943 A \$2,992 B \$3,090 COL/C \$3,259 D \$3,478 E \$3,697 F \$4,037 G \$4,402 H \$4,790 I \$5,398 J \$6,127 L1 \$5,057 L2 \$5,641
		Dimensions	D	W	H																										
Overall	37 ¾	43	30 ½																												
Seat	21	25	17 ¾																												
Arm	25																														
Upholstery		Shipping																													
COM Ydg	5 ¼	Ctn Wt	86																												
COL Sq Ft	126	Cu Ft	33																												
Single Seat 	CVF3440-31 <ul style="list-style-type: none"> · maple legs standard · walnut or white oak legs available, specify and add \$295 list · tablet arm available, specify and add \$616 list, indicate right or left as seated and finish or laminate · power available in the front of the upholstered chair, specify and add \$288 list, indicate right or left as seated and color 	<table border="1"> <thead> <tr> <th>Dimensions</th> <th>D</th> <th>W</th> <th>H</th> </tr> </thead> <tbody> <tr> <td>Overall</td> <td>34 ¼</td> <td>39 ½</td> <td>30 ½</td> </tr> <tr> <td>Seat</td> <td>21</td> <td>23 ½</td> <td>17 ¾</td> </tr> <tr> <td>Arm</td> <td colspan="3">25</td> </tr> <tr> <th colspan="2">Upholstery</th> <th colspan="2">Shipping</th> </tr> <tr> <td>COM Ydg</td> <td>5</td> <td>Ctn Wt</td> <td>73</td> </tr> <tr> <td>COL Sq Ft</td> <td>120</td> <td>Cu Ft</td> <td>27</td> </tr> </tbody> </table>	Dimensions	D	W	H	Overall	34 ¼	39 ½	30 ½	Seat	21	23 ½	17 ¾	Arm	25			Upholstery		Shipping		COM Ydg	5	Ctn Wt	73	COL Sq Ft	120	Cu Ft	27	COM \$2,781 A \$2,829 B \$2,921 COL/C \$3,083 D \$3,291 E \$3,500 F \$3,824 G \$4,171 H \$4,541 I \$5,119 J \$5,814 L1 \$4,795 L2 \$5,350
		Dimensions	D	W	H																										
Overall	34 ¼	39 ½	30 ½																												
Seat	21	23 ½	17 ¾																												
Arm	25																														
Upholstery		Shipping																													
COM Ydg	5	Ctn Wt	73																												
COL Sq Ft	120	Cu Ft	27																												
Two Seat 	CVF3464-31 <ul style="list-style-type: none"> · maple legs standard · walnut or white oak legs available, specify and add \$388 list · tablet arm available, specify and add \$616 list per arm, indicate right, left, or both as seated and finish or laminate · power available in the front of the upholstered chair, specify and add \$288 list, indicate right, left or both as seated and color 	<table border="1"> <thead> <tr> <th>Dimensions</th> <th>D</th> <th>W</th> <th>H</th> </tr> </thead> <tbody> <tr> <td>Overall</td> <td>34 ¼</td> <td>63 ½</td> <td>30 ½</td> </tr> <tr> <td>Seat</td> <td>21</td> <td>47 ½</td> <td>17 ¾</td> </tr> <tr> <td>Arm</td> <td colspan="3">25</td> </tr> <tr> <th colspan="2">Upholstery</th> <th colspan="2">Shipping</th> </tr> <tr> <td>COM Ydg</td> <td>6</td> <td>Ctn Wt</td> <td>107</td> </tr> <tr> <td>COL Sq Ft</td> <td>144</td> <td>Cu Ft</td> <td>44</td> </tr> </tbody> </table>	Dimensions	D	W	H	Overall	34 ¼	63 ½	30 ½	Seat	21	47 ½	17 ¾	Arm	25			Upholstery		Shipping		COM Ydg	6	Ctn Wt	107	COL Sq Ft	144	Cu Ft	44	COM \$3,601 A \$3,657 B \$3,769 COL/C \$3,963 D \$4,213 E \$4,463 F \$4,851 G \$5,268 H \$5,712 I \$6,406 J \$7,240 L1 \$6,018 L2 \$6,684
		Dimensions	D	W	H																										
Overall	34 ¼	63 ½	30 ½																												
Seat	21	47 ½	17 ¾																												
Arm	25																														
Upholstery		Shipping																													
COM Ydg	6	Ctn Wt	107																												
COL Sq Ft	144	Cu Ft	44																												

Description

Three Seat



1 Model

CVF3488-31

- maple legs standard
- walnut or white oak legs available, specify and add \$486 list
- tablet arm available, specify and add \$616 list per arm, indicate right, left, or both as seated and finish or laminate
- power available in the front of the upholstered chair, specify and add \$288 list, indicate right, left or both as seated and color

Specifications

Dimensions	D	W	H
Overall	34 ¼	87 ½	30 ½
Seat	21	71 ½	17 ¾
Arm			25
Upholstery		Shipping	
COM Ydg	7	Ctn Wt	141
COL Sq Ft	168	Cu Ft	60

List Price Per Grade

COM	\$4,344
A	\$4,409
B	\$4,539
COL/C	\$4,766
D	\$5,057
E	\$5,349
F	\$5,803
G	\$6,288
H	\$6,807
I	\$7,617
J	\$8,588
L1	\$7,163
L2	\$7,940

To Order, Specify:

- 1 Model Number
- 2 Wood Species
 - a.) Maple (M)
 - b.) Walnut (WAL) - upcharge applies
 - c.) White Oak (WOL) - upcharge applies
- 3 Finish
 - a.) Maple Finish and Paint Color
 - b.) Walnut Finish
 - c.) White Oak Finish
- 4 Fabric Selection - vendor, pattern and color
- 5 Optional Tablet Arm - indicate left (TBL) or right arm (TBR) as seated; Laminate (L) or Veneer (V)
- 6 Optional Power Unit - Black (B) or White (W); indicate left (PUL), right (PUR) or both left and right (PUB) arms as seated

3 Wood Finish Options:

Maple

CAG	Aged Ash Coordinate
CAL	Ale Light Coordinate
ALM	Ale Medium
AUB	Auburn
BRL	Barley
CBE	Blonde Echo Coordinate
CBO	Bourbon Light Coordinate
BBM	Bourbon Medium
CBZ	Brazilwood Coordinate
CBG	Brighton Light Coordinate
BRM	Brighton Medium
BUT	Butterscotch
CIN	Cinnamon
CLA	Classic
CCF	Coffee Coordinate
CLL	Collectors
CCR	Cremello Coordinate
EAR	Earthy
ESP	Espresso
FLX	Flax
CFL	Florence Walnut Coordinate

Paint Color - Add \$38 list per item

BKD	Backdrop
BFX	Black Fox
BWH	Bright White
CGP	Cargo Pants
CHT	Chatroom
FRR	French Roast

CFO	Fossil Coordinate
CGR	Graphite Coordinate
HRV	Harvest
CHL	High Line Coordinate
CKC	Khaki Coordinate
LGC	Legacy
MCH	Mocha
NTO	Night Owl
COA	Oatmeal Cookie Coordinate
CPI	Pinnacle Walnut Coordinate
PRL	Praline
SAF	Saffron
SIE	Sienna
CST	Studio Teak Coordinate
TOF	Toffee
TRF	Truffle
VEN	Venetian
CVI	Vintage Coordinate
CWH	Walnut Heights Coordinate
CWE	Weathered Ash Coordinate

Walnut - upcharge applies

AUB	Auburn	SIE	Sienna
ESP	Espresso	TOF	Toffee
MCH	Mocha	TRF	Truffle
NTO	Night Owl		


White Oak - upcharge applies


ACR	Acorn	POR	Porter
BUF	Buff	RYE	Rye
BUR	Burlap	SAD	Saddle
CHE	Chestnut	WWO	Whitewash
INK	Inkwell		

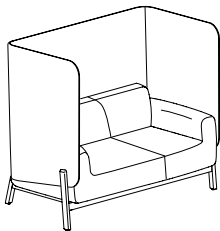
- 4 See a selection of graded in fabric manufacturers and patterns on pages 20-28. Contact Customer Service for additional fabric options.


Specifications

- chair frame is puzzle jointed plywood construction
- back has a 3 7/8" tapered multi-density high resilience polyurethane foam
- arm has 3" multi-density polyurethane foam
- seat has synthetic sheet webbing and 5" multi-density high resilience polyurethane foam
- solid hardwood exterior frame
- mortise and tenon construction with corner blocks, glue and screws
- standard with rubber cushion adjustable metal leveling glides

Description	① Model	Specifications	List Price Per Grade																									
Single Seat with Privacy Surround Grand Scale  note: does not fit through standard single doorway	CVF4043-52 <ul style="list-style-type: none"> · maple legs standard · walnut or white oak legs available, specify and add \$311 list · ships assembled · specify upholstery on seat separately from upholstery on surround · tablet arm available, specify and add \$616 list, indicate right or left as seated and finish or laminate · power available in the front of the upholstered chair, specify and add \$288 list, indicate right or left as seated and color 	<table border="1"> <thead> <tr> <th>Dimensions</th> <th>D</th> <th>W</th> <th>H</th> </tr> </thead> <tbody> <tr> <td>Overall</td> <td>40</td> <td>43</td> <td>52</td> </tr> <tr> <td>Seat</td> <td>21</td> <td>25</td> <td>17 ¾</td> </tr> <tr> <td>Arm</td> <td></td> <td></td> <td>25</td> </tr> </tbody> </table> <table border="1"> <thead> <tr> <th>Upholstery</th> <th colspan="2">Shipping</th> </tr> </thead> <tbody> <tr> <td>COM Ydg</td> <td>12</td> <td>Ctn Wt 194</td> </tr> <tr> <td>COL Sq Ft</td> <td>126</td> <td>Cu Ft 65</td> </tr> </tbody> </table> <p>*screen available in fabric only, no leather</p>	Dimensions	D	W	H	Overall	40	43	52	Seat	21	25	17 ¾	Arm			25	Upholstery	Shipping		COM Ydg	12	Ctn Wt 194	COL Sq Ft	126	Cu Ft 65	COM \$4,438 A \$4,548 B \$4,765 COL/C \$5,146 D \$5,635 E \$6,125 F \$6,885 G \$7,702 H \$8,571 I \$9,931 J \$11,562 L1 \$8,300 L2 \$9,387
		Dimensions	D	W	H																							
Overall	40	43	52																									
Seat	21	25	17 ¾																									
Arm			25																									
Upholstery	Shipping																											
COM Ydg	12	Ctn Wt 194																										
COL Sq Ft	126	Cu Ft 65																										

Single Seat with Privacy Surround 	CVF3540-52 <ul style="list-style-type: none"> · maple legs standard · walnut or white oak legs available, specify and add \$295 list · ships assembled · specify upholstery on seat separately from upholstery on surround · tablet arm available, specify and add \$616 list, indicate right or left as seated and finish or laminate · power available in the front of the upholstered chair, specify and add \$288 list, indicate right or left as seated and color 	<table border="1"> <thead> <tr> <th>Dimensions</th> <th>D</th> <th>W</th> <th>H</th> </tr> </thead> <tbody> <tr> <td>Overall</td> <td>35 ¼</td> <td>39 ½</td> <td>52</td> </tr> <tr> <td>Seat</td> <td>21</td> <td>23 ½</td> <td>17 ¾</td> </tr> <tr> <td>Arm</td> <td></td> <td></td> <td>25</td> </tr> </tbody> </table> <table border="1"> <thead> <tr> <th>Upholstery</th> <th colspan="2">Shipping</th> </tr> </thead> <tbody> <tr> <td>COM Ydg</td> <td>11</td> <td>Ctn Wt 176</td> </tr> <tr> <td>COL Sq Ft</td> <td>120</td> <td>Cu Ft 53</td> </tr> </tbody> </table> <p>*screen available in fabric only, no leather</p>	Dimensions	D	W	H	Overall	35 ¼	39 ½	52	Seat	21	23 ½	17 ¾	Arm			25	Upholstery	Shipping		COM Ydg	11	Ctn Wt 176	COL Sq Ft	120	Cu Ft 53	COM \$4,193 A \$4,295 B \$4,500 COL/C \$4,856 D \$5,315 E \$5,772 F \$6,485 G \$7,248 H \$8,063 I \$9,336 J \$10,863 L1 \$7,809 L2 \$8,827
		Dimensions	D	W	H																							
Overall	35 ¼	39 ½	52																									
Seat	21	23 ½	17 ¾																									
Arm			25																									
Upholstery	Shipping																											
COM Ydg	11	Ctn Wt 176																										
COL Sq Ft	120	Cu Ft 53																										

Two Seat with Privacy Surround 	CVF3564-52 <ul style="list-style-type: none"> · maple legs standard · walnut or white oak legs available, specify and add \$388 list · seat and surround ship assembled · specify upholstery on seat separately from upholstery on surround · tablet arm available, specify and add \$616 list per arm, indicate right, left, or both as seated and finish or laminate · power available in the front of the upholstered chair, specify and add \$288 list, indicate right, left or both as seated and color 	<table border="1"> <thead> <tr> <th>Dimensions</th> <th>D</th> <th>W</th> <th>H</th> </tr> </thead> <tbody> <tr> <td>Overall</td> <td>35 ¼</td> <td>65 ½</td> <td>52</td> </tr> <tr> <td>Seat</td> <td>21</td> <td>47 ½</td> <td>17 ¾</td> </tr> <tr> <td>Arm</td> <td></td> <td></td> <td>25</td> </tr> </tbody> </table> <table border="1"> <thead> <tr> <th>Upholstery</th> <th colspan="2">Shipping</th> </tr> </thead> <tbody> <tr> <td>COM Ydg</td> <td>13 ½</td> <td>Ctn Wt 243</td> </tr> <tr> <td>COL Sq Ft</td> <td>144</td> <td>Cu Ft 85</td> </tr> </tbody> </table> <p>*screen available in fabric only, no leather</p>	Dimensions	D	W	H	Overall	35 ¼	65 ½	52	Seat	21	47 ½	17 ¾	Arm			25	Upholstery	Shipping		COM Ydg	13 ½	Ctn Wt 243	COL Sq Ft	144	Cu Ft 85	COM \$5,284 A \$5,411 B \$5,660 COL/C \$6,097 D \$6,660 E \$7,222 F \$8,097 G \$9,033 H \$10,034 I \$11,595 J \$13,470 L1 \$9,721 L2 \$10,970
		Dimensions	D	W	H																							
Overall	35 ¼	65 ½	52																									
Seat	21	47 ½	17 ¾																									
Arm			25																									
Upholstery	Shipping																											
COM Ydg	13 ½	Ctn Wt 243																										
COL Sq Ft	144	Cu Ft 85																										

Description	1 Model	Specifications			List Price Per Grade			
		Dimensions	D	W	H	COM		
Three Seat with Privacy Surround	CVF3588-52	Overall	35 ¼	87 ½	52	A	\$6,236	
		Seat	21	71 ½	17 ¾	B	\$6,528	
	<ul style="list-style-type: none"> maple legs standard walnut or white oak legs available, specify and add \$486 list seat and surround ship assembled specify upholstery on seat separately from upholstery on surround power available in the front of the upholstered chair, specify and add \$288 list, indicate right, left or both as seated and color 	Arm			25	COL/C	\$7,037	
						D	\$7,694	
		Upholstery		Shipping		E	\$8,350	
		COM Ydg	15 ¾	Ctn Wt	273	F	\$9,370	
		COL Sq Ft	168	Cu Ft	112	G	\$10,464	
		*screen available in fabric only, no leather					H	\$11,630
						I	\$13,452	
						J	\$15,639	
						L1	\$11,266	
						L2	\$12,723	

To Order, Specify:

- 1 Model Number
- 2 Wood Species
 - a.) Maple (M)
 - b.) Walnut (WAL) - upcharge applies
 - c.) White Oak (WOL) - upcharge applies
- 3 Finish
 - a.) Maple Finish and Paint Color
 - b.) Walnut Finish
 - c.) White Oak Finish
- 4 Fabric Selection - vendor, pattern and color
- 5 Optional Tablet Arm - indicate left (TBL) or right arm (TBR) as seated; Laminate (L) or Veneer (V)
- 6 Optional Power Unit - Black (B) or White (W); indicate left (PUL) or right (PUR) arms as seated

3 Wood Finish Options:

Maple		
CAG Aged Ash Coordinate	CFO Fossil Coordinate	
CAL Ale Light Coordinate	CGR Graphite Coordinate	
ALM Ale Medium	HRV Harvest	
AUB Auburn	CHL High Line Coordinate	
BRL Barley	CKC Khaki Coordinate	
CBE Blonde Echo Coordinate	LGC Legacy	
CBO Bourbon Light Coordinate	MCH Mocha	
BBM Bourbon Medium	NTO Night Owl	
CBZ Brazilwood Coordinate	COA Oatmeal Cookie Coordinate	
CBG Brighton Light Coordinate	CPI Pinnacle Walnut Coordinate	
BRM Brighton Medium	PRL Praline	
BUT Butterscotch	SAF Saffron	
CIN Cinnamon	SIE Sienna	
CLA Classic	CST Studio Teak Coordinate	
CCF Coffee Coordinate	TOF Toffee	
CLL Collectors	TRF Truffle	
CCR Cremello Coordinate	VEN Venetian	
EAR Earthy	CVI Vintage Coordinate	
ESP Espresso	CWH Walnut Heights Coordinate	
FLX Flax	CWE Weathered Ash Coordinate	
CFL Florence Walnut Coordinate		

Paint Color - Add \$38 list per item

BKD Backdrop	GRV Greek Villa
BFX Black Fox	NET Network Gray
BWH Bright White	NWH Nonchalant White
CGP Cargo Pants	STM Storm
CHT Chatroom	TRC Tricorn Black
FRR French Roast	

Walnut - upcharge applies

AUB Auburn	SIE Sienna
ESP Espresso	TOF Toffee
MCH Mocha	TRF Truffle
NTO Night Owl	

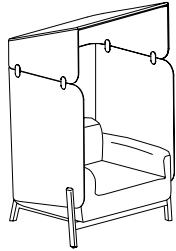
White Oak - upcharge applies

ACR Acorn	POR Porter
BUF Buff	RYE Rye
BUR Burlap	SAD Saddle
CHE Chestnut	WWO Whitewash
INK Inkwell	

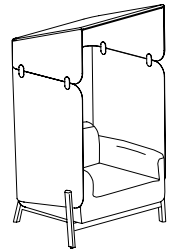
- 4 See a selection of graded in fabric manufacturers and patterns on pages 20-28. Contact Customer Service for additional fabric options.

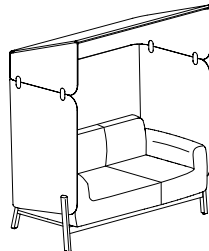
Specifications

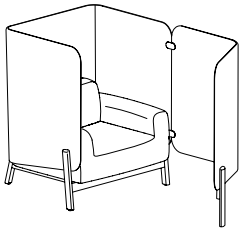
- chair frame is puzzle jointed plywood construction
- back has a 3 7/8" tapered multi-density high resilience polyurethane foam
- arm has 3" multi-density polyurethane foam
- seat has synthetic sheet webbing and 5" multi-density high resilience polyurethane foam
- solid hardwood exterior frame
- mortise and tenon construction with corner blocks, glue and screws
- standard with rubber cushion adjustable metal leveling glides
- surround produced from molded plywood construction
- railroad upholstery on screens
- chair and privacy surround ships assembled
- privacy wing and hood requires field installation
- false welt detail around the perimeter of surround

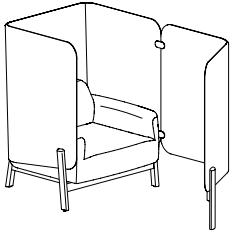
Description	① Model	Specifications	List Price Per Grade																																																			
Single Seat with Privacy Surround and Hood Grand Scale	CVF4043-72 <ul style="list-style-type: none"> · maple legs standard · walnut or white oak legs available, specify and add \$311 list · seat and surround ship assembled - hood ships separately · specify upholstery on seat separately from upholstery on surround/hood · tablet arm available, specify and add \$616 list, indicate right or left as seated and finish or laminate · power available in the front of the upholstered chair, specify and add \$288 list, indicate right or left as seated and color · optional LED light for hood, specify and add \$887 list 	<table border="1"> <thead> <tr> <th>Dimensions</th> <th>D</th> <th>W</th> <th>H</th> </tr> </thead> <tbody> <tr> <td>Overall</td> <td>40</td> <td>43</td> <td>72</td> </tr> <tr> <td>Seat</td> <td>21</td> <td>25</td> <td>17 ¾</td> </tr> <tr> <td>Arm</td> <td></td> <td></td> <td>25</td> </tr> </tbody> </table> <table border="1"> <thead> <tr> <th>Upholstery</th> <th colspan="2">Shipping</th> </tr> </thead> <tbody> <tr> <td>COM Ydg</td> <td>18</td> <td>Ctn Wt 259</td> </tr> <tr> <td>COL Sq Ft</td> <td>126</td> <td>Cu Ft 86</td> </tr> </tbody> </table> <p>*screen available in fabric only, no leather</p>	Dimensions	D	W	H	Overall	40	43	72	Seat	21	25	17 ¾	Arm			25	Upholstery	Shipping		COM Ydg	18	Ctn Wt 259	COL Sq Ft	126	Cu Ft 86	<table border="1"> <tbody> <tr><td>COM</td><td>\$5,952</td></tr> <tr><td>A</td><td>\$6,119</td></tr> <tr><td>B</td><td>\$6,453</td></tr> <tr><td>COL/C</td><td>\$7,036</td></tr> <tr><td>D</td><td>\$7,785</td></tr> <tr><td>E</td><td>\$8,535</td></tr> <tr><td>F</td><td>\$9,701</td></tr> <tr><td>G</td><td>\$10,951</td></tr> <tr><td>H</td><td>\$12,284</td></tr> <tr><td>I</td><td>\$14,366</td></tr> <tr><td>J</td><td>\$16,866</td></tr> <tr><td>L1</td><td>\$11,867</td></tr> <tr><td>L2</td><td>\$13,534</td></tr> </tbody> </table>	COM	\$5,952	A	\$6,119	B	\$6,453	COL/C	\$7,036	D	\$7,785	E	\$8,535	F	\$9,701	G	\$10,951	H	\$12,284	I	\$14,366	J	\$16,866	L1	\$11,867	L2	\$13,534
		Dimensions	D	W	H																																																	
Overall	40	43	72																																																			
Seat	21	25	17 ¾																																																			
Arm			25																																																			
Upholstery	Shipping																																																					
COM Ydg	18	Ctn Wt 259																																																				
COL Sq Ft	126	Cu Ft 86																																																				
COM	\$5,952																																																					
A	\$6,119																																																					
B	\$6,453																																																					
COL/C	\$7,036																																																					
D	\$7,785																																																					
E	\$8,535																																																					
F	\$9,701																																																					
G	\$10,951																																																					
H	\$12,284																																																					
I	\$14,366																																																					
J	\$16,866																																																					
L1	\$11,867																																																					
L2	\$13,534																																																					
																																																						

note: does not fit through standard single doorway

Description	① Model	Specifications	List Price Per Grade																																																			
Single Seat with Privacy Surround and Hood	CVF3540-72 <ul style="list-style-type: none"> · maple legs standard · walnut or white oak legs available, specify and add \$295 list · seat and surround ship assembled - hood ships separately · specify upholstery on seat separately from upholstery on surround/hood · tablet arm available, specify and add \$616 list, indicate right or left as seated and finish or laminate · power available in the front of the upholstered chair, specify and add \$288 list, indicate right or left as seated and color · optional LED light for hood, specify and add \$887 list 	<table border="1"> <thead> <tr> <th>Dimensions</th> <th>D</th> <th>W</th> <th>H</th> </tr> </thead> <tbody> <tr> <td>Overall</td> <td>35 ¼</td> <td>39 ½</td> <td>72</td> </tr> <tr> <td>Seat</td> <td>21</td> <td>23 ½</td> <td>17 ¾</td> </tr> <tr> <td>Arm</td> <td></td> <td></td> <td>25</td> </tr> </tbody> </table> <table border="1"> <thead> <tr> <th>Upholstery</th> <th colspan="2">Shipping</th> </tr> </thead> <tbody> <tr> <td>COM Ydg</td> <td>16 ½</td> <td>Ctn Wt 236</td> </tr> <tr> <td>COL Sq Ft</td> <td>120</td> <td>Cu Ft 71</td> </tr> </tbody> </table> <p>*screen available in fabric only, no leather</p>	Dimensions	D	W	H	Overall	35 ¼	39 ½	72	Seat	21	23 ½	17 ¾	Arm			25	Upholstery	Shipping		COM Ydg	16 ½	Ctn Wt 236	COL Sq Ft	120	Cu Ft 71	<table border="1"> <tbody> <tr><td>COM</td><td>\$5,605</td></tr> <tr><td>A</td><td>\$5,759</td></tr> <tr><td>B</td><td>\$6,065</td></tr> <tr><td>COL/C</td><td>\$6,598</td></tr> <tr><td>D</td><td>\$7,286</td></tr> <tr><td>E</td><td>\$7,973</td></tr> <tr><td>F</td><td>\$9,042</td></tr> <tr><td>G</td><td>\$10,188</td></tr> <tr><td>H</td><td>\$11,409</td></tr> <tr><td>I</td><td>\$13,319</td></tr> <tr><td>J</td><td>\$15,609</td></tr> <tr><td>L1</td><td>\$11,027</td></tr> <tr><td>L2</td><td>\$12,555</td></tr> </tbody> </table>	COM	\$5,605	A	\$5,759	B	\$6,065	COL/C	\$6,598	D	\$7,286	E	\$7,973	F	\$9,042	G	\$10,188	H	\$11,409	I	\$13,319	J	\$15,609	L1	\$11,027	L2	\$12,555
		Dimensions	D	W	H																																																	
Overall	35 ¼	39 ½	72																																																			
Seat	21	23 ½	17 ¾																																																			
Arm			25																																																			
Upholstery	Shipping																																																					
COM Ydg	16 ½	Ctn Wt 236																																																				
COL Sq Ft	120	Cu Ft 71																																																				
COM	\$5,605																																																					
A	\$5,759																																																					
B	\$6,065																																																					
COL/C	\$6,598																																																					
D	\$7,286																																																					
E	\$7,973																																																					
F	\$9,042																																																					
G	\$10,188																																																					
H	\$11,409																																																					
I	\$13,319																																																					
J	\$15,609																																																					
L1	\$11,027																																																					
L2	\$12,555																																																					
																																																						

Description	① Model	Specifications	List Price Per Grade																																																			
Two Seat with Privacy Surround and Hood	CVF3564-72 <ul style="list-style-type: none"> · maple legs standard · walnut or white oak legs available, specify and add \$388 list · seat and surround ship assembled - hood ships separately · specify upholstery on seat separately from upholstery on surround/hood · tablet arm available, specify and add \$616 list per arm, indicate right, left, or both as seated and finish or laminate · power available in the front of the upholstered chair, specify and add \$288 list, indicate right, left or both as seated and color · optional LED light for hood, specify and add \$887 list 	<table border="1"> <thead> <tr> <th>Dimensions</th> <th>D</th> <th>W</th> <th>H</th> </tr> </thead> <tbody> <tr> <td>Overall</td> <td>35 ¼</td> <td>65 ½</td> <td>72</td> </tr> <tr> <td>Seat</td> <td>21</td> <td>47 ½</td> <td>17 ¾</td> </tr> <tr> <td>Arm</td> <td></td> <td></td> <td>25</td> </tr> </tbody> </table> <table border="1"> <thead> <tr> <th>Upholstery</th> <th colspan="2">Shipping</th> </tr> </thead> <tbody> <tr> <td>COM Ydg</td> <td>21 ½</td> <td>Ctn Wt 315</td> </tr> <tr> <td>COL Sq Ft</td> <td>144</td> <td>Cu Ft 113</td> </tr> </tbody> </table> <p>*screen available in fabric only, no leather</p>	Dimensions	D	W	H	Overall	35 ¼	65 ½	72	Seat	21	47 ½	17 ¾	Arm			25	Upholstery	Shipping		COM Ydg	21 ½	Ctn Wt 315	COL Sq Ft	144	Cu Ft 113	<table border="1"> <tbody> <tr><td>COM</td><td>\$7,181</td></tr> <tr><td>A</td><td>\$7,381</td></tr> <tr><td>B</td><td>\$7,779</td></tr> <tr><td>COL/C</td><td>\$8,476</td></tr> <tr><td>D</td><td>\$9,371</td></tr> <tr><td>E</td><td>\$10,267</td></tr> <tr><td>F</td><td>\$11,660</td></tr> <tr><td>G</td><td>\$13,152</td></tr> <tr><td>H</td><td>\$14,744</td></tr> <tr><td>I</td><td>\$17,232</td></tr> <tr><td>J</td><td>\$20,216</td></tr> <tr><td>L1</td><td>\$14,247</td></tr> <tr><td>L2</td><td>\$16,237</td></tr> </tbody> </table>	COM	\$7,181	A	\$7,381	B	\$7,779	COL/C	\$8,476	D	\$9,371	E	\$10,267	F	\$11,660	G	\$13,152	H	\$14,744	I	\$17,232	J	\$20,216	L1	\$14,247	L2	\$16,237
		Dimensions	D	W	H																																																	
Overall	35 ¼	65 ½	72																																																			
Seat	21	47 ½	17 ¾																																																			
Arm			25																																																			
Upholstery	Shipping																																																					
COM Ydg	21 ½	Ctn Wt 315																																																				
COL Sq Ft	144	Cu Ft 113																																																				
COM	\$7,181																																																					
A	\$7,381																																																					
B	\$7,779																																																					
COL/C	\$8,476																																																					
D	\$9,371																																																					
E	\$10,267																																																					
F	\$11,660																																																					
G	\$13,152																																																					
H	\$14,744																																																					
I	\$17,232																																																					
J	\$20,216																																																					
L1	\$14,247																																																					
L2	\$16,237																																																					
																																																						

Description	1 Model	Specifications			List Price Per Grade			
		Dimensions	D	W	H	COM		
Single Seat with Privacy Surround and Privacy Wing Grand Scale	CVF8343-52-R					\$5,516		
	CVF8343-52-L							
 left shown	<ul style="list-style-type: none"> maple legs standard walnut or white oak legs available, specify and add \$373 list seat and surround ship assembled - wing ships separately specify upholstery on seat separately from upholstery on surround/wing tablet arm available, specify and add \$616 list, indicate right or left as seated and finish or laminate power available in the front of the upholstered chair, specify and add \$288 list, indicate right or left as seated and color 	Overall	83 ¼	43	52	A	\$5,661	
		Seat	21	25	17 ¾	B	\$5,948	
note: does not fit through standard single doorway		Arm			25	COL/C	\$6,450	
						D	\$7,095	
		Upholstery		Shipping		E	\$7,741	
		COM Ydg	15 ½	Ctn Wt	245	F	\$8,745	
		COL Sq Ft	126	Cu Ft	92	G	\$9,821	
		*screen available in fabric only, no leather					H	\$10,969
						I	\$12,763	
						J	\$14,914	
						L1	\$10,611	
						L2	\$12,045	

Description	1 Model	Specifications			List Price Per Grade			
		Dimensions	D	W	H	COM		
Single Seat with Privacy Surround and Privacy Wing	CVF7940-52-R					\$5,281		
	CVF7940-52-L							
 left shown	<ul style="list-style-type: none"> maple legs standard walnut or white oak legs available, specify and add \$357 list seat and surround ship assembled - wing ships separately specify upholstery on seat separately from upholstery on surround/wing tablet arm available, specify and add \$616 list, indicate right or left as seated and finish or laminate power available in the front of the upholstered chair, specify and add \$288 list, indicate right or left as seated and color 	Overall	78 ½	39 ½	52	A	\$5,416	
		Seat	21	23 ½	17 ¾	B	\$5,685	
		Arm			25	COL/C	\$6,154	
						D	\$6,758	
		Upholstery		Shipping		E	\$7,362	
		COM Ydg	14 ½	Ctn Wt	227	F	\$8,301	
		COL Sq Ft	120	Cu Ft	80	G	\$9,309	
		*screen available in fabric only, no leather					H	\$10,382
						I	\$12,059	
						J	\$14,073	
						L1	\$10,046	
						L2	\$11,388	

To Order, Specify:

- 1 Model Number
- 2 Wood Species
 - a.) Maple (M)
 - b.) Walnut (WAL) - upcharge applies
 - c.) White Oak (WOL) - upcharge applies
- 3 Finish
 - a.) Maple Finish and Paint Color
 - b.) Walnut Finish
 - c.) White Oak Finish
- 4 Fabric Selection - vendor, pattern and color
- 5 Metal Color - Arctic Silver (ASL), Matte Black (MBK), Pewter (PEW) or Soft Nickel (SNK)
- 6 Optional Tablet Arm - indicate left (TBL) or right arm (TBR) as seated; Laminate (L) or Veneer (V)
- 7 Optional Seating Power Unit - Black (B) or White (W); indicate left (PUL) or right (PUR) arms as seated
- 8 Optional LED light - Arctic Silver (ASL), Matte Black (MBK), Pewter (PEW) or Soft Nickel (SNK)

3 Wood Finish Options:

Maple	CAG Aged Ash Coordinate	CFO Fossil Coordinate
CAL Ale Light Coordinate	CGR Graphite Coordinate	
ALM Ale Medium	HRV Harvest	
AUB Auburn	CHL High Line Coordinate	
BRL Barley	CKC Khaki Coordinate	
CBE Blonde Echo Coordinate	LCG Legacy	
CBO Bourbon Light Coordinate	MCH Mocha	
BBM Bourbon Medium	NTO Night Owl	
CBZ Brazilwood Coordinate	COA Oatmeal Cookie Coordinate	
CBG Brighton Light Coordinate	CPI Pinnacle Walnut Coordinate	
BRM Brighton Medium	PRL Praline	
BUT Butterscotch	SAF Saffron	
CIN Cinnamon	SIE Sienna	
CLA Classic	CST Studio Teak Coordinate	
CCF Coffee Coordinate	TOF Toffee	
CLL Collectors	TRF Truffle	
CCR Cremello Coordinate	VEN Venetian	
EAR Earthy	CVI Vintage Coordinate	
ESP Espresso	CWH Walnut Heights Coordinate	
FLX Flax	CWE Weathered Ash Coordinate	
CFL Florence Walnut Coordinate		

Paint Color - Add \$38 list per item

BKD Backdrop	GRV Greek Villa
BFX Black Fox	NET Network Gray
BWH Bright White	NWH Nonchalant White
CGP Cargo Pants	STM Storm
CHT Chatroom	TRC Tricorn Black
FRR French Roast	

Walnut - upcharge applies

AUB Auburn	SIE Sienna
ESP Espresso	TOF Toffee
MCH Mocha	TRF Truffle
NTO Night Owl	

White Oak - upcharge applies

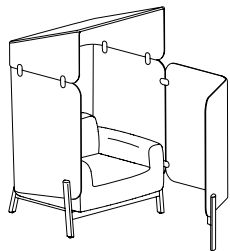
ACR Acorn	POR Porter
BUF Buff	RYE Rye
BUR Burlap	SAD Saddle
CHE Chestnut	WVO Whitewash
INK Inkwell	

4 See a selection of graded in fabric manufacturers and patterns on pages 20-28. Contact Customer Service for additional fabric options.

Specifications

- chair frame is puzzle jointed plywood construction
- back has a 3 7/8" tapered multi-density high resilience polyurethane foam
- arm has 3" multi-density polyurethane foam
- seat has synthetic sheet webbing and 5" multi-density high resilience polyurethane foam
- solid hardwood exterior frame
- mortise and tenon construction with corner blocks, glue and screws
- standard with rubber cushion adjustable metal leveling glides
- surround produced from molded plywood construction
- railroad upholstery on screens
- chair and privacy surround ships assembled
- privacy wing and hood requires field installation
- false welt detail around the perimeter of surround

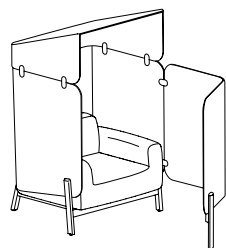
Description	① Model	Specifications	List Price Per Grade																																																						
Single Seat with Privacy Surround, Hood and Privacy Wing Grand Scale	CVF8343-72-R	<table border="1"> <thead> <tr> <th>Dimensions</th> <th>D</th> <th>W</th> <th>H</th> </tr> </thead> <tbody> <tr> <td>Overall</td> <td>83 ¼</td> <td>43</td> <td>72</td> </tr> <tr> <td>Seat</td> <td>21</td> <td>25</td> <td>17 ¾</td> </tr> <tr> <td>Arm</td> <td colspan="3">25</td> </tr> <tr> <th colspan="2">Upholstery</th> <th colspan="2">Shipping</th> </tr> <tr> <td>COM Ydg</td> <td>21 ½</td> <td>Ctn Wt</td> <td>305</td> </tr> <tr> <td>COL Sq Ft</td> <td>126</td> <td>Cu Ft</td> <td>113</td> </tr> </tbody> </table>	Dimensions	D	W	H	Overall	83 ¼	43	72	Seat	21	25	17 ¾	Arm	25			Upholstery		Shipping		COM Ydg	21 ½	Ctn Wt	305	COL Sq Ft	126	Cu Ft	113	<table border="1"> <tbody> <tr><td>COM</td><td>\$7,036</td></tr> <tr><td>A</td><td>\$7,237</td></tr> <tr><td>B</td><td>\$7,634</td></tr> <tr><td>COL/C</td><td>\$8,332</td></tr> <tr><td>D</td><td>\$9,226</td></tr> <tr><td>E</td><td>\$10,122</td></tr> <tr><td>F</td><td>\$11,516</td></tr> <tr><td>G</td><td>\$13,008</td></tr> <tr><td>H</td><td>\$14,600</td></tr> <tr><td>I</td><td>\$17,087</td></tr> <tr><td>J</td><td>\$20,072</td></tr> <tr><td>L1</td><td>\$14,103</td></tr> <tr><td>L2</td><td>\$16,092</td></tr> </tbody> </table>	COM	\$7,036	A	\$7,237	B	\$7,634	COL/C	\$8,332	D	\$9,226	E	\$10,122	F	\$11,516	G	\$13,008	H	\$14,600	I	\$17,087	J	\$20,072	L1	\$14,103	L2	\$16,092
	Dimensions		D	W	H																																																				
Overall	83 ¼	43	72																																																						
Seat	21	25	17 ¾																																																						
Arm	25																																																								
Upholstery		Shipping																																																							
COM Ydg	21 ½	Ctn Wt	305																																																						
COL Sq Ft	126	Cu Ft	113																																																						
COM	\$7,036																																																								
A	\$7,237																																																								
B	\$7,634																																																								
COL/C	\$8,332																																																								
D	\$9,226																																																								
E	\$10,122																																																								
F	\$11,516																																																								
G	\$13,008																																																								
H	\$14,600																																																								
I	\$17,087																																																								
J	\$20,072																																																								
L1	\$14,103																																																								
L2	\$16,092																																																								
	CVF8343-72-L	<ul style="list-style-type: none"> · maple legs standard · walnut or white oak legs available, specify and add \$373 list · seat and surround ship assembled - wing and hood ships separately · specify upholstery on seat separately from upholstery on surround/hood/wing · tablet arm available, specify and add \$616 list, indicate right or left as seated and finish or laminate · power available in the front of the upholstered chair, specify and add \$288 list, indicate right or left as seated and color · optional LED light for hood, specify and add \$887 list 																																																							



left shown

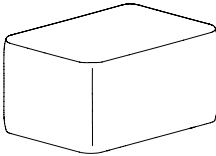
note: does not fit through standard single doorway

Single Seat with Privacy Surround, Hood and Privacy Wing



left shown

Description	① Model	Specifications	List Price Per Grade																																																						
Single Seat with Privacy Surround, Hood and Privacy Wing	CVF7940-72-R	<table border="1"> <thead> <tr> <th>Dimensions</th> <th>D</th> <th>W</th> <th>H</th> </tr> </thead> <tbody> <tr> <td>Overall</td> <td>78 ½</td> <td>39 ½</td> <td>72</td> </tr> <tr> <td>Seat</td> <td>21</td> <td>23 ½</td> <td>17 ¾</td> </tr> <tr> <td>Arm</td> <td colspan="3">25</td> </tr> <tr> <th colspan="2">Upholstery</th> <th colspan="2">Shipping</th> </tr> <tr> <td>COM Ydg</td> <td>20</td> <td>Ctn Wt</td> <td>292</td> </tr> <tr> <td>COL Sq Ft</td> <td>120</td> <td>Cu Ft</td> <td>98</td> </tr> </tbody> </table>	Dimensions	D	W	H	Overall	78 ½	39 ½	72	Seat	21	23 ½	17 ¾	Arm	25			Upholstery		Shipping		COM Ydg	20	Ctn Wt	292	COL Sq Ft	120	Cu Ft	98	<table border="1"> <tbody> <tr><td>COM</td><td>\$6,735</td></tr> <tr><td>A</td><td>\$6,921</td></tr> <tr><td>B</td><td>\$7,292</td></tr> <tr><td>COL/C</td><td>\$7,939</td></tr> <tr><td>D</td><td>\$8,773</td></tr> <tr><td>E</td><td>\$9,605</td></tr> <tr><td>F</td><td>\$10,901</td></tr> <tr><td>G</td><td>\$12,289</td></tr> <tr><td>H</td><td>\$13,770</td></tr> <tr><td>I</td><td>\$16,084</td></tr> <tr><td>J</td><td>\$18,861</td></tr> <tr><td>L1</td><td>\$13,307</td></tr> <tr><td>L2</td><td>\$15,159</td></tr> </tbody> </table>	COM	\$6,735	A	\$6,921	B	\$7,292	COL/C	\$7,939	D	\$8,773	E	\$9,605	F	\$10,901	G	\$12,289	H	\$13,770	I	\$16,084	J	\$18,861	L1	\$13,307	L2	\$15,159
	Dimensions		D	W	H																																																				
Overall	78 ½	39 ½	72																																																						
Seat	21	23 ½	17 ¾																																																						
Arm	25																																																								
Upholstery		Shipping																																																							
COM Ydg	20	Ctn Wt	292																																																						
COL Sq Ft	120	Cu Ft	98																																																						
COM	\$6,735																																																								
A	\$6,921																																																								
B	\$7,292																																																								
COL/C	\$7,939																																																								
D	\$8,773																																																								
E	\$9,605																																																								
F	\$10,901																																																								
G	\$12,289																																																								
H	\$13,770																																																								
I	\$16,084																																																								
J	\$18,861																																																								
L1	\$13,307																																																								
L2	\$15,159																																																								
	CVF7940-72-L	<ul style="list-style-type: none"> · maple legs standard · walnut or white oak legs available, specify and add \$357 list · seat and surround ship assembled - hood and wing ships separately · specify upholstery on seat separately from upholstery on surround/hood/wing · tablet arm available, specify and add \$616 list, indicate right or left as seated and finish or laminate · power available in the front of the upholstered chair, specify and add \$288 list, indicate right or left as seated and color · optional LED light for hood, specify and add \$887 list 																																																							

Description	1 Model	Specifications				List Price Per Grade	
		Dimensions	D	W	H	COM	
Ottoman 	CVO1623-12	Overall	16 ¼	23	12	COM	\$644
		Upholstery		Shipping		COL/C	\$735
		COM Ydg	1 ½	Ctn Wt	22	D	\$797
		COL Sq Ft	27	Cu Ft	4	E	\$860
						F	\$957
				G	\$1,061		
				H	\$1,173		
				I	\$1,346		
				J	\$1,555		
				L1	\$1,082		
				L2	\$1,207		

To Order, Specify:

- 1 Model Number
- 2 Wood Species
 - a.) Maple (M)
 - b.) Walnut (WAL) - upcharge applies
 - c.) White Oak (WOL) - upcharge applies
- 3 Finish
 - a.) Maple Finish and Paint Color
 - b.) Walnut Finish
 - c.) White Oak Finish
- 4 Fabric Selection - vendor, pattern and color
- 5 Metal Color - Arctic Silver (ASL), Matte Black (MBK), Pewter (PEW) or Soft Nickel (SNK)
- 6 Optional Tablet Arm - indicate left (TBL) or right arm (TBR) as seated; Laminate (L) or Veneer (V)
- 7 Optional Seating Power Unit - Black (B) or White (W); indicate left (PUL) or right (PUR) arms as seated
- 8 Optional LED light - Arctic Silver (ASL), Matte Black (MBK), Pewter (PEW) or Soft Nickel (SNK)

3 Wood Finish Options:

Maple

- CAG Aged Ash Coordinate
- CAL Ale Light Coordinate
- ALM Ale Medium
- AUB Auburn
- BRL Barley
- CBE Blonde Echo Coordinate
- CBO Bourbon Light Coordinate
- BBM Bourbon Medium
- CBZ Brazilwood Coordinate
- CBG Brighton Light Coordinate
- BRM Brighton Medium
- BUT Butterscotch
- CIN Cinnamon
- CLA Classic
- CCF Coffee Coordinate
- CLL Collectors
- CCR Cremello Coordinate
- EAR Earthy
- ESP Espresso
- FLX Flax
- CFL Florence Walnut Coordinate

- CFO Fossil Coordinate
- CGR Graphite Coordinate
- HRV Harvest
- CHL High Line Coordinate
- CKC Khaki Coordinate
- LGC Legacy
- MCH Mocha
- NTO Night Owl
- COA Oatmeal Cookie Coordinate
- CPI Pinnacle Walnut Coordinate
- PRL Praline
- SAF Saffron
- SIE Sienna
- CST Studio Teak Coordinate
- TOF Toffee
- TRF Truffle
- VEN Venetian
- CVI Vintage Coordinate
- CWH Walnut Heights Coordinate
- CWE Weathered Ash Coordinate

Paint Color - Add \$38 list per item

- BKD Backdrop
- BFX Black Fox
- BWH Bright White
- CGP Cargo Pants
- CHT Chatroom
- FRR French Roast
- GRV Greek Villa
- NET Network Gray
- NWH Nonchalant White
- STM Storm
- TRC Tricorn Black

Walnut - upcharge applies

- AUB Auburn
- ESP Espresso
- MCH Mocha
- NTO Night Owl
- SIE Sienna
- TOF Toffee
- TRF Truffle

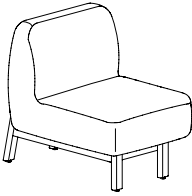
White Oak - upcharge applies


- ACR Acorn
- BUF Buff
- BUR Burlap
- CHE Chestnut
- INK Inkwell
- POR Porter
- RYE Rye
- SAD Saddle
- WVO Whitewash


4 See a selection of graded in fabric manufacturers and patterns on pages 20-28. Contact Customer Service for additional fabric options.


Specifications

- chair frame is puzzle jointed plywood construction
- back has a 3 7/8" tapered multi-density high resilience polyurethane foam
- arm has 3" multi-density polyurethane foam
- seat has synthetic sheet webbing and 5" multi-density high resilience polyurethane foam
- solid hardwood exterior frame
- mortise and tenon construction with corner blocks, glue and screws
- standard with rubber cushion adjustable metal leveling glides
- surround produced from molded plywood construction
- railroad upholstery on screens
- chair and privacy surround ships assembled
- privacy wing and hood requires field installation
- false welt detail around the perimeter of surround

Description	① Model	Specifications				List Price Per Grade	
Single Seat 	CVM3425-31 · maple legs standard · walnut or white oak legs available, specify and add \$212 list	Dimensions		D	W	H	COM \$1,954
		Overall	34 ¼	25	30 ½	A \$1,981	
		Seat	20	25	17 ¾	B \$2,031	
		Arm			-	COL/C \$2,120	
		Upholstery		Shipping		D \$2,235	
		COM Ydg	2 ¾	Ctn Wt	63	E \$2,350	
		COL Sq Ft	61	Cu Ft	18	F \$2,527	
						G \$2,718	
						H \$2,922	
						I \$3,240	
				J \$3,622			
				L1 \$2,858			
				L2 \$3,113			

Two Seat 	CVM3450-31 · maple legs standard · walnut or white oak legs available, specify and add \$285 list	Dimensions		D	W	H	COM \$2,567
		Overall	34 ¼	50	30 ½	A \$2,605	
		Seat	20	50	17 ¾	B \$2,679	
		Arm			-	COL/C \$2,809	
		Upholstery		Shipping		D \$2,976	
		COM Ydg	4	Ctn Wt	85	E \$3,142	
		COL Sq Ft	99	Cu Ft	34	F \$3,401	
						G \$3,678	
						H \$3,975	
						I \$4,438	
				J \$4,993			
				L1 \$4,252			
				L2 \$4,715			

Description	1 Model	Specifications	List Price Per Grade																																										
Single Seat with Arm  left shown	CVM3433-31-R CVM3433-31-L <ul style="list-style-type: none"> maple legs standard walnut or white oak legs available, specify and add \$228 list tablet arm available, specify and add \$616 list, indicate finish or laminate power available in the front of the upholstered chair, specify and add \$288 list, indicate color 	<table border="1"> <thead> <tr> <th>Dimensions</th> <th>D</th> <th>W</th> <th>H</th> </tr> </thead> <tbody> <tr> <td>Overall</td> <td>34 ¼</td> <td>32 ½</td> <td>30 ½</td> </tr> <tr> <td>Seat</td> <td>20</td> <td>23 ½</td> <td>17 ¾</td> </tr> <tr> <td>Arm</td> <td></td> <td></td> <td>25</td> </tr> </tbody> </table>	Dimensions	D	W	H	Overall	34 ¼	32 ½	30 ½	Seat	20	23 ½	17 ¾	Arm			25	<table border="1"> <tbody> <tr> <td>COM</td> <td>\$2,347</td> </tr> <tr> <td>A</td> <td>\$2,380</td> </tr> <tr> <td>B</td> <td>\$2,445</td> </tr> <tr> <td>COL/C</td> <td>\$2,558</td> </tr> <tr> <td>D</td> <td>\$2,703</td> </tr> <tr> <td>E</td> <td>\$2,850</td> </tr> <tr> <td>F</td> <td>\$3,077</td> </tr> <tr> <td>G</td> <td>\$3,320</td> </tr> <tr> <td>H</td> <td>\$3,579</td> </tr> <tr> <td>I</td> <td>\$3,983</td> </tr> <tr> <td>J</td> <td>\$4,469</td> </tr> <tr> <td>L1</td> <td>\$3,628</td> </tr> <tr> <td>L2</td> <td>\$3,983</td> </tr> </tbody> </table>	COM	\$2,347	A	\$2,380	B	\$2,445	COL/C	\$2,558	D	\$2,703	E	\$2,850	F	\$3,077	G	\$3,320	H	\$3,579	I	\$3,983	J	\$4,469	L1	\$3,628	L2	\$3,983
		Dimensions	D	W	H																																								
Overall	34 ¼	32 ½	30 ½																																										
Seat	20	23 ½	17 ¾																																										
Arm			25																																										
COM	\$2,347																																												
A	\$2,380																																												
B	\$2,445																																												
COL/C	\$2,558																																												
D	\$2,703																																												
E	\$2,850																																												
F	\$3,077																																												
G	\$3,320																																												
H	\$3,579																																												
I	\$3,983																																												
J	\$4,469																																												
L1	\$3,628																																												
L2	\$3,983																																												
<table border="1"> <thead> <tr> <th>Upholstery</th> <th>Shipping</th> </tr> </thead> <tbody> <tr> <td>COM Ydg</td> <td>3 ½ Ctn Wt 69</td> </tr> <tr> <td>COL Sq Ft</td> <td>77 Cu Ft 23</td> </tr> </tbody> </table>	Upholstery	Shipping	COM Ydg	3 ½ Ctn Wt 69	COL Sq Ft	77 Cu Ft 23																																							
Upholstery	Shipping																																												
COM Ydg	3 ½ Ctn Wt 69																																												
COL Sq Ft	77 Cu Ft 23																																												

Description	1 Model	Specifications	List Price Per Grade																																										
Two Seat with Arm  left shown	CVM3458-31-R CVM3458-31-L <ul style="list-style-type: none"> maple legs standard walnut or white oak legs available, specify and add \$300 list tablet arm available, specify and add \$616 list, indicate finish or laminate power available in the front of the upholstered chair, specify and add \$288 list, indicate color 	<table border="1"> <thead> <tr> <th>Dimensions</th> <th>D</th> <th>W</th> <th>H</th> </tr> </thead> <tbody> <tr> <td>Overall</td> <td>34 ¼</td> <td>57 ½</td> <td>30 ½</td> </tr> <tr> <td>Seat</td> <td>20</td> <td>48 ½</td> <td>17 ¾</td> </tr> <tr> <td>Arm</td> <td></td> <td></td> <td>25</td> </tr> </tbody> </table>	Dimensions	D	W	H	Overall	34 ¼	57 ½	30 ½	Seat	20	48 ½	17 ¾	Arm			25	<table border="1"> <tbody> <tr> <td>COM</td> <td>\$3,056</td> </tr> <tr> <td>A</td> <td>\$3,103</td> </tr> <tr> <td>B</td> <td>\$3,195</td> </tr> <tr> <td>COL/C</td> <td>\$3,358</td> </tr> <tr> <td>D</td> <td>\$3,565</td> </tr> <tr> <td>E</td> <td>\$3,774</td> </tr> <tr> <td>F</td> <td>\$4,098</td> </tr> <tr> <td>G</td> <td>\$4,445</td> </tr> <tr> <td>H</td> <td>\$4,816</td> </tr> <tr> <td>I</td> <td>\$5,394</td> </tr> <tr> <td>J</td> <td>\$6,088</td> </tr> <tr> <td>L1</td> <td>\$4,884</td> </tr> <tr> <td>L2</td> <td>\$5,394</td> </tr> </tbody> </table>	COM	\$3,056	A	\$3,103	B	\$3,195	COL/C	\$3,358	D	\$3,565	E	\$3,774	F	\$4,098	G	\$4,445	H	\$4,816	I	\$5,394	J	\$6,088	L1	\$4,884	L2	\$5,394
		Dimensions	D	W	H																																								
Overall	34 ¼	57 ½	30 ½																																										
Seat	20	48 ½	17 ¾																																										
Arm			25																																										
COM	\$3,056																																												
A	\$3,103																																												
B	\$3,195																																												
COL/C	\$3,358																																												
D	\$3,565																																												
E	\$3,774																																												
F	\$4,098																																												
G	\$4,445																																												
H	\$4,816																																												
I	\$5,394																																												
J	\$6,088																																												
L1	\$4,884																																												
L2	\$5,394																																												
<table border="1"> <thead> <tr> <th>Upholstery</th> <th>Shipping</th> </tr> </thead> <tbody> <tr> <td>COM Ydg</td> <td>5 Ctn Wt 101</td> </tr> <tr> <td>COL Sq Ft</td> <td>110 Cu Ft 39</td> </tr> </tbody> </table>	Upholstery	Shipping	COM Ydg	5 Ctn Wt 101	COL Sq Ft	110 Cu Ft 39																																							
Upholstery	Shipping																																												
COM Ydg	5 Ctn Wt 101																																												
COL Sq Ft	110 Cu Ft 39																																												

To Order, Specify:

- 1 Model Number
- 2 Wood Species
 - a.) Maple (M)
 - b.) Walnut (WAL) - upcharge applies
 - c.) White Oak (WOL) - upcharge applies
- 3 Finish
 - a.) Maple Finish and Paint Color
 - b.) Walnut Finish
 - c.) White Oak Finish
- 4 Fabric Selection - vendor, pattern and color
- 5 Optional Tablet Arm - indicate left (TBL) or right arm (TBR) as seated; Laminate (L) or Veneer (V)
- 6 Optional Seating Power Unit - Black (B) or White (W); indicate left (PUL) or right (PUR) arms as seated

3 Wood Finish Options:

Maple

- CAG Aged Ash Coordinate
- CAL Ale Light Coordinate
- ALM Ale Medium
- AUB Auburn
- BRL Barley
- CBE Blonde Echo Coordinate
- CBO Bourbon Light Coordinate
- BBM Bourbon Medium
- CBZ Brazilwood Coordinate
- CBG Brighton Light Coordinate
- BRM Brighton Medium
- BUT Butterscotch
- CIN Cinnamon
- CLA Classic
- CCF Coffee Coordinate
- CLL Collectors
- CCR Cremello Coordinate
- EAR Earthy
- ESP Espresso
- FLX Flax
- CFL Florence Walnut Coordinate

- CFO Fossil Coordinate
- CGR Graphite Coordinate
- HRV Harvest
- CHL High Line Coordinate
- CKC Khaki Coordinate
- LGC Legacy
- MCH Mocha
- NTO Night Owl
- COA Oatmeal Cookie Coordinate
- CPI Pinnacle Walnut Coordinate
- PRL Praline
- SAF Saffron
- SIE Sienna
- CST Studio Teak Coordinate
- TOF Toffee
- TRF Truffle
- VEN Venetian
- CVI Vintage Coordinate
- CWH Walnut Heights Coordinate
- CWE Weathered Ash Coordinate

Walnut - upcharge applies

- AUB Auburn
- ESP Espresso
- MCH Mocha
- NTO Night Owl
- SIE Sienna
- TOF Toffee
- TRF Truffle

White Oak - upcharge applies

- ACR Acorn
- BUF Buff
- BUR Burlap
- CHE Chestnut
- INK Inkwell
- POR Porter
- RYE Rye
- SAD Saddle
- WVO Whitewash

- 4 See a selection of graded in fabric manufacturers and patterns on pages 20-28. Contact Customer Service for additional fabric options.

Specifications

- chair frame is puzzle jointed plywood construction
- back has a 3 ¾" tapered multi-density high resilience polyurethane foam
- arm has 3" multi-density polyurethane foam
- seat has synthetic sheet webbing and 5" multi-density high resilience polyurethane foam
- solid hardwood exterior frame
- mortise and tenon construction with corner blocks, glue and screws
- standard with rubber cushion adjustable metal leveling glides
- linking brackets included

Paint Color - Add \$38 list per item

- BKD Backdrop
- BFX Black Fox
- BWH Bright White
- CGP Cargo Pants
- CHT Chatroom
- FRR French Roast
- GRV Greek Villa
- NET Network Gray
- NWH Nonchalant White
- STM Storm
- TRC Tricorn Black


Description

1 Model

Specifications

List Price Per Grade

45° Curved Seat



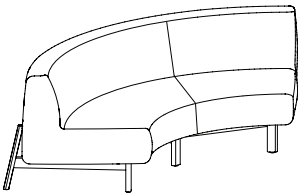
CVM4536-31

- maple legs standard
- walnut or white oak legs available, specify and add \$259 list

Dimensions	D	W	H
Overall	34	50 ¼	30 ½
Seat	20	-	17 ¾
Upholstery		Shipping	
COM Ydg	4 ½	Ctn Wt	81
COL Sq Ft	99	Cu Ft	35

COM	\$2,643
A	\$2,685
B	\$2,769
COL/C	\$2,914
D	\$3,102
E	\$3,290
F	\$3,581
G	\$3,893
H	\$4,227
I	\$4,747
J	\$5,373
L1	\$4,289
L2	\$4,747

90° Curved Seat



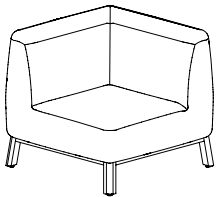
CVM9036-31

- maple legs standard
- walnut or white oak legs available, specify and add \$455 list

Dimensions	D	W	H
Overall	45	93 ¼	30 ½
Seat	20	-	17 ¾
Upholstery		Shipping	
COM Ydg	7 ½	Ctn Wt	120
COL Sq Ft	204	Cu Ft	83

COM	\$4,417
A	\$4,487
B	\$4,626
COL/C	\$4,869
D	\$5,182
E	\$5,494
F	\$5,979
G	\$6,500
H	\$7,055
I	\$7,924
J	\$8,965
L1	\$7,881
L2	\$8,826

Corner Seat



CVM3434-31-C

- maple legs standard
- walnut or white oak legs available, specify and add \$290 list
- fabric on seat of unit runs diagonal

Dimensions	D	W	H
Overall	34 ¼	34 ¼	30 ½
Seat	20	20	17 ¾
Arm			-
Upholstery		Shipping	
COM Ydg	3 ¾	Ctn Wt	72
COL Sq Ft	83	Cu Ft	24

COM	\$2,401
A	\$2,436
B	\$2,505
COL/C	\$2,627
D	\$2,784
E	\$2,940
F	\$3,182
G	\$3,443
H	\$3,720
I	\$4,154
J	\$4,675
L1	\$3,634
L2	\$3,981

To Order, Specify:

- 1 Model Number
- 2 Wood Species
 - a.) Maple (M)
 - b.) Walnut (WAL) - upcharge applies
 - c.) White Oak (WOL) - upcharge applies
- 3 Finish
 - a.) Maple Finish and Paint Color
 - b.) Walnut Finish
 - c.) White Oak Finish
- 4 Fabric Selection - vendor, pattern and color

3 Wood Finish Options:

Maple

CAG	Aged Ash Coordinate
CAL	Ale Light Coordinate
ALM	Ale Medium
AUB	Auburn
BRL	Barley
CBE	Blonde Echo Coordinate
CBO	Bourbon Light Coordinate
BBM	Bourbon Medium
CBZ	Brazilwood Coordinate
CBG	Brighton Light Coordinate
BRM	Brighton Medium
BUT	Butterscotch
CIN	Cinnamon
CLA	Classic
CCF	Coffee Coordinate
CLL	Collectors
CCR	Cremello Coordinate
EAR	Earthy
ESP	Espresso
FLX	Flax
CFL	Florence Walnut Coordinate

CFO	Fossil Coordinate
CGR	Graphite Coordinate
HRV	Harvest
CHL	High Line Coordinate
CKC	Khaki Coordinate
LGC	Legacy
MCH	Mocha
NTO	Night Owl
COA	Oatmeal Cookie Coordinate
CPI	Pinnacle Walnut Coordinate
PRL	Praline
SAF	Saffron
SIE	Sienna
CST	Studio Teak Coordinate
TOF	Toffee
TRF	Truffle
VEN	Venetian
CVI	Vintage Coordinate
CWH	Walnut Heights Coordinate
CWE	Weathered Ash Coordinate

Paint Color - Add \$38 list per item

BKD	Backdrop	GRV	Greek Villa
BFX	Black Fox	NET	Network Gray
BWH	Bright White	NWH	Nonchalant White
CGP	Cargo Pants	STM	Storm
CHT	Chatroom	TRC	Tricorn Black
FRR	French Roast		
Walnut - upcharge applies			
AUB	Auburn	SIE	Sienna
ESP	Espresso	TOF	Toffee
MCH	Mocha	TRF	Truffle
NTO	Night Owl		
White Oak - upcharge applies			
ACR	Acorn	POR	Porter
BUF	Buff	RYE	Rye
BUR	Burlap	SAD	Saddle
CHE	Chestnut	WWO	Whitewash
INK	Inkwell		

- 4 See a selection of graded in fabric manufacturers and patterns on pages 20-28. Contact Customer Service for additional fabric options.

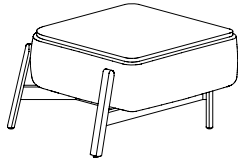
Description

1 Model

Specifications

List Price Per Grade

Corner Table



CVT3434-19-C

- maple legs standard
- walnut or white oak legs available, specify and add \$290 list
- power available in surface, specify and add \$288 list, indicate color
- surface available in veneer or laminate with 1mm band

Dimensions	D	W	H
Overall	34 1/4	34 1/4	19
Upholstery		Shipping	
COM Ydg	2	Ctn Wt	70
COL Sq Ft	44	Cu Ft	16

COM	\$1,661
A	\$1,680
B	\$1,717
COL/C	\$1,782
D	\$1,866
E	\$1,949
F	\$2,078
G	\$2,217
H	\$2,365
I	\$2,597
J	\$2,874
L1	\$2,393
L2	\$2,597

To Order, Specify:

- 1 Model Number
- 2 Table Top Surface Material
 - a.) Laminate Surface
 - b.) Veneer Surface
 - 1.) Cherry Flat Cut (CH1)
 - 2.) Maple Flat Cut (MA1)
 - 3.) Walnut Flat Cut (WA1)
 - 4.) White Oak (WO)
- 3 Fabric Selection - vendor, pattern and color
- 4 Optional Surface Power Unit - Black (B) or White (W)

2 Table Top Surface Material:

Laminate

AGA Aged Ash	GRH Graphite
ALB Alabaster	HGL High Line
ALL Ale Light	OAT Oatmeal Cookie
BLO Blonde Echo	PIN Pinnacle Walnut
BOL Bourbon Light	SHD Shadow
BZW Brazilwood	SLG Slate Grey
BBL Bridal Blanco	STU Studio Teak
BRG Brighton Light	VIN Vintage
CLL Collectors	WLH Walnut Heights
DWH Designer White	WEA Weathered Ash
FLO Florence Walnut	

2 Table Top Surface Material (cont):

Veneer

Cherry

BRL Barley	EAR Earthy
BBM Bourbon Medium	HRV Harvest
BRG Brighton Medium	LGC Legacy
CLL Collectors	PRL Praline
CLA Classic	SAF Saffron

Maple

ALM Ale Medium	FLX Flax
BUT Butterscotch	VEN Venetian
CIN Cinnamon	

Walnut - upcharge applies

AUB Auburn	SIE Sienna
ESP Espresso	TOF Toffee
MCH Mocha	TRF Truffle
NTO Night Owl	

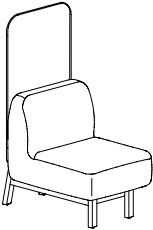
White Oak - upcharge applies


ACR Acorn	POR Porter
BUF Buff	RYE Rye
BUR Burlap	SAD Saddle
CHE Chestnut	WVO Whitewash
INK Inkwell	

Specifications

- chair frame is puzzle jointed plywood construction
- back has a 3 3/4" tapered multi-density high resilience polyurethane foam
- arm has 3" multi-density polyurethane foam
- seat has synthetic sheet webbing and 5" multi-density high resilience polyurethane foam
- solid hardwood exterior frame
- mortise and tenon construction with corner blocks, glue and screws
- standard with rubber cushion adjustable metal leveling glides
- linking brackets included

- 3 See a selection of graded in fabric manufacturers and patterns on pages 20-28. Contact Customer Service for additional fabric options.

Description	① Model	Specifications				List Price Per Grade	
Single Seat with 52" h Screen 	CVM3425-52 · maple legs standard · walnut or white oak legs available, specify and add \$212 list · seat and screen ship assembled · specify upholstery on seat separately from upholstery on screen	Dimensions		D	W	H	COM \$2,569
		Overall	34 ¼	25	52		A \$2,612
		Seat	20	25	17 ¾		B \$2,695
		Upholstery		Shipping			COL/C \$2,841
		COM Ydg	4 ½	Ctn Wt	115		D \$3,028
		COL Sq Ft	61	Cu Ft	33		E \$3,216
		*screen available in fabric only, no leather					F \$3,507
							G \$3,820
							H \$4,153
							I \$4,673
							J \$5,299
							L1 \$4,049
							L2 \$4,465

Description	① Model	Specifications				List Price Per Grade	
Two Seat with 52" h Screen 	CVM3450-52 · maple legs standard · walnut or white oak legs available, specify and add \$285 list · seat and screen ship assembled · specify upholstery on seat separately from upholstery on screen	Dimensions		D	W	H	COM \$3,484
		Overall	34 ¼	50	52		A \$3,550
		Seat	20	50	17 ¾		B \$3,679
		Upholstery		Shipping			COL/C \$3,906
		COM Ydg	7	Ctn Wt	165		D \$4,197
		COL Sq Ft	99	Cu Ft	64		E \$4,490
		*screen available in fabric only, no leather					F \$4,943
							G \$5,428
							H \$5,948
							I \$6,757
							J \$7,728
							L1 \$5,785
							L2 \$6,433


Description

1 Model

Specifications

List Price Per Grade

Single Seat with Arm and 52" h Screen



left shown

CVM3533-52-R
CVM3533-52-L


- maple legs standard
- walnut or white oak legs available, specify and add \$228 list
- seat and surround ship assembled
- specify upholstery on seat separately from upholstery on screen
- tablet arm available, specify and add \$616 list, indicate finish or laminate
- power available in the front of the upholstered chair, specify and add \$288 list, indicate color

Dimensions	D	W	H
Overall	35 ¼	32 ½	52
Seat	20	23 ½	17 ¾
Arm			25
Upholstery	Shipping		
COM Ydg	7 ¼	Ctn Wt	146
COL Sq Ft	77	Cu Ft	44

*screen available in fabric only, no leather

COM	\$3,438
A	\$3,505
B	\$3,640
COL/C	\$3,874
D	\$4,176
E	\$4,479
F	\$4,948
G	\$5,452
H	\$5,989
I	\$6,827
J	\$7,834
L1	\$5,821
L2	\$6,492

Two Seat with Arm and 52" h Screen



left shown

CVM3558-52-R
CVM3558-52-L

- maple legs standard
- walnut or white oak legs available, specify and add \$300 list
- seat and surround ship assembled
- specify upholstery on seat separately from upholstery on screen
- tablet arm available, specify and add \$616 list, indicate finish or laminate
- power available in the front of the upholstered chair, specify and add \$288 list, indicate color

Dimensions	D	W	H
Overall	35 ¼	57 ½	52
Seat	20	48 ½	17 ¾
Arm			25
Upholstery	Shipping		
COM Ydg	10 ¼	Ctn Wt	204
COL Sq Ft	110	Cu Ft	75

*screen available in fabric only, no leather

COM	\$4,327
A	\$4,423
B	\$4,613
COL/C	\$4,944
D	\$5,372
E	\$5,799
F	\$6,462
G	\$7,174
H	\$7,933
I	\$9,119
J	\$10,542
L1	\$7,696
L2	\$8,645

To Order, Specify:

- 1 Model Number
- 2 Wood Species
 - a.) Maple (M)
 - b.) Walnut (WAL) - upcharge applies
 - c.) White Oak (WOL) - upcharge applies
- 3 Finish
 - a.) Maple Finish and Paint Color
 - b.) Walnut Finish
 - c.) White Oak Finish
- 4 Fabric Selection - vendor, pattern and color
- 5 Optional Tablet Arm - indicate left (TBL) or right arm (TBR) as seated; Laminate (L) or Veneer (V)
- 6 Optional Seating Power Unit - Black (B) or White (W)

3 Wood Finish Options:

Maple		Walnut	
CAG	Aged Ash Coordinate	CFO	Fossil Coordinate
CAL	Ale Light Coordinate	CGR	Graphite Coordinate
ALM	Ale Medium	HRV	Harvest
AUB	Auburn	CHL	High Line Coordinate
BRL	Barley	CKC	Khaki Coordinate
CBE	Blonde Echo Coordinate	LGC	Legacy
CBO	Bourbon Light Coordinate	MCH	Mocha
BBM	Bourbon Medium	NTO	Night Owl
CBZ	Brazilwood Coordinate	COA	Oatmeal Cookie Coordinate
CBG	Brighton Light Coordinate	CPI	Pinnacle Walnut Coordinate
BRM	Brighton Medium	PRL	Praline
BUT	Butterscotch	SAF	Saffron
CIN	Cinnamon	SIE	Sienna
CLA	Classic	CST	Studio Teak Coordinate
CCF	Coffee Coordinate	TOF	Toffee
CLL	Collectors	TRF	Truffle
CCR	Cremello Coordinate	VEN	Venetian
EAR	Earthy	CVI	Vintage Coordinate
ESP	Espresso	CWH	Walnut Heights Coordinate
FLX	Flax	CWE	Weathered Ash Coordinate
CFL	Florence Walnut Coordinate		

Paint Color - Add \$38 list per item

BKD	Backdrop	GRV	Greek Villa
BFX	Black Fox	NET	Network Gray
BWH	Bright White	NWH	Nonchalant White
CGP	Cargo Pants	STM	Storm
CHT	Chatroom	TRC	Tricorn Black
FRR	French Roast		

Walnut - upcharge applies

AUB	Auburn	SIE	Sienna
ESP	Espresso	TOF	Toffee
MCH	Mocha	TRF	Truffle
NTO	Night Owl		


White Oak - upcharge applies

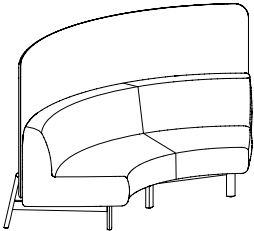
ACR	Acorn	POR	Porter
BUF	Buff	RYE	Rye
BUR	Burlap	SAD	Saddle
CHE	Chestnut	WVO	Whitewash
INK	Inkwell		

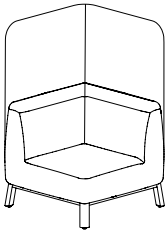
- 4 See a selection of graded in fabric manufacturers and patterns on pages 20-28. Contact Customer Service for additional fabric options.

Specifications

- chair frame is puzzle jointed plywood construction
- back has a 3 ¾" tapered multi-density high resilience polyurethane foam
- arm has 3" multi-density polyurethane foam
- seat has synthetic sheet webbing and 5" multi-density high resilience polyurethane foam
- solid hardwood exterior frame
- mortise and tenon construction with corner blocks, glue and screws
- standard with rubber cushion adjustable metal leveling glides
- railroad upholstery on screens
- privacy wing and hood requires field installation
- false welt detail around the perimeter of surround
- linking brackets included

Description	1 Model	Specifications	List Price Per Grade																																													
45° Curved Seat with 52" h Screen 	CVM4536-52 · maple legs standard · walnut or white oak legs available, specify and add \$259 list · seat and screen ship assembled · specify upholstery on seat separately from upholstery on screen	<table border="1"> <thead> <tr> <th>Dimensions</th> <th>D</th> <th>W</th> <th>H</th> </tr> </thead> <tbody> <tr> <td>Overall</td> <td>34</td> <td>52 ½</td> <td>52</td> </tr> <tr> <td>Seat</td> <td>20</td> <td>-</td> <td>17 ¾</td> </tr> </tbody> </table>	Dimensions	D	W	H	Overall	34	52 ½	52	Seat	20	-	17 ¾	<table border="1"> <thead> <tr> <th>Upholstery</th> <th>Shipping</th> </tr> </thead> <tbody> <tr> <td>COM Ydg</td> <td>8 Ctn Wt 152</td> </tr> <tr> <td>COL Sq Ft</td> <td>99 Cu Ft 66</td> </tr> </tbody> </table>	Upholstery	Shipping	COM Ydg	8 Ctn Wt 152	COL Sq Ft	99 Cu Ft 66	<table border="1"> <tbody> <tr><td>COM</td><td>\$3,666</td></tr> <tr><td>A</td><td>\$3,740</td></tr> <tr><td>B</td><td>\$3,888</td></tr> <tr><td>COL/C</td><td>\$4,148</td></tr> <tr><td>D</td><td>\$4,481</td></tr> <tr><td>E</td><td>\$4,814</td></tr> <tr><td>F</td><td>\$5,332</td></tr> <tr><td>G</td><td>\$5,887</td></tr> <tr><td>H</td><td>\$6,480</td></tr> <tr><td>I</td><td>\$7,406</td></tr> <tr><td>J</td><td>\$8,516</td></tr> <tr><td>L1</td><td>\$6,295</td></tr> <tr><td>L2</td><td>\$7,035</td></tr> </tbody> </table>	COM	\$3,666	A	\$3,740	B	\$3,888	COL/C	\$4,148	D	\$4,481	E	\$4,814	F	\$5,332	G	\$5,887	H	\$6,480	I	\$7,406	J	\$8,516	L1	\$6,295	L2	\$7,035
		Dimensions	D	W	H																																											
Overall	34	52 ½	52																																													
Seat	20	-	17 ¾																																													
Upholstery	Shipping																																															
COM Ydg	8 Ctn Wt 152																																															
COL Sq Ft	99 Cu Ft 66																																															
COM	\$3,666																																															
A	\$3,740																																															
B	\$3,888																																															
COL/C	\$4,148																																															
D	\$4,481																																															
E	\$4,814																																															
F	\$5,332																																															
G	\$5,887																																															
H	\$6,480																																															
I	\$7,406																																															
J	\$8,516																																															
L1	\$6,295																																															
L2	\$7,035																																															
		*screen available in fabric only, no leather																																														

90° Curved Seat with 52" h Screen 	CVM9036-52 · maple legs standard · walnut or white oak legs available, specify and add \$455 list · seat and screen ship assembled · specify upholstery on seat separately from upholstery on screen	<table border="1"> <thead> <tr> <th>Dimensions</th> <th>D</th> <th>W</th> <th>H</th> </tr> </thead> <tbody> <tr> <td>Overall</td> <td>45</td> <td>96 ¼</td> <td>52</td> </tr> <tr> <td>Seat</td> <td>20</td> <td>-</td> <td>17 ¾</td> </tr> </tbody> </table>	Dimensions	D	W	H	Overall	45	96 ¼	52	Seat	20	-	17 ¾	<table border="1"> <thead> <tr> <th>Upholstery</th> <th>Shipping</th> </tr> </thead> <tbody> <tr> <td>COM Ydg</td> <td>13 ¾ Ctn Wt 246</td> </tr> <tr> <td>COL Sq Ft</td> <td>204 Cu Ft 157</td> </tr> </tbody> </table>	Upholstery	Shipping	COM Ydg	13 ¾ Ctn Wt 246	COL Sq Ft	204 Cu Ft 157	<table border="1"> <tbody> <tr><td>COM</td><td>\$6,048</td></tr> <tr><td>A</td><td>\$6,176</td></tr> <tr><td>B</td><td>\$6,431</td></tr> <tr><td>COL/C</td><td>\$6,876</td></tr> <tr><td>D</td><td>\$7,449</td></tr> <tr><td>E</td><td>\$8,022</td></tr> <tr><td>F</td><td>\$8,912</td></tr> <tr><td>G</td><td>\$9,867</td></tr> <tr><td>H</td><td>\$10,885</td></tr> <tr><td>I</td><td>\$12,476</td></tr> <tr><td>J</td><td>\$14,385</td></tr> <tr><td>L1</td><td>\$10,567</td></tr> <tr><td>L2</td><td>\$11,840</td></tr> </tbody> </table>	COM	\$6,048	A	\$6,176	B	\$6,431	COL/C	\$6,876	D	\$7,449	E	\$8,022	F	\$8,912	G	\$9,867	H	\$10,885	I	\$12,476	J	\$14,385	L1	\$10,567	L2	\$11,840
		Dimensions	D	W	H																																											
Overall	45	96 ¼	52																																													
Seat	20	-	17 ¾																																													
Upholstery	Shipping																																															
COM Ydg	13 ¾ Ctn Wt 246																																															
COL Sq Ft	204 Cu Ft 157																																															
COM	\$6,048																																															
A	\$6,176																																															
B	\$6,431																																															
COL/C	\$6,876																																															
D	\$7,449																																															
E	\$8,022																																															
F	\$8,912																																															
G	\$9,867																																															
H	\$10,885																																															
I	\$12,476																																															
J	\$14,385																																															
L1	\$10,567																																															
L2	\$11,840																																															
		*screen available in fabric only, no leather																																														

Corner Seat with 52" h Screen 	CVM3434-52-C · maple legs standard · walnut or white oak legs available, specify and add \$290 list · seat and screen ship assembled · specify upholstery on seat separately from upholstery on screen · fabric on seat of unit runs diagonal	<table border="1"> <thead> <tr> <th>Dimensions</th> <th>D</th> <th>W</th> <th>H</th> </tr> </thead> <tbody> <tr> <td>Overall</td> <td>34 ¼</td> <td>34 ¼</td> <td>52</td> </tr> <tr> <td>Seat</td> <td>20</td> <td>20</td> <td>17 ¾</td> </tr> <tr> <td>Arm</td> <td></td> <td></td> <td>-</td> </tr> </tbody> </table>	Dimensions	D	W	H	Overall	34 ¼	34 ¼	52	Seat	20	20	17 ¾	Arm			-	<table border="1"> <thead> <tr> <th>Upholstery</th> <th>Shipping</th> </tr> </thead> <tbody> <tr> <td>COM Ydg</td> <td>7 ½ Ctn Wt 149</td> </tr> <tr> <td>COL Sq Ft</td> <td>83 Cu Ft 44</td> </tr> </tbody> </table>	Upholstery	Shipping	COM Ydg	7 ½ Ctn Wt 149	COL Sq Ft	83 Cu Ft 44	<table border="1"> <tbody> <tr><td>COM</td><td>\$3,430</td></tr> <tr><td>A</td><td>\$3,501</td></tr> <tr><td>B</td><td>\$3,639</td></tr> <tr><td>COL/C</td><td>\$3,883</td></tr> <tr><td>D</td><td>\$4,195</td></tr> <tr><td>E</td><td>\$4,507</td></tr> <tr><td>F</td><td>\$4,993</td></tr> <tr><td>G</td><td>\$5,514</td></tr> <tr><td>H</td><td>\$6,069</td></tr> <tr><td>I</td><td>\$6,937</td></tr> <tr><td>J</td><td>\$7,978</td></tr> <tr><td>L1</td><td>\$5,896</td></tr> <tr><td>L2</td><td>\$6,590</td></tr> </tbody> </table>	COM	\$3,430	A	\$3,501	B	\$3,639	COL/C	\$3,883	D	\$4,195	E	\$4,507	F	\$4,993	G	\$5,514	H	\$6,069	I	\$6,937	J	\$7,978	L1	\$5,896	L2	\$6,590
		Dimensions	D	W	H																																															
Overall	34 ¼	34 ¼	52																																																	
Seat	20	20	17 ¾																																																	
Arm			-																																																	
Upholstery	Shipping																																																			
COM Ydg	7 ½ Ctn Wt 149																																																			
COL Sq Ft	83 Cu Ft 44																																																			
COM	\$3,430																																																			
A	\$3,501																																																			
B	\$3,639																																																			
COL/C	\$3,883																																																			
D	\$4,195																																																			
E	\$4,507																																																			
F	\$4,993																																																			
G	\$5,514																																																			
H	\$6,069																																																			
I	\$6,937																																																			
J	\$7,978																																																			
L1	\$5,896																																																			
L2	\$6,590																																																			
		*screen available in fabric only, no leather																																																		

To Order, Specify:

- 1 Model Number
- 2 Wood Species
 - a.) Maple (M)
 - b.) Walnut (WAL) - upcharge applies
 - c.) White Oak (WOL) - upcharge applies
- 3 Finish
 - a.) Maple Finish and Paint Color
 - b.) Walnut Finish
 - c.) White Oak Finish
- 4 Fabric Selection - vendor, pattern and color

3 Wood Finish Options:

Maple

- CAG Aged Ash Coordinate
- CAL Ale Light Coordinate
- ALM Ale Medium
- AUB Auburn
- BRL Barley
- CBE Blonde Echo Coordinate
- CBO Bourbon Light Coordinate
- BBM Bourbon Medium
- CBZ Brazilwood Coordinate
- CBG Brighton Light Coordinate
- BRM Brighton Medium
- BUT Butterscotch
- CIN Cinnamon
- CLA Classic
- CCF Coffee Coordinate
- CLL Collectors
- CCR Cremello Coordinate
- EAR Earthy
- ESP Espresso
- FLX Flax
- CFL Florence Walnut Coordinate

- CFO Fossil Coordinate
- CGR Graphite Coordinate
- HRV Harvest
- CHL High Line Coordinate
- CKC Khaki Coordinate
- LGC Legacy
- MCH Mocha
- NTO Night Owl
- COA Oatmeal Cookie Coordinate
- CPI Pinnacle Walnut Coordinate
- PRL Praline
- SAF Saffron
- SIE Sienna
- CST Studio Teak Coordinate
- TOF Toffee
- TRF Truffle
- VEN Venetian
- CVI Vintage Coordinate
- CWH Walnut Heights Coordinate
- CWE Weathered Ash Coordinate


Paint Color - Add \$38 list per item

- BKD Backdrop
- BFX Black Fox
- BWH Bright White
- CGP Cargo Pants
- CHT Chatroom
- FRR French Roast
- GRV Greek Villa
- NET Network Gray
- NWH Nonchalant White
- STM Storm
- TRC Tricorn Black
- AUB Auburn
- ESP Espresso
- MCH Mocha
- NTO Night Owl
- SIE Sienna
- TOF Toffee
- TRF Truffle
- ACR Acorn
- BUF Buff
- BUR Burlap
- CHE Chestnut
- INK Inkwell
- POR Porter
- RYE Rye
- SAD Saddle
- WWO Whitewash

4 See a selection of graded in fabric manufacturers and patterns on pages 20-28. Contact Customer Service for additional fabric options.

Description

Corner Table with 52" h Screen



1 Model

CVT3434-52-C

- maple legs standard
- walnut or white oak legs available, specify and add \$290 list
- seat and screen ship assembled
- specify upholstery on seat separately from upholstery on screen
- power available in surface, specify and add \$288 list, indicate color
- surface available in veneer or laminate with 1mm band

Specifications

Dimensions	D	W	H
Overall	34 1/4	34 1/4	52
Upholstery		Shipping	
COM Ydg	5 3/4	Ctn Wt	147
COL Sq Ft	44	Cu Ft	44

*screen available in fabric only, no leather

List Price Per Grade

COM	\$2,718
A	\$2,772
B	\$2,879
COL/C	\$3,065
D	\$3,305
E	\$3,544
F	\$3,917
G	\$4,315
H	\$4,742
I	\$5,406
J	\$6,205
L1	\$4,609
L2	\$5,140

To Order, Specify:

- 1 Model Number
- 2 Table Top Surface Material
 - a.) Laminate Surface
 - b.) Veneer Surface
 - 1.) Cherry Flat Cut (CH1)
 - 2.) Maple Flat Cut (MA1)
 - 3.) Walnut Flat Cut (WA1)
 - 4.) White Oak (WO)
- 3 Fabric Selection - vendor, pattern and color
- 4 Optional Surface Power Unit - Black (B) or White (W)

2 Table Top Surface Material:

Laminate	
AGA Aged Ash	GRH Graphite
ALB Alabaster	HGL High Line
ALL Ale Light	OAT Oatmeal Cookie
BLO Blonde Echo	PIN Pinnacle Walnut
BOL Bourbon Light	SHD Shadow
BZW Brazilwood	SLG Slate Grey
BBL Bridal Blanco	STU Studio Teak
BRG Brighton Light	VIN Vintage
CLL Collectors	WLH Walnut Heights
DWH Designer White	WEA Weathered Ash
FLO Florence Walnut	

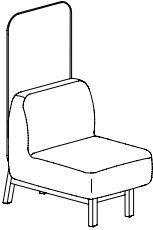
2 Table Top Surface Material (cont):

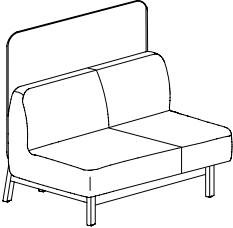
Veneer	
Cherry	
BRL Barley	EAR Earthy
BBM Bourbon Medium	HRV Harvest
BRG Brighton Medium	LGC Legacy
CLL Collectors	PRL Praline
CLA Classic	SAF Saffron
Maple	
ALM Ale Medium	FLX Flax
BUT Butterscotch	VEN Venetian
CIN Cinnamon	
Walnut - upcharge applies	
AUB Auburn	SIE Sienna
ESP Espresso	TOF Toffee
MCH Mocha	TRF Truffle
NTO Night Owl	
White Oak - upcharge applies	
ACR Acorn	POR Porter
BUF Buff	RYE Rye
BUR Burlap	SAD Saddle
CHE Chestnut	WWO Whitewash
INK Inkwell	

Specifications

- chair frame is puzzle jointed plywood construction
- back has a 3 3/4" tapered multi-density high resilience polyurethane foam
- arm has 3" multi-density polyurethane foam
- seat has synthetic sheet webbing and 5" multi-density high resilience polyurethane foam
- solid hardwood exterior frame
- mortise and tenon construction with corner blocks, glue and screws
- standard with rubber cushion adjustable metal leveling glides
- railroad upholstery on screens
- privacy wing and hood requires field installation
- false welt detail around the perimeter of surround
- linking brackets included

- 3 See a selection of graded in fabric manufacturers and patterns on pages 20-28. Contact Customer Service for additional fabric options.

Description	① Model	Specifications				List Price Per Grade	
Single Seat with 44" h Screen 	CVM3425-44 · maple legs standard · walnut or white oak legs available, specify and add \$212 list · seat and screen ship assembled · specify upholstery on seat separately from upholstery on screen	Dimensions		D	W	H	COM \$2,549 A \$2,592 B \$2,675 COL/C \$2,821 D \$3,008 E \$3,196 F \$3,487 G \$3,800 H \$4,133 I \$4,653 J \$5,279 L1 \$4,028 L2 \$4,445
		Overall	34 ¼	25	44	Seat	
		Upholstery		Shipping			
		COM Ydg	4 ½	Ctn Wt	112		
		COL Sq Ft	61	Cu Ft	29		
		*screen available in fabric only, no leather					

Two Seat with 44" h Screen 	CVM3450-44 · maple legs standard · walnut or white oak legs available, specify and add \$285 list · seat and screen ship assembled · specify upholstery on seat separately from upholstery on screen	Dimensions		D	W	H	COM \$3,445 A \$3,510 B \$3,640 COL/C \$3,867 D \$4,158 E \$4,450 F \$4,904 G \$5,389 H \$5,908 I \$6,718 J \$7,689 L1 \$5,746 L2 \$6,394
		Overall	34 ¼	50	44	Seat	
		Upholstery		Shipping			
		COM Ydg	7	Ctn Wt	158		
		COL Sq Ft	99	Cu Ft	55		
		*screen available in fabric only, no leather					


Description

1 Model

Specifications

List Price Per Grade

Single Seat with Arm and 44" h Screen



left shown

CVM3533-44-R
CVM3533-44-L

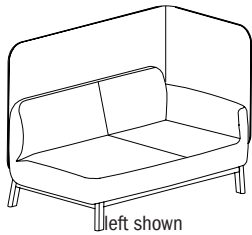
- maple legs standard
- walnut or white oak legs available, specify and add \$228 list
- seat and surround ship assembled
- specify upholstery on seat separately from upholstery on screen
- tablet arm available, specify and add \$616 list, indicate finish or laminate
- power available in the front of the upholstered chair, specify and add \$288 list, indicate color

Dimensions	D	W	H
Overall	35 ¼	32 ½	44
Seat	20	23 ½	17 ¾
Arm			25
Upholstery	Shipping		
COM Ydg	7 ¼	Ctn Wt	138
COL Sq Ft	77	Cu Ft	38

*screen available in fabric only, no leather

COM	\$3,418
A	\$3,485
B	\$3,620
COL/C	\$3,854
D	\$4,156
E	\$4,459
F	\$4,928
G	\$5,432
H	\$5,969
I	\$6,807
J	\$7,814
L1	\$5,801
L2	\$6,472

Two Seat with Arm and 44" h Screen



left shown

CVM3558-44-R
CVM3558-44-L

- maple legs standard
- walnut or white oak legs available, specify and add \$300 list
- seat and surround ship assembled
- specify upholstery on seat separately from upholstery on screen
- tablet arm available, specify and add \$616 list, indicate finish or laminate
- power available in the front of the upholstered chair, specify and add \$288 list, indicate color

Dimensions	D	W	H
Overall	35 ¼	57 ½	44
Seat	20	48 ½	17 ¾
Arm			25
Upholstery	Shipping		
COM Ydg	10 ¼	Ctn Wt	193
COL Sq Ft	110	Cu Ft	64

*screen available in fabric only, no leather

COM	\$4,288
A	\$4,384
B	\$4,574
COL/C	\$4,905
D	\$5,332
E	\$5,760
F	\$6,423
G	\$7,135
H	\$7,894
I	\$9,080
J	\$10,503
L1	\$7,657
L2	\$8,606

To Order, Specify:

- 1 Model Number
- 2 Wood Species
 - a.) Maple (M)
 - b.) Walnut (WAL) - upcharge applies
 - c.) White Oak (WOL) - upcharge applies
- 3 Finish
 - a.) Maple Finish and Paint Color
 - b.) Walnut Finish
 - c.) White Oak Finish
- 4 Fabric Selection - vendor, pattern and color
- 5 Optional Tablet Arm - indicate left (TBL) or right arm (TBR) as seated; Laminate (L) or Veneer (V)
- 6 Optional Seating Power Unit - Black (B) or White (W)

3 Wood Finish Options:

Maple

CAG Aged Ash Coordinate	CFO Fossil Coordinate
CAL Ale Light Coordinate	CGR Graphite Coordinate
ALM Ale Medium	HRV Harvest
AUB Auburn	CHL High Line Coordinate
BRL Barley	CKC Khaki Coordinate
CBE Blonde Echo Coordinate	LGC Legacy
CBO Bourbon Light Coordinate	MCH Mocha
BBM Bourbon Medium	NTO Night Owl
CBZ Brazilwood Coordinate	COA Oatmeal Cookie Coordinate
CBG Brighton Light Coordinate	CPI Pinnacle Walnut Coordinate
BRM Brighton Medium	PRL Praline
BUT Butterscotch	SAF Saffron
CIN Cinnamon	SIE Sienna
CLA Classic	CST Studio Teak Coordinate
CCF Coffee Coordinate	TOF Toffee
CLL Collectors	TRF Truffle
CCR Cremello Coordinate	VEN Venetian
EAR Earthy	CVI Vintage Coordinate
ESP Espresso	CWH Walnut Heights Coordinate
FLX Flax	CWE Weathered Ash Coordinate
CFL Florence Walnut Coordinate	

Paint Color - Add \$38 list per item

BKD Backdrop	GRV Greek Villa
BFX Black Fox	NET Network Gray
BWH Bright White	NWH Nonchalant White
CGP Cargo Pants	STM Storm
CHT Chatroom	TRC Tricorn Black
FRR French Roast	

Walnut - upcharge applies

AUB Auburn	SIE Sienna
ESP Espresso	TOF Toffee
MCH Mocha	TRF Truffle
NTO Night Owl	


White Oak - upcharge applies

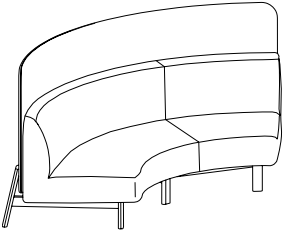
ACR Acorn	POR Porter
BUF Buff	RYE Rye
BUR Burlap	SAD Saddle
CHE Chestnut	WVO Whitewash
INK Inkwel	

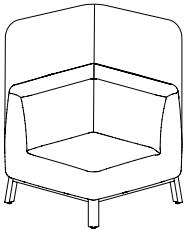
- 4 See a selection of graded in fabric manufacturers and patterns on pages 20-28. Contact Customer Service for additional fabric options.

Specifications

- chair frame is puzzle jointed plywood construction
- back has a 3 ¾" tapered multi-density high resilience polyurethane foam
- arm has 3" multi-density polyurethane foam
- seat has synthetic sheet webbing and 5" multi-density high resilience polyurethane foam
- solid hardwood exterior frame
- mortise and tenon construction with corner blocks, glue and screws
- standard with rubber cushion adjustable metal leveling glides
- railroad upholstery on screens
- privacy wing and hood requires field installation
- false welt detail around the perimeter of surround
- linking brackets included

Description	1 Model	Specifications	List Price Per Grade												
45° Curved Seat with 44" h Screen 	CVM4536-44 · maple legs standard · walnut or white oak legs available, specify and add \$259 list · seat and screen ship assembled · specify upholstery on seat separately from upholstery on screen	<table border="1"> <thead> <tr> <th>Dimensions</th> <th>D</th> <th>W</th> <th>H</th> </tr> </thead> <tbody> <tr> <td>Overall</td> <td>34</td> <td>52 ½</td> <td>44</td> </tr> <tr> <td>Seat</td> <td>20</td> <td>-</td> <td>17 ¾</td> </tr> </tbody> </table>	Dimensions	D	W	H	Overall	34	52 ½	44	Seat	20	-	17 ¾	COM \$3,647 A \$3,721 B \$3,869 COL/C \$4,129 D \$4,462 E \$4,795 F \$5,313 G \$5,868 H \$6,461 I \$7,387 J \$8,497 L1 \$6,276 L2 \$7,016
		Dimensions	D	W	H										
Overall	34	52 ½	44												
Seat	20	-	17 ¾												
<table border="1"> <thead> <tr> <th>Upholstery</th> <th>Shipping</th> </tr> </thead> <tbody> <tr> <td>COM Ydg 8</td> <td>Ctn Wt 146</td> </tr> <tr> <td>COL Sq Ft 99</td> <td>Cu Ft 57</td> </tr> </tbody> </table> *screen available in fabric only, no leather	Upholstery	Shipping	COM Ydg 8	Ctn Wt 146	COL Sq Ft 99	Cu Ft 57									
Upholstery	Shipping														
COM Ydg 8	Ctn Wt 146														
COL Sq Ft 99	Cu Ft 57														

90° Curved Seat with 44" h Screen 	CVM9036-44 · maple legs standard · walnut or white oak legs available, specify and add \$455 list · seat and screen ship assembled · specify upholstery on seat separately from upholstery on screen	<table border="1"> <thead> <tr> <th>Dimensions</th> <th>D</th> <th>W</th> <th>H</th> </tr> </thead> <tbody> <tr> <td>Overall</td> <td>45</td> <td>96 ¼</td> <td>44</td> </tr> <tr> <td>Seat</td> <td>20</td> <td>-</td> <td>17 ¾</td> </tr> </tbody> </table>	Dimensions	D	W	H	Overall	45	96 ¼	44	Seat	20	-	17 ¾	COM \$6,073 A \$6,202 B \$6,456 COL/C \$6,901 D \$7,474 E \$8,047 F \$8,937 G \$9,892 H \$10,910 I \$12,501 J \$14,411 L1 \$10,593 L2 \$11,865
		Dimensions	D	W	H										
Overall	45	96 ¼	44												
Seat	20	-	17 ¾												
<table border="1"> <thead> <tr> <th>Upholstery</th> <th>Shipping</th> </tr> </thead> <tbody> <tr> <td>COM Ydg 13 ¾</td> <td>Ctn Wt 232</td> </tr> <tr> <td>COL Sq Ft 204</td> <td>Cu Ft 136</td> </tr> </tbody> </table> *screen available in fabric only, no leather	Upholstery	Shipping	COM Ydg 13 ¾	Ctn Wt 232	COL Sq Ft 204	Cu Ft 136									
Upholstery	Shipping														
COM Ydg 13 ¾	Ctn Wt 232														
COL Sq Ft 204	Cu Ft 136														

Corner Seat with 44" h Screen 	CVM3434-44-C · maple legs standard · walnut or white oak legs available, specify and add \$290 list · seat and surround ship assembled · specify upholstery on seat separately from upholstery on screen · fabric on seat of unit runs diagonal	<table border="1"> <thead> <tr> <th>Dimensions</th> <th>D</th> <th>W</th> <th>H</th> </tr> </thead> <tbody> <tr> <td>Overall</td> <td>34 ¼</td> <td>34 ¼</td> <td>44</td> </tr> <tr> <td>Seat</td> <td>20</td> <td>20</td> <td>17 ¾</td> </tr> <tr> <td>Arm</td> <td></td> <td></td> <td>-</td> </tr> </tbody> </table>	Dimensions	D	W	H	Overall	34 ¼	34 ¼	44	Seat	20	20	17 ¾	Arm			-	COM \$3,411 A \$3,482 B \$3,620 COL/C \$3,864 D \$4,176 E \$4,488 F \$4,974 G \$5,495 H \$6,050 I \$6,918 J \$7,959 L1 \$5,877 L2 \$6,571
		Dimensions	D	W	H														
Overall	34 ¼	34 ¼	44																
Seat	20	20	17 ¾																
Arm			-																
<table border="1"> <thead> <tr> <th>Upholstery</th> <th>Shipping</th> </tr> </thead> <tbody> <tr> <td>COM Ydg 7 ½</td> <td>Ctn Wt 141</td> </tr> <tr> <td>COL Sq Ft 83</td> <td>Cu Ft 38</td> </tr> </tbody> </table> *screen available in fabric only, no leather	Upholstery	Shipping	COM Ydg 7 ½	Ctn Wt 141	COL Sq Ft 83	Cu Ft 38													
Upholstery	Shipping																		
COM Ydg 7 ½	Ctn Wt 141																		
COL Sq Ft 83	Cu Ft 38																		

To Order, Specify:

- 1 Model Number
- 2 Wood Species
 - a.) Maple (M)
 - b.) Walnut (WAL) - upcharge applies
 - c.) White Oak (WOL) - upcharge applies
- 3 Finish
 - a.) Maple Finish and Paint Color
 - b.) Walnut Finish
 - c.) White Oak Finish
- 4 Fabric Selection - vendor, pattern and color

3 Wood Finish Options:

Maple


- CAG Aged Ash Coordinate
- CAL Ale Light Coordinate
- ALM Ale Medium
- AUB Auburn
- BRL Barley
- CBE Blonde Echo Coordinate
- CBO Bourbon Light Coordinate
- BBM Bourbon Medium
- CBZ Brazilwood Coordinate
- CBG Brighton Light Coordinate
- BRM Brighton Medium
- BUT Butterscotch
- CIN Cinnamon
- CLA Classic
- CCF Coffee Coordinate
- CLL Collectors
- CCR Cremello Coordinate
- EAR Earthy
- ESP Espresso
- FLX Flax
- CFL Florence Walnut Coordinate

- CFO Fossil Coordinate
- CGR Graphite Coordinate
- HRV Harvest
- CHL High Line Coordinate
- CKC Khaki Coordinate
- LGC Legacy
- MCH Mocha
- NTO Night Owl
- COA Oatmeal Cookie Coordinate
- CPI Pinnacle Walnut Coordinate
- PRL Praline
- SAF Saffron
- SIE Sienna
- CST Studio Teak Coordinate
- TOF Toffee
- TRF Truffle
- VEN Venetian
- CVI Vintage Coordinate
- CWH Walnut Heights Coordinate
- CWE Weathered Ash Coordinate

Paint Color - Add \$38 list per item

- BKD Backdrop
- BFX Black Fox
- BWH Bright White
- CGP Cargo Pants
- CHT Chatroom
- FRR French Roast
- GRV Greek Villa
- NET Network Gray
- NWH Nonchalant White
- STM Storm
- TRC Tricorn Black
- AUB Auburn
- ESP Espresso
- MCH Mocha
- NTO Night Owl
- SIE Sienna
- TOF Toffee
- TRF Truffle
- ACR Acorn
- BUF Buff
- BUR Burlap
- CHE Chestnut
- INK Inkwell
- POR Porter
- RYE Rye
- SAD Saddle
- WWO Whitewash

4 See a selection of graded in fabric manufacturers and patterns on pages 20-28. Contact Customer Service for additional fabric options.

Description	1 Model	Specifications	List Price Per Grade								
Corner Table with 44" h Screen 	CVT3434-44-C · maple legs standard · walnut or white oak legs available, specify and add \$290 list · seat and surround ship assembled · specify upholstery on seat separately from upholstery on screen · power available in surface, specify and add \$288 list, indicate color · surface available in veneer or laminate with 1 mm bank	<table border="1"> <thead> <tr> <th>Dimensions</th> <th>D</th> <th>W</th> <th>H</th> </tr> </thead> <tbody> <tr> <td>Overall</td> <td>34 ¼</td> <td>34 ¼</td> <td>44</td> </tr> </tbody> </table>	Dimensions	D	W	H	Overall	34 ¼	34 ¼	44	COM \$2,699 A \$2,753 B \$2,860 COL/C \$3,046 D \$3,286 E \$3,525 F \$3,898 G \$4,296 H \$4,723 I \$5,387 J \$6,186 L1 \$4,590 L2 \$5,121
		Dimensions	D	W	H						
Overall	34 ¼	34 ¼	44								
<table border="1"> <thead> <tr> <th>Upholstery</th> <th>Shipping</th> </tr> </thead> <tbody> <tr> <td>COM Ydg 5 ¾</td> <td>Ctn Wt 139</td> </tr> <tr> <td>COL Sq Ft 44</td> <td>Cu Ft 38</td> </tr> </tbody> </table> *screen available in fabric only, no leather	Upholstery	Shipping	COM Ydg 5 ¾	Ctn Wt 139	COL Sq Ft 44	Cu Ft 38					
Upholstery	Shipping										
COM Ydg 5 ¾	Ctn Wt 139										
COL Sq Ft 44	Cu Ft 38										

To Order, Specify:

- 1 Model Number
- 2 Table Top Surface Material
 - a.) Laminate Surface
 - b.) Veneer Surface
 - 1.) Cherry Flat Cut (CH1)
 - 2.) Maple Flat Cut (MA1)
 - 3.) Walnut Flat Cut (WA1)
 - 4.) White Oak (WO)
- 3 Fabric Selection - vendor, pattern and color
- 4 Optional Surface Power Unit - Black (B) or White (W)

2 Table Top Surface Material:

Laminate	
AGA Aged Ash	GRH Graphite
ALB Alabaster	HGL High Line
ALL Ale Light	OAT Oatmeal Cookie
BLO Blonde Echo	PIN Pinnacle Walnut
BOL Bourbon Light	SHD Shadow
BZW Brazilwood	SLG Slate Grey
BBL Bridal Blanco	STU Studio Teak
BRG Brighton Light	VIN Vintage
CLL Collectors	WLH Walnut Heights
DWH Designer White	WEA Weathered Ash
FLO Florence Walnut	

2 Table Top Surface Material (cont):

Veneer	
Cherry	
BRL Barley	EAR Earthy
BBM Bourbon Medium	HRV Harvest
BRG Brighton Medium	LGC Legacy
CLL Collectors	PRL Praline
CLA Classic	SAF Saffron
Maple	
ALM Ale Medium	FLX Flax
BUT Butterscotch	VEN Venetian
CIN Cinnamon	
Walnut - upcharge applies	
AUB Auburn	SIE Sienna
ESP Espresso	TOF Toffee
MCH Mocha	TRF Truffle
NTO Night Owl	
White Oak - upcharge applies	
ACR Acorn	POR Porter
BUF Buff	RYE Rye
BUR Burlap	SAD Saddle
CHE Chestnut	WWO Whitewash
INK Inkwell	

Specifications

- chair frame is puzzle jointed plywood construction
- back has a 3 ¾" tapered multi-density high resilience polyurethane foam
- arm has 3" multi-density polyurethane foam
- seat has synthetic sheet webbing and 5" multi-density high resilience polyurethane foam
- solid hardwood exterior frame
- mortise and tenon construction with corner blocks, glue and screws
- standard with rubber cushion adjustable metal leveling glides
- railroad upholstery on screens
- privacy wing and hood requires field installation
- false welt detail around the perimeter of surround
- linking brackets included

3 See a selection of graded in fabric manufacturers and patterns on pages 20-28. Contact Customer Service for additional fabric options.

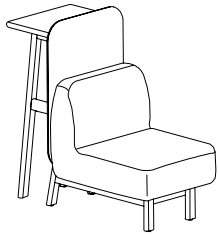
Description

① Model

Specifications

List Price Per Grade

Single Seat with Privacy Screen and Stand-Up Surface



CVM3425-44-S


- maple legs standard
- walnut or white oak legs and surface available, specify and add \$455 list
- seat and screen ship assembled - shelf ships separately
- specify upholstery on seat separately from upholstery on screen
- stand-up surface available in veneer with bullnose or laminate with pvc edge
- power available in stand-up surface, specify and add \$288 list, indicate color

Dimensions	D	W	H
Overall	48 ¾	25	44
Seat	20	25	17 ¾
Upholstery		Shipping	
COM Ydg	4 ½	Ctn Wt	146
COL Sq Ft	61	Cu Ft	31

*screen available in fabric only, no leather

COM	\$3,238
A	\$3,280
B	\$3,364
COL/C	\$3,509
D	\$3,697
E	\$3,885
F	\$4,176
G	\$4,488
H	\$4,822
I	\$5,342
J	\$5,968
L1	\$4,717
L2	\$5,134

Two Seat with Privacy Screen and Stand-Up Surface



CVM3450-44-S


- maple legs standard
- walnut or white oak legs and surface available, specify and add \$549 list
- seat and screen ship assembled - shelf ships separately
- specify upholstery on seat separately from upholstery on screen
- stand-up surface is 42" high off floor and 14 ½" deep
- stand-up surface available in veneer with bullnose or laminate with pvc edge
- power available in stand-up surface, specify and add \$288 list, indicate color

Dimensions	D	W	H
Overall	48 ¾	50	44
Seat	20	50	17 ¾
Upholstery		Shipping	
COM Ydg	7	Ctn Wt	201
COL Sq Ft	99	Cu Ft	59

*screen available in fabric only, no leather

COM	\$4,198
A	\$4,264
B	\$4,394
COL/C	\$4,620
D	\$4,912
E	\$5,204
F	\$5,657
G	\$6,143
H	\$6,662
I	\$7,471
J	\$8,443
L1	\$6,499
L2	\$7,147

Single Seat with Arm and Privacy Screen and Stand-Up Surface



left shown

CVM3533-44-R-S

CVM3533-44-L-S

- maple legs standard
- walnut or white oak legs and surface available, specify and add \$476 list
- seat and surround ship assembled - shelf ships separately
- specify upholstery on seat separately from upholstery on screen
- power available in the front of the upholstered chair, specify and add \$288 list, indicate color
- tablet arm available, specify and add \$616 list, indicate finish or laminate
- stand-up surface is 42" high off floor and 14 ½" deep
- stand-up surface available with bullnose or laminate with pvc edge

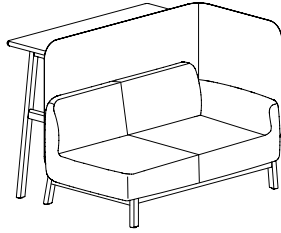
Dimensions	D	W	H
Overall	49 ¾	32 ½	44
Seat	20	23 ½	17 ¾
Arm			25
Upholstery		Shipping	
COM Ydg	7 ¼	Ctn Wt	174
COL Sq Ft	77	Cu Ft	42

*screen available in fabric only, no leather

COM	\$4,090
A	\$4,157
B	\$4,292
COL/C	\$4,526
D	\$4,828
E	\$5,131
F	\$5,600
G	\$6,104
H	\$6,641
I	\$7,479
J	\$8,486
L1	\$6,473
L2	\$7,144

Description

Two Seat with Arm and Privacy Screen and Stand-Up Surface



left shown

Model

CVM3558-44-R-S
CVM3558-44-L-S

- maple legs standard
- walnut or white oak legs and surface available, specify and add \$549 list
- seat and surround ship assembled - shelf ships separately
- specify upholstery on seat separately from upholstery on screen
- power available in the front of the upholstered chair, specify and add \$288 list, indicate color
- tablet arm available, specify and add \$616 list, indicate finish or laminate
- stand-up surface is 42" high off floor and 14½" deep
- stand-up surface available with bullnose or laminate with pvc edge

Specifications

Dimensions	D	W	H
Overall	49 ¾	57 ½	44
Seat	20	48 ½	17 ¾
Arm			25

Upholstery	Shipping	
COM Ydg	10 ¼	Ctn Wt 241
COL Sq Ft	110	Cu Ft 68

*screen available in fabric only, no leather

List Price Per Grade

COM	\$5,038
A	\$5,134
B	\$5,324
COL/C	\$5,655
D	\$6,083
E	\$6,510
F	\$7,173
G	\$7,886
H	\$8,644
I	\$9,830
J	\$11,253
L1	\$8,407
L2	\$9,356

To Order, Specify:

- Model Number
- Stand-Up Surface Material
 - Laminate Surface
 - Veneer Surface
 - Cherry Flat Cut (CH1)
 - Maple Flat Cut (MA1)
 - Walnut Flat Cut (WA1)
 - Walnut Flat Cut with Walnut Wood Rim (WW1)
 - White Oak with White Oak Rim(WO)
- Leg
 - Maple
 - Paint
 - Walnut
 - White Oak
- Fabric Selection - vendor, pattern and color
- Optional Tablet Arm; Laminate (L) or Veneer (V)
- Optional Seating Power Unit
- Optional Shelf Power Unit

Stand Up Surface Material:

Laminate

AGA Aged Ash	GRH Graphite
ALB Alabaster	HGL High Line
ALL Ale Light	OAT Oatmeal Cookie
BLO Blonde Echo	PIN Pinnacle Walnut
BOL Bourbon Light	SHD Shadow
BZW Brazilwood	SLG Slate Grey
BBL Bridal Blanco	STU Studio Teak
BRG Brighton Light	VIN Vintage
CLL Collectors	WLH Walnut Heights
DWH Designer White	WEA Weathered Ash
FLO Florence Walnut	

Veneer

Cherry

BRL Barley	EAR Earthy
BBM Bourbon Medium	HRV Harvest
BRG Brighton Medium	LGC Legacy
CLL Collectors	PRL Praline
CLA Classic	SAF Saffron

Veneer (continued)

Maple

ALM Ale Medium	FLX Flax
BUT Butterscotch	VEN Venetian
CIN Cinnamon	

Walnut - upcharge applies

AUB Auburn	SIE Sienna
ESP Espresso	TOF Toffee
MCH Mocha	TRF Truffle
NTO Night Owl	

White Oak - upcharge applies

ACR Acorn	POR Porter
BUF Buff	RYE Rye
BUR Burlap	SAD Saddle
CHE Chestnut	WWO Whitewash
INK Inkwell	

Wood Finish Options:

Maple

CAG Aged Ash Coordinate	CFO Fossil Coordinate
CAL Ale Light Coordinate	CGR Graphite Coordinate
ALM Ale Medium	HRV Harvest
AUB Auburn	CHL High Line Coordinate
BRL Barley	CKC Khaki Coordinate
CBE Blonde Echo Coordinate	LGC Legacy
CBO Bourbon Light Coordinate	MCH Mocha
BBM Bourbon Medium	NTO Night Owl
CBZ Brazilwood Coordinate	COA Oatmeal Cookie Coordinate
CBG Brighton Light Coordinate	CPI Pinnacle Walnut Coordinate
BRM Brighton Medium	PRL Praline
BUT Butterscotch	SAF Saffron
CIN Cinnamon	SIE Sienna
CLA Classic	CST Studio Teak Coordinate
CCF Coffee Coordinate	TOF Toffee
CLL Collectors	TRF Truffle
CCR Cremello Coordinate	VEN Venetian
EAR Earthy	CVI Vintage Coordinate
ESP Espresso	CWH Walnut Heights Coordinate
FLX Flax	CWE Weathered Ash Coordinate
CFL Florence Walnut Coordinate	

Paint Color - Add \$38 list per item

BKD Backdrop	GRV Greek Villa
BFX Black Fox	NET Network Gray
BWH Bright White	NWH Nonchalant White
CGP Cargo Pants	STM Storm
CHT Chatroom	TRC Tricorn Black
FRR French Roast	

Walnut - upcharge applies

AUB Auburn	SIE Sienna
ESP Espresso	TOF Toffee
MCH Mocha	TRF Truffle
NTO Night Owl	

White Oak - upcharge applies

ACR Acorn	POR Porter
BUF Buff	RYE Rye
BUR Burlap	SAD Saddle
CHE Chestnut	WWO Whitewash
INK Inkwell	

- See a selection of graded in fabric manufacturers and patterns on pages 20-28. Contact Customer Service for additional fabric options.

Specifications

- chair frame is puzzle jointed plywood construction
- back has a 3 ¾" tapered multi-density high resilience polyurethane foam
- arm has 3" multi-density polyurethane foam
- seat has synthetic sheet webbing and 5" multi-density high resilience polyurethane foam
- solid hardwood exterior frame
- mortise and tenon construction with corner blocks, glue and screws
- standard with rubber cushion adjustable metal leveling glides
- surrounds produced from molded plywood construction
- railroad upholstery on screens
- false welt detail around perimeter of surround
- linking brackets included
- stand-up surface is field installed
- 1 ¾" thick worksurface with a bullnosed internal wood rim or pvc edge


Description

① Model

Specifications

List Price Per Grade

45° Curved Seat with Privacy Screen and Stand-Up Surface



CVM4536-44-S

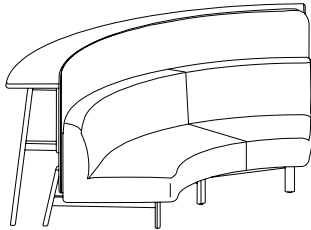
- maple legs standard
- walnut or white oak legs and surface available, specify and add \$554 list
- seat and screen ship assembled - shelf ships separately
- specify upholstery on seat separately from upholstery on screen
- stand-up surface is 42" high off floor and 14 1/2" deep
- stand-up surface available in veneer with bullnose or laminate with pvc edge
- power available in stand-up surface, specify and add \$288 list, indicate color

Dimensions	D	W	H
Overall	48 1/2	52 1/2	44
Seat	20	-	17 3/4
Upholstery		Shipping	
COM Ydg	8	Ctn Wt	196
COL Sq Ft	99	Cu Ft	62

*screen available in fabric only, no leather

COM	\$4,609
A	\$4,684
B	\$4,831
COL/C	\$5,091
D	\$5,424
E	\$5,758
F	\$6,276
G	\$6,831
H	\$7,423
I	\$8,349
J	\$9,460
L1	\$7,238
L2	\$7,978

90° Curved Seat with Privacy Screen and Stand-Up Surface



CVM9036-44-S

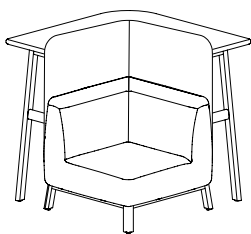
- maple legs standard
- walnut or white oak legs and surface available, specify and add \$952 list
- seat and screen ship assembled - shelf ships separately
- specify upholstery on seat separately from upholstery on screen
- stand-up surface is 42" high off floor and 14 1/2" deep
- stand-up surface available in veneer with bullnose or laminate with pvc edge
- power available in stand-up surface, specify and add \$575 list, indicate color

Dimensions	D	W	H
Overall	48 1/2	96 1/4	44
Seat	20	-	17 3/4
Upholstery		Shipping	
COM Ydg	13 3/4	Ctn Wt	319
COL Sq Ft	204	Cu Ft	145

*screen available in fabric only, no leather

COM	\$7,843
A	\$7,972
B	\$8,226
COL/C	\$8,672
D	\$9,244
E	\$9,817
F	\$10,708
G	\$11,662
H	\$12,681
I	\$14,271
J	\$16,181
L1	\$12,363
L2	\$13,635

Corner Seat with Privacy Screen and Stand-Up Surface



CVM3434-44-C-S

- maple legs standard
- walnut or white oak legs and surface available, specify and add \$719 list
- seat and surround ship assembled - shelf ships separately
- specify upholstery on seat separately from upholstery on screen
- stand-up surface is 42" high off floor and 14 1/2" deep
- stand-up surface available in veneer with bullnose or laminate with pvc edge
- power available in stand-up surface, specify and add \$575 list, indicate color
- fabric on seat of unit runs diagonal

Dimensions	D	W	H
Overall	34 1/4	34 1/4	44
Seat	20	20	17 3/4
Arm			-
Upholstery		Shipping	
COM Ydg	7 1/2	Ctn Wt	205
COL Sq Ft	83	Cu Ft	45

*screen available in fabric only, no leather

COM	\$4,482
A	\$4,553
B	\$4,691
COL/C	\$4,935
D	\$5,247
E	\$5,559
F	\$6,045
G	\$6,566
H	\$7,121
I	\$7,989
J	\$9,030
L1	\$6,948
L2	\$7,642

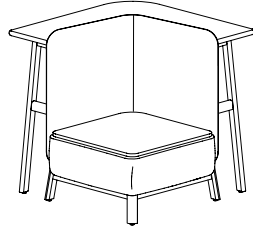
Description

1 Model

Specifications

List Price Per Grade

Corner Table with Privacy Screen and Stand-Up Surface



CVT3434-44-C-S

- maple legs standard
- walnut or white oak legs and surface available, specify and add \$719 list
- seat and surround ship assembled - shelf ships separately
- specify upholstery on seat separately from upholstery on screen
- stand-up surface is 42" high off floor and 14½" deep
- stand-up surface available in veneer with bullnose or laminate with pvc edge
- power available in stand-up surface, specify and add \$575 list, indicate color
- table surface available in veneer or laminate with 1 mm band

Dimensions	D	W	H
Overall	34 ¼	34 ¼	44
Upholstery		Shipping	
COM Ydg	5 ¾	Ctn Wt	203
COL Sq Ft	44	Cu Ft	45

*screen available in fabric only, no leather

COM	\$3,773
A	\$3,827
B	\$3,934
COL/C	\$4,120
D	\$4,360
E	\$4,599
F	\$4,972
G	\$5,370
H	\$5,797
I	\$6,461
J	\$7,260
L1	\$5,664
L2	\$6,195

To Order, Specify:

- 1 Model Number
- 2 Stand-Up Surface Material
 - a.) Laminate Surface
 - b.) Veneer Surface
 - 1.) Cherry Flat Cut (CH1)
 - 2.) Maple Flat Cut (MA1)
 - 3.) Walnut Flat Cut (WA1)
 - 4.) Walnut Flat Cut with Walnut Wood Rim (WW1)
 - 5.) White Oak with White Oak Rim(WO)
- 3 Leg
 - a.) Maple
 - b.) Paint
 - c.) Walnut
 - d.) White Oak
- 4 Fabric Selection - vendor, pattern and color
- 5 Optional Tablet Arm; Laminate (L) or Veneer (V)
- 6 Optional Seating Power Unit
- 7 Optional Shelf Power Unit

2 Stand Up Surface Material:

Laminate

AGA Aged Ash	GRH Graphite
ALB Alabaster	HGL High Line
ALL Ale Light	OAT Oatmeal Cookie
BLO Blonde Echo	PIN Pinnacle Walnut
BOL Bourbon Light	SHD Shadow
BZW Brazilwood	SLG Slate Grey
BBL Bridal Blanco	STU Studio Teak
BRG Brighton Light	VIN Vintage
CLL Collectors	WLH Walnut Heights
DWH Designer White	WEA Weathered Ash
FLO Florence Walnut	

Veneer

Cherry

BRL Barley	EAR Earthy
BBM Bourbon Medium	HRV Harvest
BRG Brighton Medium	LGC Legacy
CLL Collectors	PRL Praline
CLA Classic	SAF Saffron

Veneer (continued)

Maple

ALM Ale Medium	FLX Flax
BUT Butterscotch	VEN Venetian
CIN Cinnamon	

Walnut - upcharge applies

AUB Auburn	SIE Sienna
ESP Espresso	TOF Toffee
MCH Mocha	TRF Truffle
NTO Night Owl	

White Oak - upcharge applies

ACR Acorn	POR Porter
BUF Buff	RYE Rye
BUR Burlap	SAD Saddle
CHE Chestnut	WWO Whitewash
INK Inkwell	

3 Wood Finish Options:

Maple

CAG Aged Ash Coordinate	CFO Fossil Coordinate
CAL Ale Light Coordinate	CGR Graphite Coordinate
ALM Ale Medium	HRV Harvest
AUB Auburn	CHL High Line Coordinate
BRL Barley	CKC Khaki Coordinate
CBE Blonde Echo Coordinate	LGC Legacy
CBO Bourbon Light Coordinate	MCH Mocha
BBM Bourbon Medium	NTO Night Owl
CBZ Brazilwood Coordinate	COA Oatmeal Cookie Coordinate
CBG Brighton Light Coordinate	CPI Pinnacle Walnut Coordinate
BRM Brighton Medium	PRL Praline
BUT Butterscotch	SAF Saffron
CIN Cinnamon	SIE Sienna
CLA Classic	CST Studio Teak Coordinate
CCF Coffee Coordinate	TOF Toffee
CLL Collectors	TRF Truffle
CCR Cremello Coordinate	VEN Venetian
EAR Earthy	CVI Vintage Coordinate
ESP Espresso	CWH Walnut Heights Coordinate
FLX Flax	CWE Weathered Ash Coordinate
CFL Florence Walnut Coordinate	

Paint Color - Add \$38 list per item

BKD Backdrop	GRV Greek Villa
BFX Black Fox	NET Network Gray
BWH Bright White	NWH Nonchalant White
CGP Cargo Pants	STM Storm
CHT Chatroom	TRC Tricorn Black
FRR French Roast	

Walnut - upcharge applies

AUB Auburn	SIE Sienna
ESP Espresso	TOF Toffee
MCH Mocha	TRF Truffle
NTO Night Owl	


White Oak - upcharge applies

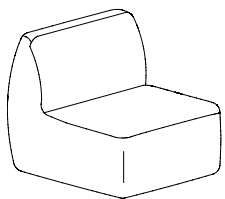
ACR Acorn	POR Porter
BUF Buff	RYE Rye
BUR Burlap	SAD Saddle
CHE Chestnut	WWO Whitewash
INK Inkwell	

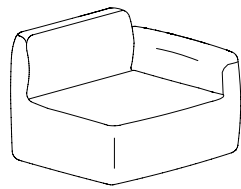
- 4 See a selection of graded in fabric manufacturers and patterns on pages 20-28. Contact Customer Service for additional fabric options.

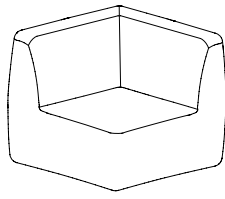
Specifications

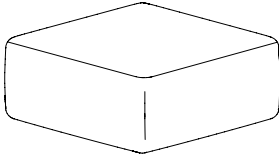
- chair frame is puzzle jointed plywood construction
- back has a 3 ¾" tapered multi-density high resilience polyurethane foam
- arm has 3" multi-density polyurethane foam
- seat has synthetic sheet webbing and 5" multi-density high resilience polyurethane foam
- solid hardwood exterior frame
- mortise and tenon construction with corner blocks, glue and screws
- standard with rubber cushion adjustable metal leveling glides
- surrounds produced from molded plywood construction
- railroad upholstery on screens
- false welt detail around perimeter of surround
- linking brackets included
- stand-up surface is field installed
- 1 ¾" thick worksurface with a bullnosed internal wood rim or pvc edge

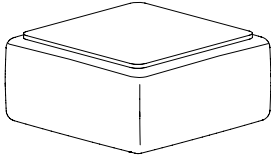
Description	① Model	Specifications	List Price Per Grade																												
Single Seat Club Chair 	CVS3444-31 · tablet arm available, specify and add \$616 list, indicate right or left as seated and finish · power available in the side of the upholstered chair, specify and add \$288 list, indicate right or left as seated and color	<table border="1"> <thead> <tr> <th>Dimensions</th> <th>D</th> <th>W</th> <th>H</th> </tr> </thead> <tbody> <tr> <td>Overall</td> <td>34 ¼</td> <td>44</td> <td>30 ½</td> </tr> <tr> <td>Seat</td> <td>21</td> <td>24</td> <td>17 ¾</td> </tr> <tr> <td>Arm</td> <td></td> <td></td> <td>25</td> </tr> <tr> <th colspan="2">Upholstery</th> <th colspan="2">Shipping</th> </tr> <tr> <td>COM Ydg</td> <td>6</td> <td>Ctn Wt</td> <td>113</td> </tr> <tr> <td>COL Sq Ft</td> <td>144</td> <td>Cu Ft</td> <td>30</td> </tr> </tbody> </table>	Dimensions	D	W	H	Overall	34 ¼	44	30 ½	Seat	21	24	17 ¾	Arm			25	Upholstery		Shipping		COM Ydg	6	Ctn Wt	113	COL Sq Ft	144	Cu Ft	30	COM \$2,269 A \$2,325 B \$2,436 COL/C \$2,631 D \$2,881 E \$3,131 F \$3,519 G \$3,936 H \$4,380 I \$5,074 J \$5,907 L1 \$4,686 L2 \$5,351
		Dimensions	D	W	H																										
Overall	34 ¼	44	30 ½																												
Seat	21	24	17 ¾																												
Arm			25																												
Upholstery		Shipping																													
COM Ydg	6	Ctn Wt	113																												
COL Sq Ft	144	Cu Ft	30																												

Single Seat Armless 	CVS3431-31 · power available in the side of the upholstered chair, specify and add \$288 list, indicate right or left as seated and color	<table border="1"> <thead> <tr> <th>Dimensions</th> <th>D</th> <th>W</th> <th>H</th> </tr> </thead> <tbody> <tr> <td>Overall</td> <td>34 ¼</td> <td>30 ½</td> <td>30 ½</td> </tr> <tr> <td>Seat</td> <td>21</td> <td>30 ½</td> <td>17 ¾</td> </tr> <tr> <td>Arm</td> <td></td> <td></td> <td>-</td> </tr> <tr> <th colspan="2">Upholstery</th> <th colspan="2">Shipping</th> </tr> <tr> <td>COM Ydg</td> <td>4 ½</td> <td>Ctn Wt</td> <td>91</td> </tr> <tr> <td>COL Sq Ft</td> <td>108</td> <td>Cu Ft</td> <td>22</td> </tr> </tbody> </table>	Dimensions	D	W	H	Overall	34 ¼	30 ½	30 ½	Seat	21	30 ½	17 ¾	Arm			-	Upholstery		Shipping		COM Ydg	4 ½	Ctn Wt	91	COL Sq Ft	108	Cu Ft	22	COM \$1,690 A \$1,732 B \$1,815 COL/C \$1,961 D \$2,148 E \$2,336 F \$2,627 G \$2,940 H \$3,273 I \$3,793 J \$4,419 L1 \$3,502 L2 \$4,002
		Dimensions	D	W	H																										
Overall	34 ¼	30 ½	30 ½																												
Seat	21	30 ½	17 ¾																												
Arm			-																												
Upholstery		Shipping																													
COM Ydg	4 ½	Ctn Wt	91																												
COL Sq Ft	108	Cu Ft	22																												

Single Seat with Arm  left shown	CVS3441-31-R CVS3441-31-L · tablet arm available, specify and add \$616, indicate finish or laminate · power available in the front of the upholstered chair, specify and add \$288 list, indicate color	<table border="1"> <thead> <tr> <th>Dimensions</th> <th>D</th> <th>W</th> <th>H</th> </tr> </thead> <tbody> <tr> <td>Overall</td> <td>34 ¼</td> <td>41</td> <td>30 ½</td> </tr> <tr> <td>Seat</td> <td>21</td> <td>29</td> <td>17 ¾</td> </tr> <tr> <td>Arm</td> <td></td> <td></td> <td>25</td> </tr> <tr> <th colspan="2">Upholstery</th> <th colspan="2">Shipping</th> </tr> <tr> <td>COM Ydg</td> <td>5</td> <td>Ctn Wt</td> <td>94</td> </tr> <tr> <td>COL Sq Ft</td> <td>120</td> <td>Cu Ft</td> <td>29</td> </tr> </tbody> </table>	Dimensions	D	W	H	Overall	34 ¼	41	30 ½	Seat	21	29	17 ¾	Arm			25	Upholstery		Shipping		COM Ydg	5	Ctn Wt	94	COL Sq Ft	120	Cu Ft	29	COM \$2,057 A \$2,104 B \$2,196 COL/C \$2,358 D \$2,566 E \$2,775 F \$3,099 G \$3,446 H \$3,816 I \$4,395 J \$5,089 L1 \$4,071 L2 \$4,626
		Dimensions	D	W	H																										
Overall	34 ¼	41	30 ½																												
Seat	21	29	17 ¾																												
Arm			25																												
Upholstery		Shipping																													
COM Ydg	5	Ctn Wt	94																												
COL Sq Ft	120	Cu Ft	29																												

Corner Seat 	CVS3434-31-C · power available in the sides, specify right or left as seated, along with color and add \$288 list · fabric on seat of unit runs diagonal	<table border="1"> <thead> <tr> <th>Dimensions</th> <th>D</th> <th>W</th> <th>H</th> </tr> </thead> <tbody> <tr> <td>Overall</td> <td>34 ¼</td> <td>34 ¼</td> <td>30 ½</td> </tr> <tr> <td>Seat</td> <td>21</td> <td>21</td> <td>17 ¾</td> </tr> <tr> <td>Arm</td> <td></td> <td></td> <td>-</td> </tr> <tr> <th colspan="2">Upholstery</th> <th colspan="2">Shipping</th> </tr> <tr> <td>COM Ydg</td> <td>5 ¼</td> <td>Ctn Wt</td> <td>77</td> </tr> <tr> <td>COL Sq Ft</td> <td>126</td> <td>Cu Ft</td> <td>24</td> </tr> </tbody> </table>	Dimensions	D	W	H	Overall	34 ¼	34 ¼	30 ½	Seat	21	21	17 ¾	Arm			-	Upholstery		Shipping		COM Ydg	5 ¼	Ctn Wt	77	COL Sq Ft	126	Cu Ft	24	COM \$2,050 A \$2,100 B \$2,197 COL/C \$2,367 D \$2,585 E \$2,805 F \$3,144 G \$3,509 H \$3,898 I \$4,505 J \$5,234 L1 \$4,165 L2 \$4,748
		Dimensions	D	W	H																										
Overall	34 ¼	34 ¼	30 ½																												
Seat	21	21	17 ¾																												
Arm			-																												
Upholstery		Shipping																													
COM Ydg	5 ¼	Ctn Wt	77																												
COL Sq Ft	126	Cu Ft	24																												

Description	1 Model	Specifications	List Price Per Grade												
Ottoman 	CV03434-17 · power available in the sides, specify right, left or both, along with color and add \$288 list per unit	<table border="1"> <thead> <tr> <th>Dimensions</th> <th>D</th> <th>W</th> <th>H</th> </tr> </thead> <tbody> <tr> <td>Overall</td> <td>34</td> <td>34</td> <td>17</td> </tr> <tr> <td>Seat</td> <td>34</td> <td>34</td> <td>17 ¾</td> </tr> </tbody> </table>	Dimensions	D	W	H	Overall	34	34	17	Seat	34	34	17 ¾	COM \$1,235 A \$1,268 B \$1,333 COL/C \$1,446 D \$1,591 E \$1,738 F \$1,965 G \$2,208 H \$2,467 I \$2,871 J \$3,358 L1 \$2,644 L2 \$3,034
		Dimensions	D	W	H										
		Overall	34	34	17										
		Seat	34	34	17 ¾										
		<table border="1"> <thead> <tr> <th>Upholstery</th> <th>Shipping</th> </tr> </thead> <tbody> <tr> <td>COM Ydg 3 ½</td> <td>Ctn Wt 68</td> </tr> <tr> <td>COL Sq Ft 84</td> <td>Cu Ft 14</td> </tr> </tbody> </table>	Upholstery	Shipping	COM Ydg 3 ½	Ctn Wt 68	COL Sq Ft 84	Cu Ft 14							
		Upholstery	Shipping												
		COM Ydg 3 ½	Ctn Wt 68												
		COL Sq Ft 84	Cu Ft 14												

Description	1 Model	Specifications	List Price Per Grade								
Table 	CVT3434-17 · power available in surface, specify and add \$288 list, indicate color · surface available veneer or laminate	<table border="1"> <thead> <tr> <th>Dimensions</th> <th>D</th> <th>W</th> <th>H</th> </tr> </thead> <tbody> <tr> <td>Overall</td> <td>34</td> <td>34</td> <td>17</td> </tr> </tbody> </table>	Dimensions	D	W	H	Overall	34	34	17	COM \$1,289 A \$1,313 B \$1,358 COL/C \$1,440 D \$1,544 E \$1,648 F \$1,810 G \$1,984 H \$2,169 I \$2,458 J \$2,805 L1 \$2,203 L2 \$2,458
		Dimensions	D	W	H						
		Overall	34	34	17						
		<table border="1"> <thead> <tr> <th>Upholstery</th> <th>Shipping</th> </tr> </thead> <tbody> <tr> <td>COM Ydg 2 ½</td> <td>Ctn Wt 93</td> </tr> <tr> <td>COL Sq Ft 55</td> <td>Cu Ft 14</td> </tr> </tbody> </table>	Upholstery	Shipping	COM Ydg 2 ½	Ctn Wt 93	COL Sq Ft 55	Cu Ft 14			
		Upholstery	Shipping								
		COM Ydg 2 ½	Ctn Wt 93								
		COL Sq Ft 55	Cu Ft 14								

To Order, Specify:

- 1 Model Number
- 2 Table Surface Material
 - a.) Laminate
 - b.) Cherry Flat Cut Veneer
 - c.) Maple Flat Cut Veneer
 - d.) Walnut Flat Cut Veneer
 - e.) White Oak Veneer
- 3 Finish
 - a.) Maple Finish and Paint Color
 - b.) Walnut Finish
 - c.) White Oak Finish
- 4 Fabric Selection - vendor, pattern and color
- 5 Optional Tablet Arm - Indicate Left (TBL) or Right Arm (TBR) as seated; Laminate (L) or Veneer (V)
- 6 Optional Power Unit - Black (B) or White (W)

2 Laminate Table Top Surface:

Laminate	
AGA Aged Ash	GRH Graphite
ALB Alabaster	HGL High Line
ALL Ale Light	OAT Oatmeal Cookie
BLO Blonde Echo	PIN Pinnacle Walnut
BOL Bourbon Light	SHD Shadow
BZW Brazilwood	SLG Slate Grey
BBL Bridal Blanco	STU Studio Teak
BRG Brighton Light	VIN Vintage
CLL Collectors	WLH Walnut Heights
DWH Designer White	WEA Weathered Ash
FLO Florence Walnut	

2 Veneer Table Top Surface:

Flat Cut		
Cherry	Maple	Walnut
BRL Barley	ALM Ale Medium	AUB Auburn
BBM Bourbon Medium	BUT Butterscotch	ESP Espresso
BRG Brighton Medium	CIN Cinnamon	MCH Mocha
CLL Collectors	FLX Flax	NTO Night Owl
CLA Classic	VEN Venetian	SIE Sienna
EAR Earthy		TOF Toffee
HRV Harvest		TRF Truffle
LGC Legacy		
PRL Praline		
SAF Saffron		

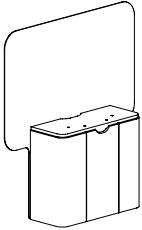
White Oak

ACR Acom
BUF Buff
BUR Burlap
CHE Chestnut
INK Inkwell
POR Porter
RYE Rye
SAD Saddle
WVO Whitewash

Specifications

- chair frame is puzzle jointed plywood construction
- back has a 3 ¾" tapered multi-density high resilience polyurethane foam
- arm has 3" multi-density polyurethane foam
- seat has synthetic sheet webbing and 5" multi-density high resilience polyurethane foam
- plastic foot standard
- linking brackets included

4 See a selection of graded in fabric manufacturers and patterns on pages 20-28. Contact Customer Service for additional fabric options.

Description	① Model	Specifications	List Price Per Grade																														
Media Panel for Runoff Table 	CVP1249-52MEDT · use with runoff table · removable lower panel for wire management access · wire management cutout in surface · TV bracket available, specify and add \$350 list; accomodates up to 32" TV	<table border="1"> <thead> <tr> <th>Dimensions</th> <th>D</th> <th>W</th> <th>H</th> </tr> </thead> <tbody> <tr> <td>Overall</td> <td>12</td> <td>49</td> <td>52</td> </tr> </tbody> </table>	Dimensions	D	W	H	Overall	12	49	52	<table border="1"> <thead> <tr> <th>COM</th> <th>\$1,777</th> </tr> </thead> <tbody> <tr><td>A</td><td>\$1,819</td></tr> <tr><td>B</td><td>\$1,903</td></tr> <tr><td>C</td><td>\$2,048</td></tr> <tr><td>D</td><td>\$2,236</td></tr> <tr><td>E</td><td>\$2,424</td></tr> <tr><td>F</td><td>\$2,715</td></tr> <tr><td>G</td><td>\$3,027</td></tr> <tr><td>H</td><td>\$3,361</td></tr> <tr><td>I</td><td>\$3,881</td></tr> <tr><td>J</td><td>\$4,506</td></tr> </tbody> </table>	COM	\$1,777	A	\$1,819	B	\$1,903	C	\$2,048	D	\$2,236	E	\$2,424	F	\$2,715	G	\$3,027	H	\$3,361	I	\$3,881	J	\$4,506
		Dimensions	D	W	H																												
Overall	12	49	52																														
COM	\$1,777																																
A	\$1,819																																
B	\$1,903																																
C	\$2,048																																
D	\$2,236																																
E	\$2,424																																
F	\$2,715																																
G	\$3,027																																
H	\$3,361																																
I	\$3,881																																
J	\$4,506																																
		<table border="1"> <thead> <tr> <th>Upholstery</th> <th colspan="2">Shipping</th> </tr> </thead> <tbody> <tr> <td>COM Ydg</td> <td>4 ½</td> <td>Ctn Wt 91</td> </tr> <tr> <td></td> <td></td> <td>Cu Ft 22</td> </tr> </tbody> </table>	Upholstery	Shipping		COM Ydg	4 ½	Ctn Wt 91			Cu Ft 22																						
Upholstery	Shipping																																
COM Ydg	4 ½	Ctn Wt 91																															
		Cu Ft 22																															

To Order, Specify:

- ① Model Number
- ② Surface Material
 - a.) Laminate
 - b.) Cherry Flat Cut Veneer
 - c.) Maple Flat Cut Veneer
 - d.) Walnut Flat Cut Veneer
 - e.) White Oak Veneer
- ③ Finish
 - a.) Maple Finish and Paint Color
 - b.) Walnut Finish
 - c.) White Oak Finish
- ④ Fabric Selection - vendor, pattern and color

② Laminate Surface Material:

Laminate			
AGA	Aged Ash	GRH	Graphite
ALB	Alabaster	HGL	High Line
ALL	Ale Light	OAT	Oatmeal Cookie
BLO	Blonde Echo	PIN	Pinnacle Walnut
BOL	Bourbon Light	SHD	Shadow
BZW	Brazilwood	SLG	Slate Grey
BBL	Bridal Blanco	STU	Studio Teak
BRG	Brighton Light	VIN	Vintage
CLL	Collectors	WLH	Walnut Heights
DWH	Designer White	WEA	Weathered Ash
FLO	Florence Walnut		

② Veneer Surface Material:

Flat Cut					
Cherry	Maple	Walnut			
BRL	Barley	ALM	Ale Medium	AUB	Auburn
BBM	Bourbon Medium	BUT	Butterscotch	ESP	Espresso
BRG	Brighton Medium	CIN	Cinnamon	MCH	Mocha
CLL	Collectors	FLX	Flax	NTO	Night Owl
CLA	Classic	VEN	Venetian	SIE	Sienna
EAR	Earthy			TOF	Toffee
HRV	Harvest			TRF	Truffle
LGC	Legacy				
PRL	Praline				
SAF	Saffron				

White Oak

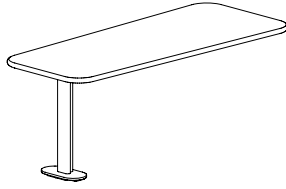
ACR	Acorn
BUF	Buff
BUR	Burlap
CHE	Chestnut
INK	Inkwell
POR	Porter
RYE	Rye
SAD	Saddle
WVO	Whitewash

Specifications

- case frame is puzzle jointed plywood construction
- solid hardwood leg cover
- standard with rubber cushion adjustable metal leveling glides on case
- railroad upholstery on screens (and case so they match unless otherwise specified)
- media unit ships assembled
- neoprene pad beneath table base to "self-level"
- media wall has removable lower panel for wire access
- 1 ¾" thick worksurface with radiused corners and a bullnosed internal wood rim

- ④ See a selection of graded in fabric manufacturers and patterns on pages 20-28. Contact Customer Service for additional fabric options.

Description	D	W	H	CTN WT	CU FT	① Model	List Price
Runoff Table for Media Panel		74	26½	98	20	CV2974-26ROMT	\$1,571
		50	26½	69	14	CV2950-26ROMT	\$1,441



- use with CVP1249-52MEDT
- use two seat lounge with CV2950-26ROMT
- use three seat lounge with CV2974-26ROMT
- maple post standard
- walnut or white oak post and surface available, specify and add \$109 list for CV2950-26ROMT and add \$140 for CV2974-26ROMT
- surface available in veneer with bullnose or laminate with pvc edge
- edge of veneer table surface is maple, unless walnut or white oak legs are specified, then rim is same as leg species and upcharge applies
- edge of laminate table surface is matching pvc
- EC46 power unit available in surface, specify and add \$288 list, indicate color

To Order, Specify:

- ① Model Number
- ② Surface Material
 - a.) Laminate Surface
 - b.) Veneer Surface
 - 1.) Cherry Flat Cut (CH1)
 - 2.) Maple Flat Cut (MA1)
 - 3.) Walnut Flat Cut (WA1)
 - 4.) Walnut Flat Cut with Walnut Wood Rim (WW1)
 - 5.) White Oak with White Oak Rim(WO)
- ③ Leg
 - a.) Maple
 - b.) Paint
 - c.) Walnut
 - d.) White Oak
- ④ Fabric Selection - vendor, pattern and color
- ⑤ Metal Color - Arctic Silver (ASL), Matte Black (MBK), Pewter (PEW) or Soft Nickel (SNK)
- ⑥ Optional Surface Power Unit

② Surface Material:

Laminate

AGA Aged Ash	GRH Graphite
ALB Alabaster	HGL High Line
ALL Ale Light	OAT Oatmeal Cookie
BLO Blonde Echo	PIN Pinnacle Walnut
BOL Bourbon Light	SHD Shadow
BZW Brazilwood	SLG Slate Grey
BBL Bridal Blanco	STU Studio Teak
BRG Brighton Light	VIN Vintage
CLL Collectors	WLH Walnut Heights
DWH Designer White	WEA Weathered Ash
FLO Florence Walnut	

Veneer

Cherry

BRL Barley	EAR Earthy
BBM Bourbon Medium	HRV Harvest
BRG Brighton Medium	LGC Legacy
CLL Collectors	PRL Praline
CLA Classic	SAF Saffron

Veneer (continued)

Maple

ALM Ale Medium	FLX Flax
BUT Butterscotch	VEN Venetian
CIN Cinnamon	

Walnut - upcharge applies

AUB Auburn	SIE Sienna
ESP Espresso	TOF Toffee
MCH Mocha	TRF Truffle
NTO Night Owl	

White Oak - upcharge applies

ACR Acorn	POR Porter
BUF Buff	RYE Rye
BUR Burlap	SAD Saddle
CHE Chestnut	WWO Whitewash
INK Inkwell	

Walnut - upcharge applies

AUB Auburn	SIE Sienna
ESP Espresso	TOF Toffee
MCH Mocha	TRF Truffle
NTO Night Owl	

White Oak - upcharge applies

ACR Acorn	POR Porter
BUF Buff	RYE Rye
BUR Burlap	SAD Saddle
CHE Chestnut	WWO Whitewash
INK Inkwell	

③ Wood Finish Options:

Maple

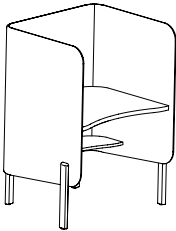
CAG Aged Ash Coordinate	CFO Fossil Coordinate
CAL Ale Light Coordinate	CGR Graphite Coordinate
ALM Ale Medium	HRV Harvest
AUB Auburn	CHL High Line Coordinate
BRL Barley	CKC Khaki Coordinate
CBE Blonde Echo Coordinate	LGC Legacy
CBO Bourbon Light Coordinate	MCH Mocha
BBM Bourbon Medium	NTO Night Owl
CBZ Brazilwood Coordinate	COA Oatmeal Cookie Coordinate
CBG Brighton Light Coordinate	CPI Pinnacle Walnut Coordinate
BRM Brighton Medium	PRL Praline
BUT Butterscotch	SAF Saffron
CIN Cinnamon	SIE Sienna
CLA Classic	CST Studio Teak Coordinate
CCF Coffee Coordinate	TOF Toffee
CLL Collectors	TRF Truffle
CCR Cremello Coordinate	VEN Venetian
EAR Earthy	CVI Vintage Coordinate
ESP Espresso	CWH Walnut Heights Coordinate
FLX Flax	CWE Weathered Ash Coordinate
CFL Florence Walnut Coordinate	

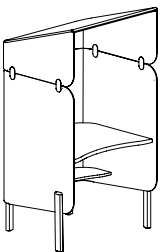
Paint Color - Add \$38 list per item

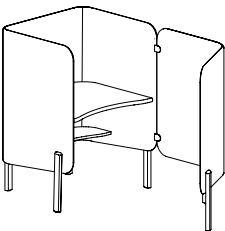
BKD Backdrop	GRV Greek Villa
BFX Black Fox	NET Network Gray
BWH Bright White	NWH Nonchalant White
CGP Cargo Pants	STM Storm
CHT Chatroom	TRC Tricorn Black
FRR French Roast	

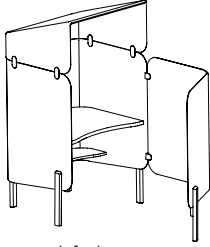
Specifications

- case frame is puzzle jointed plywood construction
- solid hardwood leg cover
- standard with rubber cushion adjustable metal leveling glides on case
- railroad upholstery on screens (and case so they match unless otherwise specified)
- media unit ships assembled
- runoff table requires field assembly and installation
- neoprene pad beneath table base to "self-level"
- media wall has removable lower panel for wire access
- TV bracket available on media wall; recommended TV size 32"
- 2" rectangular column - 14 gauge steel - with solid wood cover on runoff table with integrated oval base with neoprene pads to "self-level"
- 1 3/4" thick worksurface with a bullnosed internal wood rim or pvc edge

Description	① Model	Specifications	List Price Per Grade																																												
Desk Pod 	CVD3439-52 <ul style="list-style-type: none"> · maple legs standard · walnut or white oak legs and surface available, specify and add \$166 list · surface available in veneer with bullnose or laminate with pvc edge · edge of desk veneer table surface is maple, unless walnut or white oak legs are specified, then rim is same as leg species and upcharge applies · edge of laminate table surface is matching pvc · table surface height is 29 1/2" · power available in surface, specify and add \$288 list, indicate color 	<table border="1"> <thead> <tr> <th>Dimensions</th> <th>D</th> <th>W</th> <th>H</th> </tr> </thead> <tbody> <tr> <td>Overall</td> <td>33 1/2</td> <td>39</td> <td>52</td> </tr> </tbody> </table>	Dimensions	D	W	H	Overall	33 1/2	39	52	<table border="1"> <thead> <tr> <th>COM</th> <th>Grade</th> <th>Price</th> </tr> </thead> <tbody> <tr><td>COM</td><td></td><td>\$3,573</td></tr> <tr><td>A</td><td></td><td>\$3,629</td></tr> <tr><td>B</td><td></td><td>\$3,740</td></tr> <tr><td>C</td><td></td><td>\$3,935</td></tr> <tr><td>D</td><td></td><td>\$4,185</td></tr> <tr><td>E</td><td></td><td>\$4,435</td></tr> <tr><td>F</td><td></td><td>\$4,823</td></tr> <tr><td>G</td><td></td><td>\$5,240</td></tr> <tr><td>H</td><td></td><td>\$5,684</td></tr> <tr><td>I</td><td></td><td>\$6,378</td></tr> <tr><td>J</td><td></td><td>\$7,211</td></tr> </tbody> </table>	COM	Grade	Price	COM		\$3,573	A		\$3,629	B		\$3,740	C		\$3,935	D		\$4,185	E		\$4,435	F		\$4,823	G		\$5,240	H		\$5,684	I		\$6,378	J		\$7,211
		Dimensions	D	W	H																																										
Overall	33 1/2	39	52																																												
COM	Grade	Price																																													
COM		\$3,573																																													
A		\$3,629																																													
B		\$3,740																																													
C		\$3,935																																													
D		\$4,185																																													
E		\$4,435																																													
F		\$4,823																																													
G		\$5,240																																													
H		\$5,684																																													
I		\$6,378																																													
J		\$7,211																																													
		<table border="1"> <thead> <tr> <th>Upholstery</th> <th colspan="2">Shipping</th> </tr> </thead> <tbody> <tr> <td>COM Ydg</td> <td>6</td> <td>Ctn Wt 150</td> </tr> <tr> <td></td> <td></td> <td>Cu Ft 49</td> </tr> </tbody> </table>	Upholstery	Shipping		COM Ydg	6	Ctn Wt 150			Cu Ft 49																																				
Upholstery	Shipping																																														
COM Ydg	6	Ctn Wt 150																																													
		Cu Ft 49																																													

Desk Pod with Hood 	CVD3439-72 <ul style="list-style-type: none"> · maple legs standard · walnut or white oak legs and surface available, specify and add \$166 list · desk and surround ships assembled - hood ships separately · surface available in veneer with bullnose or laminate with pvc edge · edge of desk veneer table surface is maple, unless walnut or white oak legs are specified, then rim is same as leg species and upcharge applies · edge of laminate table surface is matching pvc · table surface height is 29 1/2" · power available in surface, specify and add \$288 list, indicate color · optional LED light for hood, specify and add \$887 list 	<table border="1"> <thead> <tr> <th>Dimensions</th> <th>D</th> <th>W</th> <th>H</th> </tr> </thead> <tbody> <tr> <td>Overall</td> <td>33 1/2</td> <td>39</td> <td>72</td> </tr> </tbody> </table>	Dimensions	D	W	H	Overall	33 1/2	39	72	<table border="1"> <thead> <tr> <th>COM</th> <th>Grade</th> <th>Price</th> </tr> </thead> <tbody> <tr><td>COM</td><td></td><td>\$5,057</td></tr> <tr><td>A</td><td></td><td>\$5,165</td></tr> <tr><td>B</td><td></td><td>\$5,378</td></tr> <tr><td>C</td><td></td><td>\$5,750</td></tr> <tr><td>D</td><td></td><td>\$6,229</td></tr> <tr><td>E</td><td></td><td>\$6,708</td></tr> <tr><td>F</td><td></td><td>\$7,453</td></tr> <tr><td>G</td><td></td><td>\$8,252</td></tr> <tr><td>H</td><td></td><td>\$9,103</td></tr> <tr><td>I</td><td></td><td>\$10,433</td></tr> <tr><td>J</td><td></td><td>\$12,031</td></tr> </tbody> </table>	COM	Grade	Price	COM		\$5,057	A		\$5,165	B		\$5,378	C		\$5,750	D		\$6,229	E		\$6,708	F		\$7,453	G		\$8,252	H		\$9,103	I		\$10,433	J		\$12,031
		Dimensions	D	W	H																																										
Overall	33 1/2	39	72																																												
COM	Grade	Price																																													
COM		\$5,057																																													
A		\$5,165																																													
B		\$5,378																																													
C		\$5,750																																													
D		\$6,229																																													
E		\$6,708																																													
F		\$7,453																																													
G		\$8,252																																													
H		\$9,103																																													
I		\$10,433																																													
J		\$12,031																																													
		<table border="1"> <thead> <tr> <th>Upholstery</th> <th colspan="2">Shipping</th> </tr> </thead> <tbody> <tr> <td>COM Ydg</td> <td>11 1/2</td> <td>Ctn Wt 210</td> </tr> <tr> <td></td> <td></td> <td>Cu Ft 67</td> </tr> </tbody> </table>	Upholstery	Shipping		COM Ydg	11 1/2	Ctn Wt 210			Cu Ft 67																																				
Upholstery	Shipping																																														
COM Ydg	11 1/2	Ctn Wt 210																																													
		Cu Ft 67																																													

Desk Pod with Privacy Wing  <p>left shown</p>	CVD7739-52-R CVD7739-52-L <ul style="list-style-type: none"> · maple legs standard · walnut or white oak legs and surface available, specify and add \$228 list · desk and surround ships assembled - wing ships separately · surface available in veneer with bullnose or laminate with pvc edge · edge of desk veneer table surface is maple, unless walnut or white oak legs are specified, then rim is same as leg species and upcharge applies · edge of laminate table surface is matching pvc · table surface height is 29 1/2" · power available in surface, specify and add \$288 list, indicate color 	<table border="1"> <thead> <tr> <th>Dimensions</th> <th>D</th> <th>W</th> <th>H</th> </tr> </thead> <tbody> <tr> <td>Overall</td> <td>76 1/2</td> <td>39</td> <td>52</td> </tr> </tbody> </table>	Dimensions	D	W	H	Overall	76 1/2	39	52	<table border="1"> <thead> <tr> <th>COM</th> <th>Grade</th> <th>Price</th> </tr> </thead> <tbody> <tr><td>COM</td><td></td><td>\$4,690</td></tr> <tr><td>A</td><td></td><td>\$4,779</td></tr> <tr><td>B</td><td></td><td>\$4,955</td></tr> <tr><td>C</td><td></td><td>\$5,263</td></tr> <tr><td>D</td><td></td><td>\$5,658</td></tr> <tr><td>E</td><td></td><td>\$6,054</td></tr> <tr><td>F</td><td></td><td>\$6,669</td></tr> <tr><td>G</td><td></td><td>\$7,329</td></tr> <tr><td>H</td><td></td><td>\$8,032</td></tr> <tr><td>I</td><td></td><td>\$9,132</td></tr> <tr><td>J</td><td></td><td>\$10,450</td></tr> </tbody> </table>	COM	Grade	Price	COM		\$4,690	A		\$4,779	B		\$4,955	C		\$5,263	D		\$5,658	E		\$6,054	F		\$6,669	G		\$7,329	H		\$8,032	I		\$9,132	J		\$10,450
		Dimensions	D	W	H																																										
Overall	76 1/2	39	52																																												
COM	Grade	Price																																													
COM		\$4,690																																													
A		\$4,779																																													
B		\$4,955																																													
C		\$5,263																																													
D		\$5,658																																													
E		\$6,054																																													
F		\$6,669																																													
G		\$7,329																																													
H		\$8,032																																													
I		\$9,132																																													
J		\$10,450																																													
		<table border="1"> <thead> <tr> <th>Upholstery</th> <th colspan="2">Shipping</th> </tr> </thead> <tbody> <tr> <td>COM Ydg</td> <td>9 1/2</td> <td>Ctn Wt 201</td> </tr> <tr> <td></td> <td></td> <td>Cu Ft 76</td> </tr> </tbody> </table>	Upholstery	Shipping		COM Ydg	9 1/2	Ctn Wt 201			Cu Ft 76																																				
Upholstery	Shipping																																														
COM Ydg	9 1/2	Ctn Wt 201																																													
		Cu Ft 76																																													

Description	1 Model	Specifications			List Price Per Grade		
		Dimensions	D	W	H	COM	
Desk Pod with Privacy Wing and Hood	CVD7739-72-R					\$5,941	
	CVD7739-72-L						
 <p>left shown</p>	<ul style="list-style-type: none"> maple legs standard walnut or white oak legs and surface available, specify and add \$228 list desk and surround ships assembled - hood and wing ships separately surface available in veneer with bullnose or laminate with pvc edge edge of desk veneer table surface is maple, unless walnut or white oak legs are specified, then rim is same as leg species and upcharge applies edge of of laminate table surface is matching pvc table surface height is 29 1/2" power available in surface, specify and add \$288 list, indicate color optional LED light for hood, specify and add \$887 list 	Overall	76 1/2	39	72	A	\$6,082
		Upholstery		Shipping		B	\$6,359
		COM Ydg	15	Ctn Wt	261	C	\$6,845
				Cu Ft	94	D	\$7,470
				E	\$8,094		
				F	\$9,066		
				G	\$10,107		
				H	\$11,218		
				I	\$12,954		
				J	\$15,036		

To Order, Specify:

- 1 Model Number
- 2 Surface Material
 - a.) Laminate Surface
 - b.) Veneer Surface
 - 1.) Cherry Flat Cut (CH1)
 - 2.) Maple Flat Cut (MA1)
 - 3.) Walnut Flat Cut (WA1)
 - 4.) Walnut Flat Cut with Walnut Wood Rim (WW1)
 - 5.) White Oak with White Oak Rim(WO)
- 3 Leg
 - a.) Maple
 - b.) Paint
 - c.) Walnut
 - d.) White Oak
- 4 Fabric Selection - vendor, pattern and color
- 5 Metal Color - Arctic Silver (ASL), Matte Black (MBK), Pewter (PEW) or Soft Nickel (SNK)
- 6 Optional Surface Power Unit

2 Surface Material:

Laminate	
AGA Aged Ash	GRH Graphite
ALB Alabaster	HGL High Line
ALL Ale Light	OAT Oatmeal Cookie
BLO Blonde Echo	PIN Pinnacle Walnut
BOL Bourbon Light	SHD Shadow
BZW Brazilwood	SLG Slate Grey
BBL Bridal Blanco	STU Studio Teak
BRG Brighton Light	VIN Vintage
CLL Collectors	WLH Walnut Heights
DWH Designer White	WEA Weathered Ash
FLO Florence Walnut	

Veneer

Cherry	
BRL Barley	EAR Earthy
BBM Bourbon Medium	HRV Harvest
BRG Brighton Medium	LGC Legacy
CLL Collectors	PRL Praline
CLA Classic	SAF Saffron
Maple	
ALM Ale Medium	FLX Flax
BUT Butterscotch	VEN Venetian
CIN Cinnamon	

Walnut - upcharge applies

AUB Auburn	SIE Sienna
ESP Espresso	TOF Toffee
MCH Mocha	TRF Truffle
NTO Night Owl	

White Oak - upcharge applies

ACR Acorn	POR Porter
BUF Buff	RYE Rye
BUR Burlap	SAD Saddle
CHE Chestnut	WWO Whitewash
INK Inkwell	

3 Wood Finish Options:

Maple	
CAG Aged Ash Coordinate	CFO Fossil Coordinate
CAL Ale Light Coordinate	CGR Graphite Coordinate
ALM Ale Medium	HRV Harvest
AUB Auburn	CHL High Line Coordinate
BRL Barley	CKC Khaki Coordinate
CBE Blonde Echo Coordinate	LGC Legacy
CBO Bourbon Light Coordinate	MCH Mocha
BBM Bourbon Medium	NTO Night Owl
CBZ Brazilwood Coordinate	COA Oatmeal Cookie Coordinate
CBG Brighton Light Coordinate	CPI Pinnacle Walnut Coordinate
BRM Brighton Medium	PRL Praline
BUT Butterscotch	SAF Saffron
CIN Cinnamon	SIE Sienna
CLA Classic	CST Studio Teak Coordinate
CCF Coffee Coordinate	TOF Toffee
CLL Collectors	TRF Truffle
CCR Cremello Coordinate	VEN Venetian
EAR Earthy	CVI Vintage Coordinate
ESP Espresso	CWH Walnut Heights Coordinate
FLX Flax	CWE Weathered Ash Coordinate
CFL Florence Walnut Coordinate	

Paint Color - Add \$38 list per item

BKD Backdrop	GRV Greek Villa
BFX Black Fox	NET Network Gray
BWH Bright White	NWH Nonchalant White
CGP Cargo Pants	STM Storm
CHT Chatroom	TRC Tricorn Black
FRR French Roast	

Walnut - upcharge applies

AUB Auburn	SIE Sienna
ESP Espresso	TOF Toffee
MCH Mocha	TRF Truffle
NTO Night Owl	

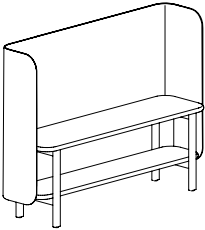
White Oak - upcharge applies

ACR Acorn	POR Porter
BUF Buff	RYE Rye
BUR Burlap	SAD Saddle
CHE Chestnut	WWO Whitewash
INK Inkwell	

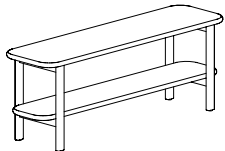
- 4 See a selection of graded in fabric manufacturers and patterns on pages 20-28. Contact Customer Service for additional fabric options.

Specifications

- solid hardwood legs
- standard with rubber cushion adjustable metal leveling glides
- surrounds produced from molded plywood construction
- railroad upholstery on screens
- false welt detail around perimeter of surround
- 1 3/4" thick worksurface with a bullnosed internal wood rim or pvc edge

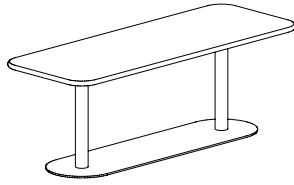
Description	① Model	Specifications			List Price Per Grade	
Media Credenza with Privacy Surround 	CV1864-48MCPS · maple legs standard · walnut or white oak legs and surface available, specify and add \$352 list · surface available in veneer with bullnose or laminate with pvc edge · edge of desk veneer table surface is maple, unless walnut or white oak legs are specified, then rim is same as leg species and upcharge applies · edge of laminate table surface is matching pvc · table surface: 23”h · wire management cutout in surface · lower shelf at 9 ¼ from floor	Dimensions		D	W	H
		Overall	18	64	48	
		Upholstery		Shipping		
		COM Ydg	5 ½	Ctn Wt	180	
				Cu Ft	42	
						COM \$2,922 A \$2,973 B \$3,076 C \$3,253 D \$3,483 E \$3,712 F \$4,068 G \$4,449 H \$4,857 I \$5,494 J \$6,257

Description	D	W	H	CTN WT	CU FT	① Model	List Price
Media Credenza	17	62	23	89	18	CV1762-23MC	\$1,728



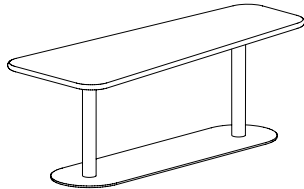
- maple legs standard
- walnut or white oak legs and surface available, specify and add \$352 list
- surface available in veneer with bullnose or laminate with pvc edge
- edge of desk surface is maple, unless walnut or white oak legs are specified, then rim is same as leg species and upcharge applies
- edge of laminate table surface is matching pvc
- lower shelf at 9 ¼ from floor

Description	D	W	H	CTN WT	CU FT	① Model	List Price
Lounge Work Table - Rectangular	27 1/2	74	26 1/2	212	16	CV2974-26LWTR	\$3,493
	27 1/2	50	26 1/2	139	11	CV2950-26LWTR	\$2,413



- surface available in veneer with bullnose or laminate with pvc edge
- walnut or white oak surface available, specify and add \$68 list for CV2950-26LWTV and add \$99 for CV2974-26LWTV
- power available in surface, specify and add \$288 list, indicate color

Description	D	W	H	CTN WT	CU FT	Model	List Price
Lounge Work Table - View	26 narrow end 29 wide end	74	26 1/2	212	16	CV2974-26LWTV	\$3,493
	26 narrow end 29 wide end	50	26 1/2	139	11	CV2950-26LWTV	\$2,413



- surface available in veneer with bullnose or laminate with pvc edge
- walnut or white oak surface available, specify and add \$68 list for CV2950-26LWTV and add \$99 for CV2974-26LWTV
- power available in surface, specify and add \$288 list, indicate color

To Order, Specify:

- ① Model Number
- ② Surface Material
 - a.) Laminate Surface
 - b.) Veneer Surface
 - 1.) Cherry Flat Cut (CH1)
 - 2.) Maple Flat Cut (MA1)
 - 3.) Walnut Flat Cut (WA1)
 - 4.) Walnut Flat Cut with Walnut Wood Rim (WW1)
 - 5.) White Oak with White Oak Rim(WO)
- ③ Leg
 - a.) Maple
 - b.) Paint
 - c.) Walnut
 - d.) White Oak
- ④ Fabric Selection - vendor, pattern and color
- ⑤ Metal Color - Arctic Silver (ASL), Matte Black (MBK), Pewter (PEW) or Soft Nickel (SNK)
- ⑥ Optional Surface Power Unit

② Surface Material:

Laminate

AGA Aged Ash	GRH Graphite
ALB Alabaster	HGL High Line
ALL Ale Light	OAT Oatmeal Cookie
BLO Blonde Echo	PIN Pinnacle Walnut
BOL Bourbon Light	SHD Shadow
BZW Brazilwood	SLG Slate Grey
BBL Bridal Blanco	STU Studio Teak
BRG Brighton Light	VIN Vintage
CLL Collectors	WLH Walnut Heights
DWH Designer White	WEA Weathered Ash
FLO Florence Walnut	

Veneer

Cherry

BRL Barley	EAR Earthy
BBM Bourbon Medium	HRV Harvest
BRG Brighton Medium	LGC Legacy
CLL Collectors	PRL Praline
CLA Classic	SAF Saffron

Maple

ALM Ale Medium	FLX Flax
BUT Butterscotch	VEN Venetian
CIN Cinnamon	

Walnut - upcharge applies

AUB Auburn	SIE Sienna
ESP Espresso	TOF Toffee
MCH Mocha	TRF Truffle
NTO Night Owl	

White Oak - upcharge applies

ACR Acorn	POR Porter
BUF Buff	RYE Rye
BUR Burlap	SAD Saddle
CHE Chestnut	WWO Whitewash
INK Inkwell	

③ Wood Finish Options:

Maple

CAG Aged Ash Coordinate	CFO Fossil Coordinate
CAL Ale Light Coordinate	CGR Graphite Coordinate
ALM Ale Medium	HRV Harvest
AUB Auburn	CHL High Line Coordinate
BRL Barley	CKC Khaki Coordinate
CBE Blonde Echo Coordinate	LGC Legacy
CBO Bourbon Light Coordinate	MCH Mocha
BBM Bourbon Medium	NTO Night Owl
CBZ Brazilwood Coordinate	COA Oatmeal Cookie Coordinate
CBG Brighton Light Coordinate	CPI Pinnacle Walnut Coordinate
BRM Brighton Medium	PRL Praline
BUT Butterscotch	SAF Saffron
CIN Cinnamon	SIE Sienna
CLA Classic	CST Studio Teak Coordinate
CCF Coffee Coordinate	TOF Toffee
CLL Collectors	TRF Truffle
CCR Cremello Coordinate	VEN Venetian
EAR Earthy	CVI Vintage Coordinate
ESP Espresso	CWH Walnut Heights Coordinate
FLX Flax	CWE Weathered Ash Coordinate
CFL Florence Walnut Coordinate	

Paint Color - Add \$38 list per item

BKD Backdrop	GRV Greek Villa
BFX Black Fox	NET Network Gray
BWH Bright White	NWH Nonchalant White
CGP Cargo Pants	STM Storm
CHT Chatroom	TRC Tricorn Black
FRR French Roast	

Walnut - upcharge applies

AUB Auburn	SIE Sienna
ESP Espresso	TOF Toffee
MCH Mocha	TRF Truffle
NTO Night Owl	

White Oak - upcharge applies

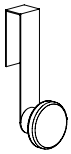
ACR Acorn	POR Porter
BUF Buff	RYE Rye
BUR Burlap	SAD Saddle
CHE Chestnut	WWO Whitewash
INK Inkwell	

- ④ See a selection of graded in fabric manufacturers and patterns on pages 20-28. Contact Customer Service for additional fabric options.

Specifications

- 3" diameter column - 14 guage steel
- 3/8" thick steel base
- neoprene pad beneath the base to "self-level"
- table required field assembly and installation
- 1 3/8" thick worksurface with a bullnosed internal wood rim or pvc edge

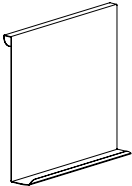
Description	D	W	H	CTN WT	CU FT	① Model	List Price
Coat Hook	3 1/8	2 1/2	7	2	1	CVA0307WS-KNOB	\$205



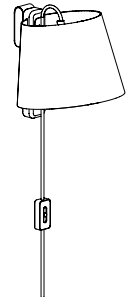
- maple knob standard
- walnut or white oak knob available, specify and add \$22 list
- supported by a metal hook
- maximum weight rating 10 lbs. (evenly distributed load)

Markerboard

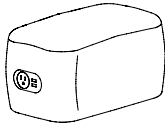
	4	20	19	15	2	CVA-MARKBOARD	\$410
--	---	----	----	----	---	---------------	-------



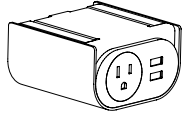
Sconce Light	17 1/2	15	22	9	4	CVA-SCONCE	\$523
--------------	--------	----	----	---	---	------------	-------



- supported by a metal hook
- 15" graphite fabric cord
- cord mounted rocker on/off switch - three prong plug fabric power cord
- on/off switch on cord 32" from light - field assembly required
- maximum 60 watt light bulb, NOT included/LED bulb recommended
- select Maharam Mode Shade Fabric Color
- maple sconce support standard
- walnut or white oak available, specify and add \$22 list

Description	① Model	Specifications			List Price Per Grade	
		Dimensions	D	W		H
Power Bolster 	CVA-BOLSTER · use between modular units · includes fastening hardware to attach to seating in the field · optional power, specify and add \$254 list · simplex receptacle and dual powered USB-A · 102" graphite fabric cord · specify black or white	Overall			COM \$478	
					A \$486	
					B \$500	
					COL/C \$524	
		Upholstery		Shipping		
		COM Ydg	3/4	Ctn Wt	15	D \$555
		COL Sq Ft	16	Cu Ft	1	E \$587
					F \$636	
					G \$687	
					H \$743	
					I \$830	
					J \$934	
					L1 \$725	
					L2 \$795	

Description	D	W	H	CTN WT	CU FT	1 Model	List Price
Under Surface/Side Mount Power	3 7/8	3 5/8	2 1/8	3	1	EC47	\$413



- simplex receptacle and dual powered USB-A
- 108" graphite fabric cord
- specify black or white

To Order, Specify:

- 1 Model Number
 - a.) Maple (M)
 - b.) Walnut (WAL) - upcharge applies
 - c.) White Oak (WOL) - upcharge applies
- 3 Finish
 - a.) Maple Finish and Paint Color
 - b.) Walnut Finish
 - c.) White Oak Finish
- 4 Fabric Selection - vendor, pattern and color
- 5 Lamp Shade - Maharam - Mode

See www.maharam.com/products for color selection

3 Wood Finish Options:

Maple	
CAG	Aged Ash Coordinate
CAL	Ale Light Coordinate
ALM	Ale Medium
AUB	Auburn
BRL	Barley
CBE	Blonde Echo Coordinate
CBO	Bourbon Light Coordinate
BBM	Bourbon Medium
CBZ	Brazilwood Coordinate
CBG	Brighton Light Coordinate
BRM	Brighton Medium
BUT	Butterscotch
CIN	Cinnamon
CLA	Classic
CCF	Coffee Coordinate
CLL	Collectors
CCR	Cremello Coordinate
EAR	Earthy
ESP	Espresso
FLX	Flax
CFL	Florence Walnut Coordinate
CFO	Fossil Coordinate
CGR	Graphite Coordinate
HRV	Harvest
CHL	High Line Coordinate
CKC	Khaki Coordinate
LGC	Legacy
MCH	Mocha
NTO	Night Owl
COA	Oatmeal Cookie Coordinate
CPI	Pinnacle Walnut Coordinate
PRL	Praline
SAF	Saffron
SIE	Sienna
CST	Studio Teak Coordinate
TOF	Toffee
TRF	Truffle
VEN	Venetian
CVI	Vintage Coordinate
CWH	Walnut Heights Coordinate
CWE	Weathered Ash Coordinate

- 4 See a selection of graded in fabric manufacturers and patterns on pages 20-28. Contact Customer Service for additional fabric options.

Cabaret Order Check List:



Specify:

- 1. Model Number
- 2. Wood Species - Maple (M)
- 3. Wood Base Finish
- 4. Fabric Selection - vendor, pattern and color
- 5. Base Selection - wood base standard; specify wood finish
 - A. Black Polyurethane Base - no upcharge
 - B. Black Pneumatic Jury Base - add \$176 list
- 6. Optional Plastic Bumper Guard - add \$21 list

Example:

CR1275 (model #)	M (wood species)	AUB (finish wood base)	MOMENTUM (fabric vendor)	VOX (pattern name)	MYSTIC (pattern color)
----------------------------	----------------------------	----------------------------------	------------------------------------	------------------------------	----------------------------------

1. Model Number

2. Wood Species - Maple (M)

3. Wood Finish Options:

CAG Aged Ash Coordinate	CGR Graphite Coordinate
ALM Ale Medium	HRV Harvest
AUB Auburn	CHL High Line Coordinate
BRL Barley	CKC Khaki Coordinate
CBE Blonde Echo Coordinate	LGC Legacy
BBM Bourbon Medium	MCH Mocha
CBZ Brazilwood Coordinate	NTO Night Owl
BRM Brighton Medium	COA Oatmeal Cookie Coordinate
BUT Butterscotch	CPI Pinnacle Walnut Coordinate
CIN Cinnamon	PRL Praline
CLA Classic	SAF Saffron
CCF Coffee Coordinate	SIE Sienna
CLL Collectors	CST Studio Teak Coordinate
CCR Cremello Coordinate	TOF Toffee
EAR Earthy	TRF Truffle
ESP Espresso	VEN Venetian
FLX Flax	CVI Vintage Coordinate
CFL Florence Walnut Coordinate	CWH Walnut Heights Coordinate
CFO Fossil Coordinate	CWE Weathered Ash Coordinate

4. Fabric Selection - Please supply the following:

- Fabric vendor
- Pattern name
- Pattern color

[For a complete list of JSI Graded-In Fabric click here](#)

When specifying contrasting upholstery, indicate clearly which upholstery is to be applied to the seat, back and arms. Use higher grade pricing.

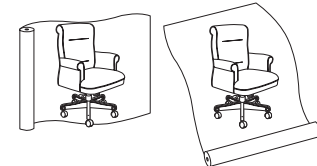
- Indicate direction of fabric - Railroaded or Up the Roll
- Please provide illustration, if available

All COM orders must include the following:

- Vendor's name, pattern name and color
- Sample of the fabric attached to order
- Model numbers of items for fabric application
- Special application instructions (e.g., all stripes will be applied front to back unless specified otherwise)
- Customer and purchase order number

Ship prepaid COM material to:
 JSI
 Attn: COM Department
 201 East Martin Street
 Receiving B, Dock 71
 Orleans, IN 47452

Application of fabric:
 Railroaded Up the Roll



All COM orders will ship at standard lead time from receipt of COM except for orders requiring special custom matched finishes.


5. Base Selection - wood base standard; specify wood finish


- A. Black polyurethane base - no upcharge
- B. Black pneumatic jury base - add \$176 list



Pneumatic lift-
 NOT self-centering -
 Standard
 #

6. Optional Plastic Bumper Guard - add \$21 list

Description	① Model	Specifications				List Price Per Grade	
Executive Swivel 	CR1275 · overall height range is 44 ½ - 48 · seat height range is 20 - 23 · arm height range is 27 ½ - 30 ½	Dimensions		D	W	H	COM \$1,974
		Overall	26	28	48	A \$2,021	
		Seat	19 ½	19	23	B \$2,108	COL/C \$2,265
		Arm	30 ½			D \$2,464	
		Upholstery		Shipping		E \$2,665	
		COM Ydg	4	Ctn Wt	60	F \$2,874	
		COL Sq Ft	72	Cu Ft	19	G \$3,174	H \$3,494
						I \$3,993	J \$4,593
						L1 \$3,234	L2 \$3,555

Description	① Model	Specifications				List Price Per Grade	
Management Swivel 	CR1270 · overall height range is 39 ½ - 43 · seat height range is 20 - 23 · arm height range is 27 ½ - 30 ½	Dimensions		D	W	H	COM \$1,903
		Overall	26	28	43	A \$1,948	
		Seat	19 ½	19	23	B \$2,037	COL/C \$2,193
		Arm	30 ½			D \$2,393	
		Upholstery		Shipping		E \$2,594	
		COM Ydg	4	Ctn Wt	55	F \$2,804	
		COL Sq Ft	72	Cu Ft	19	G \$3,103	H \$3,423
						I \$3,923	J \$4,522
						L1 \$3,163	L2 \$3,482

To Order, Specify:

- ① Model Number
- ② Wood Species - Maple (M)
- ③ Wood Base Finish
- ④ Fabric Selection - vendor, pattern and color
- ⑤ Base Selection - wood base standard; specify wood finish
 - A. Black Polyurethane Base - no upcharge
 - B. Black Pneumatic Jury Base - add \$176 list
- ⑥ Optional Plastic Bumper Guard - add \$21 list

③ Wood Finish/Color Options:

Maple	
CAG Aged Ash Coordinate	CGR Graphite Coordinate
ALM Ale Medium	HRV Harvest
AUB Auburn	CHL High Line Coordinate
BRL Barley	CKC Khaki Coordinate
CBE Blonde Echo Coordinate	LGC Legacy
BBM Bourbon Medium	MCH Mocha
CBZ Brazilwood Coordinate	NTO Night Owl
BRM Brighton Medium	COA Oatmeal Cook Coordinate
BUT Butterscotch	CPI Pinnacle Walnut Coordinate
CIN Cinnamon	PRL Praline
CLA Classic	SAF Saffron
CCF Coffee Coordinate	SIE Sienna
CLL Collectors	CST Studio Teak Coordinate
CCR Cremello Coordinate	TOF Toffee
EAR Earthy	TRF Truffle
ESP Espresso	VEN Venetian
FLX Flux	CVI Vintage Coordinate
CFL Florence Walnut Coordinate	CWH Walnut Heights Coordinate
CFO Fossil Coordinate	CWE Weathered Ash Coordinate

- ④ See a selection of graded in fabric manufacturers and patterns on pages 20-28. Contact Customer Service for additional fabric options.

Specifications

- Wood species - Maple.
- Seat has synthetic sheet webbing and 4" polyurethane foam.
- Back has polypropylene webbing and 2" polyurethane foam and integrated lumbar support.
- Arms have ½" polyurethane foam.
- Swivel models revolve, adjusts for height and tension, have knee-tilt with a non-tilt locking mechanism and wood base with antique brass hood over dual wheel casters.
- Spiral grooved hardwood dowels with corner blocks, glue and screws.

Cabaret Order Check List:



Specify:

- 1. Model Number
- 2. Wood Species - Maple (M)
- 3. Wood Leg Finish
- 4. Fabric Selection - vendor, pattern and color
- 5. Optional Rubber Cushion Nylon Glides - no upcharge

Example:

CR1271 | **M** | **AUB** | **MOMENTUM** | **VOX** | **MYSTIC**
 (model #) | (wood species) | (finish wood legs) | (fabric vendor) | (pattern name) | (pattern color)

1. Model Number

2. Wood Species - Maple (M)

3. Wood Leg Finish Options:

CAG Aged Ash Coordinate	CGR Graphite Coordinate
ALM Ale Medium	HRV Harvest
AUB Auburn	CHL High Line Coordinate
BRL Barley	CKC Khaki Coordinate
CBE Blonde Echo Coordinate	LGC Legacy
BBM Bourbon Medium	MCH Mocha
CBZ Brazilwood Coordinate	NTO Night Owl
BRM Brighton Medium	COA Oatmeal Cookie Coordinate
BUT Butterscotch	CPI Pinnacle Walnut Coordinate
CIN Cinnamon	PRL Praline
CLA Classic	SAF Saffron
CCF Coffee Coordinate	SIE Sienna
CLL Collectors	CST Studio Teak Coordinate
CCR Cremello Coordinate	TOF Toffee
EAR Earthy	TRF Truffle
ESP Espresso	VEN Venetian
FLX Flax	CVI Vintage Coordinate
CFL Florence Walnut Coordinate	CWH Walnut Heights Coordinate
CFO Fossil Coordinate	CWE Weathered Ash Coordinate

All COM orders must include the following:


- Vendor's name, pattern name and color
- Sample of the fabric attached to order
- Model numbers of items for fabric application
- Special application instructions (e.g., all stripes will be applied front to back unless specified otherwise)
- Customer and purchase order number

Ship prepaid COM material to:

JSI
 Attn: COM Department
 201 East Martin Street
 Receiving B, Dock 71
 Orleans, IN 47452

Application of fabric:

Railroaded Up the Roll



All COM orders will ship at standard lead time from receipt of COM except for orders requiring special custom matched finishes.

5. Optional Rubber Cushion Nylon Glides - no upcharge


4. Fabric Selection - Please supply the following:

- Fabric vendor
- Pattern name
- Pattern color

[For a complete list of JSI Graded-In Fabric click here](#)

When specifying contrasting upholstery, indicate clearly which upholstery is to be applied to the seat, back and arms. Use higher grade pricing.

- Indicate direction of fabric - Railroaded or Up the Roll
- Please provide illustration, if available.

Description	Model	Specifications			List Price Per Grade	
Guest Chair 	CR1271	Dimensions	D	W	H	COM \$1,578
		Overall	31	29	38	A \$1,624
		Seat	19 ½	19	19 ½	B \$1,713
		Arm			27	COL/C \$1,868
		Upholstery		Shipping		D \$2,067
		COM Ydg	4	Ctn Wt	40	E \$2,268
		COL Sq Ft	72	Cu Ft	14	F \$2,479
						G \$2,778
						H \$3,097
						I \$3,597
				J \$4,198		
				L1 \$2,838		
				L2 \$3,158		

To Order, Specify:

- ❶ Model Number
- ❷ Wood Species - Maple (M)
- ❸ Wood Base Finish
- ❹ Fabric Selection - vendor, pattern and color
- ❺ Optional Plastic Bumper Guard - add \$21 list

❸ Wood Finish/Color Options:

Maple	
CAG Aged Ash Coordinate	CGR Graphite Coordinate
ALM Ale Medium	HRV Harvest
AUB Auburn	CHL High Line Coordinate
BRL Barley	CKC Khaki Coordinate
CBE Blonde Echo Coordinate	LGC Legacy
BBM Bourbon Medium	MCH Mocha
CBZ Brazilwood Coordinate	NTO Night Owl
BRM Brighton Medium	COA Oatmeal Cook Coordinate
BUT Butterscotch	CPI Pinnacle Walnut Coordinate
CIN Cinnamon	PRL Praline
CLA Classic	SAF Saffron
CCF Coffee Coordinate	SIE Sienna
CLL Collectors	CST Studio Teak Coordinate
CCR Cremello Coordinate	TOF Toffee
EAR Earthy	TRF Truffle
ESP Espresso	VEN Venetian
FLX Flax	CVI Vintage Coordinate
CFL Florence Walnut Coordinate	CWH Walnut Heights Coordinate
CFO Fossil Coordinate	CWE Weathered Ash Coordinate

- ❹ See a selection of graded in fabric manufacturers and patterns on pages 20-28. Contact Customer Service for additional fabric options.

Specifications

- Wood species - Maple.
- Seat has synthetic sheet webbing and 4" polyurethane foam.
- Back has polypropylene webbing and 2" polyurethane foam and integrated lumbar support.
- Arms have ½" polyurethane foam.
- Spiral grooved hardwood dowels with corner blocks, glue and screws.
- Standard with rubber cushion metal glides.

Connect Modular Lounge Order Check List:



Specify:

- 1. Model Number
- 2. Wood Species - Cherry (CH1), Maple (MA1), Walnut (WA1) or Double Cut (DC1)
- 3. Wood Finish
- 4. Laminate Color Selection (Stand up Surface)
- 5. Surface Corners (Stand up Surface) - Square (S), no upcharge or Rounded (R) models with straight or curved backs add \$39 list or models with corner backs add \$76 list
- 6. Fabric Selection
 - A. Seat - Vendor, Pattern and Color
 - B. Back - Vendor, Pattern and Color
 - C. Arm(s) - Vendor, Pattern and Color
 - D. Headrest - Vendor, Pattern and Color
- 7. Metal Leg Color - Black Sandtex (BSX), Pewter (PEW), Soft Nickel (SNK) or Stardust Silver (STS)
- 8. Optional Wood Back Rail - available on any unit with two arms, specify and add \$158 list
- 9. Optional Power Center - Flush Mount (EC22) - Black (B) or White (W); add \$580 list each and indicate left or right arm, end table, center console, linking table or unit with stand up surface
- 10. Arm Cap - Wood (M) or Black 3D Laminate (B3L) on W models.
- 11. Optional Drink Holder (DH):
 - one drink holder available per arm; add \$99 list each and indicate left or right arm
 - end tables, console or linking tables available with two drink holders; add \$195 list
- 12. Optional Tablet Arm - indicate left (TBL) or right arm (TBR); flat cut add \$547 list, double cut add \$571
- 13. Optional Rubber Cushion Nylon Glides - no upcharge
- 14. Product Options

Example:

CTL1304UR (model #)	WA1 (wood species)	ESP (finish)	ALB (stand up surface laminate)	MOMENTUM (fabric vendor)	VOX (pattern name)	MYSTIC (pattern color)	STS (metal leg color)
------------------------	-----------------------	-----------------	---------------------------------------	-----------------------------	-----------------------	---------------------------	--------------------------

1. Model Number

2. Wood Species - Cherry (CH1), Maple (MA1) or Walnut (WA1)

3. Wood Finish Options:

Cherry (CH1)		Maple (MA1)	
BRL	Barley	ALM	Ale Medium
BBM	Bourbon Medium	BUT	Butterscotch
BRM	Brighton Medium	CIN	Cinnamon
CLA	Classic	FLX	Flax
CLL	Collectors*	VEN	Venetian
EAR	Earthy	Walnut (WA1)	
HRV	Harvest*	AUB	Auburn
LGC	Legacy	ESP	Espresso
PRL	Praline*	MCH	Mocha*
SAF	Saffron	NTO	Night Owl*
		SIE	Sienna*
		TOF	Toffee
		TRF	Truffle*

Double Cut (DC1)

COF	Coffee	GRH	Graphite
CRM	Cremello	KHK	Khaki
FOS	Fossil	STU	Studio Teak

*finishes have coordinating laminate top option

4. Laminate Color Selection (Stand up Surface):

AGA	Aged Ash	GRH	Graphite
ALB	Alabaster	HGL	High Line
ALL	Ale Light	OAT	Oatmeal Cookie
BLO	Blonde Echo	PIN	Pinnacle Walnut
BOL	Bourbon Light	SHD	Shadow
BZW	Brazilwood	SLG	Slate Grey
BBL	Bridal Blanco	STU	Studio Teak
BGL	Brighton Light	VIN	Vintage
CLL	Collectors	WLH	Walnut Heights
DWH	Designer White	WEA	Weathered Ash
FLO	Florence Walnut		

5. Surface Corners (Stand up Surface):

- S Square (standard)
- R Rounded, models with straight or curved backs add \$39 list, Models with corner backs add \$76 list

6. Fabric Selection - Please supply the following:

- Fabric vendor
- Pattern name
- Pattern color

[For a complete list of JSI Graded-In Fabric click here](#)

Contrasting Upholstery - Units can be specified with a contrasting upholstery feature. When this feature is desired the unit will be priced based on the higher grade fabric selected for the seat, back, arm(s) and headrest.

Connect Modular Lounge Order Check List (cont.):

When specifying contrasting upholstery, indicate clearly which upholstery to be applied to the seat, back, arms and headrest.



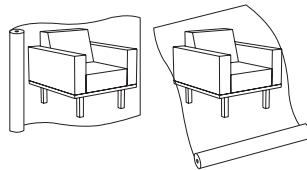
- Indicate direction of fabric - Railroaded or Up the Roll
- Please provide illustration, if available

All COM orders must include the following:

- Vendor's name, pattern name and color
- Sample of the fabric attached to order
- Model numbers of items for fabric application
- Special application instructions (e.g., all stripes will be applied front to back unless specified otherwise)
- Customer and purchase order number

Ship prepaid COM material to:
 JSI
 Attn: COM Department
 201 East Martin Street
 Receiving B, Dock 71
 Orleans, IN 47452

Application of fabric:
 Railroaded Up the Roll



All COM orders will ship at standard lead time from receipt of COM except for orders requiring special custom matched finishes.

6. Metal Leg Color:

Available in Black Sandtex (BSX), Pewter (PEW), Soft Nickel (SNK) or Stardust Silver (STS) powdercoat.

7. Wood Back Rail



For added elegance Connect Low Back units with two arms may be specified with the Wood Back Rail option. The 6" tall wood back rail enhances the back detail as you approach the units from the rear making this a nice feature for "freestanding" applications. This option reduces the back depth by 1 1/8". The back rail will be in the same finish color as the rest of the unit. Specify Wood Back Rail and add \$158 list per unit.

8. Power Center - Flush Mount:

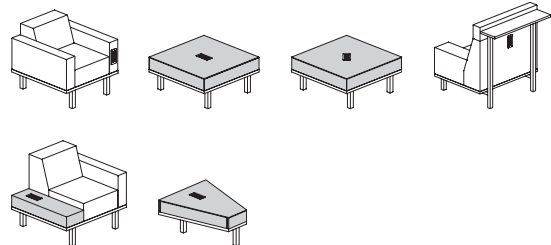


Units with arms, end table, console, linking table or stand up surface can be specified with the Power Center Flush Mount option featuring two waterproof 110 outlets and one dual USB port. Power is connected to the building supply with a 10' long standard three prong cord. Access and storage of excess power cords is provided in the base of the arm or console. Power Center is not available on Corner Seats or Corner Tables.

Power Center (EC22):

- Left or right arm with one Power Center per arm mounted vertically in the front; add \$580 list each, indicate left or right arm (as seated)
- End, console, straight or wedge linking table with one Power Center mounted front to back in top; add \$580 list each
- Single seat unit with a stand up surface and one Power Center located 7 1/4" under the surface and centered in the back; add \$580 list
- Two seat units with a stand up surface and two Power Centers located 7 1/4" under the surface and centered in each back; add \$1,175 list
- Three seat units with a stand up surface and two Power Centers located 7 1/4" under the surface and centered in the back of the left and right backs; add \$1,113 list

NOTE: Power Center color, Black (B) or White (W) must be specified.



Power Center (EC21) - Under Mount:

This accessory item featuring one 110 volt power receptacle and one dual USB port mounts to the underside of units. See page 274 for additional information.



Connect Modular Lounge Order Check List (cont.):

11. Drink Holder



Units with an arm, end table, console or linking table can be specified with the drink holder option. The drink holder features a plastic base with rubber coaster and a metal trim cap.

Drink Holder (DH):

- Left or right arm with **one** drink holder per arm; add \$99 list each and indicate left or right arm as seated)
- End table, console or linking table with **two** drink holders; add \$195 list

NOTE: Metal trim cap color will match the Metal Leg Color. Drink holder cannot be ordered on an arm with a tablet arm.

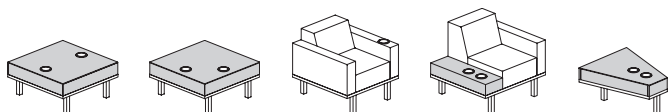
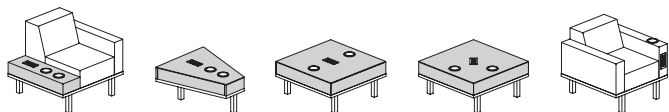


Table Power Center and Drink Holder Standard Locations:



12. Tablet Arm:



- rotating
- 10" x 18" veneer surface
- Specify Tablet Arm option left (TBL) or right (TBR) and add \$547 list for flat cut, \$571 for double cut, for each tablet arm specified

13. Optional Rubber Cushion Nylon Glides - no upcharge

14. Product Options:

Optional Coordinating Wood Grain Laminate Surfaces:

No additional upcharge. Finishes with an asterisk (*) have a coordinating laminate available.

(For wood cap arm, tables or tablet arm)

Special Finish: \$332 list upcharge

Features:


- 20" and 30" seat widths
- four back heights available on units with a 30" seat width
- arm models with a 20" seat width have an arm width of 5"
- arm models with a 30" seat width have an arm width of 10"
- all units have a 1 1/4" wood base platform
- end table, console and linking tables are made of plywood construction with maple veneer surface
- metal legs are 1 3/4" x 1 3/4" x 8 1/4" 16 gauge steel tube with metal leveling glides

Linking Brackets:

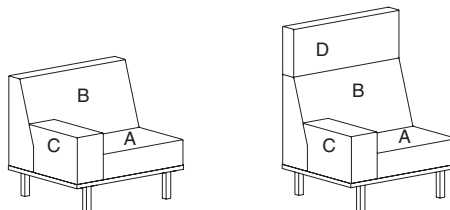


Each unit ships with two sets of link brackets; two latches and two hooks providing quick connection to form limitless configurations.

Contrasting Upholstery:



Units can be specified with a contrasting upholstery feature. When this feature is desired the unit will be priced based on the highest grade fabric selected for the seat, back, arm(s) or headrest. Specify the seat (A), back (B), arm (C) and headrest (D) fabric on your order.



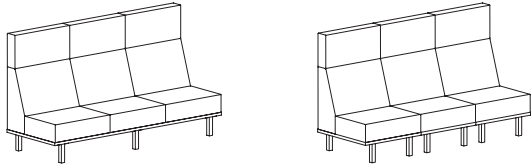
Quickship:

Connect veneer species on the **NOW!** quickship program include Maple and Walnut and are available on select models.

Planning Section:

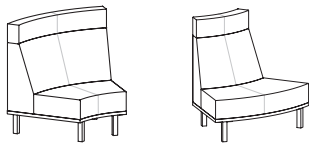
Modularity:

Modularity and versatility allows you to fit Connect into any footprint using large and small scale components or a mix of both. The use of wider and fewer units will diminish the number of legs in a configuration. More units shorter in width will increase the number of legs in a configuration.



Curved Units:

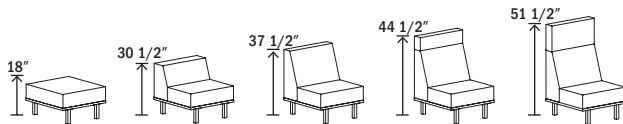
Curved units in varying radius degrees are available to help aid in creating configurations with different twists and turns. Typicals showing each of these units in a semi-circular configuration are shown on pages 212–217.



Back Heights:

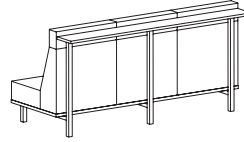
Units with a 20" seat width are available with low back height or bench style.

Units with a 30" seat width are available in bench style or four different back heights; low, mid, high and privacy. 7" and 14" headrest are included on the High and Privacy back respectively.



Complementary Components

Units with a 30" seat width and a high or privacy back are available with a 10"d stand up laminate surface with a coordinating 3mm PVC edge. These surfaces may be used as touch down spaces or to provide tiered type seating.



Laminate Color Selection for Stand Up Surface:

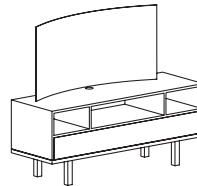
AGA	Aged Ash	GRH	Graphite
ALB	Alabaster	HGL	High Line
ALL	Ale Light	OAT	Oatmeal Cookie
BLO	Blonde Echo	PIN	Pinnacle Walnut
BOL	Bourbon Light	SHD	Shadow
BZW	Brazilwood	SLG	Slate Grey
BBL	Bridal Blanco	STU	Studio Teak
BGL	Brighton Light	VIN	Vintage
CLL	Collectors	WLH	Walnut Heights
DWH	Designer White	WEA	Weathered Ash
FLO	Florence Walnut		

Surface Corners for Stand Up Surface:

Specify Square (S) or Rounded (R) corner and add \$39 for straight models and \$76 on corner models.

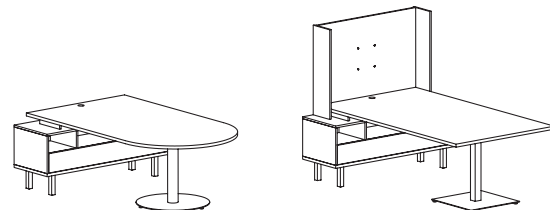
Media Cabinets

¼"d x 50"w x 26"h straight and curved Media Cabinets with and without acrylic screens can be used for presentation and training sessions. 20" deep straight and curved media benches are available to compliment the configuration.



Media Activity Center

For meetings and presentations with an overall footprint of 60" x 72" or 60" x 84", the Media Activity Center is available with either a bullet or rectangular shaped top. These units may also be ordered with or without a back panel. The back panel feature includes a TV mount. For all of your media collaboration needs the DropShare unit can be ordered. DropShare is sold separately, see page 274.



COM Yardage Requirements for Multiple Fabrics

Model	Description	Seat Only COM Ydg	Back Only COM Ydg	Arm Only COM Ydg	Headrest Only COM Ydg
CTC20S1UC	Corner Seat Low Back, Center	1.00	3.00		
CTC20S1UL	Corner Seat Low Back, Left	1.00	3.00		
CTC20S1UR	Corner Seat Low Back, Right	1.00	3.00		
CTC20S2UC	Corner Seat Mid Back, Center	1.00	3.50		
CTC20S2UL	Corner Seat Mid Back, Left	1.00	3.50		
CTC20S2UR	Corner Seat Mid Back, Right	1.00	3.50		
CTC20S3UC	Corner Seat High Back, Center	1.00	3.50		1.75
CTC20S3UL	Corner Seat High Back, Left	1.00	3.50		1.75
CTC20S3UR	Corner Seat High Back, Right	1.00	3.50		1.75
CTC20S4UC	Corner Seat High Back, Center	1.00	3.50		1.75
CTC20S4UL	Corner Seat High Back, Left	1.00	3.50		1.75
CTC20S4UR	Corner Seat High Back, Right	1.00	3.50		1.75
CTC20S5UC	Corner Seat Privacy Back, Center	1.00	3.50		2.50
CTC20S5UL	Corner Seat Privacy Back, Left	1.00	3.50		2.50
CTC20S5UR	Corner Seat Privacy Back, Right	1.00	3.50		2.50
CTC20S6UC	Corner Seat Privacy Back, Center	1.00	3.50		2.50
CTC20S6UL	Corner Seat Privacy Back, Left	1.00	3.50		2.50
CTC20S6UR	Corner Seat Privacy Back, Right	1.00	3.50		2.50
CTC20T2UC	Corner Table Mid Back, Center	1.25	3.50		
CTC20T2UL	Corner Table Mid Back, Left	1.25	3.50		
CTC20T2UR	Corner Table Mid Back, Right	1.25	3.50		
CTC20T2W	Corner Table Mid Back	0.75	3.50		
CTC20T3UC	Corner Table High Back, Center	1.25	3.50		1.75
CTC20T3UL	Corner Table High Back, Left	1.25	3.50		1.75
CTC20T3UR	Corner Table High Back, Right	1.25	3.50		1.75
CTC20T3W	Corner Table High Back	0.75	3.50		1.75
CTC20T4UC	Corner Table High Back, Center	1.25	3.50		1.75
CTC20T4UL	Corner Table High Back, Left	1.25	3.50		1.75
CTC20T4UR	Corner Table High Back, Right	1.25	3.50		1.75
CTC20T4W	Corner Table High Back	0.75	3.50		1.75
CTC20T5UC	Corner Table Privacy Back, Center	1.25	3.50		2.50
CTC20T5UL	Corner Table Privacy Back, Left	1.25	3.50		2.50
CTC20T5UR	Corner Table Privacy Back, Right	1.25	3.50		2.50
CTC20T5W	Corner Table Privacy Back	0.75	3.50		2.50
CTC20T6UC	Corner Table Privacy Back, Center	1.25	3.50		2.50
CTC20T6UL	Corner Table Privacy Back, Left	1.25	3.50		2.50
CTC20T6UR	Corner Table Privacy Back, Right	1.25	3.50		2.50
CTC20T6W	Corner Table Privacy Back	0.75	3.50		2.50
CTI32121	90° Curved Seat Low Back	1.50	4.00		
CTI32122	90° Curved Seat Mid Back	1.50	4.75		
CTI32123	90° Curved Seat High Back	1.50	4.75		1.75
CTI32124	90° Curved Seat High Back	1.50	4.75		1.75
CTI32125	90° Curved Seat Privacy Back	1.50	4.75		2.75
CTI32126	90° Curved Seat Privacy Back	1.50	4.75		2.75
CTI32301	45° Curved Seat Low Back	1.50	2.50		
CTI32302	45° Curved Seat Mid Back	1.50	2.75		
CTI32303	45° Curved Seat High Back	1.50	2.75		1.50
CTI32304	45° Curved Seat High Back	1.50	2.75		1.50
CTI32305	45° Curved Seat Privacy Back	1.50	2.75		2.00
CTI32306	45° Curved Seat Privacy Back	1.50	2.75		2.00
CTI32451	45° Curved Seat Low Back	1.75	3.33		
CTI32452	45° Curved Seat Mid Back	1.75	3.75		
CTI32453	45° Curved Seat High Back	1.75	3.75		1.75
CTI32454	45° Curved Seat High Back	1.75	3.75		1.75
CTI32455	45° Curved Seat Privacy Back	1.75	3.75		2.75
CTI32456	45° Curved Seat Privacy Back	1.75	3.75		2.75
CTL1201	Single Seat Low Back	2.00	1.50		
CTL1201CL	Single Seat Low Back, Left	2.00	1.50		
CTL1201CR	Single Seat Low Back, Right	2.00	1.50		
CTL1201U2	Single Seat Low Back	2.00	1.50	3.00	
CTL1201UL	Single Seat Low Back, Left	2.00	1.50	1.50	
CTL1201ULCR	Single Seat Low Back, Left	2.00	1.50	1.50	
CTL1201UR	Single Seat Low Back, Right	2.00	1.50	1.50	
CTL1201URCL	Single Seat Low Back, Right	2.00	1.50	1.50	
CTL1201W2	Single Seat Low Back	2.00	1.50	3.00	
CTL1201WL	Single Seat Low Back, Left	2.00	1.50	1.50	
CTL1201WLCR	Single Seat Low Back, Left	2.00	1.50	1.50	


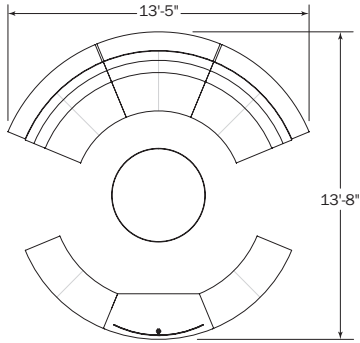
CONNECT

Model	Description	Seat Only COM Ydg	Back Only COM Ydg	Arm Only COM Ydg	Headrest Only COM Ydg
CTL1201WR	Single Seat Low Back, Right	2.00	1.50	1.50	
CTL1201WRCL	Single Seat Low Back, Right	2.00	1.50	1.50	
CTL1301	Single Seat Low Back	2.00	1.50		
CTL1301CL	Single Seat Low Back, Left	2.00	1.50		
CTL1301CR	Single Seat Low Back, Right	2.00	1.50		
CTL1301U2	Single Seat Low Back	2.00	1.50	3.00	
CTL1301UL	Single Seat Low Back, Left	2.00	1.50	1.50	
CTL1301ULCR	Single Seat Low Back, Left	2.00	1.50	1.50	
CTL1301UR	Single Seat Low Back, Right	2.00	1.50	1.50	
CTL1301URCL	Single Seat Low Back, Right	2.00	1.50	1.50	
CTL1301W2	Single Seat Low Back	2.00	1.50	3.00	
CTL1301WL	Single Seat Low Back, Left	2.00	1.50	1.50	
CTL1301WLCR	Single Seat Low Back, Left	2.00	1.50	1.50	
CTL1301WR	Single Seat Low Back, Right	2.00	1.50	1.50	
CTL1301WRCL	Single Seat Low Back, Right	2.00	1.50	1.50	
CTL1302	Single Seat Mid Back	2.00	1.75		
CTL1302UL	Single Seat Mid Back, Left	2.00	1.75	1.50	
CTL1302UR	Single Seat Mid Back, Right	2.00	1.75	1.50	
CTL1302WL	Single Seat Mid Back, Left	2.00	1.75	1.50	
CTL1302WR	Single Seat Mid Back, Right	2.00	1.75	1.50	
CTL1303	Single Seat High Back	2.00	1.75		0.75
CTL1303UL	Single Seat High Back, Left	2.00	1.75	1.50	0.75
CTL1303UR	Single Seat High Back, Right	2.00	1.75	1.50	0.75
CTL1303WL	Single Seat High Back, Left	2.00	1.75	1.50	0.75
CTL1303WR	Single Seat High Back, Right	2.00	1.75	1.50	0.75
CTL1304	Single Seat High Back	2.00	1.75		0.75
CTL1304UL	Single Seat High Back, Left	2.00	1.75	1.50	0.75
CTL1304UR	Single Seat High Back, Right	2.00	1.75	1.50	0.75
CTL1304WL	Single Seat High Back, Left	2.00	1.75	1.50	0.75
CTL1304WR	Single Seat High Back, Right	2.00	1.75	1.50	0.75
CTL1305	Single Seat Privacy Back	2.00	1.75		1.25
CTL1305UL	Single Seat Privacy Back, Left	2.00	1.75	1.50	1.25
CTL1305UR	Single Seat Privacy Back, Right	2.00	1.75	1.50	1.25
CTL1305WL	Single Seat Privacy Back, Left	2.00	1.75	1.50	1.25
CTL1305WR	Single Seat Privacy Back, Right	2.00	1.75	1.50	1.25
CTL1306	Single Seat Privacy Back	2.00	1.75		1.25
CTL1306UL	Single Seat Privacy Back, Left	2.00	1.75	1.50	1.25
CTL1306UR	Single Seat Privacy Back, Right	2.00	1.75	1.50	1.25
CTL1306WL	Single Seat Privacy Back, Left	2.00	1.75	1.50	1.25
CTL1306WR	Single Seat Privacy Back, Right	2.00	1.75	1.50	1.25
CTL2201	Two Seat Low Back	4.00	3.00		
CTL2201U2	Two Seat Low Back	4.00	3.00	3.00	
CTL2201U2CC	Two Seat Low Back	4.00	3.00	3.00	
CTL2201W2	Two Seat Low Back	4.00	3.00	3.00	
CTL2201W2CC	Two Seat Low Back	4.00	3.00	3.00	
CTL2301	Two Seat Low Back	4.00	3.00		
CTL2301U2	Two Seat Low Back	4.00	3.00	3.00	
CTL2301U2CC	Two Seat Low Back	4.00	3.00	3.00	
CTL2301UL	Two Seat Low Back, Left	4.00	3.00	1.50	
CTL2301UR	Two Seat Low Back, Right	4.00	3.00	1.50	
CTL2301W2	Two Seat Low Back	4.00	3.00	3.00	
CTL2301W2CC	Two Seat Low Back	4.00	3.00	3.00	
CTL2301WL	Two Seat Low Back, Left	4.00	3.00	1.50	
CTL2301WR	Two Seat Low Back, Right	4.00	3.00	1.50	
CTL2302	Two Seat Mid Back	4.00	3.50		
CTL2302UL	Two Seat Mid Back, Left	4.00	3.50	1.50	
CTL2302UR	Two Seat Mid Back, Right	4.00	3.50	1.50	
CTL2302WL	Two Seat Mid Back, Left	4.00	3.50	1.50	
CTL2302WR	Two Seat Mid Back, Right	4.00	3.50	1.50	
CTL2303	Two Seat High Back	4.00	3.50		1.50
CTL2303UL	Two Seat High Back, Left	4.00	3.50	1.50	1.50
CTL2303UR	Two Seat High Back, Right	4.00	3.50	1.50	1.50
CTL2303WL	Two Seat High Back, Left	4.00	3.50	1.50	1.50
CTL2303WR	Two Seat High Back, Right	4.00	3.50	1.50	1.50
CTL2304	Two Seat High Back	4.00	3.50		1.50
CTL2304UL	Two Seat High Back, Left	4.00	3.50	1.50	1.50
CTL2304UR	Two Seat High Back, Right	4.00	3.50	1.50	1.50
CTL2304WL	Two Seat High Back, Left	4.00	3.50	1.50	1.50
CTL2304WR	Two Seat High Back, Right	4.00	3.50	1.50	1.50
CTL2305	Two Seat Privacy Back	4.00	3.50		2.50

Model	Description	Seat Only COM Ydg	Back Only COM Ydg	Arm Only COM Ydg	Headrest Only COM Ydg
CTL2305UL	Two Seat Privacy Back, Left	4.00	3.50	1.50	2.50
CTL2305UR	Two Seat Privacy Back, Right	4.00	3.50	1.50	2.50
CTL2305WL	Two Seat Privacy Back, Left	4.00	3.50	1.50	2.50
CTL2305WR	Two Seat Privacy Back, Right	4.00	3.50	1.50	2.50
CTL2306	Two Seat Privacy Back	4.00	3.50		2.50
CTL2306UL	Two Seat Privacy Back, Left	4.00	3.50	1.50	2.50
CTL2306UR	Two Seat Privacy Back, Right	4.00	3.50	1.50	2.50
CTL2306WL	Two Seat Privacy Back, Left	4.00	3.50	1.50	2.50
CTL2306WR	Two Seat Privacy Back, Right	4.00	3.50	1.50	2.50
CTL3201	Three Seat Low Back	6.00	4.50		
CTL3201U2	Three Seat Low Back	6.00	4.50	3.00	
CTL3201W2	Three Seat Low Back	6.00	4.50	3.00	
CTL3301	Three Seat Low Back	6.00	4.50		
CTL3302	Three Seat Mid Back	6.00	5.25		
CTL3303	Three Seat High Back	6.00	5.25		2.25
CTL3304	Three Seat High Back	6.00	5.25		2.25
CTL3305	Three Seat Privacy Back	6.00	5.25		3.75
CTL3306	Three Seat Privacy Back	6.00	5.25		3.75
CTL4201	Four Seat Low Back	8.00	6.00		
CTL4201U2	Four Seat Low Back	8.00	6.00	3.00	
CTL4201W2	Four Seat Low Back	8.00	6.00	3.00	
CT032121	90° Curved Seat Low Back	2.25	1.50		
CT032122	90° Curved Seat Mid Back	2.25	2.00		
CT032123	90° Curved Seat High Back	2.25	2.00		0.75
CT032125	90° Curved Seat Privacy Back	2.25	2.00		1.00
CT032301	45° Curved Seat Low Back	1.50	1.50		
CT032302	45° Curved Seat Mid Back	1.50	1.75		
CT032303	45° Curved Seat High Back	1.50	1.75		0.75
CT032304	45° Curved Seat High Back	1.50	1.75		0.75
CT032305	45° Curved Seat Privacy Back	1.50	1.75		1.00
CT032306	45° Curved Seat Privacy Back	1.50	1.75		1.00
CT032451	45° Curved Seat Low Back	2.00	2.00		
CT032452	45° Curved Seat Mid Back	2.00	2.50		
CT032453	45° Curved Seat High Back	2.00	2.50		1.00
CT032454	45° Curved Seat High Back	2.00	2.50		1.00
CT032455	45° Curved Seat Privacy Back	2.00	2.50		1.50
CT032456	45° Curved Seat Privacy Back	2.00	2.50		1.50

CONNECT

Typicals:
CT001

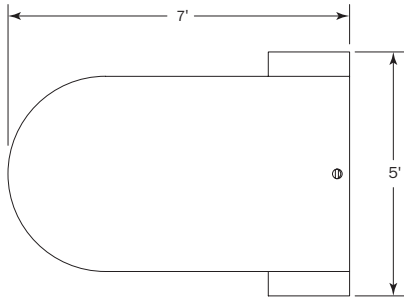


Total List \$19,991

Models

- (3) CTI32454
- (1) CTD42U
- (2) CTI20420
- (1) CT2060MCAS

CT002

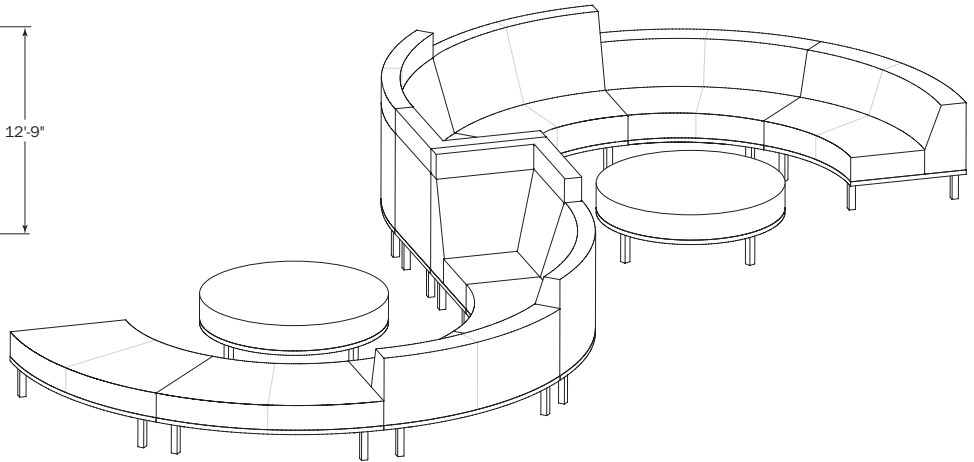
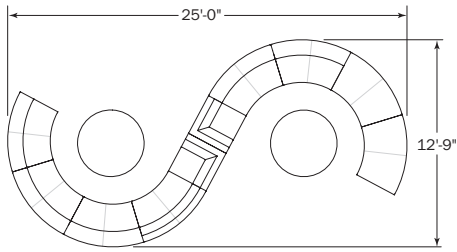


Total List \$8,306

Models

- (1) CT6084MACB
- (4) PX800L

Typicals:
CT003



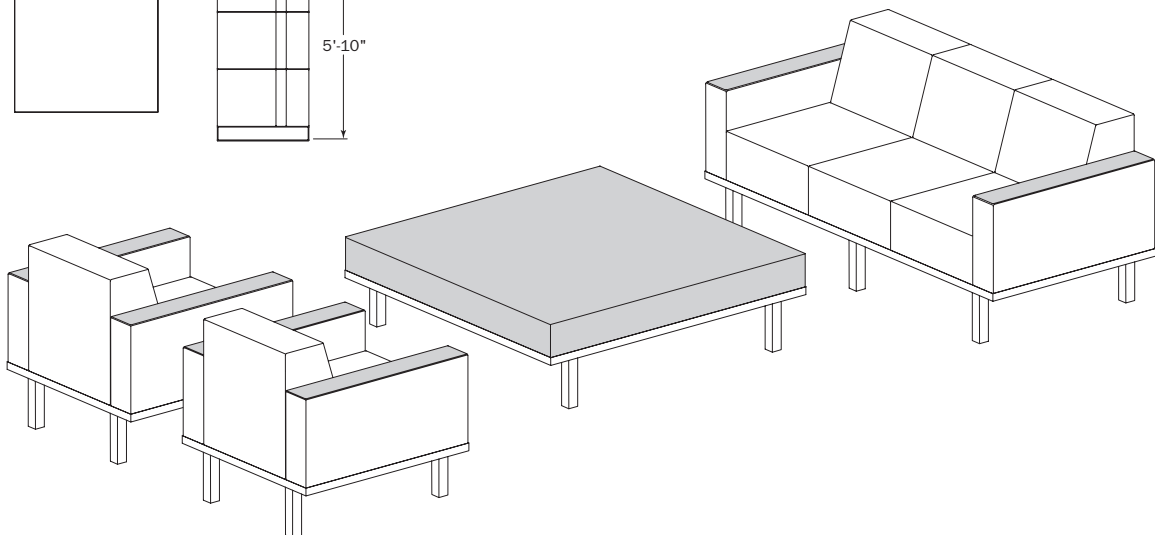
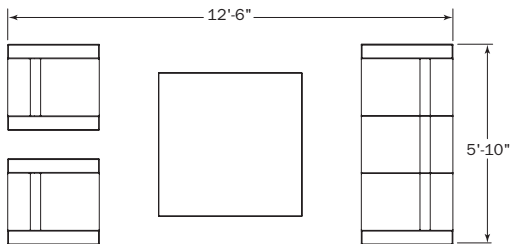
Models

Total List \$29,736

- | | |
|--------------|---------------|
| (2) CTI32450 | (1) CTC20S3UR |
| (3) CTI32451 | (1) CTC20S3UL |
| (2) CTI32452 | (1) CTI32453 |
| | (2) CTD500 |

CONNECT

CT004

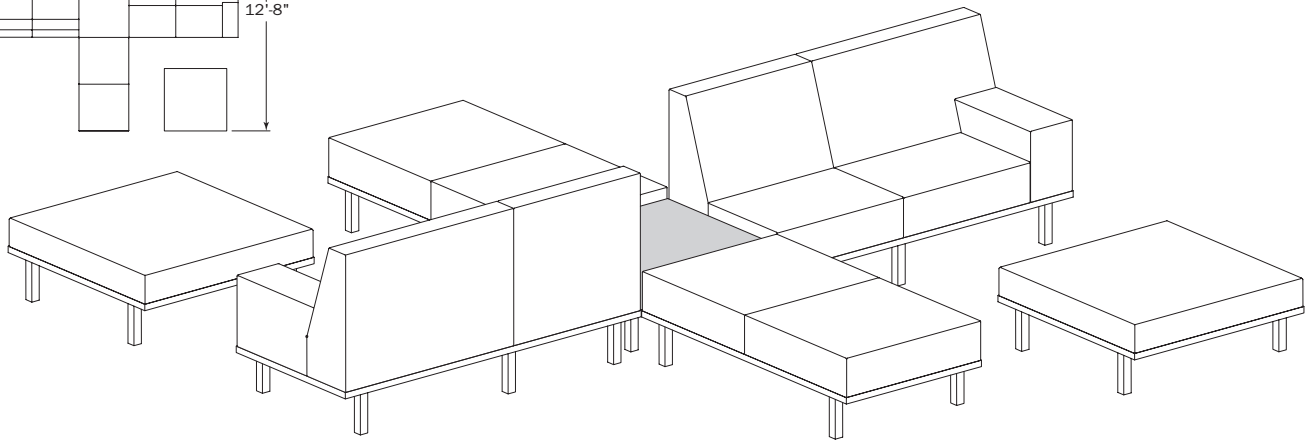
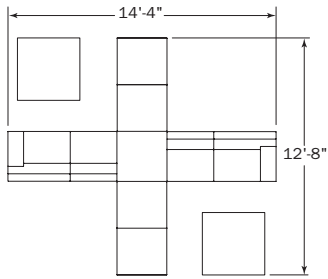


Models

Total List \$11,890

- | |
|---------------|
| (1) CTL3201W2 |
| (1) CTS50W |
| (2) CTL1201W2 |

Typicals:
CT005

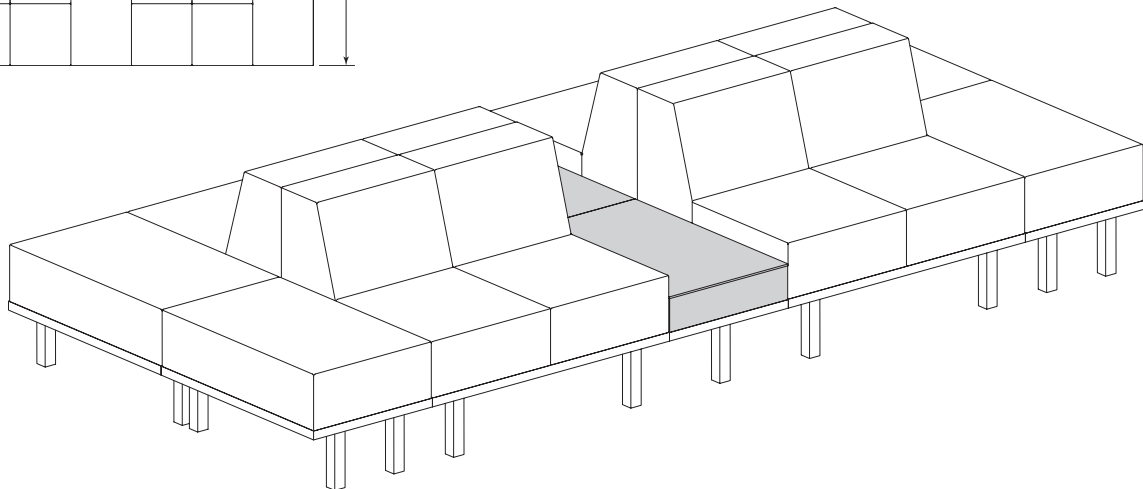
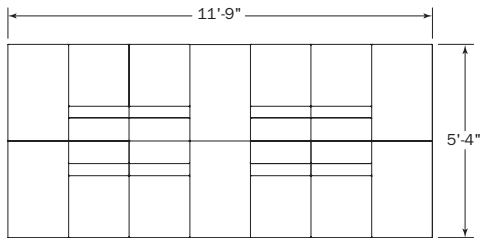


Total List \$16,203

Models

- (2) CTL2302UL
- (2) CTL2300
- (1) CTS32WS
- (2) CTS400

CT006

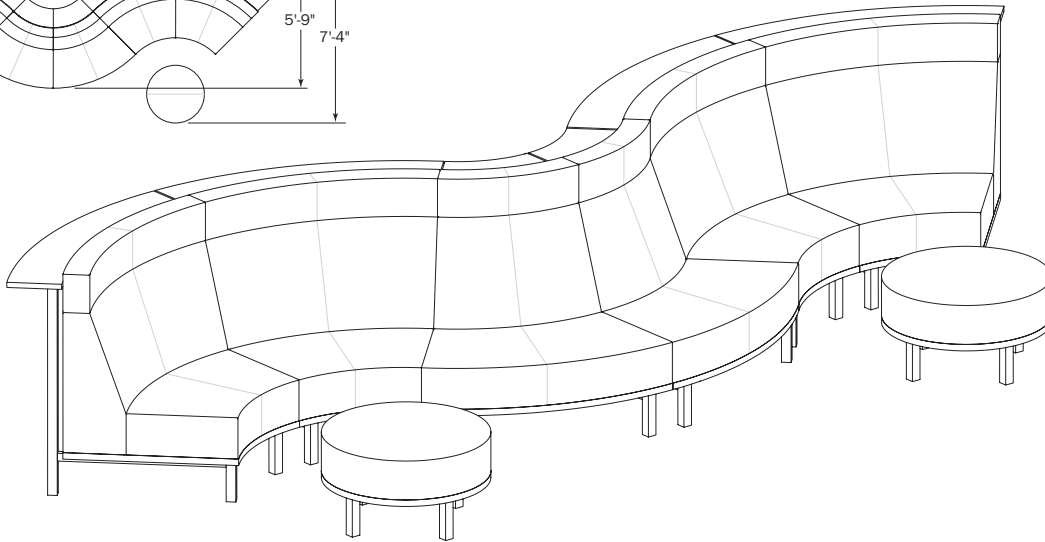
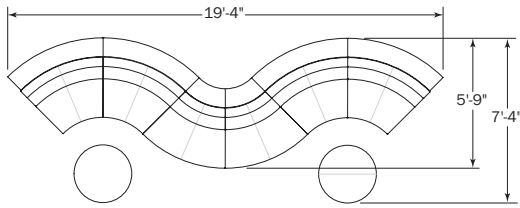


Total List \$17,454

Models

- (4) CTL1200
- (4) CTL2201
- (2) CTR3220CC

Typicals:
CT007

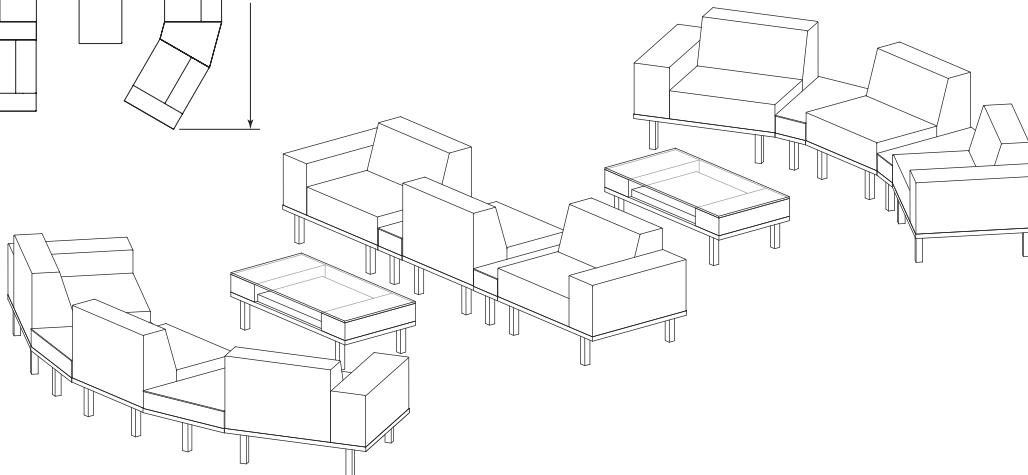
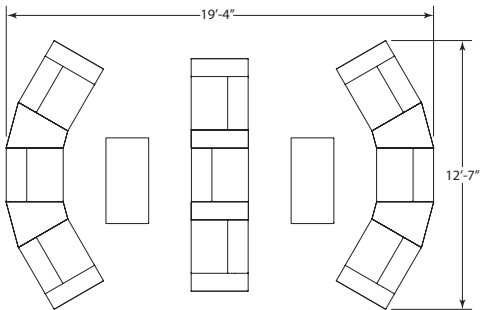


Models

Total List \$27,400

- (4) CTI32304
- (2) CT032304
- (2) CTD300

CT008

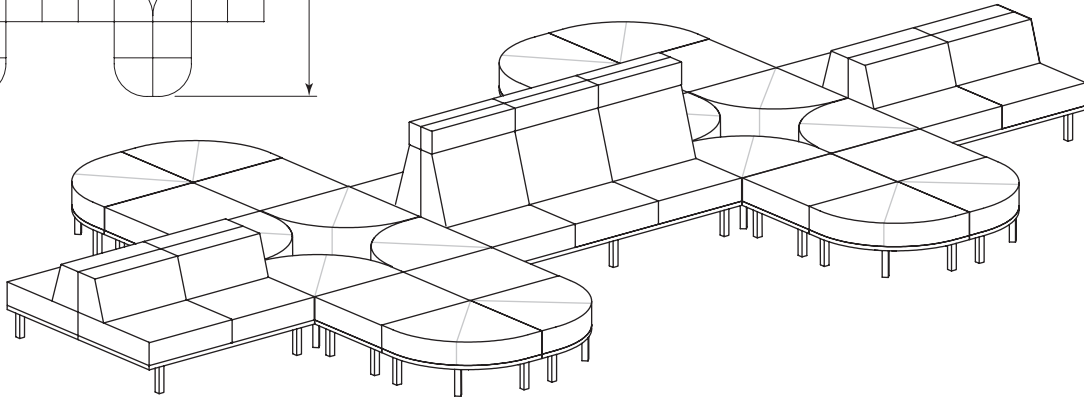
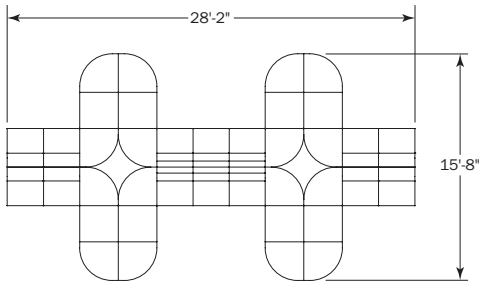


Models

Total List \$27,178

- | | |
|---------------|---------------|
| (3) CTL1301UL | (4) CTW30C |
| (3) CTL1301UR | (2) CTR3210CC |
| (3) CTL1301 | (2) CT2448-15 |

**Typicals:
CT009**

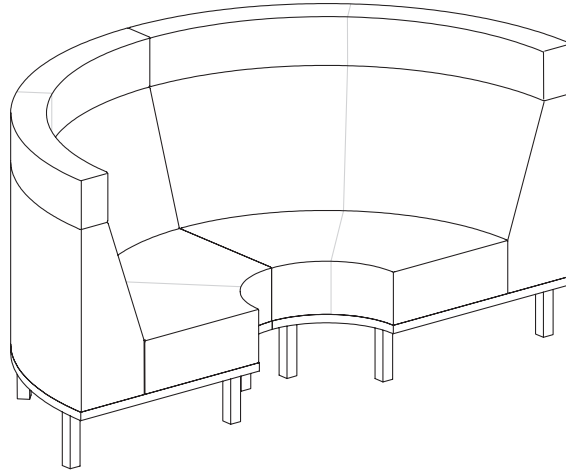
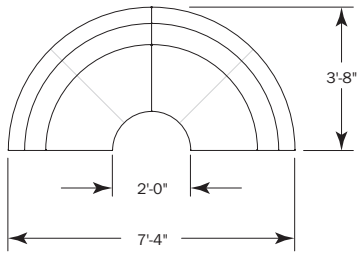


Total List \$54,232

Models

- (8) CTL1301
- (16) CTW900
- (8) CTS320
- (6) CTL1303

Curved Unit Typical:
CT010

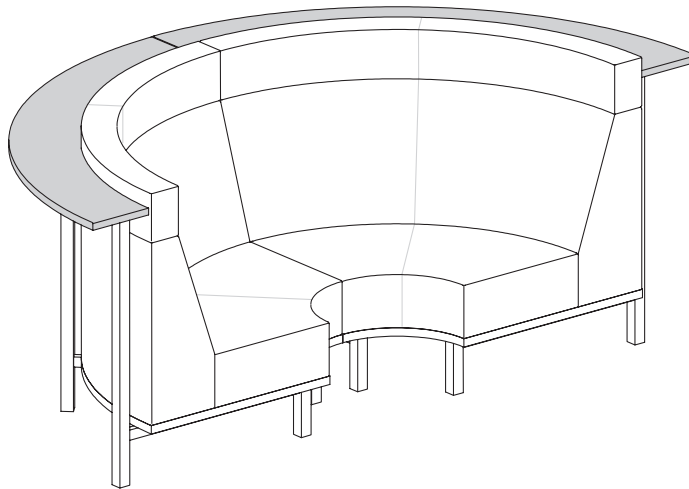
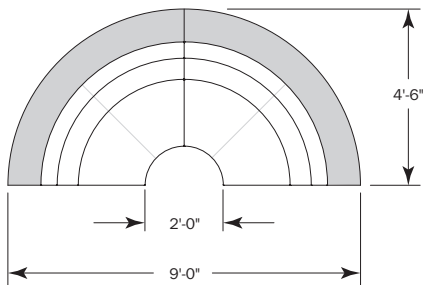


Total List \$5,010

Models

(2) CTI32123

CT011

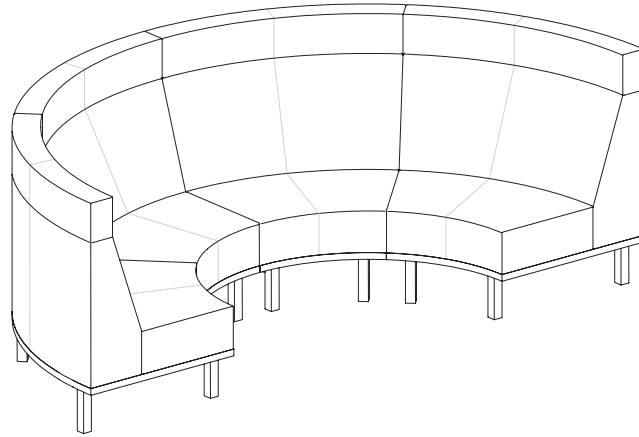
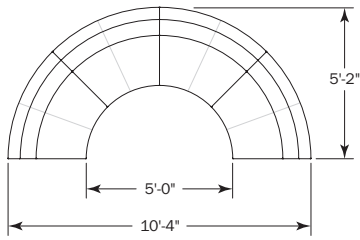


Total List \$6,986

Models

(2) CTI32124

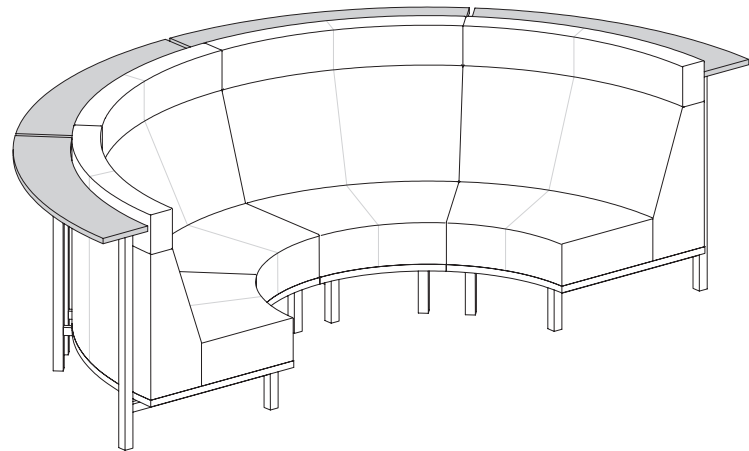
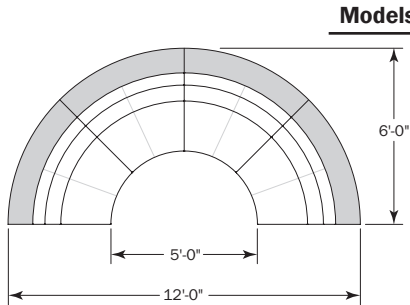
**Curved Unit Typicals:
CT012**



Total List \$9,764

Models
(4) CTI32303

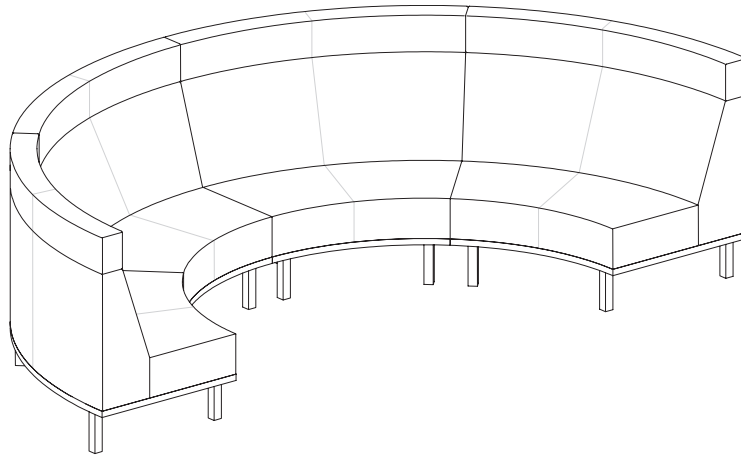
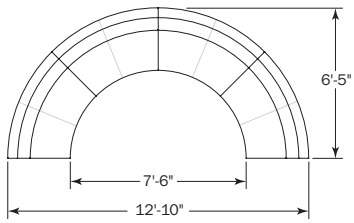
CT013



Total List \$13,836

Models
(4) CTI32304

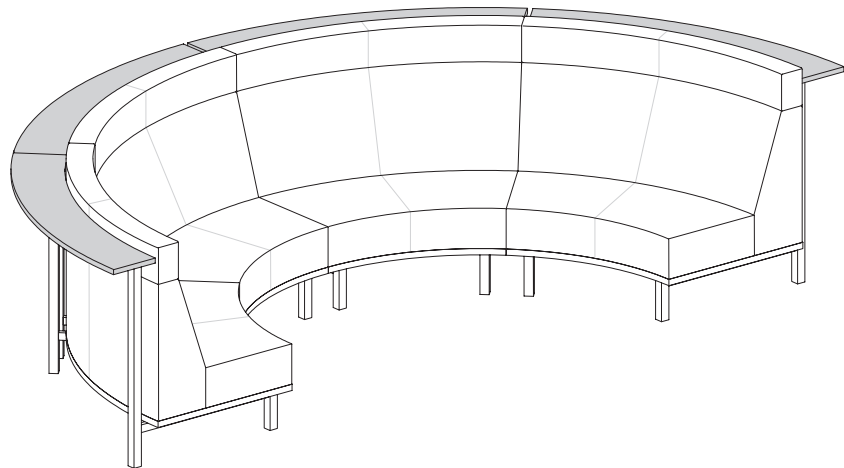
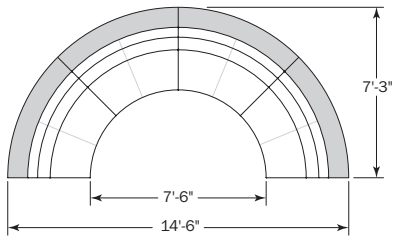
Curved Unit Typical:
CT014



Total List \$9,932

Models
(4) CT132453

CT015

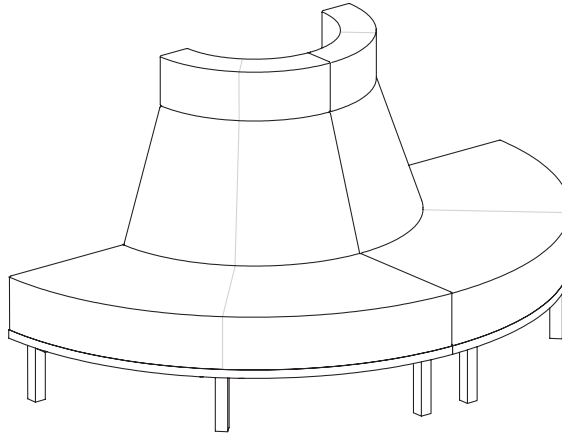
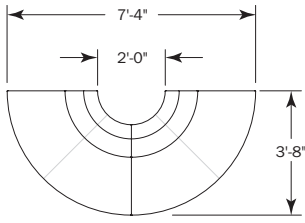


Total List \$15,992

Models
(4) CT132454

CONNECT

Curved Unit Typical:
CT016

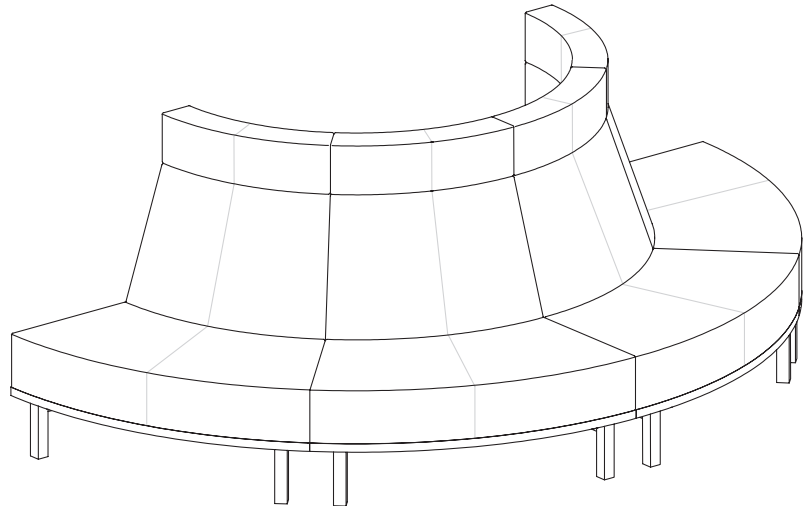
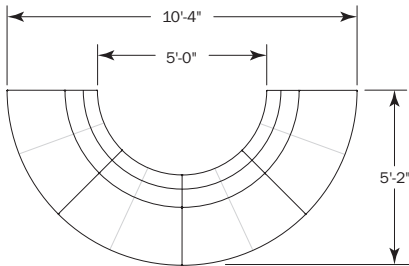


Total List \$4,842

Models

(2) CT032123

CT017

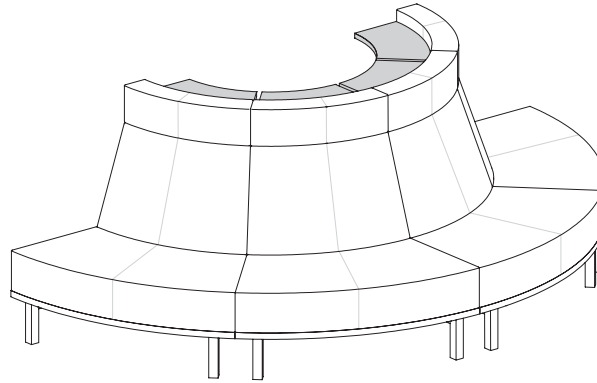
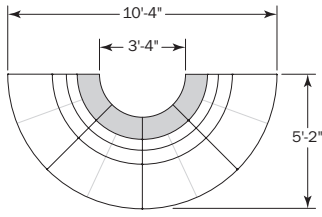


Total List \$9,600

Models

(4) CT032303

Curved Unit Typical:
CT018

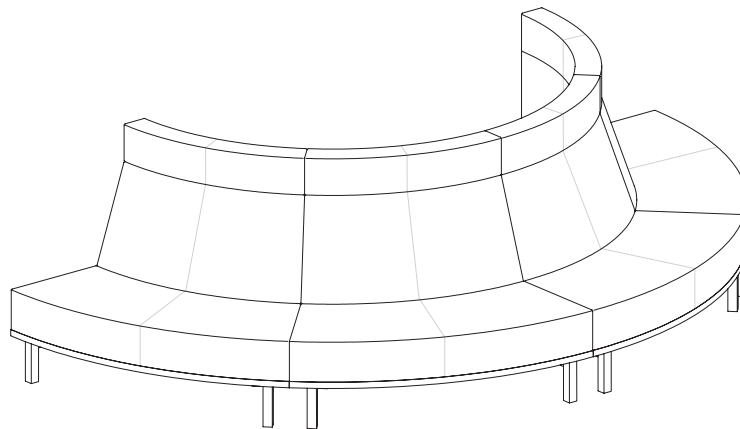
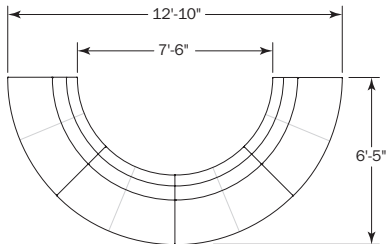


Models

Total List \$13,280

(4) CT032304

CT019

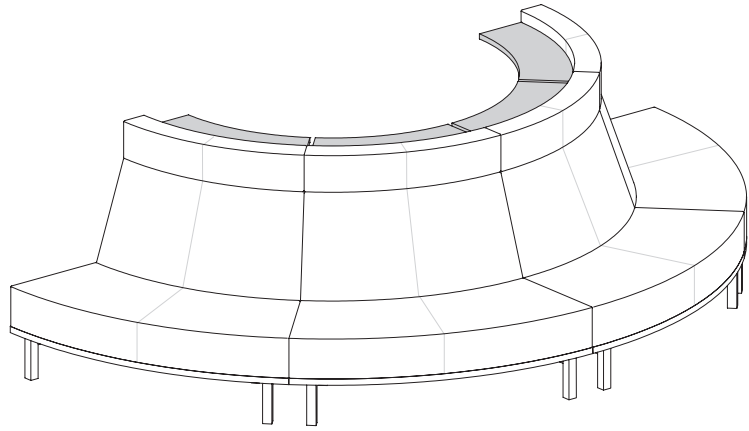
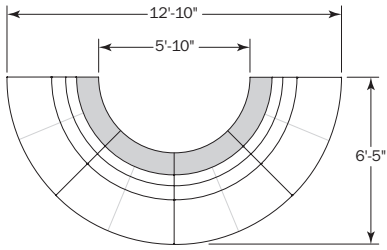


Models

Total List \$9,764

(4) CT032453

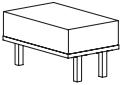
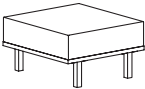
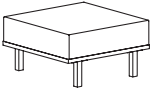
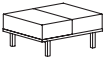
Curved Unit Typical:
CT020

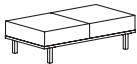


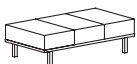
Total List \$13,536

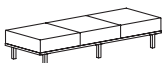
Models

(4) CT032454

Description	① Model	Specifications	List Price Per Grade																																						
Single Seat Bench 	CTL1200 · 20" seat width · recommended for modular configuration only · double cut veneer available; specify and add \$105 list	<table border="1"> <thead> <tr> <th>Dimensions</th> <th>D</th> <th>W</th> <th>H</th> </tr> </thead> <tbody> <tr> <td>Overall</td> <td>32</td> <td>20</td> <td>18</td> </tr> <tr> <td>Seat</td> <td>32</td> <td>20</td> <td>18</td> </tr> </tbody> </table>	Dimensions	D	W	H	Overall	32	20	18	Seat	32	20	18	<table border="1"> <thead> <tr> <th>COM</th> <th>\$1,258</th> </tr> </thead> <tbody> <tr><td>A</td><td>\$1,303</td></tr> <tr><td>B</td><td>\$1,356</td></tr> <tr><td>COL/C</td><td>\$1,450</td></tr> <tr><td>D</td><td>\$1,567</td></tr> <tr><td>E</td><td>\$1,687</td></tr> <tr><td>F</td><td>\$1,874</td></tr> <tr><td>G</td><td>\$2,073</td></tr> <tr><td>H</td><td>\$2,286</td></tr> <tr><td>I</td><td>\$2,618</td></tr> <tr><td>J</td><td>\$3,013</td></tr> <tr><td>L1</td><td>\$2,380</td></tr> <tr><td>L2</td><td>\$2,655</td></tr> </tbody> </table>	COM	\$1,258	A	\$1,303	B	\$1,356	COL/C	\$1,450	D	\$1,567	E	\$1,687	F	\$1,874	G	\$2,073	H	\$2,286	I	\$2,618	J	\$3,013	L1	\$2,380	L2	\$2,655
		Dimensions	D	W	H																																				
Overall	32	20	18																																						
Seat	32	20	18																																						
COM	\$1,258																																								
A	\$1,303																																								
B	\$1,356																																								
COL/C	\$1,450																																								
D	\$1,567																																								
E	\$1,687																																								
F	\$1,874																																								
G	\$2,073																																								
H	\$2,286																																								
I	\$2,618																																								
J	\$3,013																																								
L1	\$2,380																																								
L2	\$2,655																																								
		<table border="1"> <thead> <tr> <th>Upholstery</th> <th colspan="3">Shipping</th> </tr> </thead> <tbody> <tr> <td>COM Ydg</td> <td>2 ¼</td> <td>Ctn Wt</td> <td>55</td> </tr> <tr> <td>COL Sq Ft</td> <td>52</td> <td>Cu Ft</td> <td>7</td> </tr> </tbody> </table>	Upholstery	Shipping			COM Ydg	2 ¼	Ctn Wt	55	COL Sq Ft	52	Cu Ft	7																											
Upholstery	Shipping																																								
COM Ydg	2 ¼	Ctn Wt	55																																						
COL Sq Ft	52	Cu Ft	7																																						
Single Seat Bench 	CTL1300 · 30" seat width · double cut veneer available; specify and add \$105 list	<table border="1"> <thead> <tr> <th>Dimensions</th> <th>D</th> <th>W</th> <th>H</th> </tr> </thead> <tbody> <tr> <td>Overall</td> <td>32</td> <td>30</td> <td>18</td> </tr> <tr> <td>Seat</td> <td>32</td> <td>30</td> <td>18</td> </tr> </tbody> </table>	Dimensions	D	W	H	Overall	32	30	18	Seat	32	30	18	<table border="1"> <thead> <tr> <th>COM</th> <th>\$1,272</th> </tr> </thead> <tbody> <tr><td>A</td><td>\$1,318</td></tr> <tr><td>B</td><td>\$1,369</td></tr> <tr><td>COL/C</td><td>\$1,464</td></tr> <tr><td>D</td><td>\$1,584</td></tr> <tr><td>E</td><td>\$1,703</td></tr> <tr><td>F</td><td>\$1,888</td></tr> <tr><td>G</td><td>\$2,088</td></tr> <tr><td>H</td><td>\$2,299</td></tr> <tr><td>I</td><td>\$2,631</td></tr> <tr><td>J</td><td>\$3,029</td></tr> <tr><td>L1</td><td>\$2,393</td></tr> <tr><td>L2</td><td>\$2,671</td></tr> </tbody> </table>	COM	\$1,272	A	\$1,318	B	\$1,369	COL/C	\$1,464	D	\$1,584	E	\$1,703	F	\$1,888	G	\$2,088	H	\$2,299	I	\$2,631	J	\$3,029	L1	\$2,393	L2	\$2,671
		Dimensions	D	W	H																																				
Overall	32	30	18																																						
Seat	32	30	18																																						
COM	\$1,272																																								
A	\$1,318																																								
B	\$1,369																																								
COL/C	\$1,464																																								
D	\$1,584																																								
E	\$1,703																																								
F	\$1,888																																								
G	\$2,088																																								
H	\$2,299																																								
I	\$2,631																																								
J	\$3,029																																								
L1	\$2,393																																								
L2	\$2,671																																								
		<table border="1"> <thead> <tr> <th>Upholstery</th> <th colspan="3">Shipping</th> </tr> </thead> <tbody> <tr> <td>COM Ydg</td> <td>2 ¼</td> <td>Ctn Wt</td> <td>58</td> </tr> <tr> <td>COL Sq Ft</td> <td>52</td> <td>Cu Ft</td> <td>10</td> </tr> </tbody> </table>	Upholstery	Shipping			COM Ydg	2 ¼	Ctn Wt	58	COL Sq Ft	52	Cu Ft	10																											
Upholstery	Shipping																																								
COM Ydg	2 ¼	Ctn Wt	58																																						
COL Sq Ft	52	Cu Ft	10																																						
Single Seat Bench 	CTS320 · 32" seat width · attaches to lounge, bench or other linking units to form a 90° shaped connection · double cut veneer available; specify and add \$105 list	<table border="1"> <thead> <tr> <th>Dimensions</th> <th>D</th> <th>W</th> <th>H</th> </tr> </thead> <tbody> <tr> <td>Overall</td> <td>32</td> <td>32</td> <td>18</td> </tr> <tr> <td>Seat</td> <td>32</td> <td>32</td> <td>18</td> </tr> </tbody> </table>	Dimensions	D	W	H	Overall	32	32	18	Seat	32	32	18	<table border="1"> <thead> <tr> <th>COM</th> <th>\$1,475</th> </tr> </thead> <tbody> <tr><td>A</td><td>\$1,525</td></tr> <tr><td>B</td><td>\$1,580</td></tr> <tr><td>COL/C</td><td>\$1,671</td></tr> <tr><td>D</td><td>\$1,790</td></tr> <tr><td>E</td><td>\$1,911</td></tr> <tr><td>F</td><td>\$2,096</td></tr> <tr><td>G</td><td>\$2,293</td></tr> <tr><td>H</td><td>\$2,506</td></tr> <tr><td>I</td><td>\$2,837</td></tr> <tr><td>J</td><td>\$3,236</td></tr> <tr><td>L1</td><td>\$2,599</td></tr> <tr><td>L2</td><td>\$2,877</td></tr> </tbody> </table>	COM	\$1,475	A	\$1,525	B	\$1,580	COL/C	\$1,671	D	\$1,790	E	\$1,911	F	\$2,096	G	\$2,293	H	\$2,506	I	\$2,837	J	\$3,236	L1	\$2,599	L2	\$2,877
		Dimensions	D	W	H																																				
Overall	32	32	18																																						
Seat	32	32	18																																						
COM	\$1,475																																								
A	\$1,525																																								
B	\$1,580																																								
COL/C	\$1,671																																								
D	\$1,790																																								
E	\$1,911																																								
F	\$2,096																																								
G	\$2,293																																								
H	\$2,506																																								
I	\$2,837																																								
J	\$3,236																																								
L1	\$2,599																																								
L2	\$2,877																																								
		<table border="1"> <thead> <tr> <th>Upholstery</th> <th colspan="3">Shipping</th> </tr> </thead> <tbody> <tr> <td>COM Ydg</td> <td>2 ¼</td> <td>Ctn Wt</td> <td>73</td> </tr> <tr> <td>COL Sq Ft</td> <td>52</td> <td>Cu Ft</td> <td>10</td> </tr> </tbody> </table>	Upholstery	Shipping			COM Ydg	2 ¼	Ctn Wt	73	COL Sq Ft	52	Cu Ft	10																											
Upholstery	Shipping																																								
COM Ydg	2 ¼	Ctn Wt	73																																						
COL Sq Ft	52	Cu Ft	10																																						
Two Seat Bench 	CTL2200 · 20" individual seat width · double cut veneer available; specify and add \$105 list	<table border="1"> <thead> <tr> <th>Dimensions</th> <th>D</th> <th>W</th> <th>H</th> </tr> </thead> <tbody> <tr> <td>Overall</td> <td>32</td> <td>40</td> <td>18</td> </tr> <tr> <td>Seat</td> <td>32</td> <td>40</td> <td>18</td> </tr> </tbody> </table>	Dimensions	D	W	H	Overall	32	40	18	Seat	32	40	18	<table border="1"> <thead> <tr> <th>COM</th> <th>\$2,258</th> </tr> </thead> <tbody> <tr><td>A</td><td>\$2,347</td></tr> <tr><td>B</td><td>\$2,452</td></tr> <tr><td>COL/C</td><td>\$2,638</td></tr> <tr><td>D</td><td>\$2,876</td></tr> <tr><td>E</td><td>\$3,117</td></tr> <tr><td>F</td><td>\$3,487</td></tr> <tr><td>G</td><td>\$3,886</td></tr> <tr><td>H</td><td>\$4,309</td></tr> <tr><td>I</td><td>\$4,973</td></tr> <tr><td>J</td><td>\$5,769</td></tr> <tr><td>L1</td><td>\$4,496</td></tr> <tr><td>L2</td><td>\$5,052</td></tr> </tbody> </table>	COM	\$2,258	A	\$2,347	B	\$2,452	COL/C	\$2,638	D	\$2,876	E	\$3,117	F	\$3,487	G	\$3,886	H	\$4,309	I	\$4,973	J	\$5,769	L1	\$4,496	L2	\$5,052
		Dimensions	D	W	H																																				
Overall	32	40	18																																						
Seat	32	40	18																																						
COM	\$2,258																																								
A	\$2,347																																								
B	\$2,452																																								
COL/C	\$2,638																																								
D	\$2,876																																								
E	\$3,117																																								
F	\$3,487																																								
G	\$3,886																																								
H	\$4,309																																								
I	\$4,973																																								
J	\$5,769																																								
L1	\$4,496																																								
L2	\$5,052																																								
		<table border="1"> <thead> <tr> <th>Upholstery</th> <th colspan="3">Shipping</th> </tr> </thead> <tbody> <tr> <td>COM Ydg</td> <td>4 ½</td> <td>Ctn Wt</td> <td>79</td> </tr> <tr> <td>COL Sq Ft</td> <td>104</td> <td>Cu Ft</td> <td>13</td> </tr> </tbody> </table>	Upholstery	Shipping			COM Ydg	4 ½	Ctn Wt	79	COL Sq Ft	104	Cu Ft	13																											
Upholstery	Shipping																																								
COM Ydg	4 ½	Ctn Wt	79																																						
COL Sq Ft	104	Cu Ft	13																																						

Description	1 Model	Specifications	List Price Per Grade																																						
Two Seat Bench 	CTL2300 · 30" individual seat width · double cut veneer available; specify and add \$105 list	<table border="1"> <thead> <tr> <th>Dimensions</th> <th>D</th> <th>W</th> <th>H</th> </tr> </thead> <tbody> <tr> <td>Overall</td> <td>32</td> <td>60</td> <td>18</td> </tr> <tr> <td>Seat</td> <td>32</td> <td>60</td> <td>18</td> </tr> </tbody> </table>	Dimensions	D	W	H	Overall	32	60	18	Seat	32	60	18	<table border="1"> <tbody> <tr> <td>COM</td> <td>\$2,282</td> </tr> <tr> <td>A</td> <td>\$2,370</td> </tr> <tr> <td>B</td> <td>\$2,476</td> </tr> <tr> <td>COL/C</td> <td>\$2,662</td> </tr> <tr> <td>D</td> <td>\$2,902</td> </tr> <tr> <td>E</td> <td>\$3,138</td> </tr> <tr> <td>F</td> <td>\$3,512</td> </tr> <tr> <td>G</td> <td>\$3,909</td> </tr> <tr> <td>H</td> <td>\$4,333</td> </tr> <tr> <td>I</td> <td>\$4,998</td> </tr> <tr> <td>J</td> <td>\$5,792</td> </tr> <tr> <td>L1</td> <td>\$4,519</td> </tr> <tr> <td>L2</td> <td>\$5,077</td> </tr> </tbody> </table>	COM	\$2,282	A	\$2,370	B	\$2,476	COL/C	\$2,662	D	\$2,902	E	\$3,138	F	\$3,512	G	\$3,909	H	\$4,333	I	\$4,998	J	\$5,792	L1	\$4,519	L2	\$5,077
		Dimensions	D	W	H																																				
Overall	32	60	18																																						
Seat	32	60	18																																						
COM	\$2,282																																								
A	\$2,370																																								
B	\$2,476																																								
COL/C	\$2,662																																								
D	\$2,902																																								
E	\$3,138																																								
F	\$3,512																																								
G	\$3,909																																								
H	\$4,333																																								
I	\$4,998																																								
J	\$5,792																																								
L1	\$4,519																																								
L2	\$5,077																																								
		<table border="1"> <thead> <tr> <th>Upholstery</th> <th colspan="2">Shipping</th> </tr> </thead> <tbody> <tr> <td>COM Ydg</td> <td>4 ½</td> <td>Ctn Wt 100</td> </tr> <tr> <td>COL Sq Ft</td> <td>104</td> <td>Cu Ft 19</td> </tr> </tbody> </table>	Upholstery	Shipping		COM Ydg	4 ½	Ctn Wt 100	COL Sq Ft	104	Cu Ft 19																														
Upholstery	Shipping																																								
COM Ydg	4 ½	Ctn Wt 100																																							
COL Sq Ft	104	Cu Ft 19																																							

Three Seat Bench 	CTL3200 · 20" individual seat width · double cut veneer available; specify and add \$105 list	<table border="1"> <thead> <tr> <th>Dimensions</th> <th>D</th> <th>W</th> <th>H</th> </tr> </thead> <tbody> <tr> <td>Overall</td> <td>32</td> <td>60</td> <td>18</td> </tr> <tr> <td>Seat</td> <td>32</td> <td>60</td> <td>18</td> </tr> </tbody> </table>	Dimensions	D	W	H	Overall	32	60	18	Seat	32	60	18	<table border="1"> <tbody> <tr> <td>COM</td> <td>\$3,257</td> </tr> <tr> <td>A</td> <td>\$3,388</td> </tr> <tr> <td>B</td> <td>\$3,546</td> </tr> <tr> <td>COL/C</td> <td>\$3,826</td> </tr> <tr> <td>D</td> <td>\$4,181</td> </tr> <tr> <td>E</td> <td>\$4,541</td> </tr> <tr> <td>F</td> <td>\$5,098</td> </tr> <tr> <td>G</td> <td>\$5,695</td> </tr> <tr> <td>H</td> <td>\$6,333</td> </tr> <tr> <td>I</td> <td>\$7,327</td> </tr> <tr> <td>J</td> <td>\$8,522</td> </tr> <tr> <td>L1</td> <td>\$6,611</td> </tr> <tr> <td>L2</td> <td>\$7,447</td> </tr> </tbody> </table>	COM	\$3,257	A	\$3,388	B	\$3,546	COL/C	\$3,826	D	\$4,181	E	\$4,541	F	\$5,098	G	\$5,695	H	\$6,333	I	\$7,327	J	\$8,522	L1	\$6,611	L2	\$7,447
		Dimensions	D	W	H																																				
Overall	32	60	18																																						
Seat	32	60	18																																						
COM	\$3,257																																								
A	\$3,388																																								
B	\$3,546																																								
COL/C	\$3,826																																								
D	\$4,181																																								
E	\$4,541																																								
F	\$5,098																																								
G	\$5,695																																								
H	\$6,333																																								
I	\$7,327																																								
J	\$8,522																																								
L1	\$6,611																																								
L2	\$7,447																																								
		<table border="1"> <thead> <tr> <th>Upholstery</th> <th colspan="2">Shipping</th> </tr> </thead> <tbody> <tr> <td>COM Ydg</td> <td>6 ¾</td> <td>Ctn Wt 113</td> </tr> <tr> <td>COL Sq Ft</td> <td>156</td> <td>Cu Ft 19</td> </tr> </tbody> </table>	Upholstery	Shipping		COM Ydg	6 ¾	Ctn Wt 113	COL Sq Ft	156	Cu Ft 19																														
Upholstery	Shipping																																								
COM Ydg	6 ¾	Ctn Wt 113																																							
COL Sq Ft	156	Cu Ft 19																																							

Three Seat Bench 	CTL3300 · 30" individual seat width · double cut veneer available; specify and add \$105 list	<table border="1"> <thead> <tr> <th>Dimensions</th> <th>D</th> <th>W</th> <th>H</th> </tr> </thead> <tbody> <tr> <td>Overall</td> <td>32</td> <td>90</td> <td>18</td> </tr> <tr> <td>Seat</td> <td>32</td> <td>90</td> <td>18</td> </tr> </tbody> </table>	Dimensions	D	W	H	Overall	32	90	18	Seat	32	90	18	<table border="1"> <tbody> <tr> <td>COM</td> <td>\$3,294</td> </tr> <tr> <td>A</td> <td>\$3,426</td> </tr> <tr> <td>B</td> <td>\$3,584</td> </tr> <tr> <td>COL/C</td> <td>\$3,862</td> </tr> <tr> <td>D</td> <td>\$4,220</td> </tr> <tr> <td>E</td> <td>\$4,578</td> </tr> <tr> <td>F</td> <td>\$5,136</td> </tr> <tr> <td>G</td> <td>\$5,733</td> </tr> <tr> <td>H</td> <td>\$6,371</td> </tr> <tr> <td>I</td> <td>\$7,367</td> </tr> <tr> <td>J</td> <td>\$8,558</td> </tr> <tr> <td>L1</td> <td>\$6,649</td> </tr> <tr> <td>L2</td> <td>\$7,483</td> </tr> </tbody> </table>	COM	\$3,294	A	\$3,426	B	\$3,584	COL/C	\$3,862	D	\$4,220	E	\$4,578	F	\$5,136	G	\$5,733	H	\$6,371	I	\$7,367	J	\$8,558	L1	\$6,649	L2	\$7,483
		Dimensions	D	W	H																																				
Overall	32	90	18																																						
Seat	32	90	18																																						
COM	\$3,294																																								
A	\$3,426																																								
B	\$3,584																																								
COL/C	\$3,862																																								
D	\$4,220																																								
E	\$4,578																																								
F	\$5,136																																								
G	\$5,733																																								
H	\$6,371																																								
I	\$7,367																																								
J	\$8,558																																								
L1	\$6,649																																								
L2	\$7,483																																								
		<table border="1"> <thead> <tr> <th>Upholstery</th> <th colspan="2">Shipping</th> </tr> </thead> <tbody> <tr> <td>COM Ydg</td> <td>6 ¾</td> <td>Ctn Wt 158</td> </tr> <tr> <td>COL Sq Ft</td> <td>156</td> <td>Cu Ft 28</td> </tr> </tbody> </table>	Upholstery	Shipping		COM Ydg	6 ¾	Ctn Wt 158	COL Sq Ft	156	Cu Ft 28																														
Upholstery	Shipping																																								
COM Ydg	6 ¾	Ctn Wt 158																																							
COL Sq Ft	156	Cu Ft 28																																							

To Order, Specify:

- 1 Model Number
- 2 Wood Species - Cherry (CH1), Maple (MA1), Walnut (WA1) or Double Cut (DC1)
- 3 Wood Finish
- 4 Fabric Selection - vendor, pattern and color
- 5 Metal Leg Color - Black Sandtex (BSX), Pewter (PEW), Soft Nickel (SNK) or Stardust Silver (STS)
- 6 Optional Rubber Cushion Nylon Glides - no upcharge
- 7 Product Options

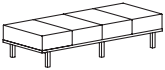
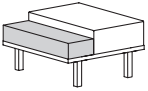
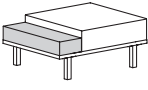
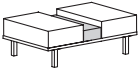
3 Wood Finish Options:

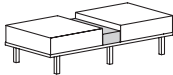
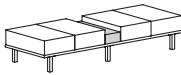

- | | | |
|---------------------|------------------|---------------|
| Cherry | Maple | Walnut |
| BRL Barley | ALM Ale Medium | AUB Auburn |
| BBM Bourbon Medium | BUT Butterscotch | ESP Espresso |
| BRM Brighton Medium | CIN Cinnamon | MCH Mocha |
| CLA Classic | FLX Flax | NTO Night Owl |
| CLL Collectors | VEN Venetian | SIE Sienna |
| EAR Earthy | TOF Toffee | |
| HRV Harvest | TRF Truffle | |
| LGC Legacy | | |
| PRL Praline | | |
| SAF Saffron | | |
- Double Cut**
- COF Coffee
 CRM Cremello
 FOS Fossil
 GRH Graphite
 KHK Khaki
 STU Studio Teak

Specifications

- Wood species - Cherry, Maple, Walnut or Double Cut.
- Seat has synthetic sheet webbing with cross strap reinforcement, 4 ¼" high density polyurethane foam.
- Plywood construction with locking tenons, glue and screws.
- Linking bracket included.
- Metal legs are 16 gauge steel tube with metal leveling glides.

4 See a selection of graded fabric manufacturers and patterns on pages 20-28 Contact Customer Service for additional fabric options.

Description	Model	Specifications	List Price Per Grade																																						
Four Seat Bench 	CTL4200 · 20" individual seat width · double cut veneer available; specify and add \$105 list	<table border="1"> <thead> <tr> <th>Dimensions</th> <th>D</th> <th>W</th> <th>H</th> </tr> </thead> <tbody> <tr> <td>Overall</td> <td>32</td> <td>80</td> <td>18</td> </tr> <tr> <td>Seat</td> <td>32</td> <td>80</td> <td>18</td> </tr> </tbody> </table>	Dimensions	D	W	H	Overall	32	80	18	Seat	32	80	18	<table border="1"> <tbody> <tr><td>COM</td><td>\$4,007</td></tr> <tr><td>A</td><td>\$4,175</td></tr> <tr><td>B</td><td>\$4,389</td></tr> <tr><td>COL/C</td><td>\$4,760</td></tr> <tr><td>D</td><td>\$5,238</td></tr> <tr><td>E</td><td>\$5,715</td></tr> <tr><td>F</td><td>\$6,456</td></tr> <tr><td>G</td><td>\$7,254</td></tr> <tr><td>H</td><td>\$8,103</td></tr> <tr><td>I</td><td>\$9,428</td></tr> <tr><td>J</td><td>\$11,020</td></tr> <tr><td>L1</td><td>\$8,474</td></tr> <tr><td>L2</td><td>\$9,587</td></tr> </tbody> </table>	COM	\$4,007	A	\$4,175	B	\$4,389	COL/C	\$4,760	D	\$5,238	E	\$5,715	F	\$6,456	G	\$7,254	H	\$8,103	I	\$9,428	J	\$11,020	L1	\$8,474	L2	\$9,587
		Dimensions	D	W	H																																				
Overall	32	80	18																																						
Seat	32	80	18																																						
COM	\$4,007																																								
A	\$4,175																																								
B	\$4,389																																								
COL/C	\$4,760																																								
D	\$5,238																																								
E	\$5,715																																								
F	\$6,456																																								
G	\$7,254																																								
H	\$8,103																																								
I	\$9,428																																								
J	\$11,020																																								
L1	\$8,474																																								
L2	\$9,587																																								
		<table border="1"> <thead> <tr> <th>Upholstery</th> <th colspan="2">Shipping</th> </tr> </thead> <tbody> <tr> <td>COM Ydg</td> <td>9</td> <td>Ctn Wt 146</td> </tr> <tr> <td>COL Sq Ft</td> <td>207</td> <td>Cu Ft 25</td> </tr> </tbody> </table>	Upholstery	Shipping		COM Ydg	9	Ctn Wt 146	COL Sq Ft	207	Cu Ft 25																														
Upholstery	Shipping																																								
COM Ydg	9	Ctn Wt 146																																							
COL Sq Ft	207	Cu Ft 25																																							
Single Seat Bench with End Table 	CTL1200CR CTL1200CL · 20" seat width · 10" table width · double cut veneer available; specify and add \$157 list	<table border="1"> <thead> <tr> <th>Dimensions</th> <th>D</th> <th>W</th> <th>H</th> </tr> </thead> <tbody> <tr> <td>Overall</td> <td>32</td> <td>30</td> <td>18</td> </tr> <tr> <td>Seat</td> <td>32</td> <td>20</td> <td>18</td> </tr> </tbody> </table>	Dimensions	D	W	H	Overall	32	30	18	Seat	32	20	18	<table border="1"> <tbody> <tr><td>COM</td><td>\$1,512</td></tr> <tr><td>A</td><td>\$1,560</td></tr> <tr><td>B</td><td>\$1,615</td></tr> <tr><td>COL/C</td><td>\$1,707</td></tr> <tr><td>D</td><td>\$1,826</td></tr> <tr><td>E</td><td>\$1,946</td></tr> <tr><td>F</td><td>\$2,131</td></tr> <tr><td>G</td><td>\$2,330</td></tr> <tr><td>H</td><td>\$2,543</td></tr> <tr><td>I</td><td>\$2,874</td></tr> <tr><td>J</td><td>\$3,271</td></tr> <tr><td>L1</td><td>\$2,636</td></tr> <tr><td>L2</td><td>\$2,912</td></tr> </tbody> </table>	COM	\$1,512	A	\$1,560	B	\$1,615	COL/C	\$1,707	D	\$1,826	E	\$1,946	F	\$2,131	G	\$2,330	H	\$2,543	I	\$2,874	J	\$3,271	L1	\$2,636	L2	\$2,912
		Dimensions	D	W	H																																				
Overall	32	30	18																																						
Seat	32	20	18																																						
COM	\$1,512																																								
A	\$1,560																																								
B	\$1,615																																								
COL/C	\$1,707																																								
D	\$1,826																																								
E	\$1,946																																								
F	\$2,131																																								
G	\$2,330																																								
H	\$2,543																																								
I	\$2,874																																								
J	\$3,271																																								
L1	\$2,636																																								
L2	\$2,912																																								
		<table border="1"> <thead> <tr> <th>Upholstery</th> <th colspan="2">Shipping</th> </tr> </thead> <tbody> <tr> <td>COM Ydg</td> <td>2 ¼</td> <td>Ctn Wt 75</td> </tr> <tr> <td>COL Sq Ft</td> <td>52</td> <td>Cu Ft 10</td> </tr> </tbody> </table>	Upholstery	Shipping		COM Ydg	2 ¼	Ctn Wt 75	COL Sq Ft	52	Cu Ft 10																														
Upholstery	Shipping																																								
COM Ydg	2 ¼	Ctn Wt 75																																							
COL Sq Ft	52	Cu Ft 10																																							
Single Seat Bench with End Table 	CTL1300CR CTL1300CL · 30" seat width · 10" table width · double cut veneer available; specify and add \$157 list	<table border="1"> <thead> <tr> <th>Dimensions</th> <th>D</th> <th>W</th> <th>H</th> </tr> </thead> <tbody> <tr> <td>Overall</td> <td>32</td> <td>40</td> <td>18</td> </tr> <tr> <td>Seat</td> <td>32</td> <td>30</td> <td>18</td> </tr> </tbody> </table>	Dimensions	D	W	H	Overall	32	40	18	Seat	32	30	18	<table border="1"> <tbody> <tr><td>COM</td><td>\$1,595</td></tr> <tr><td>A</td><td>\$1,646</td></tr> <tr><td>B</td><td>\$1,699</td></tr> <tr><td>COL/C</td><td>\$1,793</td></tr> <tr><td>D</td><td>\$1,913</td></tr> <tr><td>E</td><td>\$2,032</td></tr> <tr><td>F</td><td>\$2,219</td></tr> <tr><td>G</td><td>\$2,419</td></tr> <tr><td>H</td><td>\$2,629</td></tr> <tr><td>I</td><td>\$2,961</td></tr> <tr><td>J</td><td>\$3,359</td></tr> <tr><td>L1</td><td>\$2,722</td></tr> <tr><td>L2</td><td>\$3,000</td></tr> </tbody> </table>	COM	\$1,595	A	\$1,646	B	\$1,699	COL/C	\$1,793	D	\$1,913	E	\$2,032	F	\$2,219	G	\$2,419	H	\$2,629	I	\$2,961	J	\$3,359	L1	\$2,722	L2	\$3,000
		Dimensions	D	W	H																																				
Overall	32	40	18																																						
Seat	32	30	18																																						
COM	\$1,595																																								
A	\$1,646																																								
B	\$1,699																																								
COL/C	\$1,793																																								
D	\$1,913																																								
E	\$2,032																																								
F	\$2,219																																								
G	\$2,419																																								
H	\$2,629																																								
I	\$2,961																																								
J	\$3,359																																								
L1	\$2,722																																								
L2	\$3,000																																								
		<table border="1"> <thead> <tr> <th>Upholstery</th> <th colspan="2">Shipping</th> </tr> </thead> <tbody> <tr> <td>COM Ydg</td> <td>2 ¼</td> <td>Ctn Wt 85</td> </tr> <tr> <td>COL Sq Ft</td> <td>52</td> <td>Cu Ft 13</td> </tr> </tbody> </table>	Upholstery	Shipping		COM Ydg	2 ¼	Ctn Wt 85	COL Sq Ft	52	Cu Ft 13																														
Upholstery	Shipping																																								
COM Ydg	2 ¼	Ctn Wt 85																																							
COL Sq Ft	52	Cu Ft 13																																							
Two Seat Bench with Center Console 	CTL2200CC · 20" individual seat width · 10" wide center console · double cut veneer available; specify and add \$157 list	<table border="1"> <thead> <tr> <th>Dimensions</th> <th>D</th> <th>W</th> <th>H</th> </tr> </thead> <tbody> <tr> <td>Overall</td> <td>32</td> <td>50</td> <td>18</td> </tr> <tr> <td>Seat</td> <td>32</td> <td>40</td> <td>18</td> </tr> </tbody> </table>	Dimensions	D	W	H	Overall	32	50	18	Seat	32	40	18	<table border="1"> <tbody> <tr><td>COM</td><td>\$2,406</td></tr> <tr><td>A</td><td>\$2,498</td></tr> <tr><td>B</td><td>\$2,604</td></tr> <tr><td>COL/C</td><td>\$2,789</td></tr> <tr><td>D</td><td>\$3,029</td></tr> <tr><td>E</td><td>\$3,267</td></tr> <tr><td>F</td><td>\$3,639</td></tr> <tr><td>G</td><td>\$4,037</td></tr> <tr><td>H</td><td>\$4,460</td></tr> <tr><td>I</td><td>\$5,125</td></tr> <tr><td>J</td><td>\$5,921</td></tr> <tr><td>L1</td><td>\$4,646</td></tr> <tr><td>L2</td><td>\$5,205</td></tr> </tbody> </table>	COM	\$2,406	A	\$2,498	B	\$2,604	COL/C	\$2,789	D	\$3,029	E	\$3,267	F	\$3,639	G	\$4,037	H	\$4,460	I	\$5,125	J	\$5,921	L1	\$4,646	L2	\$5,205
		Dimensions	D	W	H																																				
Overall	32	50	18																																						
Seat	32	40	18																																						
COM	\$2,406																																								
A	\$2,498																																								
B	\$2,604																																								
COL/C	\$2,789																																								
D	\$3,029																																								
E	\$3,267																																								
F	\$3,639																																								
G	\$4,037																																								
H	\$4,460																																								
I	\$5,125																																								
J	\$5,921																																								
L1	\$4,646																																								
L2	\$5,205																																								
		<table border="1"> <thead> <tr> <th>Upholstery</th> <th colspan="2">Shipping</th> </tr> </thead> <tbody> <tr> <td>COM Ydg</td> <td>4 ½</td> <td>Ctn Wt 96</td> </tr> <tr> <td>COL Sq Ft</td> <td>104</td> <td>Cu Ft 16</td> </tr> </tbody> </table>	Upholstery	Shipping		COM Ydg	4 ½	Ctn Wt 96	COL Sq Ft	104	Cu Ft 16																														
Upholstery	Shipping																																								
COM Ydg	4 ½	Ctn Wt 96																																							
COL Sq Ft	104	Cu Ft 16																																							

Description	1 Model	Specifications	List Price Per Grade												
Two Seat Bench with Center Console 	CTL2300CC · 30" individual seat width · 10" wide center console · double cut veneer available; specify and add \$157 list	<table border="1"> <thead> <tr> <th>Dimensions</th> <th>D</th> <th>W</th> <th>H</th> </tr> </thead> <tbody> <tr> <td>Overall</td> <td>32</td> <td>70</td> <td>18</td> </tr> <tr> <td>Seat</td> <td>32</td> <td>60</td> <td>18</td> </tr> </tbody> </table>	Dimensions	D	W	H	Overall	32	70	18	Seat	32	60	18	COM \$2,584 A \$2,676 B \$2,784 COL/C \$2,967 D \$3,207 E \$3,445 F \$3,816 G \$4,215 H \$4,639 I \$5,303 J \$6,101 L1 \$4,825 L2 \$5,382
		Dimensions	D	W	H										
Overall	32	70	18												
Seat	32	60	18												
<table border="1"> <thead> <tr> <th>Upholstery</th> <th colspan="3">Shipping</th> </tr> </thead> <tbody> <tr> <td>COM Ydg</td> <td>4 1/2</td> <td>Ctn Wt</td> <td>117</td> </tr> <tr> <td>COL Sq Ft</td> <td>104</td> <td>Cu Ft</td> <td>22</td> </tr> </tbody> </table>	Upholstery	Shipping			COM Ydg	4 1/2	Ctn Wt	117	COL Sq Ft	104	Cu Ft	22			
Upholstery	Shipping														
COM Ydg	4 1/2	Ctn Wt	117												
COL Sq Ft	104	Cu Ft	22												
Four Seat Bench with Center Console 	CTL4200CC · 20" individual seat width · 10" wide center console · double cut veneer available; specify and add \$157 list	<table border="1"> <thead> <tr> <th>Dimensions</th> <th>D</th> <th>W</th> <th>H</th> </tr> </thead> <tbody> <tr> <td>Overall</td> <td>32</td> <td>90</td> <td>18</td> </tr> <tr> <td>Seat</td> <td>32</td> <td>80</td> <td>18</td> </tr> </tbody> </table>	Dimensions	D	W	H	Overall	32	90	18	Seat	32	80	18	COM \$4,207 A \$4,376 B \$4,591 COL/C \$4,961 D \$5,439 E \$5,916 F \$6,658 G \$7,455 H \$8,304 I \$9,631 J \$11,221 L1 \$8,676 L2 \$9,790
		Dimensions	D	W	H										
Overall	32	90	18												
Seat	32	80	18												
<table border="1"> <thead> <tr> <th>Upholstery</th> <th colspan="3">Shipping</th> </tr> </thead> <tbody> <tr> <td>COM Ydg</td> <td>9</td> <td>Ctn Wt</td> <td>163</td> </tr> <tr> <td>COL Sq Ft</td> <td>207</td> <td>Cu Ft</td> <td>28</td> </tr> </tbody> </table>	Upholstery	Shipping			COM Ydg	9	Ctn Wt	163	COL Sq Ft	207	Cu Ft	28			
Upholstery	Shipping														
COM Ydg	9	Ctn Wt	163												
COL Sq Ft	207	Cu Ft	28												
90° Curved Bench 	CTI32120 · 12" inside radius · 44" outside radius · double cut veneer available; specify and add \$105 list	<table border="1"> <thead> <tr> <th>Dimensions</th> <th>D</th> <th>W</th> <th>H</th> </tr> </thead> <tbody> <tr> <td>Overall</td> <td>32</td> <td></td> <td>18</td> </tr> <tr> <td>Seat</td> <td>32</td> <td></td> <td>18</td> </tr> </tbody> </table>	Dimensions	D	W	H	Overall	32		18	Seat	32		18	COM \$1,945 A \$2,003 B \$2,063 COL/C \$2,165 D \$2,299 E \$2,430 F \$2,637 G \$2,860 H \$3,094 I \$3,463 J \$3,905 L1 \$3,197 L2 \$3,507
		Dimensions	D	W	H										
Overall	32		18												
Seat	32		18												
<table border="1"> <thead> <tr> <th>Upholstery</th> <th colspan="3">Shipping</th> </tr> </thead> <tbody> <tr> <td>COM Ydg</td> <td>2 1/2</td> <td>Ctn Wt</td> <td>65</td> </tr> <tr> <td>COL Sq Ft</td> <td>58</td> <td>Cu Ft</td> <td>23</td> </tr> </tbody> </table>	Upholstery	Shipping			COM Ydg	2 1/2	Ctn Wt	65	COL Sq Ft	58	Cu Ft	23			
Upholstery	Shipping														
COM Ydg	2 1/2	Ctn Wt	65												
COL Sq Ft	58	Cu Ft	23												

To Order, Specify:

- 1 Model Number
- 2 Wood Species - Cherry (CH1), Maple (MA1), Walnut (WA1) or Double Cut (DC1)
- 3 Wood Finish
- 4 Fabric Selection - vendor, pattern and color
- 5 Metal Leg Color - Black Sandtex (BSX), Pewter (PEW), Soft Nickel (SNK) or Stardust Silver (STS)
- 6 Optional Power Center - Flush Mount (EC22) - Black (B) or White (W); \$612 list each, see page 201 for location availability
- 7 Optional Drink Holders (DH) - add \$195 list
- 8 Optional Coordinating Wood Grain Laminate Available on Table Top - no upcharge. Finishes with an asterisk have a coordinating laminate available.
- 9 Optional Rubber Cushion Nylon Glides - no upcharge
- 10 Product Options

3 Wood Finish Options:


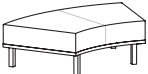
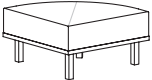
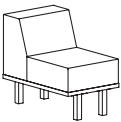
Cherry	Maple	Walnut
BRL Barley	ALM Ale Medium	AUB Auburn
BBM Bourbon Medium	BUT Butterscotch	ESP Espresso
BRM Brighton Medium	CIN Cinnamon	MCH Mocha*
CLA Classic	FLX Flax	NTO Night Owl*
CLL Collectors*	VEN Venetian	SIE Sienna*
EAR Earthy	TOF Toffee	
HRV Harvest*	TRF Truffle*	
LGC Legacy		
PRL Praline*		
SAF Saffron		



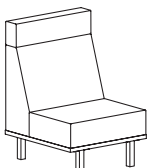
*finishes with coordinating laminate top option

- 4 See a selection of graded fabric manufacturers and patterns on pages 20-28 Contact Customer Service for additional fabric options.

Specifications

- Wood species - Cherry, Maple, Walnut or Double Cut.
- Seat has synthetic sheet webbing with cross strap reinforcement, 4 1/4" high density polyurethane foam.
- Plywood construction with locking tenons, glue and screws.
- Linking bracket included.
- Metal legs are 16 gauge steel tube with metal leveling glides.

Description	① Model	Specifications	List Price Per Grade																																						
45° Curved Bench 	CTI32300 · 30" inside radius · 66" outside radius · double cut veneer available; specify and add \$105 list	<table border="1"> <thead> <tr> <th>Dimensions</th> <th>D</th> <th>W</th> <th>H</th> </tr> </thead> <tbody> <tr> <td>Overall</td> <td>32</td> <td></td> <td>18</td> </tr> <tr> <td>Seat</td> <td>32</td> <td></td> <td>18</td> </tr> </tbody> </table>	Dimensions	D	W	H	Overall	32		18	Seat	32		18	<table border="1"> <thead> <tr> <th>COM</th> <th>\$1,945</th> </tr> </thead> <tbody> <tr><td>A</td><td>\$1,998</td></tr> <tr><td>B</td><td>\$2,044</td></tr> <tr><td>COL/C</td><td>\$2,127</td></tr> <tr><td>D</td><td>\$2,232</td></tr> <tr><td>E</td><td>\$2,339</td></tr> <tr><td>F</td><td>\$2,503</td></tr> <tr><td>G</td><td>\$2,681</td></tr> <tr><td>H</td><td>\$2,871</td></tr> <tr><td>I</td><td>\$3,164</td></tr> <tr><td>J</td><td>\$3,519</td></tr> <tr><td>L1</td><td>\$2,953</td></tr> <tr><td>L2</td><td>\$3,199</td></tr> </tbody> </table>	COM	\$1,945	A	\$1,998	B	\$2,044	COL/C	\$2,127	D	\$2,232	E	\$2,339	F	\$2,503	G	\$2,681	H	\$2,871	I	\$3,164	J	\$3,519	L1	\$2,953	L2	\$3,199
		Dimensions	D	W	H																																				
Overall	32		18																																						
Seat	32		18																																						
COM	\$1,945																																								
A	\$1,998																																								
B	\$2,044																																								
COL/C	\$2,127																																								
D	\$2,232																																								
E	\$2,339																																								
F	\$2,503																																								
G	\$2,681																																								
H	\$2,871																																								
I	\$3,164																																								
J	\$3,519																																								
L1	\$2,953																																								
L2	\$3,199																																								
		<table border="1"> <thead> <tr> <th>Upholstery</th> <th colspan="3">Shipping</th> </tr> </thead> <tbody> <tr> <td>COM Ydg</td> <td>2</td> <td>Ctn Wt</td> <td>62</td> </tr> <tr> <td>COL Sq Ft</td> <td>46</td> <td>Cu Ft</td> <td>18</td> </tr> </tbody> </table>	Upholstery	Shipping			COM Ydg	2	Ctn Wt	62	COL Sq Ft	46	Cu Ft	18																											
Upholstery	Shipping																																								
COM Ydg	2	Ctn Wt	62																																						
COL Sq Ft	46	Cu Ft	18																																						
45° Curved Bench 	CTI32450 · 45" inside radius · 77" outside radius · double cut veneer available; specify and add \$105 list	<table border="1"> <thead> <tr> <th>Dimensions</th> <th>D</th> <th>W</th> <th>H</th> </tr> </thead> <tbody> <tr> <td>Overall</td> <td>32</td> <td></td> <td>18</td> </tr> <tr> <td>Seat</td> <td>32</td> <td></td> <td>18</td> </tr> </tbody> </table>	Dimensions	D	W	H	Overall	32		18	Seat	32		18	<table border="1"> <thead> <tr> <th>COM</th> <th>\$1,945</th> </tr> </thead> <tbody> <tr><td>A</td><td>\$2,003</td></tr> <tr><td>B</td><td>\$2,063</td></tr> <tr><td>COL/C</td><td>\$2,165</td></tr> <tr><td>D</td><td>\$2,299</td></tr> <tr><td>E</td><td>\$2,430</td></tr> <tr><td>F</td><td>\$2,637</td></tr> <tr><td>G</td><td>\$2,860</td></tr> <tr><td>H</td><td>\$3,094</td></tr> <tr><td>I</td><td>\$3,463</td></tr> <tr><td>J</td><td>\$3,905</td></tr> <tr><td>L1</td><td>\$3,197</td></tr> <tr><td>L2</td><td>\$3,507</td></tr> </tbody> </table>	COM	\$1,945	A	\$2,003	B	\$2,063	COL/C	\$2,165	D	\$2,299	E	\$2,430	F	\$2,637	G	\$2,860	H	\$3,094	I	\$3,463	J	\$3,905	L1	\$3,197	L2	\$3,507
		Dimensions	D	W	H																																				
Overall	32		18																																						
Seat	32		18																																						
COM	\$1,945																																								
A	\$2,003																																								
B	\$2,063																																								
COL/C	\$2,165																																								
D	\$2,299																																								
E	\$2,430																																								
F	\$2,637																																								
G	\$2,860																																								
H	\$3,094																																								
I	\$3,463																																								
J	\$3,905																																								
L1	\$3,197																																								
L2	\$3,507																																								
		<table border="1"> <thead> <tr> <th>Upholstery</th> <th colspan="3">Shipping</th> </tr> </thead> <tbody> <tr> <td>COM Ydg</td> <td>2 ½</td> <td>Ctn Wt</td> <td>65</td> </tr> <tr> <td>COL Sq Ft</td> <td>58</td> <td>Cu Ft</td> <td>22</td> </tr> </tbody> </table>	Upholstery	Shipping			COM Ydg	2 ½	Ctn Wt	65	COL Sq Ft	58	Cu Ft	22																											
Upholstery	Shipping																																								
COM Ydg	2 ½	Ctn Wt	65																																						
COL Sq Ft	58	Cu Ft	22																																						
Quarter Round Bench 	CTW900 · 32" seat width · fully upholstered · double cut veneer available; specify and add \$105 list	<table border="1"> <thead> <tr> <th>Dimensions</th> <th>D</th> <th>W</th> <th>H</th> </tr> </thead> <tbody> <tr> <td>Overall</td> <td>32</td> <td></td> <td>18</td> </tr> <tr> <td>Seat</td> <td>32</td> <td></td> <td>18</td> </tr> </tbody> </table>	Dimensions	D	W	H	Overall	32		18	Seat	32		18	<table border="1"> <thead> <tr> <th>COM</th> <th>\$1,292</th> </tr> </thead> <tbody> <tr><td>A</td><td>\$1,335</td></tr> <tr><td>B</td><td>\$1,384</td></tr> <tr><td>COL/C</td><td>\$1,465</td></tr> <tr><td>D</td><td>\$1,569</td></tr> <tr><td>E</td><td>\$1,678</td></tr> <tr><td>F</td><td>\$1,841</td></tr> <tr><td>G</td><td>\$2,019</td></tr> <tr><td>H</td><td>\$2,207</td></tr> <tr><td>I</td><td>\$2,502</td></tr> <tr><td>J</td><td>\$2,855</td></tr> <tr><td>L1</td><td>\$2,290</td></tr> <tr><td>L2</td><td>\$2,540</td></tr> </tbody> </table>	COM	\$1,292	A	\$1,335	B	\$1,384	COL/C	\$1,465	D	\$1,569	E	\$1,678	F	\$1,841	G	\$2,019	H	\$2,207	I	\$2,502	J	\$2,855	L1	\$2,290	L2	\$2,540
		Dimensions	D	W	H																																				
Overall	32		18																																						
Seat	32		18																																						
COM	\$1,292																																								
A	\$1,335																																								
B	\$1,384																																								
COL/C	\$1,465																																								
D	\$1,569																																								
E	\$1,678																																								
F	\$1,841																																								
G	\$2,019																																								
H	\$2,207																																								
I	\$2,502																																								
J	\$2,855																																								
L1	\$2,290																																								
L2	\$2,540																																								
		<table border="1"> <thead> <tr> <th>Upholstery</th> <th colspan="3">Shipping</th> </tr> </thead> <tbody> <tr> <td>COM Ydg</td> <td>2</td> <td>Ctn Wt</td> <td>58</td> </tr> <tr> <td>COL Sq Ft</td> <td>46</td> <td>Cu Ft</td> <td>11</td> </tr> </tbody> </table>	Upholstery	Shipping			COM Ydg	2	Ctn Wt	58	COL Sq Ft	46	Cu Ft	11																											
Upholstery	Shipping																																								
COM Ydg	2	Ctn Wt	58																																						
COL Sq Ft	46	Cu Ft	11																																						
Single Seat Low Back 	CTL1201 · armless · 20" seat width · COM based on single fabric · multiple fabrics, see pages 204-206 for yardage requirements · double cut veneer available; specify and add \$105 list	<table border="1"> <thead> <tr> <th>Dimensions</th> <th>D</th> <th>W</th> <th>H</th> </tr> </thead> <tbody> <tr> <td>Overall</td> <td>32</td> <td>20</td> <td>30 ½</td> </tr> <tr> <td>Seat</td> <td>20</td> <td>20</td> <td>18</td> </tr> </tbody> </table>	Dimensions	D	W	H	Overall	32	20	30 ½	Seat	20	20	18	<table border="1"> <thead> <tr> <th>COM</th> <th>\$1,303</th> </tr> </thead> <tbody> <tr><td>A</td><td>\$1,365</td></tr> <tr><td>B</td><td>\$1,447</td></tr> <tr><td>COL/C</td><td>\$1,591</td></tr> <tr><td>D</td><td>\$1,777</td></tr> <tr><td>E</td><td>\$1,963</td></tr> <tr><td>F</td><td>\$2,252</td></tr> <tr><td>G</td><td>\$2,560</td></tr> <tr><td>H</td><td>\$2,891</td></tr> <tr><td>I</td><td>\$3,407</td></tr> <tr><td>J</td><td>\$4,027</td></tr> <tr><td>L1</td><td>\$3,036</td></tr> <tr><td>L2</td><td>\$3,469</td></tr> </tbody> </table>	COM	\$1,303	A	\$1,365	B	\$1,447	COL/C	\$1,591	D	\$1,777	E	\$1,963	F	\$2,252	G	\$2,560	H	\$2,891	I	\$3,407	J	\$4,027	L1	\$3,036	L2	\$3,469
		Dimensions	D	W	H																																				
Overall	32	20	30 ½																																						
Seat	20	20	18																																						
COM	\$1,303																																								
A	\$1,365																																								
B	\$1,447																																								
COL/C	\$1,591																																								
D	\$1,777																																								
E	\$1,963																																								
F	\$2,252																																								
G	\$2,560																																								
H	\$2,891																																								
I	\$3,407																																								
J	\$4,027																																								
L1	\$3,036																																								
L2	\$3,469																																								
		<table border="1"> <thead> <tr> <th>Upholstery</th> <th colspan="3">Shipping</th> </tr> </thead> <tbody> <tr> <td>COM Ydg</td> <td>3 ½</td> <td>Ctn Wt</td> <td>66</td> </tr> <tr> <td>COL Sq Ft</td> <td>81</td> <td>Cu Ft</td> <td>11</td> </tr> </tbody> </table>	Upholstery	Shipping			COM Ydg	3 ½	Ctn Wt	66	COL Sq Ft	81	Cu Ft	11																											
Upholstery	Shipping																																								
COM Ydg	3 ½	Ctn Wt	66																																						
COL Sq Ft	81	Cu Ft	11																																						

Description	1 Model	Specifications	List Price Per Grade																																						
Single Seat Low Back 	CTL1301 · armless · 30" seat width · COM based on single fabric · multiple fabrics, see pages 204-206 for yardage requirements · double cut veneer available; specify and add \$105 list	<table border="1"> <thead> <tr> <th>Dimensions</th> <th>D</th> <th>W</th> <th>H</th> </tr> </thead> <tbody> <tr> <td>Overall</td> <td>32</td> <td>30</td> <td>30½</td> </tr> <tr> <td>Seat</td> <td>20</td> <td>30</td> <td>18</td> </tr> </tbody> </table>	Dimensions	D	W	H	Overall	32	30	30½	Seat	20	30	18	<table border="1"> <tbody> <tr> <td>COM</td> <td>\$1,418</td> </tr> <tr> <td>A</td> <td>\$1,483</td> </tr> <tr> <td>B</td> <td>\$1,563</td> </tr> <tr> <td>COL/C</td> <td>\$1,709</td> </tr> <tr> <td>D</td> <td>\$1,895</td> </tr> <tr> <td>E</td> <td>\$2,079</td> </tr> <tr> <td>F</td> <td>\$2,368</td> </tr> <tr> <td>G</td> <td>\$2,678</td> </tr> <tr> <td>H</td> <td>\$3,007</td> </tr> <tr> <td>I</td> <td>\$3,524</td> </tr> <tr> <td>J</td> <td>\$4,143</td> </tr> <tr> <td>L1</td> <td>\$3,154</td> </tr> <tr> <td>L2</td> <td>\$3,586</td> </tr> </tbody> </table>	COM	\$1,418	A	\$1,483	B	\$1,563	COL/C	\$1,709	D	\$1,895	E	\$2,079	F	\$2,368	G	\$2,678	H	\$3,007	I	\$3,524	J	\$4,143	L1	\$3,154	L2	\$3,586
		Dimensions	D	W	H																																				
Overall	32	30	30½																																						
Seat	20	30	18																																						
COM	\$1,418																																								
A	\$1,483																																								
B	\$1,563																																								
COL/C	\$1,709																																								
D	\$1,895																																								
E	\$2,079																																								
F	\$2,368																																								
G	\$2,678																																								
H	\$3,007																																								
I	\$3,524																																								
J	\$4,143																																								
L1	\$3,154																																								
L2	\$3,586																																								
<table border="1"> <thead> <tr> <th>Upholstery</th> <th colspan="2">Shipping</th> </tr> </thead> <tbody> <tr> <td>COM Ydg</td> <td>3½</td> <td>Ctn Wt 77</td> </tr> <tr> <td>COL Sq Ft</td> <td>81</td> <td>Cu Ft 16</td> </tr> </tbody> </table>	Upholstery	Shipping		COM Ydg	3½	Ctn Wt 77	COL Sq Ft	81	Cu Ft 16																																
Upholstery	Shipping																																								
COM Ydg	3½	Ctn Wt 77																																							
COL Sq Ft	81	Cu Ft 16																																							
Single Seat Mid Back 	CTL1302 · armless · 30" seat width · COM based on single fabric · multiple fabrics, see pages 204-206 for yardage requirements · double cut veneer available; specify and add \$105 list	<table border="1"> <thead> <tr> <th>Dimensions</th> <th>D</th> <th>W</th> <th>H</th> </tr> </thead> <tbody> <tr> <td>Overall</td> <td>32</td> <td>30</td> <td>37½</td> </tr> <tr> <td>Seat</td> <td>20</td> <td>30</td> <td>18</td> </tr> </tbody> </table>	Dimensions	D	W	H	Overall	32	30	37½	Seat	20	30	18	<table border="1"> <tbody> <tr> <td>COM</td> <td>\$1,579</td> </tr> <tr> <td>A</td> <td>\$1,645</td> </tr> <tr> <td>B</td> <td>\$1,735</td> </tr> <tr> <td>COL/C</td> <td>\$1,888</td> </tr> <tr> <td>D</td> <td>\$2,088</td> </tr> <tr> <td>E</td> <td>\$2,287</td> </tr> <tr> <td>F</td> <td>\$2,596</td> </tr> <tr> <td>G</td> <td>\$2,927</td> </tr> <tr> <td>H</td> <td>\$3,282</td> </tr> <tr> <td>I</td> <td>\$3,835</td> </tr> <tr> <td>J</td> <td>\$4,497</td> </tr> <tr> <td>L1</td> <td>\$3,437</td> </tr> <tr> <td>L2</td> <td>\$3,900</td> </tr> </tbody> </table>	COM	\$1,579	A	\$1,645	B	\$1,735	COL/C	\$1,888	D	\$2,088	E	\$2,287	F	\$2,596	G	\$2,927	H	\$3,282	I	\$3,835	J	\$4,497	L1	\$3,437	L2	\$3,900
		Dimensions	D	W	H																																				
Overall	32	30	37½																																						
Seat	20	30	18																																						
COM	\$1,579																																								
A	\$1,645																																								
B	\$1,735																																								
COL/C	\$1,888																																								
D	\$2,088																																								
E	\$2,287																																								
F	\$2,596																																								
G	\$2,927																																								
H	\$3,282																																								
I	\$3,835																																								
J	\$4,497																																								
L1	\$3,437																																								
L2	\$3,900																																								
<table border="1"> <thead> <tr> <th>Upholstery</th> <th colspan="2">Shipping</th> </tr> </thead> <tbody> <tr> <td>COM Ydg</td> <td>3¾</td> <td>Ctn Wt 82</td> </tr> <tr> <td>COL Sq Ft</td> <td>87</td> <td>Cu Ft 21</td> </tr> </tbody> </table>	Upholstery	Shipping		COM Ydg	3¾	Ctn Wt 82	COL Sq Ft	87	Cu Ft 21																																
Upholstery	Shipping																																								
COM Ydg	3¾	Ctn Wt 82																																							
COL Sq Ft	87	Cu Ft 21																																							
Single Seat High Back 	CTL1303 · armless · 30" seat width · 7" high headrest · COM based on single fabric · multiple fabrics, see pages 204-206 for yardage requirements · double cut veneer available; specify and add \$105 list	<table border="1"> <thead> <tr> <th>Dimensions</th> <th>D</th> <th>W</th> <th>H</th> </tr> </thead> <tbody> <tr> <td>Overall</td> <td>32</td> <td>30</td> <td>44½</td> </tr> <tr> <td>Seat</td> <td>20</td> <td>30</td> <td>18</td> </tr> </tbody> </table>	Dimensions	D	W	H	Overall	32	30	44½	Seat	20	30	18	<table border="1"> <tbody> <tr> <td>COM</td> <td>\$1,736</td> </tr> <tr> <td>A</td> <td>\$1,816</td> </tr> <tr> <td>B</td> <td>\$1,921</td> </tr> <tr> <td>COL/C</td> <td>\$2,105</td> </tr> <tr> <td>D</td> <td>\$2,347</td> </tr> <tr> <td>E</td> <td>\$2,584</td> </tr> <tr> <td>F</td> <td>\$2,957</td> </tr> <tr> <td>G</td> <td>\$3,355</td> </tr> <tr> <td>H</td> <td>\$3,777</td> </tr> <tr> <td>I</td> <td>\$4,442</td> </tr> <tr> <td>J</td> <td>\$5,239</td> </tr> <tr> <td>L1</td> <td>\$3,964</td> </tr> <tr> <td>L2</td> <td>\$4,521</td> </tr> </tbody> </table>	COM	\$1,736	A	\$1,816	B	\$1,921	COL/C	\$2,105	D	\$2,347	E	\$2,584	F	\$2,957	G	\$3,355	H	\$3,777	I	\$4,442	J	\$5,239	L1	\$3,964	L2	\$4,521
		Dimensions	D	W	H																																				
Overall	32	30	44½																																						
Seat	20	30	18																																						
COM	\$1,736																																								
A	\$1,816																																								
B	\$1,921																																								
COL/C	\$2,105																																								
D	\$2,347																																								
E	\$2,584																																								
F	\$2,957																																								
G	\$3,355																																								
H	\$3,777																																								
I	\$4,442																																								
J	\$5,239																																								
L1	\$3,964																																								
L2	\$4,521																																								
<table border="1"> <thead> <tr> <th>Upholstery</th> <th colspan="2">Shipping</th> </tr> </thead> <tbody> <tr> <td>COM Ydg</td> <td>4½</td> <td>Ctn Wt 90</td> </tr> <tr> <td>COL Sq Ft</td> <td>104</td> <td>Cu Ft 25</td> </tr> </tbody> </table>	Upholstery	Shipping		COM Ydg	4½	Ctn Wt 90	COL Sq Ft	104	Cu Ft 25																																
Upholstery	Shipping																																								
COM Ydg	4½	Ctn Wt 90																																							
COL Sq Ft	104	Cu Ft 25																																							

To Order, Specify:

- 1 Model Number
- 2 Wood Species - Cherry (CH1), Maple (MA1), Walnut (WA1) or Double Cut (DC1)
- 3 Wood Finish
- 4 Fabric Selection - vendor, pattern and color
 - A. Seat
 - B. Back
- 5 Metal Leg Color - Black Sandtex (BSX), Pewter (PEW), Soft Nickel (SNK) or Stardust Silver (STS)
- 6 Optional Rubber Cushion Nylon Glides - no upcharge




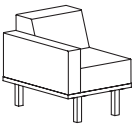
3 Wood Finish Options:

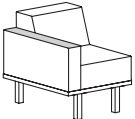
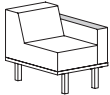
- | | | |
|---------------------|------------------|---------------|
| Cherry | Maple | Walnut |
| BRL Barley | ALM Ale Medium | AUB Auburn |
| BBM Bourbon Medium | BUT Butterscotch | ESP Espresso |
| BRM Brighton Medium | CIN Cinnamon | MCH Mocha |
| CLA Classic | FLX Flax | NTO Night Owl |
| CLL Collectors | VEN Venetian | SIE Sienna |
| EAR Earthy | TOF Toffee | |
| HRV Harvest | TRF Truffle | |
| LGC Legacy | | |
| PRL Praline | | |
| SAF Saffron | | |
- Double Cut**
- COF Coffee
 - CRM Cremello
 - FOS Fossil
 - GRH Graphite
 - KHK Khaki
 - STU Studio Teak

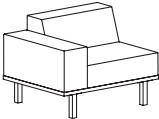
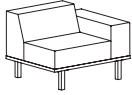
Specifications

- Wood species - Cherry, Maple, Walnut or Double Cut.
- Seat has synthetic sheet webbing with cross strap reinforcement, 4 ¼" high density polyurethane foam.
- Back has high density polyurethane foam.
- Plywood construction with locking tenons, glue and screws.
- Linking bracket included.
- Metal legs are 16 gauge steel tube with metal leveling glides.

- 4 See a selection of graded fabric manufacturers and patterns on pages 20-28 Contact Customer Service for additional fabric options.

Description	Model	Specifications	List Price Per Grade																																										
Single Seat High Back with Stand Up Surface 	CTL1304 · armless · stand up surface corner; specify square (S) no upcharge or rounded (R) add \$39 list · 30" seat width · 7" high headrest · 41 3/4" high stand up surface · COM based on single fabric · multiple fabrics, see pages 204-206 for yardage requirements · double cut veneer available; specify and add \$105 list	<table border="1"> <thead> <tr> <th>Dimensions</th> <th>D</th> <th>W</th> <th>H</th> </tr> </thead> <tbody> <tr> <td>Overall</td> <td>42</td> <td>30</td> <td>44 1/2</td> </tr> <tr> <td>Seat</td> <td>20</td> <td>30</td> <td>18</td> </tr> </tbody> </table>	Dimensions	D	W	H	Overall	42	30	44 1/2	Seat	20	30	18	<table border="1"> <tbody> <tr><td>COM</td><td>\$2,695</td></tr> <tr><td>A</td><td>\$2,789</td></tr> <tr><td>B</td><td>\$2,895</td></tr> <tr><td>COL/C</td><td>\$3,083</td></tr> <tr><td>D</td><td>\$3,320</td></tr> <tr><td>E</td><td>\$3,559</td></tr> <tr><td>F</td><td>\$3,930</td></tr> <tr><td>G</td><td>\$4,328</td></tr> <tr><td>H</td><td>\$4,753</td></tr> <tr><td>I</td><td>\$5,416</td></tr> <tr><td>J</td><td>\$6,212</td></tr> <tr><td>L1</td><td>\$4,938</td></tr> <tr><td>L2</td><td>\$5,496</td></tr> </tbody> </table>	COM	\$2,695	A	\$2,789	B	\$2,895	COL/C	\$3,083	D	\$3,320	E	\$3,559	F	\$3,930	G	\$4,328	H	\$4,753	I	\$5,416	J	\$6,212	L1	\$4,938	L2	\$5,496				
		Dimensions	D	W	H																																								
Overall	42	30	44 1/2																																										
Seat	20	30	18																																										
COM	\$2,695																																												
A	\$2,789																																												
B	\$2,895																																												
COL/C	\$3,083																																												
D	\$3,320																																												
E	\$3,559																																												
F	\$3,930																																												
G	\$4,328																																												
H	\$4,753																																												
I	\$5,416																																												
J	\$6,212																																												
L1	\$4,938																																												
L2	\$5,496																																												
<table border="1"> <thead> <tr> <th>Upholstery</th> <th colspan="3">Shipping</th> </tr> </thead> <tbody> <tr> <td>COM Ydg</td> <td>4 1/2</td> <td>Ctn Wt</td> <td>125</td> </tr> <tr> <td>COL Sq Ft</td> <td>104</td> <td>Cu Ft</td> <td>34</td> </tr> </tbody> </table>	Upholstery	Shipping			COM Ydg	4 1/2	Ctn Wt	125	COL Sq Ft	104	Cu Ft	34																																	
Upholstery	Shipping																																												
COM Ydg	4 1/2	Ctn Wt	125																																										
COL Sq Ft	104	Cu Ft	34																																										
Single Seat Privacy Back 	CTL1305 · armless · 30" seat width · 14" high headrest · COM based on single fabric · multiple fabrics, see pages 204-206 for yardage requirements · double cut veneer available; specify and add \$105 list	<table border="1"> <thead> <tr> <th>Dimensions</th> <th>D</th> <th>W</th> <th>H</th> </tr> </thead> <tbody> <tr> <td>Overall</td> <td>32</td> <td>30</td> <td>51 1/2</td> </tr> <tr> <td>Seat</td> <td>20</td> <td>30</td> <td>18</td> </tr> </tbody> </table>	Dimensions	D	W	H	Overall	32	30	51 1/2	Seat	20	30	18	<table border="1"> <tbody> <tr><td>COM</td><td>\$1,893</td></tr> <tr><td>A</td><td>\$1,983</td></tr> <tr><td>B</td><td>\$2,100</td></tr> <tr><td>COL/C</td><td>\$2,306</td></tr> <tr><td>D</td><td>\$2,572</td></tr> <tr><td>E</td><td>\$2,835</td></tr> <tr><td>F</td><td>\$3,250</td></tr> <tr><td>G</td><td>\$3,692</td></tr> <tr><td>H</td><td>\$4,164</td></tr> <tr><td>I</td><td>\$4,900</td></tr> <tr><td>J</td><td>\$5,784</td></tr> <tr><td>L1</td><td>\$4,369</td></tr> <tr><td>L2</td><td>\$4,987</td></tr> </tbody> </table>	COM	\$1,893	A	\$1,983	B	\$2,100	COL/C	\$2,306	D	\$2,572	E	\$2,835	F	\$3,250	G	\$3,692	H	\$4,164	I	\$4,900	J	\$5,784	L1	\$4,369	L2	\$4,987				
		Dimensions	D	W	H																																								
Overall	32	30	51 1/2																																										
Seat	20	30	18																																										
COM	\$1,893																																												
A	\$1,983																																												
B	\$2,100																																												
COL/C	\$2,306																																												
D	\$2,572																																												
E	\$2,835																																												
F	\$3,250																																												
G	\$3,692																																												
H	\$4,164																																												
I	\$4,900																																												
J	\$5,784																																												
L1	\$4,369																																												
L2	\$4,987																																												
<table border="1"> <thead> <tr> <th>Upholstery</th> <th colspan="3">Shipping</th> </tr> </thead> <tbody> <tr> <td>COM Ydg</td> <td>5</td> <td>Ctn Wt</td> <td>93</td> </tr> <tr> <td>COL Sq Ft</td> <td>115</td> <td>Cu Ft</td> <td>29</td> </tr> </tbody> </table>	Upholstery	Shipping			COM Ydg	5	Ctn Wt	93	COL Sq Ft	115	Cu Ft	29																																	
Upholstery	Shipping																																												
COM Ydg	5	Ctn Wt	93																																										
COL Sq Ft	115	Cu Ft	29																																										
Single Seat Privacy Back with Stand Up Surface 	CTL1306 · armless · stand up surface corner; specify square (S) no upcharge or rounded (R) add \$39 list · 30" seat width · 14" high headrest · 41 3/4" high stand up surface · COM based on single fabric · multiple fabrics, see pages 204-206 for yardage requirements · double cut veneer available; specify and add \$105 list	<table border="1"> <thead> <tr> <th>Dimensions</th> <th>D</th> <th>W</th> <th>H</th> </tr> </thead> <tbody> <tr> <td>Overall</td> <td>42</td> <td>30</td> <td>51 1/2</td> </tr> <tr> <td>Seat</td> <td>20</td> <td>30</td> <td>18</td> </tr> </tbody> </table>	Dimensions	D	W	H	Overall	42	30	51 1/2	Seat	20	30	18	<table border="1"> <tbody> <tr><td>COM</td><td>\$2,853</td></tr> <tr><td>A</td><td>\$2,957</td></tr> <tr><td>B</td><td>\$3,074</td></tr> <tr><td>COL/C</td><td>\$3,280</td></tr> <tr><td>D</td><td>\$3,545</td></tr> <tr><td>E</td><td>\$3,811</td></tr> <tr><td>F</td><td>\$4,224</td></tr> <tr><td>G</td><td>\$4,667</td></tr> <tr><td>H</td><td>\$5,138</td></tr> <tr><td>I</td><td>\$5,876</td></tr> <tr><td>J</td><td>\$6,758</td></tr> <tr><td>L1</td><td>\$5,343</td></tr> <tr><td>L2</td><td>\$5,963</td></tr> </tbody> </table>	COM	\$2,853	A	\$2,957	B	\$3,074	COL/C	\$3,280	D	\$3,545	E	\$3,811	F	\$4,224	G	\$4,667	H	\$5,138	I	\$5,876	J	\$6,758	L1	\$5,343	L2	\$5,963				
		Dimensions	D	W	H																																								
Overall	42	30	51 1/2																																										
Seat	20	30	18																																										
COM	\$2,853																																												
A	\$2,957																																												
B	\$3,074																																												
COL/C	\$3,280																																												
D	\$3,545																																												
E	\$3,811																																												
F	\$4,224																																												
G	\$4,667																																												
H	\$5,138																																												
I	\$5,876																																												
J	\$6,758																																												
L1	\$5,343																																												
L2	\$5,963																																												
<table border="1"> <thead> <tr> <th>Upholstery</th> <th colspan="3">Shipping</th> </tr> </thead> <tbody> <tr> <td>COM Ydg</td> <td>5</td> <td>Ctn Wt</td> <td>128</td> </tr> <tr> <td>COL Sq Ft</td> <td>115</td> <td>Cu Ft</td> <td>39</td> </tr> </tbody> </table>	Upholstery	Shipping			COM Ydg	5	Ctn Wt	128	COL Sq Ft	115	Cu Ft	39																																	
Upholstery	Shipping																																												
COM Ydg	5	Ctn Wt	128																																										
COL Sq Ft	115	Cu Ft	39																																										
Single Seat Low Back 	CTL1201UR CTL1201UL · upholstered arm · 5" arm width · 20" seat width · COM based on single fabric · multiple fabrics, see pages 204-206 for yardage requirements · double cut veneer available; specify and add \$105 list	<table border="1"> <thead> <tr> <th>Dimensions</th> <th>D</th> <th>W</th> <th>H</th> </tr> </thead> <tbody> <tr> <td>Overall</td> <td>32</td> <td>25</td> <td>30 1/2</td> </tr> <tr> <td>Seat</td> <td>20</td> <td>20</td> <td>18</td> </tr> <tr> <td>Arm</td> <td></td> <td>5</td> <td>24 1/2</td> </tr> </tbody> </table>	Dimensions	D	W	H	Overall	32	25	30 1/2	Seat	20	20	18	Arm		5	24 1/2	<table border="1"> <tbody> <tr><td>COM</td><td>\$1,815</td></tr> <tr><td>A</td><td>\$1,901</td></tr> <tr><td>B</td><td>\$2,019</td></tr> <tr><td>COL/C</td><td>\$2,225</td></tr> <tr><td>D</td><td>\$2,490</td></tr> <tr><td>E</td><td>\$2,755</td></tr> <tr><td>F</td><td>\$3,167</td></tr> <tr><td>G</td><td>\$3,610</td></tr> <tr><td>H</td><td>\$4,082</td></tr> <tr><td>I</td><td>\$4,819</td></tr> <tr><td>J</td><td>\$5,702</td></tr> <tr><td>L1</td><td>\$4,289</td></tr> <tr><td>L2</td><td>\$4,906</td></tr> </tbody> </table>	COM	\$1,815	A	\$1,901	B	\$2,019	COL/C	\$2,225	D	\$2,490	E	\$2,755	F	\$3,167	G	\$3,610	H	\$4,082	I	\$4,819	J	\$5,702	L1	\$4,289	L2	\$4,906
		Dimensions	D	W	H																																								
Overall	32	25	30 1/2																																										
Seat	20	20	18																																										
Arm		5	24 1/2																																										
COM	\$1,815																																												
A	\$1,901																																												
B	\$2,019																																												
COL/C	\$2,225																																												
D	\$2,490																																												
E	\$2,755																																												
F	\$3,167																																												
G	\$3,610																																												
H	\$4,082																																												
I	\$4,819																																												
J	\$5,702																																												
L1	\$4,289																																												
L2	\$4,906																																												
<table border="1"> <thead> <tr> <th>Upholstery</th> <th colspan="3">Shipping</th> </tr> </thead> <tbody> <tr> <td>COM Ydg</td> <td>5</td> <td>Ctn Wt</td> <td>72</td> </tr> <tr> <td>COL Sq Ft</td> <td>115</td> <td>Cu Ft</td> <td>14</td> </tr> </tbody> </table>	Upholstery	Shipping			COM Ydg	5	Ctn Wt	72	COL Sq Ft	115	Cu Ft	14																																	
Upholstery	Shipping																																												
COM Ydg	5	Ctn Wt	72																																										
COL Sq Ft	115	Cu Ft	14																																										

Description	① Model	Specifications			List Price Per Grade		
		Dimensions	D	W	H	COM	
Single Seat Low Back  CTL1201WR right  CTL1201WL left	CTL1201WR CTL1201WL <ul style="list-style-type: none"> • wood cap arm • 5" arm width • 20" seat width • COM based on single fabric • multiple fabrics, see pages 204-206 for yardage requirements • double cut veneer available; specify and add \$134 list 	Overall	32	25	30½	A	\$2,062
		Seat	20	20	18	B	\$2,179
		Arm	5		25	COL/C	\$2,384
		Upholstery		Shipping		D	\$2,650
		COM Ydg	5	Ctn Wt	77	E	\$2,914
		COL Sq Ft	115	Cu Ft	14	F	\$3,328
						G	\$3,769
						H	\$4,242
						I	\$4,978
						J	\$5,863
						L1	\$4,447
						L2	\$5,066

Description	① Model	Specifications			List Price Per Grade		
		Dimensions	D	W	H	COM	
Single Seat Low Back  CTL1301UR right  CTL1301UL left	CTL1301UR CTL1301UL <ul style="list-style-type: none"> • upholstered arm • 10" arm width • 30" seat width • COM based on single fabric • multiple fabrics, see pages 204-206 for yardage requirements • double cut veneer available; specify and add \$105 list 	Overall	32	40	30½	A	\$2,057
		Seat	20	30	18	B	\$2,173
		Arm	10		24½	COL/C	\$2,381
		Upholstery		Shipping		D	\$2,645
		COM Ydg	5	Ctn Wt	104	E	\$2,910
		COL Sq Ft	115	Cu Ft	21	F	\$3,325
						G	\$3,766
						H	\$4,238
						I	\$4,975
						J	\$5,859
						L1	\$4,444
						L2	\$5,062

To Order, Specify:

- ① Model Number
- ② Wood Species - Cherry (CH1), Maple (MA1), Walnut (WA1) or Double Cut (DC1)
- ③ Wood Finish
- ④ Laminate Color Selection (Stand Up Surface)
- ⑤ Surface Corners (Stand Up Surface) - Square (S), no upcharge or Rounded (R), add \$39 list
- ⑥ Fabric Selection - vendor, pattern and color
 - A. Seat
 - B. Back
 - C. Arm
 - D. Headrest
- ⑦ Metal Leg Color - Black Sandtex (BSX), Pewter (PEW), Soft Nickel (SNK) or Stardust Silver (STS)
- ⑧ Optional Power Center - Flush Mount (EC22) - Black (B) or White (W); \$612 list each, see page 201 for location availability
- ⑨ Arm Cap - Wood (M) or Black 3D Laminate (B3L)
- ⑩ Optional Drink Holder (DH) - add \$99 list each
- ⑪ Optional Tablet Arm - indicate left (TBL) or right arm (TBR); flat cut add \$547 list, double cut add \$571 list
- ⑫ Optional Coordinating Wood Grain Laminate Available on Wood Cap Arm - no upcharge. Finishes with an asterisk have a coordinating laminate available.
- ⑬ Optional Rubber Cushion Nylon Glides - no upcharge

③ Wood Finish Options:

Cherry	Maple	Walnut
BRL Barley	ALM Ale Medium	AUB Auburn
BBM Bourbon Medium	BUT Butterscotch	ESP Espresso
BRM Brighton Medium	CIN Cinnamon	MCH Mocha*
CLA Classic	FLX Flax	NTO Night Owl*
CLL Collectors*	VEN Venetian	SIE Sienna*
EAR Earthy	TOF Toffee	
HRV Harvest*	TRF Truffle*	
LGC Legacy		
PRL Praline*	*finishes with coordinating laminate top option	
SAF Saffron		
Double Cut		
COF Coffee	GRH Graphite	
CRM Cremello	KHK Khaki	
FOS Fossil	STU Studio Teak	

④ Laminate Color Selection (Stand Up Surface)

AGA Aged Ash	BGL Brighton Light	PIN Pinnacle Walnut
ALB Alabaster	CLL Collectors	SHD Shadow
ALL Ale Light	DWH Designer White	SLG Slate Grey
BLO Blonde Echo	FLO Florence Walnut	STU Studio Teak
BOL Bourbon Light	GRH Graphite	VIN Vintage
BZW Brazilwood	HGL High Line	WLH Walnut Heights
BBL Bridal Blanco	OAT Oatmeal Cookie	WEA Weathered Ash

⑤ See a selection of graded in fabric manufacturers and patterns on pages 20-28 Contact Customer Service for additional fabric options.

Specifications

- Wood species - Cherry, Maple, Walnut or Double Cut.
- Seat has synthetic sheet webbing with cross strap reinforcement, 4 ¼" high density polyurethane foam.
- Back has high density polyurethane foam.
- Arms have ¾" thick top and ¼" thick side high density polyurethane foam.
- Plywood construction with locking tenons, glue and screws.
- Linking bracket included.
- Metal legs are 16 gauge steel tube with metal leveling glides.
- ¾" thick 10" deep laminate stand up surface with coordinating 3mm PVC edge supported by steel columns, 42" surface height.

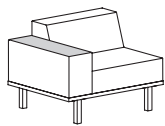
Description

① Model

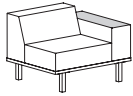
Specifications

List Price Per Grade

Single Seat Low Back



CTL1301WR
right



CTL1301WL
left

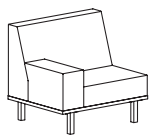
CTL1301WR CTL1301WL

- wood cap arm
- 10" arm width
- 30" seat width
- COM based on single fabric
- multiple fabrics, see pages 204-206 for yardage requirements
- double cut veneer available; specify and add \$134 list

Dimensions	D	W	H
Overall	32	40	30½
Seat	20	30	18
Arm		10	25
Upholstery		Shipping	
COM Ydg	5	Ctn Wt	109
COL Sq Ft	115	Cu Ft	21

COM	\$2,124
A	\$2,217
B	\$2,332
COL/C	\$2,541
D	\$2,805
E	\$3,071
F	\$3,484
G	\$3,926
H	\$4,398
I	\$5,135
J	\$6,018
L1	\$4,603
L2	\$5,221

Single Seat Mid Back



CTL1302UR
right



CTL1302UL
left


CTL1302UR CTL1302UL

- upholstered arm
- 10" arm width
- 30" seat width
- COM based on single fabric
- multiple fabrics, see pages 204-206 for yardage requirements
- double cut veneer available; specify and add \$105 list

Dimensions	D	W	H
Overall	32	40	37½
Seat	20	30	18
Arm		10	24½
Upholstery		Shipping	
COM Ydg	5¼	Ctn Wt	104
COL Sq Ft	121	Cu Ft	27

COM	\$2,125
A	\$2,221
B	\$2,343
COL/C	\$2,559
D	\$2,837
E	\$3,118
F	\$3,551
G	\$4,015
H	\$4,511
I	\$5,285
J	\$6,213
L1	\$4,728
L2	\$5,378

Single Seat Mid Back



CTL1302WR
right





CTL1302WL
left

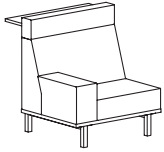
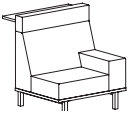
CTL1302WR CTL1302WL

- wood cap arm
- 10" arm width
- 30" seat width
- COM based on single fabric
- multiple fabrics, see pages 204-206 for yardage requirements
- double cut veneer available; specify and add \$134 list

Dimensions	D	W	H
Overall	32	40	37½
Seat	20	30	18
Arm		10	25
Upholstery		Shipping	
COM Ydg	5¼	Ctn Wt	109
COL Sq Ft	121	Cu Ft	27

COM	\$2,282
A	\$2,381
B	\$2,502
COL/C	\$2,720
D	\$2,999
E	\$3,277
F	\$3,710
G	\$4,175
H	\$4,671
I	\$5,443
J	\$6,373
L1	\$4,886
L2	\$5,536

Description	1 Model	Specifications	List Price Per Grade																																																						
Single Seat High Back  CTL1303UR right  CTL1303UL left	CTL1303UR CTL1303UL <ul style="list-style-type: none"> upholstered arm 10" arm width 30" seat width 7" high headrest COM based on single fabric multiple fabrics, see pages 204-206 for yardage requirements double cut veneer available; specify and add \$105 list 	<table border="1"> <thead> <tr> <th>Dimensions</th> <th>D</th> <th>W</th> <th>H</th> </tr> </thead> <tbody> <tr> <td>Overall</td> <td>32</td> <td>40</td> <td>44 ½</td> </tr> <tr> <td>Seat</td> <td>20</td> <td>30</td> <td>18</td> </tr> <tr> <td>Arm</td> <td></td> <td>10</td> <td>24 ½</td> </tr> <tr> <th colspan="2">Upholstery</th> <th colspan="2">Shipping</th> </tr> <tr> <td>COM Ydgs</td> <td>6</td> <td>Ctn Wt</td> <td>120</td> </tr> <tr> <td>COL Sq Ft</td> <td>138</td> <td>Cu Ft</td> <td>33</td> </tr> </tbody> </table>	Dimensions	D	W	H	Overall	32	40	44 ½	Seat	20	30	18	Arm		10	24 ½	Upholstery		Shipping		COM Ydgs	6	Ctn Wt	120	COL Sq Ft	138	Cu Ft	33	<table> <tr> <td>COM</td> <td>\$2,284</td> </tr> <tr> <td>A</td> <td>\$2,391</td> </tr> <tr> <td>B</td> <td>\$2,529</td> </tr> <tr> <td>COL/C</td> <td>\$2,779</td> </tr> <tr> <td>D</td> <td>\$3,097</td> </tr> <tr> <td>E</td> <td>\$3,414</td> </tr> <tr> <td>F</td> <td>\$3,910</td> </tr> <tr> <td>G</td> <td>\$4,442</td> </tr> <tr> <td>H</td> <td>\$5,008</td> </tr> <tr> <td>I</td> <td>\$5,892</td> </tr> <tr> <td>J</td> <td>\$6,953</td> </tr> <tr> <td>L1</td> <td>\$5,254</td> </tr> <tr> <td>L2</td> <td>\$5,997</td> </tr> </table>	COM	\$2,284	A	\$2,391	B	\$2,529	COL/C	\$2,779	D	\$3,097	E	\$3,414	F	\$3,910	G	\$4,442	H	\$5,008	I	\$5,892	J	\$6,953	L1	\$5,254	L2	\$5,997
		Dimensions	D	W	H																																																				
Overall	32	40	44 ½																																																						
Seat	20	30	18																																																						
Arm		10	24 ½																																																						
Upholstery		Shipping																																																							
COM Ydgs	6	Ctn Wt	120																																																						
COL Sq Ft	138	Cu Ft	33																																																						
COM	\$2,284																																																								
A	\$2,391																																																								
B	\$2,529																																																								
COL/C	\$2,779																																																								
D	\$3,097																																																								
E	\$3,414																																																								
F	\$3,910																																																								
G	\$4,442																																																								
H	\$5,008																																																								
I	\$5,892																																																								
J	\$6,953																																																								
L1	\$5,254																																																								
L2	\$5,997																																																								

Description	1 Model	Specifications	List Price Per Grade																																																						
Single Seat High Back with Stand Up Surface  CTL1304UR right  CTL1304UL left	CTL1304UR CTL1304UL <ul style="list-style-type: none"> upholstered arm stand up surface corner; specify square (S) no upcharge or rounded (R) add \$39 list 10" arm width 30" seat width 7" high headrest 41 ¾" high stand up surface COM based on single fabric multiple fabrics, see pages 204-206 for yardage requirements double cut veneer available; specify and add \$105 list 	<table border="1"> <thead> <tr> <th>Dimensions</th> <th>D</th> <th>W</th> <th>H</th> </tr> </thead> <tbody> <tr> <td>Overall</td> <td>42</td> <td>40</td> <td>44 ½</td> </tr> <tr> <td>Seat</td> <td>20</td> <td>30</td> <td>18</td> </tr> <tr> <td>Arm</td> <td></td> <td>10</td> <td>24 ½</td> </tr> <tr> <th colspan="2">Upholstery</th> <th colspan="2">Shipping</th> </tr> <tr> <td>COM Ydgs</td> <td>6</td> <td>Ctn Wt</td> <td>158</td> </tr> <tr> <td>COL Sq Ft</td> <td>138</td> <td>Cu Ft</td> <td>43</td> </tr> </tbody> </table>	Dimensions	D	W	H	Overall	42	40	44 ½	Seat	20	30	18	Arm		10	24 ½	Upholstery		Shipping		COM Ydgs	6	Ctn Wt	158	COL Sq Ft	138	Cu Ft	43	<table> <tr> <td>COM</td> <td>\$3,257</td> </tr> <tr> <td>A</td> <td>\$3,378</td> </tr> <tr> <td>B</td> <td>\$3,520</td> </tr> <tr> <td>COL/C</td> <td>\$3,767</td> </tr> <tr> <td>D</td> <td>\$4,088</td> </tr> <tr> <td>E</td> <td>\$4,404</td> </tr> <tr> <td>F</td> <td>\$4,900</td> </tr> <tr> <td>G</td> <td>\$5,431</td> </tr> <tr> <td>H</td> <td>\$5,996</td> </tr> <tr> <td>I</td> <td>\$6,881</td> </tr> <tr> <td>J</td> <td>\$7,943</td> </tr> <tr> <td>L1</td> <td>\$6,244</td> </tr> <tr> <td>L2</td> <td>\$6,986</td> </tr> </table>	COM	\$3,257	A	\$3,378	B	\$3,520	COL/C	\$3,767	D	\$4,088	E	\$4,404	F	\$4,900	G	\$5,431	H	\$5,996	I	\$6,881	J	\$7,943	L1	\$6,244	L2	\$6,986
		Dimensions	D	W	H																																																				
Overall	42	40	44 ½																																																						
Seat	20	30	18																																																						
Arm		10	24 ½																																																						
Upholstery		Shipping																																																							
COM Ydgs	6	Ctn Wt	158																																																						
COL Sq Ft	138	Cu Ft	43																																																						
COM	\$3,257																																																								
A	\$3,378																																																								
B	\$3,520																																																								
COL/C	\$3,767																																																								
D	\$4,088																																																								
E	\$4,404																																																								
F	\$4,900																																																								
G	\$5,431																																																								
H	\$5,996																																																								
I	\$6,881																																																								
J	\$7,943																																																								
L1	\$6,244																																																								
L2	\$6,986																																																								

To Order, Specify:

- 1 Model Number
- 2 Wood Species - Cherry (CH1), Maple (MA1), Walnut (WA1) or Double Cut (DC1)
- 3 Wood Finish
- 4 Laminate Color Selection (Stand Up Surface)
- 5 Surface Corners (Stand Up Surface) - Square (S), no upcharge or Rounded (R), add \$39 list
- 6 Fabric Selection - vendor, pattern and color
 - A. Seat
 - B. Back
 - C. Arm
 - D. Headrest
- 7 Metal Leg Color - Black Sandtex (BSX), Pewter (PEW), Soft Nickel (SNK) or Stardust Silver (STS)
- 8 Optional Power Center - Flush Mount (EC22) - Black (B) or White (W); \$612 list each, see page 201 for location availability
- 9 Arm Cap - Wood (M) or Black 3D Laminate (B3L)
- 10 Optional Drink Holder (DH) - add \$99 list each
- 11 Optional Tablet Arm - indicate left (TBL) or right arm (TBR); flat cut add \$547 list, double cut add \$571 list
- 12 Optional Coordinating Wood Grain Laminate Available on Wood Cap Arm - no upcharge.
- 13 Optional Rubber Cushion Nylon Glides - no upcharge Product Options

3 Wood Finish Options:

Cherry	Maple	Walnut
BRL Barley	ALM Ale Medium	AUB Auburn
BBM Bourbon Medium	BUT Butterscotch	ESP Espresso
BRM Brighton Medium	CIN Cinnamon	MCH Mocha*
CLA Classic	FLX Flax	NTO Night Owl*
CLL Collectors*	VEN Venetian	SIE Sienna*
EAR Earthy	TOF Toffee	
HRV Harvest*	TRF Truffle*	
LGC Legacy		
PRL Praline*	*finishes with coordinating laminate top option	
SAF Saffron		
Double Cut		
COF Coffee	GRH Graphite	
CRM Cremello	KHK Khaki	
FOS Fossil	STU Studio Teak	

4 Laminate Color Selection (Stand Up Surface)

AGA Aged Ash	BGL Brighton Light	PIN Pinnacle Walnut
ALB Alabaster	CLL Collectors	SHD Shadow
ALL Ale Light	DWH Designer White	SLG Slate Grey
BLO Blonde Echo	FLO Florence Walnut	STU Studio Teak
BOL Bourbon Light	GRH Graphite	VIN Vintage
BZW Brazilwood	HGL High Line	WLH Walnut Heights
BBL Bridal Blanco	OAT Oatmeal Cookie	WEA Weathered Ash

- 5 See a selection of graded in fabric manufacturers and patterns on pages 20-28 Contact Customer Service for additional fabric options.

Specifications

- Wood species - Cherry, Maple, Walnut or Double Cut.
- Seat has synthetic sheet webbing with cross strap reinforcement, 4 ¼" high density polyurethane foam.
- Back has high density polyurethane foam.
- Arms have ¾" thick top and ¼" thick side high density polyurethane foam.
- Plywood construction with locking tenons, glue and screws.
- Linking bracket included.
- Metal legs are 16 gauge steel tube with metal leveling glides.
- ¾" thick 10" deep laminate stand up surface with coordinating 3mm PVC edge supported by steel columns, 42" surface height.


Description

Model

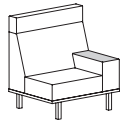
Specifications

List Price Per Grade

Single Seat High Back



CTL1303WR
right



CTL1303WL
left

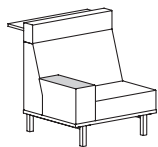
CTL1303WR CTL1303WL

- wood cap arm
- 10" arm width
- 30" seat width
- 7" high headrest
- COM based on single fabric
- multiple fabrics, see pages 204-206 for yardage requirements
- double cut veneer available; specify and add \$134 list

Dimensions	D	W	H
Overall	32	40	44½
Seat	20	30	18
Arm		10	25
Upholstery		Shipping	
COM Ydg	6	Ctn Wt	125
COL Sq Ft	138	Cu Ft	33

COM	\$2,441
A	\$2,549
B	\$2,691
COL/C	\$2,938
D	\$3,256
E	\$3,574
F	\$4,070
G	\$4,601
H	\$5,168
I	\$6,051
J	\$7,112
L1	\$5,414
L2	\$6,154

Single Seat High Back with Stand Up Surface



CTL1304WR
right



CTL1304WL
left

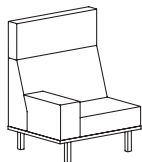
CTL1304WR CTL1304WL

- wood cap arm
- stand up surface corner; specify square (S) no upcharge or rounded (R) add \$39 list
- 10" arm width
- 30" seat width
- 7" high headrest
- 41¾" high stand up surface
- COM based on single fabric
- multiple fabrics, see pages 204-206 for yardage requirements
- double cut veneer available; specify and add \$134 list

Dimensions	D	W	H
Overall	42	40	44½
Seat	20	30	18
Arm		10	25
Upholstery		Shipping	
COM Ydg	6	Ctn Wt	163
COL Sq Ft	138	Cu Ft	43

COM	\$3,414
A	\$3,538
B	\$3,679
COL/C	\$3,927
D	\$4,245
E	\$4,564
F	\$5,059
G	\$5,590
H	\$6,153
I	\$7,039
J	\$8,101
L1	\$6,404
L2	\$7,145

Single Seat Privacy Back



CTL1305UR
right




CTL1305UL
left

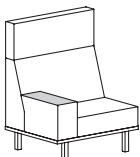
CTL1305UR CTL1305UL

- upholstered arm
- 10" arm width
- 30" seat width
- 14" high headrest
- COM based on single fabric
- multiple fabrics, see pages 204-206 for yardage requirements
- double cut veneer available; specify and add \$105 list

Dimensions	D	W	H
Overall	32	40	51½
Seat	20	30	18
Arm		10	24½
Upholstery		Shipping	
COM Ydg	6½	Ctn Wt	123
COL Sq Ft	150	Cu Ft	38

COM	\$2,442
A	\$2,556
B	\$2,709
COL/C	\$2,977
D	\$3,323
E	\$3,668
F	\$4,205
G	\$4,779
H	\$5,394
I	\$6,349
J	\$7,498
L1	\$5,661
L2	\$6,464

Description	1 Model	Specifications	List Price Per Grade
Single Seat Privacy Back with Stand Up Surface	CTL1306UR	Dimensions	COM \$3,416
	CTL1306UL	Overall	A \$3,545
	<ul style="list-style-type: none"> upholstered arm stand up surface corner; specify square (S) no upcharge or rounded (R) add \$39 list 10" arm width 30" seat width 14" high headrest 41 3/4" high stand up surface COM based on single fabric multiple fabrics, see pages 204-206 for yardage requirements double cut veneer available; specify and add \$105 list 	Seat	B \$3,698
		Arm	COL/C \$3,966
Upholstery		D \$4,312	
COM Ydg		E \$4,657	
COL Sq Ft		F \$5,193	
		G \$5,768	
		H \$6,380	
		I \$7,339	
		J \$8,488	
		L1 \$6,650	
	L2 \$7,454		

Description	1 Model	Specifications	List Price Per Grade
Single Seat Privacy Back	CTL1305WR	Dimensions	COM \$2,599
	CTL1305WL	Overall	A \$2,716
	<ul style="list-style-type: none"> wood cap arm 10" arm width 30" seat width 14" high headrest COM based on single fabric multiple fabrics, see pages 204-206 for yardage requirements double cut veneer available; specify and add \$134 list 	Seat	B \$2,870
		Arm	COL/C \$3,136
Upholstery		D \$3,482	
COM Ydg		E \$3,827	
COL Sq Ft		F \$4,364	
		G \$4,938	
		H \$5,550	
		I \$6,509	
		J \$7,659	
		L1 \$5,819	
	L2 \$6,624		

To Order, Specify:

- Model Number
- Wood Species - Cherry (CH1), Maple (MA1), Walnut (WA1) or Double Cut (DC1)
- Wood Finish
- Laminate Color Selection (Stand Up Surface)
- Surface Corners (Stand Up Surface) - Square (S), no upcharge or Rounded (R), add \$39 list
- Fabric Selection - vendor, pattern and color
 - Seat
 - Back
 - Arm
 - Headrest
- Metal Leg Color - Black Sandtex (BSX), Pewter (PEW), Soft Nickel (SNK) or Stardust Silver (STS)
- Optional Power Center - Flush Mount (EC22) - Black (B) or White (W); \$612 list each, see page 201 for location availability
- Arm Cap - Wood (M) or Black 3D Laminate (B3L)
- Optional Drink Holder (DH) - add \$99 list each
- Optional Tablet Arm - indicate left (TBL) or right arm
- Optional Coordinating Wood Grain Laminate Available on Wood Cap Arm - no upcharge. Finishes with an asterisk have a coordinating laminate available.
- Optional Rubber Cushion Nylon Glides - no upcharge

3 Wood Finish Options:

Cherry	Maple	Walnut
BRL Barley	ALM Ale Medium	AUB Auburn
BBM Bourbon Medium	BUT Butterscotch	ESP Espresso
BRM Brighton Medium	CIN Cinnamon	MCH Mocha*
CLA Classic	FLX Flax	NTO Night Owl*
CLL Collectors*	VEN Venetian	SIE Sienna*
EAR Earthy	TOF Toffee	
HRV Harvest*	TRF Truffle*	
LGC Legacy		
PRL Praline*		
SAF Saffron		

*finishes with coordinating laminate top option

Double Cut		
COF Coffee	GRH Graphite	
CRM Cremello	KHK Khaki	
FOS Fossil	STU Studio Teak	

4 Laminate Color Selection (Stand Up Surface)

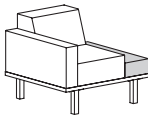

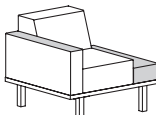

AGA Aged Ash	BGL Brighton Light	PIN Pinnacle Walnut
ALB Alabaster	CLL Collectors	SHD Shadow
ALL Ale Light	DWH Designer White	SLG Slate Grey
BLO Blonde Echo	FLO Florence Walnut	STU Studio Teak
BOL Bourbon Light	GRH Graphite	VIN Vintage
BZW Brazilwood	HGL High Line	WLH Walnut Heights
BBL Bridal Blanco	OAT Oatmeal Cookie	WEA Weathered Ash

- See a selection of graded in fabric manufacturers and patterns on pages 20-28 Contact Customer Service for additional fabric options.

Specifications

- Wood species - Cherry, Maple, Walnut or Double Cut.
- Seat has synthetic sheet webbing with cross strap reinforcement, 4 1/4" high density polyurethane foam.
- Back has high density polyurethane foam.
- Arms have 3/4" thick top and 1/4" thick side high density polyurethane foam.
- Plywood construction with locking tenons, glue and screws.
- Linking bracket included.
- Metal legs are 16 gauge steel tube with metal leveling glides.
- 3/4" thick 10" deep laminate stand up surface with coordinating 3mm PVC edge supported by steel columns, 42" surface height.

Description	Model	Specifications	List Price Per Grade																																																						
Single Seat Privacy Back with Stand Up Surface	CTL1306WR	<table border="1"> <thead> <tr> <th>Dimensions</th> <th>D</th> <th>W</th> <th>H</th> </tr> </thead> <tbody> <tr> <td>Overall</td> <td>42</td> <td>40</td> <td>51½</td> </tr> <tr> <td>Seat</td> <td>20</td> <td>30</td> <td>18</td> </tr> <tr> <td>Arm</td> <td></td> <td>10</td> <td>25</td> </tr> <tr> <th colspan="2">Upholstery</th> <th colspan="2">Shipping</th> </tr> <tr> <td>COM Ydg</td> <td>6½</td> <td>Ctn Wt</td> <td>166</td> </tr> <tr> <td>COL Sq Ft</td> <td>150</td> <td>Cu Ft</td> <td>48</td> </tr> </tbody> </table>	Dimensions	D	W	H	Overall	42	40	51½	Seat	20	30	18	Arm		10	25	Upholstery		Shipping		COM Ydg	6½	Ctn Wt	166	COL Sq Ft	150	Cu Ft	48	<table border="1"> <thead> <tr> <th>COM</th> <th>\$3,573</th> </tr> </thead> <tbody> <tr> <td>A</td> <td>\$3,706</td> </tr> <tr> <td>B</td> <td>\$3,859</td> </tr> <tr> <td>COL/C</td> <td>\$4,126</td> </tr> <tr> <td>D</td> <td>\$4,473</td> </tr> <tr> <td>E</td> <td>\$4,816</td> </tr> <tr> <td>F</td> <td>\$5,353</td> </tr> <tr> <td>G</td> <td>\$5,927</td> </tr> <tr> <td>H</td> <td>\$6,539</td> </tr> <tr> <td>I</td> <td>\$7,497</td> </tr> <tr> <td>J</td> <td>\$8,648</td> </tr> <tr> <td>L1</td> <td>\$6,809</td> </tr> <tr> <td>L2</td> <td>\$7,614</td> </tr> </tbody> </table>	COM	\$3,573	A	\$3,706	B	\$3,859	COL/C	\$4,126	D	\$4,473	E	\$4,816	F	\$5,353	G	\$5,927	H	\$6,539	I	\$7,497	J	\$8,648	L1	\$6,809	L2	\$7,614
	Dimensions		D	W	H																																																				
Overall	42	40	51½																																																						
Seat	20	30	18																																																						
Arm		10	25																																																						
Upholstery		Shipping																																																							
COM Ydg	6½	Ctn Wt	166																																																						
COL Sq Ft	150	Cu Ft	48																																																						
COM	\$3,573																																																								
A	\$3,706																																																								
B	\$3,859																																																								
COL/C	\$4,126																																																								
D	\$4,473																																																								
E	\$4,816																																																								
F	\$5,353																																																								
G	\$5,927																																																								
H	\$6,539																																																								
I	\$7,497																																																								
J	\$8,648																																																								
L1	\$6,809																																																								
L2	\$7,614																																																								
	CTL1306WL <ul style="list-style-type: none"> · wood cap arm · stand up surface corner; specify square (S) no upcharge or rounded (R) add \$39 list · 10" arm width · 30" seat width · 14" high headrest · 41 ¾" high stand up surface · COM based on single fabric · multiple fabrics, see pages 204-206 for yardage requirements · double cut veneer available; specify and add \$134 list 																																																								
	CTL1306WR right																																																								
	CTL1306WL left																																																								
Single Seat Low Back	CTL1201CR	<table border="1"> <thead> <tr> <th>Dimensions</th> <th>D</th> <th>W</th> <th>H</th> </tr> </thead> <tbody> <tr> <td>Overall</td> <td>32</td> <td>30</td> <td>30½</td> </tr> <tr> <td>Seat</td> <td>20</td> <td>20</td> <td>18</td> </tr> <tr> <th colspan="2">Upholstery</th> <th colspan="2">Shipping</th> </tr> <tr> <td>COM Ydg</td> <td>3½</td> <td>Ctn Wt</td> <td>82</td> </tr> <tr> <td>COL Sq Ft</td> <td>81</td> <td>Cu Ft</td> <td>16</td> </tr> </tbody> </table>	Dimensions	D	W	H	Overall	32	30	30½	Seat	20	20	18	Upholstery		Shipping		COM Ydg	3½	Ctn Wt	82	COL Sq Ft	81	Cu Ft	16	<table border="1"> <thead> <tr> <th>COM</th> <th>\$1,902</th> </tr> </thead> <tbody> <tr> <td>A</td> <td>\$1,972</td> </tr> <tr> <td>B</td> <td>\$2,057</td> </tr> <tr> <td>COL/C</td> <td>\$2,199</td> </tr> <tr> <td>D</td> <td>\$2,385</td> </tr> <tr> <td>E</td> <td>\$2,572</td> </tr> <tr> <td>F</td> <td>\$2,861</td> </tr> <tr> <td>G</td> <td>\$3,168</td> </tr> <tr> <td>H</td> <td>\$3,499</td> </tr> <tr> <td>I</td> <td>\$4,015</td> </tr> <tr> <td>J</td> <td>\$4,635</td> </tr> <tr> <td>L1</td> <td>\$3,643</td> </tr> <tr> <td>L2</td> <td>\$4,078</td> </tr> </tbody> </table>	COM	\$1,902	A	\$1,972	B	\$2,057	COL/C	\$2,199	D	\$2,385	E	\$2,572	F	\$2,861	G	\$3,168	H	\$3,499	I	\$4,015	J	\$4,635	L1	\$3,643	L2	\$4,078				
	Dimensions		D	W	H																																																				
Overall	32	30	30½																																																						
Seat	20	20	18																																																						
Upholstery		Shipping																																																							
COM Ydg	3½	Ctn Wt	82																																																						
COL Sq Ft	81	Cu Ft	16																																																						
COM	\$1,902																																																								
A	\$1,972																																																								
B	\$2,057																																																								
COL/C	\$2,199																																																								
D	\$2,385																																																								
E	\$2,572																																																								
F	\$2,861																																																								
G	\$3,168																																																								
H	\$3,499																																																								
I	\$4,015																																																								
J	\$4,635																																																								
L1	\$3,643																																																								
L2	\$4,078																																																								
	CTL1201CL <ul style="list-style-type: none"> · 20" seat width · 10" table width · COM based on single fabric · multiple fabrics, see pages 204-206 for yardage requirements · double cut veneer available; specify and add \$157 list 																																																								
	CTL1201CR right																																																								
	CTL1201CL left																																																								
Single Seat Low Back	CTL1301CR	<table border="1"> <thead> <tr> <th>Dimensions</th> <th>D</th> <th>W</th> <th>H</th> </tr> </thead> <tbody> <tr> <td>Overall</td> <td>32</td> <td>40</td> <td>30½</td> </tr> <tr> <td>Seat</td> <td>20</td> <td>30</td> <td>18</td> </tr> <tr> <th colspan="2">Upholstery</th> <th colspan="2">Shipping</th> </tr> <tr> <td>COM Ydg</td> <td>3½</td> <td>Ctn Wt</td> <td>93</td> </tr> <tr> <td>COL Sq Ft</td> <td>81</td> <td>Cu Ft</td> <td>21</td> </tr> </tbody> </table>	Dimensions	D	W	H	Overall	32	40	30½	Seat	20	30	18	Upholstery		Shipping		COM Ydg	3½	Ctn Wt	93	COL Sq Ft	81	Cu Ft	21	<table border="1"> <thead> <tr> <th>COM</th> <th>\$2,019</th> </tr> </thead> <tbody> <tr> <td>A</td> <td>\$2,092</td> </tr> <tr> <td>B</td> <td>\$2,172</td> </tr> <tr> <td>COL/C</td> <td>\$2,318</td> </tr> <tr> <td>D</td> <td>\$2,503</td> </tr> <tr> <td>E</td> <td>\$2,689</td> </tr> <tr> <td>F</td> <td>\$2,977</td> </tr> <tr> <td>G</td> <td>\$3,288</td> </tr> <tr> <td>H</td> <td>\$3,617</td> </tr> <tr> <td>I</td> <td>\$4,134</td> </tr> <tr> <td>J</td> <td>\$4,753</td> </tr> <tr> <td>L1</td> <td>\$3,763</td> </tr> <tr> <td>L2</td> <td>\$4,195</td> </tr> </tbody> </table>	COM	\$2,019	A	\$2,092	B	\$2,172	COL/C	\$2,318	D	\$2,503	E	\$2,689	F	\$2,977	G	\$3,288	H	\$3,617	I	\$4,134	J	\$4,753	L1	\$3,763	L2	\$4,195				
	Dimensions		D	W	H																																																				
Overall	32	40	30½																																																						
Seat	20	30	18																																																						
Upholstery		Shipping																																																							
COM Ydg	3½	Ctn Wt	93																																																						
COL Sq Ft	81	Cu Ft	21																																																						
COM	\$2,019																																																								
A	\$2,092																																																								
B	\$2,172																																																								
COL/C	\$2,318																																																								
D	\$2,503																																																								
E	\$2,689																																																								
F	\$2,977																																																								
G	\$3,288																																																								
H	\$3,617																																																								
I	\$4,134																																																								
J	\$4,753																																																								
L1	\$3,763																																																								
L2	\$4,195																																																								
	CTL1301CL <ul style="list-style-type: none"> · 30" seat width · 10" table width · COM based on single fabric · multiple fabrics, see pages 204-206 for yardage requirements · double cut veneer available; specify and add \$157 list 																																																								
	CTL1301CR right																																																								
	CTL1301CL left																																																								

Description	1 Model	Specifications	List Price Per Grade																																																			
Single Seat Low Back  CTL1201URCL right  CTL1201ULCR left	CTL1201URCL CTL1201ULCR <ul style="list-style-type: none"> upholstered arm 5" arm width 20" seat width 10" table width COM based on single fabric multiple fabrics, see pages 204-206 for yardage requirements double cut veneer available; specify and add \$157 list 	<table border="1"> <thead> <tr> <th>Dimensions</th> <th>D</th> <th>W</th> <th>H</th> </tr> </thead> <tbody> <tr> <td>Overall</td> <td>32</td> <td>35</td> <td>30½</td> </tr> <tr> <td>Seat</td> <td>20</td> <td>20</td> <td>18</td> </tr> <tr> <td>Arm</td> <td></td> <td>5</td> <td>24½</td> </tr> </tbody> </table> <table border="1"> <thead> <tr> <th>Upholstery</th> <th colspan="2">Shipping</th> </tr> </thead> <tbody> <tr> <td>COM Ydg</td> <td>5</td> <td>Ctn Wt 85</td> </tr> <tr> <td>COL Sq Ft</td> <td>115</td> <td>Cu Ft 19</td> </tr> </tbody> </table>	Dimensions	D	W	H	Overall	32	35	30½	Seat	20	20	18	Arm		5	24½	Upholstery	Shipping		COM Ydg	5	Ctn Wt 85	COL Sq Ft	115	Cu Ft 19	<table border="1"> <tbody> <tr><td>COM</td><td>\$2,413</td></tr> <tr><td>A</td><td>\$2,509</td></tr> <tr><td>B</td><td>\$2,626</td></tr> <tr><td>COL/C</td><td>\$2,833</td></tr> <tr><td>D</td><td>\$3,098</td></tr> <tr><td>E</td><td>\$3,364</td></tr> <tr><td>F</td><td>\$3,775</td></tr> <tr><td>G</td><td>\$4,217</td></tr> <tr><td>H</td><td>\$4,691</td></tr> <tr><td>I</td><td>\$5,427</td></tr> <tr><td>J</td><td>\$6,312</td></tr> <tr><td>L1</td><td>\$4,898</td></tr> <tr><td>L2</td><td>\$5,515</td></tr> </tbody> </table>	COM	\$2,413	A	\$2,509	B	\$2,626	COL/C	\$2,833	D	\$3,098	E	\$3,364	F	\$3,775	G	\$4,217	H	\$4,691	I	\$5,427	J	\$6,312	L1	\$4,898	L2	\$5,515
		Dimensions	D	W	H																																																	
Overall	32	35	30½																																																			
Seat	20	20	18																																																			
Arm		5	24½																																																			
Upholstery	Shipping																																																					
COM Ydg	5	Ctn Wt 85																																																				
COL Sq Ft	115	Cu Ft 19																																																				
COM	\$2,413																																																					
A	\$2,509																																																					
B	\$2,626																																																					
COL/C	\$2,833																																																					
D	\$3,098																																																					
E	\$3,364																																																					
F	\$3,775																																																					
G	\$4,217																																																					
H	\$4,691																																																					
I	\$5,427																																																					
J	\$6,312																																																					
L1	\$4,898																																																					
L2	\$5,515																																																					
Single Seat Low Back  CTL1201WRCL right  CTL1201WLCR left	CTL1201WRCL CTL1201WLCR <ul style="list-style-type: none"> wood cap arm 5" arm width 20" seat width 10" table width COM based on single fabric multiple fabrics, see pages 204-206 for yardage requirements double cut veneer available; specify and add \$174 list 	<table border="1"> <thead> <tr> <th>Dimensions</th> <th>D</th> <th>W</th> <th>H</th> </tr> </thead> <tbody> <tr> <td>Overall</td> <td>32</td> <td>35</td> <td>30½</td> </tr> <tr> <td>Seat</td> <td>20</td> <td>20</td> <td>18</td> </tr> <tr> <td>Arm</td> <td></td> <td>5</td> <td>25</td> </tr> </tbody> </table> <table border="1"> <thead> <tr> <th>Upholstery</th> <th colspan="2">Shipping</th> </tr> </thead> <tbody> <tr> <td>COM Ydg</td> <td>5</td> <td>Ctn Wt 89</td> </tr> <tr> <td>COL Sq Ft</td> <td>115</td> <td>Cu Ft 19</td> </tr> </tbody> </table>	Dimensions	D	W	H	Overall	32	35	30½	Seat	20	20	18	Arm		5	25	Upholstery	Shipping		COM Ydg	5	Ctn Wt 89	COL Sq Ft	115	Cu Ft 19	<table border="1"> <tbody> <tr><td>COM</td><td>\$2,570</td></tr> <tr><td>A</td><td>\$2,670</td></tr> <tr><td>B</td><td>\$2,787</td></tr> <tr><td>COL/C</td><td>\$2,994</td></tr> <tr><td>D</td><td>\$3,257</td></tr> <tr><td>E</td><td>\$3,522</td></tr> <tr><td>F</td><td>\$3,936</td></tr> <tr><td>G</td><td>\$4,377</td></tr> <tr><td>H</td><td>\$4,850</td></tr> <tr><td>I</td><td>\$5,587</td></tr> <tr><td>J</td><td>\$6,471</td></tr> <tr><td>L1</td><td>\$5,055</td></tr> <tr><td>L2</td><td>\$5,674</td></tr> </tbody> </table>	COM	\$2,570	A	\$2,670	B	\$2,787	COL/C	\$2,994	D	\$3,257	E	\$3,522	F	\$3,936	G	\$4,377	H	\$4,850	I	\$5,587	J	\$6,471	L1	\$5,055	L2	\$5,674
		Dimensions	D	W	H																																																	
Overall	32	35	30½																																																			
Seat	20	20	18																																																			
Arm		5	25																																																			
Upholstery	Shipping																																																					
COM Ydg	5	Ctn Wt 89																																																				
COL Sq Ft	115	Cu Ft 19																																																				
COM	\$2,570																																																					
A	\$2,670																																																					
B	\$2,787																																																					
COL/C	\$2,994																																																					
D	\$3,257																																																					
E	\$3,522																																																					
F	\$3,936																																																					
G	\$4,377																																																					
H	\$4,850																																																					
I	\$5,587																																																					
J	\$6,471																																																					
L1	\$5,055																																																					
L2	\$5,674																																																					

To Order, Specify:

- Model Number
- Wood Species - Cherry (CH1), Maple (MA1), Walnut (WA1) or Double Cut (DC1)
- Wood Finish
- Laminate Color Selection (Stand Up Surface)
- Surface Corners (Stand Up Surface) - Square (S), no upcharge or Rounded (R), add \$39 list
- Fabric Selection - vendor, pattern and color
 - Seat
 - Back
 - Arm
 - Headrest
- Metal Leg Color - Black Sandtex (BSX), Pewter (PEW), Soft Nickel (SNK) or Stardust Silver (STS)
- Optional Power Center - Flush Mount (EC22) - Black (B) or White (W); \$612 list each, see page 201 for location availability
- Arm Cap - Wood (M) or Black 3D Laminate (B3L)
- Optional Drink Holder (DH) - add \$99 list each
- Optional Tablet Arm - indicate left (TBL) or right arm (TBR); flat cut add \$547 list, double cut add \$571 list
- Optional Coordinating Wood Grain Laminate Available on Wood Cap Arm - no upcharge. Finishes with an asterisk have a coordinating laminate available.
- Optional Rubber Cushion Nylon Glides - no upcharge

3 Wood Finish Options:

Cherry	Maple	Walnut
BRL Barley	ALM Ale Medium	AUB Auburn
BBM Bourbon Medium	BUT Butterscotch	ESP Espresso
BRM Brighton Medium	CIN Cinnamon	MCH Mocha*
CLA Classic	FLX Flax	NTO Night Owl*
CLL Collectors*	VEN Venetian	SIE Sienna*
EAR Earthy	TOF Toffee	
HRV Harvest*	TRF Truffle*	
LGC Legacy		
PRL Praline*		
SAF Saffron		
		*finishes with coordinating laminate top option
Double Cut		
COF Coffee	GRH Graphite	
CRM Cremello	KHK Khaki	
FOS Fossil	STU Studio Teak	

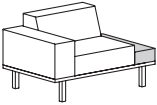
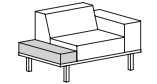
4 Laminate Color Selection (Stand Up Surface)

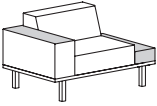

AGA Aged Ash	BGL Brighton Light	PIN Pinnacle Walnut
ALB Alabaster	CLL Collectors	SHD Shadow
ALL Ale Light	DWH Designer White	SLG Slate Grey
BLO Blonde Echo	FLO Florence Walnut	STU Studio Teak
BOL Bourbon Light	GRH Graphite	VIN Vintage
BZW Brazilwood	HGL High Line	WLH Walnut Heights
BBL Bridal Blanco	OAT Oatmeal Cookie	WEA Weathered Ash

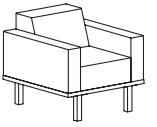
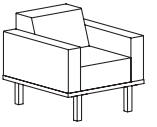
- See a selection of graded in fabric manufacturers and patterns on pages 20-28 Contact Customer Service for additional fabric options.

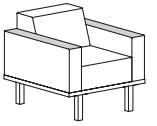
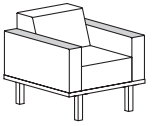
Specifications

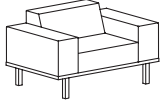
- Wood species - Cherry, Maple, Walnut or Double Cut.
- Seat has synthetic sheet webbing with cross strap reinforcement, 4 ¼" high density polyurethane foam.
- Back has high density polyurethane foam.
- Arms have ¾" thick top and ¼" thick side high density polyurethane foam.
- Plywood construction with locking tenons, glue and screws.
- Linking bracket included.
- Metal legs are 16 gauge steel tube with metal leveling glides.
- ¾" thick 10" deep laminate stand up surface with coordinating 3mm PVC edge supported by steel columns, 42" surface height.

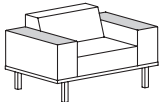
Description	① Model	Specifications	List Price Per Grade																												
Single Seat Low Back  CTL1301URCL right	CTL1301URCL CTL1301ULCR <ul style="list-style-type: none"> · upholstered arm · 10" arm width · 30" seat width · 10" table width · COM based on single fabric · multiple fabrics, see pages 204-206 for yardage requirements · double cut veneer available; specify and add \$157 list 	<table border="1"> <thead> <tr> <th>Dimensions</th> <th>D</th> <th>W</th> <th>H</th> </tr> </thead> <tbody> <tr> <td>Overall</td> <td>32</td> <td>50</td> <td>30½</td> </tr> <tr> <td>Seat</td> <td>20</td> <td>30</td> <td>18</td> </tr> <tr> <td>Arm</td> <td></td> <td>10</td> <td>24½</td> </tr> </tbody> </table>	Dimensions	D	W	H	Overall	32	50	30½	Seat	20	30	18	Arm		10	24½	<table border="1"> <thead> <tr> <th colspan="2">Upholstery</th> <th colspan="2">Shipping</th> </tr> </thead> <tbody> <tr> <td>COM Ydg</td> <td>5</td> <td>Ctn Wt</td> <td>120</td> </tr> <tr> <td>COL Sq Ft</td> <td>115</td> <td>Cu Ft</td> <td>26</td> </tr> </tbody> </table>	Upholstery		Shipping		COM Ydg	5	Ctn Wt	120	COL Sq Ft	115	Cu Ft	26
		Dimensions	D	W	H																										
Overall	32	50	30½																												
Seat	20	30	18																												
Arm		10	24½																												
Upholstery		Shipping																													
COM Ydg	5	Ctn Wt	120																												
COL Sq Ft	115	Cu Ft	26																												
 CTL1301ULCR left			<table border="1"> <tbody> <tr><td>COM</td><td>\$2,565</td></tr> <tr><td>A</td><td>\$2,666</td></tr> <tr><td>B</td><td>\$2,784</td></tr> <tr><td>COL/C</td><td>\$2,989</td></tr> <tr><td>D</td><td>\$3,254</td></tr> <tr><td>E</td><td>\$3,519</td></tr> <tr><td>F</td><td>\$3,932</td></tr> <tr><td>G</td><td>\$4,373</td></tr> <tr><td>H</td><td>\$4,847</td></tr> <tr><td>I</td><td>\$5,581</td></tr> <tr><td>J</td><td>\$6,468</td></tr> <tr><td>L1</td><td>\$5,052</td></tr> <tr><td>L2</td><td>\$5,670</td></tr> </tbody> </table>	COM	\$2,565	A	\$2,666	B	\$2,784	COL/C	\$2,989	D	\$3,254	E	\$3,519	F	\$3,932	G	\$4,373	H	\$4,847	I	\$5,581	J	\$6,468	L1	\$5,052	L2	\$5,670		
COM	\$2,565																														
A	\$2,666																														
B	\$2,784																														
COL/C	\$2,989																														
D	\$3,254																														
E	\$3,519																														
F	\$3,932																														
G	\$4,373																														
H	\$4,847																														
I	\$5,581																														
J	\$6,468																														
L1	\$5,052																														
L2	\$5,670																														

Description	① Model	Specifications	List Price Per Grade																												
Single Seat Low Back  CTL1301WRCL right	CTL1301WRCL CTL1301WLCR <ul style="list-style-type: none"> · wood cap arm · 10" arm width · 30" seat width · 10" table width · COM based on single fabric · multiple fabrics, see pages 204-206 for yardage requirements · double cut veneer available; specify and add \$174 list 	<table border="1"> <thead> <tr> <th>Dimensions</th> <th>D</th> <th>W</th> <th>H</th> </tr> </thead> <tbody> <tr> <td>Overall</td> <td>32</td> <td>50</td> <td>30½</td> </tr> <tr> <td>Seat</td> <td>20</td> <td>30</td> <td>18</td> </tr> <tr> <td>Arm</td> <td></td> <td>10</td> <td>25</td> </tr> </tbody> </table>	Dimensions	D	W	H	Overall	32	50	30½	Seat	20	30	18	Arm		10	25	<table border="1"> <thead> <tr> <th colspan="2">Upholstery</th> <th colspan="2">Shipping</th> </tr> </thead> <tbody> <tr> <td>COM Ydg</td> <td>5</td> <td>Ctn Wt</td> <td>125</td> </tr> <tr> <td>COL Sq Ft</td> <td>115</td> <td>Cu Ft</td> <td>26</td> </tr> </tbody> </table>	Upholstery		Shipping		COM Ydg	5	Ctn Wt	125	COL Sq Ft	115	Cu Ft	26
		Dimensions	D	W	H																										
Overall	32	50	30½																												
Seat	20	30	18																												
Arm		10	25																												
Upholstery		Shipping																													
COM Ydg	5	Ctn Wt	125																												
COL Sq Ft	115	Cu Ft	26																												
 CTL1301WLCR left			<table border="1"> <tbody> <tr><td>COM</td><td>\$2,725</td></tr> <tr><td>A</td><td>\$2,826</td></tr> <tr><td>B</td><td>\$2,944</td></tr> <tr><td>COL/C</td><td>\$3,151</td></tr> <tr><td>D</td><td>\$3,414</td></tr> <tr><td>E</td><td>\$3,679</td></tr> <tr><td>F</td><td>\$4,093</td></tr> <tr><td>G</td><td>\$4,535</td></tr> <tr><td>H</td><td>\$5,005</td></tr> <tr><td>I</td><td>\$5,743</td></tr> <tr><td>J</td><td>\$6,627</td></tr> <tr><td>L1</td><td>\$5,212</td></tr> <tr><td>L2</td><td>\$5,833</td></tr> </tbody> </table>	COM	\$2,725	A	\$2,826	B	\$2,944	COL/C	\$3,151	D	\$3,414	E	\$3,679	F	\$4,093	G	\$4,535	H	\$5,005	I	\$5,743	J	\$6,627	L1	\$5,212	L2	\$5,833		
COM	\$2,725																														
A	\$2,826																														
B	\$2,944																														
COL/C	\$3,151																														
D	\$3,414																														
E	\$3,679																														
F	\$4,093																														
G	\$4,535																														
H	\$5,005																														
I	\$5,743																														
J	\$6,627																														
L1	\$5,212																														
L2	\$5,833																														

Description	① Model	Specifications	List Price Per Grade																												
Single Seat Low Back  CTL1201U2	<ul style="list-style-type: none"> · upholstered arms · 5" arm width · 20" seat width · COM based on single fabric · multiple fabrics, see pages 204-206 for yardage requirements · double cut veneer available; specify and add \$105 list 	<table border="1"> <thead> <tr> <th>Dimensions</th> <th>D</th> <th>W</th> <th>H</th> </tr> </thead> <tbody> <tr> <td>Overall</td> <td>32</td> <td>30</td> <td>30½</td> </tr> <tr> <td>Seat</td> <td>20</td> <td>20</td> <td>18</td> </tr> <tr> <td>Arm</td> <td></td> <td>5</td> <td>24½</td> </tr> </tbody> </table>	Dimensions	D	W	H	Overall	32	30	30½	Seat	20	20	18	Arm		5	24½	<table border="1"> <thead> <tr> <th colspan="2">Upholstery</th> <th colspan="2">Shipping</th> </tr> </thead> <tbody> <tr> <td>COM Ydg</td> <td>6½</td> <td>Ctn Wt</td> <td>76</td> </tr> <tr> <td>COL Sq Ft</td> <td>150</td> <td>Cu Ft</td> <td>16</td> </tr> </tbody> </table>	Upholstery		Shipping		COM Ydg	6½	Ctn Wt	76	COL Sq Ft	150	Cu Ft	16
		Dimensions	D	W	H																										
Overall	32	30	30½																												
Seat	20	20	18																												
Arm		5	24½																												
Upholstery		Shipping																													
COM Ydg	6½	Ctn Wt	76																												
COL Sq Ft	150	Cu Ft	16																												
 CTL1201U2			<table border="1"> <tbody> <tr><td>COM</td><td>\$2,320</td></tr> <tr><td>A</td><td>\$2,432</td></tr> <tr><td>B</td><td>\$2,586</td></tr> <tr><td>COL/C</td><td>\$2,853</td></tr> <tr><td>D</td><td>\$3,199</td></tr> <tr><td>E</td><td>\$3,544</td></tr> <tr><td>F</td><td>\$4,080</td></tr> <tr><td>G</td><td>\$4,656</td></tr> <tr><td>H</td><td>\$5,268</td></tr> <tr><td>I</td><td>\$6,226</td></tr> <tr><td>J</td><td>\$7,376</td></tr> <tr><td>L1</td><td>\$5,537</td></tr> <tr><td>L2</td><td>\$6,342</td></tr> </tbody> </table>	COM	\$2,320	A	\$2,432	B	\$2,586	COL/C	\$2,853	D	\$3,199	E	\$3,544	F	\$4,080	G	\$4,656	H	\$5,268	I	\$6,226	J	\$7,376	L1	\$5,537	L2	\$6,342		
COM	\$2,320																														
A	\$2,432																														
B	\$2,586																														
COL/C	\$2,853																														
D	\$3,199																														
E	\$3,544																														
F	\$4,080																														
G	\$4,656																														
H	\$5,268																														
I	\$6,226																														
J	\$7,376																														
L1	\$5,537																														
L2	\$6,342																														

Description	① Model	Specifications	List Price Per Grade																												
Single Seat Low Back  CTL1201W2	<ul style="list-style-type: none"> · wood cap arms · 5" arm width · 20" seat width · COM based on single fabric · multiple fabrics, see pages 204-206 for yardage requirements · double cut veneer available; specify and add \$157 list 	<table border="1"> <thead> <tr> <th>Dimensions</th> <th>D</th> <th>W</th> <th>H</th> </tr> </thead> <tbody> <tr> <td>Overall</td> <td>32</td> <td>30</td> <td>30½</td> </tr> <tr> <td>Seat</td> <td>20</td> <td>20</td> <td>18</td> </tr> <tr> <td>Arm</td> <td></td> <td>5</td> <td>25</td> </tr> </tbody> </table>	Dimensions	D	W	H	Overall	32	30	30½	Seat	20	20	18	Arm		5	25	<table border="1"> <thead> <tr> <th colspan="2">Upholstery</th> <th colspan="2">Shipping</th> </tr> </thead> <tbody> <tr> <td>COM Ydg</td> <td>6½</td> <td>Ctn Wt</td> <td>81</td> </tr> <tr> <td>COL Sq Ft</td> <td>150</td> <td>Cu Ft</td> <td>16</td> </tr> </tbody> </table>	Upholstery		Shipping		COM Ydg	6½	Ctn Wt	81	COL Sq Ft	150	Cu Ft	16
		Dimensions	D	W	H																										
Overall	32	30	30½																												
Seat	20	20	18																												
Arm		5	25																												
Upholstery		Shipping																													
COM Ydg	6½	Ctn Wt	81																												
COL Sq Ft	150	Cu Ft	16																												
 CTL1201W2			<table border="1"> <tbody> <tr><td>COM</td><td>\$2,637</td></tr> <tr><td>A</td><td>\$2,754</td></tr> <tr><td>B</td><td>\$2,907</td></tr> <tr><td>COL/C</td><td>\$3,175</td></tr> <tr><td>D</td><td>\$3,520</td></tr> <tr><td>E</td><td>\$3,867</td></tr> <tr><td>F</td><td>\$4,402</td></tr> <tr><td>G</td><td>\$4,977</td></tr> <tr><td>H</td><td>\$5,590</td></tr> <tr><td>I</td><td>\$6,548</td></tr> <tr><td>J</td><td>\$7,697</td></tr> <tr><td>L1</td><td>\$5,859</td></tr> <tr><td>L2</td><td>\$6,663</td></tr> </tbody> </table>	COM	\$2,637	A	\$2,754	B	\$2,907	COL/C	\$3,175	D	\$3,520	E	\$3,867	F	\$4,402	G	\$4,977	H	\$5,590	I	\$6,548	J	\$7,697	L1	\$5,859	L2	\$6,663		
COM	\$2,637																														
A	\$2,754																														
B	\$2,907																														
COL/C	\$3,175																														
D	\$3,520																														
E	\$3,867																														
F	\$4,402																														
G	\$4,977																														
H	\$5,590																														
I	\$6,548																														
J	\$7,697																														
L1	\$5,859																														
L2	\$6,663																														

Description	1 Model	Specifications	List Price Per Grade																
Single Seat Low Back 	CTL1301U2 • upholstered arms • 10" arm width • 30" seat width • COM based on single fabric • multiple fabrics, see pages 204-206 for yardage requirements • double cut veneer available; specify and add \$105 list	<table border="1"> <thead> <tr> <th>Dimensions</th> <th>D</th> <th>W</th> <th>H</th> </tr> </thead> <tbody> <tr> <td>Overall</td> <td>32</td> <td>50</td> <td>30½</td> </tr> <tr> <td>Seat</td> <td>20</td> <td>30</td> <td>18</td> </tr> <tr> <td>Arm</td> <td></td> <td>10</td> <td>24½</td> </tr> </tbody> </table>	Dimensions	D	W	H	Overall	32	50	30½	Seat	20	30	18	Arm		10	24½	COM \$2,509 A \$2,624 B \$2,776 COL/C \$3,045 D \$3,391 E \$3,735 F \$4,273 G \$4,847 H \$5,460 I \$6,419 J \$7,568 L1 \$5,728 L2 \$6,533
		Dimensions	D	W	H														
		Overall	32	50	30½														
		Seat	20	30	18														
		Arm		10	24½														
		<table border="1"> <thead> <tr> <th>Upholstery</th> <th colspan="2">Shipping</th> </tr> </thead> <tbody> <tr> <td>COM Ydg</td> <td>6½</td> <td>Ctn Wt 131</td> </tr> <tr> <td>COL Sq Ft</td> <td>150</td> <td>Cu Ft 26</td> </tr> </tbody> </table>	Upholstery	Shipping		COM Ydg	6½	Ctn Wt 131	COL Sq Ft	150	Cu Ft 26								
		Upholstery	Shipping																
		COM Ydg	6½	Ctn Wt 131															
		COL Sq Ft	150	Cu Ft 26															

Description	1 Model	Specifications	List Price Per Grade																
Single Seat Low Back 	CTL1301W2 • wood cap arms • 10" arm width • 30" seat width • COM based on single fabric • multiple fabrics, see pages 204-206 for yardage requirements • double cut veneer available; specify and add \$157 list	<table border="1"> <thead> <tr> <th>Dimensions</th> <th>D</th> <th>W</th> <th>H</th> </tr> </thead> <tbody> <tr> <td>Overall</td> <td>32</td> <td>50</td> <td>30½</td> </tr> <tr> <td>Seat</td> <td>20</td> <td>30</td> <td>18</td> </tr> <tr> <td>Arm</td> <td></td> <td>10</td> <td>25</td> </tr> </tbody> </table>	Dimensions	D	W	H	Overall	32	50	30½	Seat	20	30	18	Arm		10	25	COM \$2,829 A \$2,949 B \$3,102 COL/C \$3,368 D \$3,715 E \$4,060 F \$4,597 G \$5,171 H \$5,784 I \$6,742 J \$7,892 L1 \$6,052 L2 \$6,857
		Dimensions	D	W	H														
		Overall	32	50	30½														
		Seat	20	30	18														
		Arm		10	25														
		<table border="1"> <thead> <tr> <th>Upholstery</th> <th colspan="2">Shipping</th> </tr> </thead> <tbody> <tr> <td>COM Ydg</td> <td>6½</td> <td>Ctn Wt 141</td> </tr> <tr> <td>COL Sq Ft</td> <td>150</td> <td>Cu Ft 26</td> </tr> </tbody> </table>	Upholstery	Shipping		COM Ydg	6½	Ctn Wt 141	COL Sq Ft	150	Cu Ft 26								
		Upholstery	Shipping																
		COM Ydg	6½	Ctn Wt 141															
		COL Sq Ft	150	Cu Ft 26															

To Order, Specify:

- 1 Model Number
- 2 Wood Species - Cherry (CH1), Maple (MA1), Walnut (WA1) or Double Cut (DC1)
- 3 Wood Finish
- 4 Fabric Selection - vendor, pattern and color
 - A. Seat
 - B. Back
 - C. Arm(s)
- 5 Metal Leg Color - Black Sandtex (BSX), Pewter (PEW), Soft Nickel (SNK) or Stardust Silver (STS)
- 6 Optional Wood Back Rail - available on any unit with two arms, specify and add \$167 list
- 7 Optional Power Center - Flush Mount (EC22) - Black (B) or White (W); \$612 list each, see page 201 for location availability
- 8 Arm Cap - Wood (M) or Black 3D Laminate (B3L)
- 9 Optional Drink Holder(s) (DH) - add \$99 list each, indicate left or right arm; add \$195 list for end table
- 10 Optional Tablet Arm - indicate left (TBL) or right arm (TBR); flat cut add \$547 list, double cut add \$571 list
- 11 Optional Coordinating Wood Grain Laminate Available on Wood Cap Arm or Table Top - no upcharge. Finishes with an asterisk have a coordinating laminate available
- 12 Optional Rubber Cushion Nylon Glides - no upcharge

3 Wood Finish Options:

- | | | |
|---|--|--|
| Cherry
BRL Barley
BBM Bourbon Medium
BRM Brighton Medium
CLA Classic
CLL Collectors*
EAR Earthy
HRV Harvest*
LGC Legacy
PRL Praline*
SAF Saffron | Maple
ALM Ale Medium
BUT Butterscotch
CIN Cinnamon
FLX Flax
VEN Venetian
TOF Toffee
TRF Truffle* | Walnut
AUB Auburn
ESP Espresso
MCH Mocha*
NTO Night Owl*
SIE Sienna* |
|---|--|--|
- *finishes with coordinating laminate top option

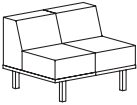
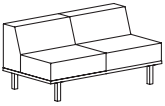


- 4 See a selection of graded in fabric manufacturers and patterns on pages 20-28 Contact Customer Service for additional fabric options.

Specifications

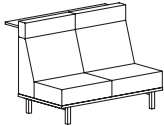
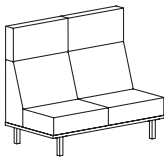
- Wood species - Cherry, Maple, Walnut or Double Cut. Seat has synthetic sheet webbing with cross strap reinforcement, 4 ¼" high density polyurethane foam.
- Back has high density polyurethane foam.
- Arms have ¾" thick top and ¼" thick side high density polyurethane foam.
- Plywood construction with locking tenons, glue and screws.
- Linking bracket included.
- Metal legs are 16 gauge steel tube with metal leveling glides.

When ordering Quickship products, place a "Q" in front of model number.
 Example: QGT4901D



Description	Model	Specifications	List Price Per Grade																																						
Two Seat Low Back 	CTL2201 · armless · 20" individual seat width · COM based on single fabric · multiple fabrics, see pages 204-206 for yardage requirements · double cut veneer available; specify and add \$105 list	<table border="1"> <thead> <tr> <th>Dimensions</th> <th>D</th> <th>W</th> <th>H</th> </tr> </thead> <tbody> <tr> <td>Overall</td> <td>32</td> <td>40</td> <td>30½</td> </tr> <tr> <td>Seat</td> <td>20</td> <td>40</td> <td>18</td> </tr> </tbody> </table>	Dimensions	D	W	H	Overall	32	40	30½	Seat	20	40	18	<table border="1"> <tbody> <tr><td>COM</td><td>\$2,582</td></tr> <tr><td>A</td><td>\$2,703</td></tr> <tr><td>B</td><td>\$2,870</td></tr> <tr><td>COL/C</td><td>\$3,158</td></tr> <tr><td>D</td><td>\$3,528</td></tr> <tr><td>E</td><td>\$3,900</td></tr> <tr><td>F</td><td>\$4,478</td></tr> <tr><td>G</td><td>\$5,097</td></tr> <tr><td>H</td><td>\$5,758</td></tr> <tr><td>I</td><td>\$6,788</td></tr> <tr><td>J</td><td>\$8,027</td></tr> <tr><td>L1</td><td>\$6,047</td></tr> <tr><td>L2</td><td>\$6,912</td></tr> </tbody> </table>	COM	\$2,582	A	\$2,703	B	\$2,870	COL/C	\$3,158	D	\$3,528	E	\$3,900	F	\$4,478	G	\$5,097	H	\$5,758	I	\$6,788	J	\$8,027	L1	\$6,047	L2	\$6,912
		Dimensions	D	W	H																																				
Overall	32	40	30½																																						
Seat	20	40	18																																						
COM	\$2,582																																								
A	\$2,703																																								
B	\$2,870																																								
COL/C	\$3,158																																								
D	\$3,528																																								
E	\$3,900																																								
F	\$4,478																																								
G	\$5,097																																								
H	\$5,758																																								
I	\$6,788																																								
J	\$8,027																																								
L1	\$6,047																																								
L2	\$6,912																																								
		<table border="1"> <thead> <tr> <th>Upholstery</th> <th colspan="2">Shipping</th> </tr> </thead> <tbody> <tr> <td>COM Ydg</td> <td>7</td> <td>Ctn Wt 93</td> </tr> <tr> <td>COL Sq Ft</td> <td>161</td> <td>Cu Ft 21</td> </tr> </tbody> </table>	Upholstery	Shipping		COM Ydg	7	Ctn Wt 93	COL Sq Ft	161	Cu Ft 21																														
Upholstery	Shipping																																								
COM Ydg	7	Ctn Wt 93																																							
COL Sq Ft	161	Cu Ft 21																																							
Two Seat Low Back 	CTL2301 · armless · 30" individual seat width · COM based on single fabric · multiple fabrics, see pages 204-206 for yardage requirements · double cut veneer available; specify and add \$105 list	<table border="1"> <thead> <tr> <th>Dimensions</th> <th>D</th> <th>W</th> <th>H</th> </tr> </thead> <tbody> <tr> <td>Overall</td> <td>32</td> <td>60</td> <td>30½</td> </tr> <tr> <td>Seat</td> <td>20</td> <td>60</td> <td>18</td> </tr> </tbody> </table>	Dimensions	D	W	H	Overall	32	60	30½	Seat	20	60	18	<table border="1"> <tbody> <tr><td>COM</td><td>\$2,828</td></tr> <tr><td>A</td><td>\$2,953</td></tr> <tr><td>B</td><td>\$3,119</td></tr> <tr><td>COL/C</td><td>\$3,407</td></tr> <tr><td>D</td><td>\$3,777</td></tr> <tr><td>E</td><td>\$4,150</td></tr> <tr><td>F</td><td>\$4,728</td></tr> <tr><td>G</td><td>\$5,346</td></tr> <tr><td>H</td><td>\$6,007</td></tr> <tr><td>I</td><td>\$7,039</td></tr> <tr><td>J</td><td>\$8,277</td></tr> <tr><td>L1</td><td>\$6,297</td></tr> <tr><td>L2</td><td>\$7,163</td></tr> </tbody> </table>	COM	\$2,828	A	\$2,953	B	\$3,119	COL/C	\$3,407	D	\$3,777	E	\$4,150	F	\$4,728	G	\$5,346	H	\$6,007	I	\$7,039	J	\$8,277	L1	\$6,297	L2	\$7,163
		Dimensions	D	W	H																																				
Overall	32	60	30½																																						
Seat	20	60	18																																						
COM	\$2,828																																								
A	\$2,953																																								
B	\$3,119																																								
COL/C	\$3,407																																								
D	\$3,777																																								
E	\$4,150																																								
F	\$4,728																																								
G	\$5,346																																								
H	\$6,007																																								
I	\$7,039																																								
J	\$8,277																																								
L1	\$6,297																																								
L2	\$7,163																																								
		<table border="1"> <thead> <tr> <th>Upholstery</th> <th colspan="2">Shipping</th> </tr> </thead> <tbody> <tr> <td>COM Ydg</td> <td>7</td> <td>Ctn Wt 138</td> </tr> <tr> <td>COL Sq Ft</td> <td>161</td> <td>Cu Ft 31</td> </tr> </tbody> </table>	Upholstery	Shipping		COM Ydg	7	Ctn Wt 138	COL Sq Ft	161	Cu Ft 31																														
Upholstery	Shipping																																								
COM Ydg	7	Ctn Wt 138																																							
COL Sq Ft	161	Cu Ft 31																																							
Two Seat Mid Back 	CTL2302 · armless · 30" individual seat width · COM based on single fabric · multiple fabrics, see pages 204-206 for yardage requirements · double cut veneer available; specify and add \$105 list	<table border="1"> <thead> <tr> <th>Dimensions</th> <th>D</th> <th>W</th> <th>H</th> </tr> </thead> <tbody> <tr> <td>Overall</td> <td>32</td> <td>60</td> <td>37½</td> </tr> <tr> <td>Seat</td> <td>20</td> <td>60</td> <td>18</td> </tr> </tbody> </table>	Dimensions	D	W	H	Overall	32	60	37½	Seat	20	60	18	<table border="1"> <tbody> <tr><td>COM</td><td>\$3,148</td></tr> <tr><td>A</td><td>\$3,284</td></tr> <tr><td>B</td><td>\$3,459</td></tr> <tr><td>COL/C</td><td>\$3,769</td></tr> <tr><td>D</td><td>\$4,168</td></tr> <tr><td>E</td><td>\$4,567</td></tr> <tr><td>F</td><td>\$5,184</td></tr> <tr><td>G</td><td>\$5,847</td></tr> <tr><td>H</td><td>\$6,555</td></tr> <tr><td>I</td><td>\$7,660</td></tr> <tr><td>J</td><td>\$8,987</td></tr> <tr><td>L1</td><td>\$6,864</td></tr> <tr><td>L2</td><td>\$7,793</td></tr> </tbody> </table>	COM	\$3,148	A	\$3,284	B	\$3,459	COL/C	\$3,769	D	\$4,168	E	\$4,567	F	\$5,184	G	\$5,847	H	\$6,555	I	\$7,660	J	\$8,987	L1	\$6,864	L2	\$7,793
		Dimensions	D	W	H																																				
Overall	32	60	37½																																						
Seat	20	60	18																																						
COM	\$3,148																																								
A	\$3,284																																								
B	\$3,459																																								
COL/C	\$3,769																																								
D	\$4,168																																								
E	\$4,567																																								
F	\$5,184																																								
G	\$5,847																																								
H	\$6,555																																								
I	\$7,660																																								
J	\$8,987																																								
L1	\$6,864																																								
L2	\$7,793																																								
		<table border="1"> <thead> <tr> <th>Upholstery</th> <th colspan="2">Shipping</th> </tr> </thead> <tbody> <tr> <td>COM Ydg</td> <td>7½</td> <td>Ctn Wt 143</td> </tr> <tr> <td>COL Sq Ft</td> <td>173</td> <td>Cu Ft 39</td> </tr> </tbody> </table>	Upholstery	Shipping		COM Ydg	7½	Ctn Wt 143	COL Sq Ft	173	Cu Ft 39																														
Upholstery	Shipping																																								
COM Ydg	7½	Ctn Wt 143																																							
COL Sq Ft	173	Cu Ft 39																																							
Two Seat High Back 	CTL2303 · armless · 30" individual seat width · COM based on single fabric · multiple fabrics, see pages 204-206 for yardage requirements · double cut veneer available; specify and add \$105 list	<table border="1"> <thead> <tr> <th>Dimensions</th> <th>D</th> <th>W</th> <th>H</th> </tr> </thead> <tbody> <tr> <td>Overall</td> <td>32</td> <td>60</td> <td>44½</td> </tr> <tr> <td>Seat</td> <td>20</td> <td>60</td> <td>18</td> </tr> </tbody> </table>	Dimensions	D	W	H	Overall	32	60	44½	Seat	20	60	18	<table border="1"> <tbody> <tr><td>COM</td><td>\$3,463</td></tr> <tr><td>A</td><td>\$3,621</td></tr> <tr><td>B</td><td>\$3,835</td></tr> <tr><td>COL/C</td><td>\$4,206</td></tr> <tr><td>D</td><td>\$4,683</td></tr> <tr><td>E</td><td>\$5,161</td></tr> <tr><td>F</td><td>\$5,903</td></tr> <tr><td>G</td><td>\$6,700</td></tr> <tr><td>H</td><td>\$7,549</td></tr> <tr><td>I</td><td>\$8,876</td></tr> <tr><td>J</td><td>\$10,467</td></tr> <tr><td>L1</td><td>\$7,919</td></tr> <tr><td>L2</td><td>\$9,033</td></tr> </tbody> </table>	COM	\$3,463	A	\$3,621	B	\$3,835	COL/C	\$4,206	D	\$4,683	E	\$5,161	F	\$5,903	G	\$6,700	H	\$7,549	I	\$8,876	J	\$10,467	L1	\$7,919	L2	\$9,033
		Dimensions	D	W	H																																				
Overall	32	60	44½																																						
Seat	20	60	18																																						
COM	\$3,463																																								
A	\$3,621																																								
B	\$3,835																																								
COL/C	\$4,206																																								
D	\$4,683																																								
E	\$5,161																																								
F	\$5,903																																								
G	\$6,700																																								
H	\$7,549																																								
I	\$8,876																																								
J	\$10,467																																								
L1	\$7,919																																								
L2	\$9,033																																								
		<table border="1"> <thead> <tr> <th>Upholstery</th> <th colspan="2">Shipping</th> </tr> </thead> <tbody> <tr> <td>COM Ydg</td> <td>9</td> <td>Ctn Wt 160</td> </tr> <tr> <td>COL Sq Ft</td> <td>207</td> <td>Cu Ft 48</td> </tr> </tbody> </table>	Upholstery	Shipping		COM Ydg	9	Ctn Wt 160	COL Sq Ft	207	Cu Ft 48																														
Upholstery	Shipping																																								
COM Ydg	9	Ctn Wt 160																																							
COL Sq Ft	207	Cu Ft 48																																							

CONNECT

Description	Model	Specifications	List Price Per Grade																		
Two Seat High Back with Stand Up Surface 	CTL2304 • armless • stand up surface corner; specify square (S) no upcharge or rounded (R) add \$39 list • 30" individual seat width • 7" high headrest • 41 3/4" high stand up surface • COM based on single fabric • multiple fabrics, see pages 204-206 for yardage requirements • double cut veneer available; specify and add \$105 list	<table border="1"> <thead> <tr> <th>Dimensions</th> <th>D</th> <th>W</th> <th>H</th> </tr> </thead> <tbody> <tr> <td>Overall</td> <td>42</td> <td>60</td> <td>44 1/2</td> </tr> <tr> <td>Seat</td> <td>20</td> <td>60</td> <td>18</td> </tr> </tbody> </table> <table border="1"> <thead> <tr> <th>Upholstery</th> <th>Shipping</th> </tr> </thead> <tbody> <tr> <td>COM Ydg</td> <td>9 Ctn Wt 198</td> </tr> <tr> <td>COL Sq Ft</td> <td>207 Cu Ft 58</td> </tr> </tbody> </table>	Dimensions	D	W	H	Overall	42	60	44 1/2	Seat	20	60	18	Upholstery	Shipping	COM Ydg	9 Ctn Wt 198	COL Sq Ft	207 Cu Ft 58	COM \$4,465 A \$4,638 B \$4,851 COL/C \$5,221 D \$5,700 E \$6,178 F \$6,922 G \$7,717 H \$8,564 I \$9,892 J \$11,485 L1 \$8,937 L2 \$10,050
		Dimensions	D	W	H																
Overall	42	60	44 1/2																		
Seat	20	60	18																		
Upholstery	Shipping																				
COM Ydg	9 Ctn Wt 198																				
COL Sq Ft	207 Cu Ft 58																				
Two Seat Privacy Back 	CTL2305 • armless • 30" individual seat width • 14" high headrest • COM based on single fabric • multiple fabrics, see pages 204-206 for yardage requirements • double cut veneer available; specify and add \$105 list	<table border="1"> <thead> <tr> <th>Dimensions</th> <th>D</th> <th>W</th> <th>H</th> </tr> </thead> <tbody> <tr> <td>Overall</td> <td>32</td> <td>60</td> <td>51 1/2</td> </tr> <tr> <td>Seat</td> <td>20</td> <td>60</td> <td>18</td> </tr> </tbody> </table> <table border="1"> <thead> <tr> <th>Upholstery</th> <th>Shipping</th> </tr> </thead> <tbody> <tr> <td>COM Ydg</td> <td>10 Ctn Wt 164</td> </tr> <tr> <td>COL Sq Ft</td> <td>230 Cu Ft 56</td> </tr> </tbody> </table>	Dimensions	D	W	H	Overall	32	60	51 1/2	Seat	20	60	18	Upholstery	Shipping	COM Ydg	10 Ctn Wt 164	COL Sq Ft	230 Cu Ft 56	COM \$3,780 A \$3,957 B \$4,192 COL/C \$4,605 D \$5,135 E \$5,665 F \$6,492 G \$7,375 H \$8,319 I \$9,793 J \$11,562 L1 \$8,732 L2 \$9,968
		Dimensions	D	W	H																
Overall	32	60	51 1/2																		
Seat	20	60	18																		
Upholstery	Shipping																				
COM Ydg	10 Ctn Wt 164																				
COL Sq Ft	230 Cu Ft 56																				

To Order, Specify:

- 1 Model Number
- 2 Wood Species - Cherry (CH1), Maple (MA1), Walnut (WA1) or Double Cut (DC1)
- 3 Wood Finish
- 4 Laminate Color Selection (Stand Up Surface)
- 5 Surface Corners (Stand Up Surface) - Square (S), no upcharge or Rounded (R), add \$39 list
- 6 Fabric Selection - vendor, pattern and color
 - A. Seat
 - B. Back
 - C. Arm
 - D. Headrest
- 7 Metal Leg Color - Black Sandtex (BSX), Pewter (PEW), Soft Nickel (SNK) or Stardust Silver (STS)
- 8 Optional Power Center - Flush Mount (EC22) - Black (B) or White (W); \$612 list each, see page 201 for location availability
- 9 Optional Drink Holder (DH) - add \$99 list each
- 10 Optional Tablet Arm - indicate left (TBL) or right arm (TBR); flat cut add \$547 list, double cut add \$571 list
- 11 Optional Rubber Cushion Nylon Glides - no upcharge
- 12 Product Options

3 Wood Finish Options:

Cherry	Maple	Walnut
BRL Barley	ALM Ale Medium	AUB Auburn
BBM Bourbon Medium	BUT Butterscotch	ESP Espresso
BRM Brighton Medium	CIN Cinnamon	MCH Mocha*
CLA Classic	FLX Flax	NTO Night Owl*
CLL Collectors*	VEN Venetian	SIE Sienna*
EAR Earthy	TOF Toffee	
HRV Harvest*	TRF Truffle*	
LGC Legacy		
PRL Praline*		
SAF Saffron		

*finishes with coordinating laminate top option

Double Cut	GRH Graphite
COF Coffee	KHK Khaki
CRM Cremello	STU Studio Teak
FOS Fossil	

4 Laminate Color Selection (Stand Up Surface)

AGA Aged Ash	BGL Brighton Light	PIN Pinnacle Walnut
ALB Alabaster	CLL Collectors	SHD Shadow
ALL Ale Light	DWH Designer White	SLG Slate Grey
BLO Blonde Echo	FLO Florence Walnut	STU Studio Teak
BOL Bourbon Light	GRH Graphite	VIN Vintage
BZW Brazilwood	HGL High Line	WLH Walnut Heights
BBL Bridal Blanco	OAT Oatmeal Cookie	WEA Weathered Ash

- 5 See a selection of graded in fabric manufacturers and patterns on pages 20-28 Contact Customer Service for additional fabric options.

Specifications

- Wood species - Cherry, Maple, Walnut or Double Cut.
- Seat has synthetic sheet webbing with cross strap reinforcement, 4 1/4" high density polyurethane foam.
- Back has high density polyurethane foam.
- Arms have 3/4" thick top and 1/4" thick side high density polyurethane foam.
- Plywood construction with locking tenons, glue and screws.
- Linking bracket included.
- Metal legs are 16 gauge steel tube with metal leveling glides.
- 3/4" thick 10" deep laminate stand up surface with coordinating 3mm PVC edge supported by steel columns, 42" surface height.

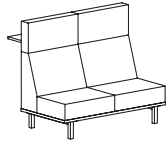
Description

Model

Specifications

List Price Per Grade

Two Seat Privacy Back
with Stand Up Surface



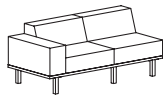
CTL2306

- armless
- stand up surface corner; specify square (S) no upcharge or rounded (R) add \$39 list
- 30" individual seat width
- 14" high headrest
- 41 3/4" high stand up surface
- COM based on single fabric
- multiple fabrics, see pages 204-206 for yardage requirements
- double cut veneer available; specify and add \$105 list

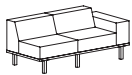
Dimensions	D	W	H
Overall	42	60	51 1/2
Seat	20	60	18
Upholstery		Shipping	
COM Ydg	10	Ctn Wt	202
COL Sq Ft	230	Cu Ft	66

COM	\$4,781
A	\$4,973
B	\$5,209
COL/C	\$5,622
D	\$6,150
E	\$6,683
F	\$7,508
G	\$8,393
H	\$9,335
I	\$10,809
J	\$12,577
L1	\$9,748
L2	\$10,986

Two Seat Low Back



CTL2301UR
right



CTL2301UL
left

CTL2301UR

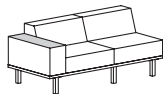
CTL2301UL

- upholstered arm
- 10" arm width
- 30" individual seat width
- COM based on single fabric
- multiple fabrics, see pages 204-206 for yardage requirements
- double cut veneer available; specify and add \$105 list

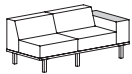
Dimensions	D	W	H
Overall	32	70	30 1/2
Seat	20	60	18
Arm		10	24 1/2
Upholstery		Shipping	
COM Ydg	8 1/2	Ctn Wt	187
COL Sq Ft	196	Cu Ft	36

COM	\$3,376
A	\$3,528
B	\$3,730
COL/C	\$4,080
D	\$4,532
E	\$4,981
F	\$5,685
G	\$6,435
H	\$7,237
I	\$8,490
J	\$9,995
L1	\$7,588
L2	\$8,640

Two Seat Low Back



CTL2301WR
right



CTL2301WL
left

CTL2301WR

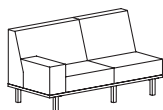
CTL2301WL

- wood cap arm
- 10" arm width
- 30" individual seat width
- COM based on single fabric
- multiple fabrics, see pages 204-206 for yardage requirements
- double cut veneer available; specify and add \$134 list

Dimensions	D	W	H
Overall	32	70	30 1/2
Seat	20	60	18
Arm		10	25
Upholstery		Shipping	
COM Ydg	8 1/2	Ctn Wt	192
COL Sq Ft	196	Cu Ft	36

COM	\$3,535
A	\$3,689
B	\$3,889
COL/C	\$4,241
D	\$4,691
E	\$5,142
F	\$5,844
G	\$6,594
H	\$7,395
I	\$8,650
J	\$10,154
L1	\$7,747
L2	\$8,799

Two Seat Mid Back



CTL2302UR
right



CTL2302UL
left

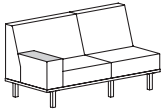

CTL2302UR

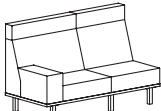
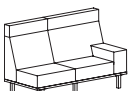
CTL2302UL

- upholstered arm
- 10" arm width
- 30" individual seat width
- COM based on single fabric
- multiple fabrics, see pages 204-206 for yardage requirements
- double cut veneer available; specify and add \$105 list

Dimensions	D	W	H
Overall	32	70	37 1/2
Seat	20	60	18
Arm		10	24 1/2
Upholstery		Shipping	
COM Ydg	9	Ctn Wt	187
COL Sq Ft	207	Cu Ft	46

COM	\$3,694
A	\$3,857
B	\$4,069
COL/C	\$4,441
D	\$4,917
E	\$5,396
F	\$6,138
G	\$6,935
H	\$7,783
I	\$9,109
J	\$10,702
L1	\$8,155
L2	\$9,268

Description	1 Model	Specifications	List Price Per Grade																																																
Two Seat Mid Back  CTL2302WR right  CTL2302WL left	CTL2302WR CTL2302WL <ul style="list-style-type: none"> • wood cap arm • 10" arm width • 30" individual seat width • COM based on single fabric • multiple fabrics, see pages 204-206 for yardage requirements • double cut veneer available; specify and add \$134 list 	<table border="1"> <thead> <tr> <th>Dimensions</th> <th>D</th> <th>W</th> <th>H</th> </tr> </thead> <tbody> <tr> <td>Overall</td> <td>32</td> <td>70</td> <td>37½</td> </tr> <tr> <td>Seat</td> <td>20</td> <td>60</td> <td>18</td> </tr> <tr> <td>Arm</td> <td></td> <td>10</td> <td>25</td> </tr> </tbody> </table> <table border="1"> <thead> <tr> <th>Upholstery</th> <th>Shipping</th> </tr> </thead> <tbody> <tr> <td>COM Ydg</td> <td>9 Ctn Wt 192</td> </tr> <tr> <td>COL Sq Ft</td> <td>207 Cu Ft 46</td> </tr> </tbody> </table>	Dimensions	D	W	H	Overall	32	70	37½	Seat	20	60	18	Arm		10	25	Upholstery	Shipping	COM Ydg	9 Ctn Wt 192	COL Sq Ft	207 Cu Ft 46	<table> <tr><td>COM</td><td>\$3,849</td></tr> <tr><td>A</td><td>\$4,015</td></tr> <tr><td>B</td><td>\$4,229</td></tr> <tr><td>COL/C</td><td>\$4,600</td></tr> <tr><td>D</td><td>\$5,078</td></tr> <tr><td>E</td><td>\$5,556</td></tr> <tr><td>F</td><td>\$6,298</td></tr> <tr><td>G</td><td>\$7,093</td></tr> <tr><td>H</td><td>\$7,944</td></tr> <tr><td>I</td><td>\$9,269</td></tr> <tr><td>J</td><td>\$10,860</td></tr> <tr><td>L1</td><td>\$8,314</td></tr> <tr><td>L2</td><td>\$9,427</td></tr> </table>	COM	\$3,849	A	\$4,015	B	\$4,229	COL/C	\$4,600	D	\$5,078	E	\$5,556	F	\$6,298	G	\$7,093	H	\$7,944	I	\$9,269	J	\$10,860	L1	\$8,314	L2	\$9,427
		Dimensions	D	W	H																																														
Overall	32	70	37½																																																
Seat	20	60	18																																																
Arm		10	25																																																
Upholstery	Shipping																																																		
COM Ydg	9 Ctn Wt 192																																																		
COL Sq Ft	207 Cu Ft 46																																																		
COM	\$3,849																																																		
A	\$4,015																																																		
B	\$4,229																																																		
COL/C	\$4,600																																																		
D	\$5,078																																																		
E	\$5,556																																																		
F	\$6,298																																																		
G	\$7,093																																																		
H	\$7,944																																																		
I	\$9,269																																																		
J	\$10,860																																																		
L1	\$8,314																																																		
L2	\$9,427																																																		

Description	1 Model	Specifications	List Price Per Grade																																																
Two Seat High Back  CTL2303UR right  CTL2303UL left	CTL2303UR CTL2303UL <ul style="list-style-type: none"> • upholstered arm • 10" arm width • 30" individual seat width • 7" high headrest • COM based on single fabric • multiple fabrics, see pages 204-206 for yardage requirements • double cut veneer available; specify and add \$105 list 	<table border="1"> <thead> <tr> <th>Dimensions</th> <th>D</th> <th>W</th> <th>H</th> </tr> </thead> <tbody> <tr> <td>Overall</td> <td>32</td> <td>70</td> <td>44½</td> </tr> <tr> <td>Seat</td> <td>20</td> <td>60</td> <td>18</td> </tr> <tr> <td>Arm</td> <td></td> <td>10</td> <td>24½</td> </tr> </tbody> </table> <table border="1"> <thead> <tr> <th>Upholstery</th> <th>Shipping</th> </tr> </thead> <tbody> <tr> <td>COM Ydg</td> <td>10½ Ctn Wt 204</td> </tr> <tr> <td>COL Sq Ft</td> <td>242 Cu Ft 56</td> </tr> </tbody> </table>	Dimensions	D	W	H	Overall	32	70	44½	Seat	20	60	18	Arm		10	24½	Upholstery	Shipping	COM Ydg	10½ Ctn Wt 204	COL Sq Ft	242 Cu Ft 56	<table> <tr><td>COM</td><td>\$4,009</td></tr> <tr><td>A</td><td>\$4,195</td></tr> <tr><td>B</td><td>\$4,444</td></tr> <tr><td>COL/C</td><td>\$4,877</td></tr> <tr><td>D</td><td>\$5,434</td></tr> <tr><td>E</td><td>\$5,990</td></tr> <tr><td>F</td><td>\$6,857</td></tr> <tr><td>G</td><td>\$7,785</td></tr> <tr><td>H</td><td>\$8,777</td></tr> <tr><td>I</td><td>\$10,325</td></tr> <tr><td>J</td><td>\$12,180</td></tr> <tr><td>L1</td><td>\$9,211</td></tr> <tr><td>L2</td><td>\$10,509</td></tr> </table>	COM	\$4,009	A	\$4,195	B	\$4,444	COL/C	\$4,877	D	\$5,434	E	\$5,990	F	\$6,857	G	\$7,785	H	\$8,777	I	\$10,325	J	\$12,180	L1	\$9,211	L2	\$10,509
		Dimensions	D	W	H																																														
Overall	32	70	44½																																																
Seat	20	60	18																																																
Arm		10	24½																																																
Upholstery	Shipping																																																		
COM Ydg	10½ Ctn Wt 204																																																		
COL Sq Ft	242 Cu Ft 56																																																		
COM	\$4,009																																																		
A	\$4,195																																																		
B	\$4,444																																																		
COL/C	\$4,877																																																		
D	\$5,434																																																		
E	\$5,990																																																		
F	\$6,857																																																		
G	\$7,785																																																		
H	\$8,777																																																		
I	\$10,325																																																		
J	\$12,180																																																		
L1	\$9,211																																																		
L2	\$10,509																																																		

To Order, Specify:

- 1 Model Number
- 2 Wood Species - Cherry (CH1), Maple (MA1), Walnut (WA1) or Double Cut (DC1)
- 3 Wood Finish
- 4 Laminate Color Selection (Stand Up Surface)
- 5 Surface Corners (Stand Up Surface) - Square (S), no upcharge or Rounded (R), add \$39 list
- 6 Fabric Selection - vendor, pattern and color
 - A. Seat
 - B. Back
 - C. Arm
 - D. Headrest
- 7 Metal Leg Color - Black Sandtex (BSX), Pewter (PEW), Soft Nickel (SNK) or Stardust Silver (STS)
- 8 Optional Power Center - Flush Mount (EC22) - Black (B) or White (W); \$612 list each, see page 201 for location availability
- 9 Arm Cap - Wood (M) or Black 3D Laminate (B3L)
- 10 Optional Drink Holder (DH) - add \$99 list each
- 11 Optional Tablet Arm - indicate left (TBL) or right arm (TBR); flat cut add \$547 list, double cut add \$571 list
- 12 Optional Coordinating Wood Grain Laminate Available on Wood Cap Arm - no upcharge. Finishes with an asterisk have a coordinating laminate available.
- 13 Optional Rubber Cushion Nylon Glides - no upcharge

3 Wood Finish Options:

Cherry	Maple	Walnut
BRL Barley	ALM Ale Medium	AUB Auburn
BBM Bourbon Medium	BUT Butterscotch	ESP Espresso
BRM Brighton Medium	CIN Cinnamon	MCH Mocha*
CLA Classic	FLX Flax	NTO Night Owl*
CLL Collectors*	VEN Venetian	SIE Sienna*
EAR Earthy	TOF Toffee	
HRV Harvest*	TRF Truffle*	
LGC Legacy		
PRL Praline*	*finishes with coordinating laminate top option	
SAF Saffron		
Double Cut		
COF Coffee	GRH Graphite	
CRM Cremello	KHK Khaki	
FOS Fossil	STU Studio Teak	

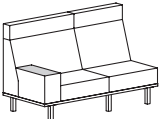
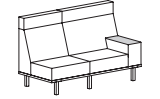
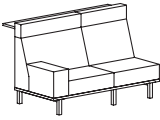

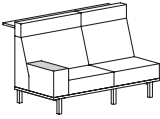

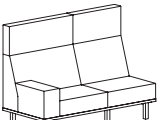
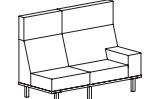
4 Laminate Color Selection (Stand Up Surface)

AGA Aged Ash	BGL Brighton Light	PIN Pinnacle Walnut
ALB Alabaster	CLL Collectors	SHD Shadow
ALL Ale Light	DWH Designer White	SLG Slate Grey
BLO Blonde Echo	FLO Florence Walnut	STU Studio Teak
BOL Bourbon Light	GRH Graphite	VIN Vintage
BZW Brazilwood	HGL High Line	WLH Walnut Heights
BBL Bridal Blanco	OAT Oatmeal Cookie	WEA Weathered Ash

- 5 See a selection of graded in fabric manufacturers and patterns on pages 20-28 Contact Customer Service for additional fabric options.

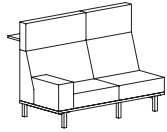
Specifications

- Wood species - Cherry, Maple, Walnut or Double Cut.
- Seat has synthetic sheet webbing with cross strap reinforcement, 4 ¼" high density polyurethane foam.
- Back has high density polyurethane foam.
- Arms have ¾" thick top and ¼" thick side high density polyurethane foam.
- Plywood construction with locking tenons, glue and screws.
- Linking bracket included.
- Metal legs are 16 gauge steel tube with metal leveling glides.
- ¾" thick 10" deep laminate stand up surface with coordinating 3mm PVC edge supported by steel columns, 42" surface height.

Description	Model	Specifications	List Price Per Grade																																																			
Two Seat High Back  CTL2303WR right  CTL2303WL left	CTL2303WR CTL2303WL <ul style="list-style-type: none"> · wood cap arm · 10" arm width · 30" individual seat width · 7" high headrest · COM based on single fabric · multiple fabrics, see pages 204-206 for yardage requirements · double cut veneer available; specify and add \$134 list 	<table border="1"> <thead> <tr> <th>Dimensions</th> <th>D</th> <th>W</th> <th>H</th> </tr> </thead> <tbody> <tr> <td>Overall</td> <td>32</td> <td>70</td> <td>44½</td> </tr> <tr> <td>Seat</td> <td>20</td> <td>60</td> <td>18</td> </tr> <tr> <td>Arm</td> <td></td> <td>10</td> <td>25</td> </tr> </tbody> </table> <table border="1"> <thead> <tr> <th>Upholstery</th> <th colspan="2">Shipping</th> </tr> </thead> <tbody> <tr> <td>COM Ydg</td> <td>10½</td> <td>Ctn Wt 209</td> </tr> <tr> <td>COL Sq Ft</td> <td>242</td> <td>Cu Ft 56</td> </tr> </tbody> </table>	Dimensions	D	W	H	Overall	32	70	44½	Seat	20	60	18	Arm		10	25	Upholstery	Shipping		COM Ydg	10½	Ctn Wt 209	COL Sq Ft	242	Cu Ft 56	<table border="1"> <tbody> <tr><td>COM</td><td>\$4,168</td></tr> <tr><td>A</td><td>\$4,356</td></tr> <tr><td>B</td><td>\$4,602</td></tr> <tr><td>COL/C</td><td>\$5,036</td></tr> <tr><td>D</td><td>\$5,593</td></tr> <tr><td>E</td><td>\$6,149</td></tr> <tr><td>F</td><td>\$7,016</td></tr> <tr><td>G</td><td>\$7,946</td></tr> <tr><td>H</td><td>\$8,936</td></tr> <tr><td>I</td><td>\$10,484</td></tr> <tr><td>J</td><td>\$12,340</td></tr> <tr><td>L1</td><td>\$9,368</td></tr> <tr><td>L2</td><td>\$10,669</td></tr> </tbody> </table>	COM	\$4,168	A	\$4,356	B	\$4,602	COL/C	\$5,036	D	\$5,593	E	\$6,149	F	\$7,016	G	\$7,946	H	\$8,936	I	\$10,484	J	\$12,340	L1	\$9,368	L2	\$10,669
		Dimensions	D	W	H																																																	
Overall	32	70	44½																																																			
Seat	20	60	18																																																			
Arm		10	25																																																			
Upholstery	Shipping																																																					
COM Ydg	10½	Ctn Wt 209																																																				
COL Sq Ft	242	Cu Ft 56																																																				
COM	\$4,168																																																					
A	\$4,356																																																					
B	\$4,602																																																					
COL/C	\$5,036																																																					
D	\$5,593																																																					
E	\$6,149																																																					
F	\$7,016																																																					
G	\$7,946																																																					
H	\$8,936																																																					
I	\$10,484																																																					
J	\$12,340																																																					
L1	\$9,368																																																					
L2	\$10,669																																																					
Two Seat High Back with Stand Up Surface  CTL2304UR right  CTL2304UL left	CTL2304UR CTL2304UL <ul style="list-style-type: none"> · upholstered arm · stand up surface corner; specify square (S) no upcharge or rounded (R) add \$39 list · 10" arm width · 30" individual seat width · 7" high headrest · 41¾" high stand up surface · COM based on single fabric · multiple fabrics, see pages 204-206 for yardage requirements · double cut veneer available; specify and add \$105 list 	<table border="1"> <thead> <tr> <th>Dimensions</th> <th>D</th> <th>W</th> <th>H</th> </tr> </thead> <tbody> <tr> <td>Overall</td> <td>42</td> <td>70</td> <td>44½</td> </tr> <tr> <td>Seat</td> <td>20</td> <td>60</td> <td>18</td> </tr> <tr> <td>Arm</td> <td></td> <td>10</td> <td>24½</td> </tr> </tbody> </table> <table border="1"> <thead> <tr> <th>Upholstery</th> <th colspan="2">Shipping</th> </tr> </thead> <tbody> <tr> <td>COM Ydg</td> <td>10½</td> <td>Ctn Wt 242</td> </tr> <tr> <td>COL Sq Ft</td> <td>242</td> <td>Cu Ft 68</td> </tr> </tbody> </table>	Dimensions	D	W	H	Overall	42	70	44½	Seat	20	60	18	Arm		10	24½	Upholstery	Shipping		COM Ydg	10½	Ctn Wt 242	COL Sq Ft	242	Cu Ft 68	<table border="1"> <tbody> <tr><td>COM</td><td>\$5,490</td></tr> <tr><td>A</td><td>\$5,697</td></tr> <tr><td>B</td><td>\$5,944</td></tr> <tr><td>COL/C</td><td>\$6,378</td></tr> <tr><td>D</td><td>\$6,936</td></tr> <tr><td>E</td><td>\$7,493</td></tr> <tr><td>F</td><td>\$8,358</td></tr> <tr><td>G</td><td>\$9,288</td></tr> <tr><td>H</td><td>\$10,279</td></tr> <tr><td>I</td><td>\$11,825</td></tr> <tr><td>J</td><td>\$13,683</td></tr> <tr><td>L1</td><td>\$10,712</td></tr> <tr><td>L2</td><td>\$12,010</td></tr> </tbody> </table>	COM	\$5,490	A	\$5,697	B	\$5,944	COL/C	\$6,378	D	\$6,936	E	\$7,493	F	\$8,358	G	\$9,288	H	\$10,279	I	\$11,825	J	\$13,683	L1	\$10,712	L2	\$12,010
		Dimensions	D	W	H																																																	
Overall	42	70	44½																																																			
Seat	20	60	18																																																			
Arm		10	24½																																																			
Upholstery	Shipping																																																					
COM Ydg	10½	Ctn Wt 242																																																				
COL Sq Ft	242	Cu Ft 68																																																				
COM	\$5,490																																																					
A	\$5,697																																																					
B	\$5,944																																																					
COL/C	\$6,378																																																					
D	\$6,936																																																					
E	\$7,493																																																					
F	\$8,358																																																					
G	\$9,288																																																					
H	\$10,279																																																					
I	\$11,825																																																					
J	\$13,683																																																					
L1	\$10,712																																																					
L2	\$12,010																																																					
Two Seat High Back with Stand Up Surface  CTL2304WR right  CTL2304WL left	CTL2304WR CTL2304WL <ul style="list-style-type: none"> · wood cap arm · stand up surface corner; specify square (S) no upcharge or rounded (R) add \$39 list · 10" arm width · 30" individual seat width · 7" high headrest · 41¾" high stand up surface · COM based on single fabric · multiple fabrics, see pages 204-206 for yardage requirements · double cut veneer available; specify and add \$134 list 	<table border="1"> <thead> <tr> <th>Dimensions</th> <th>D</th> <th>W</th> <th>H</th> </tr> </thead> <tbody> <tr> <td>Overall</td> <td>42</td> <td>70</td> <td>44½</td> </tr> <tr> <td>Seat</td> <td>20</td> <td>60</td> <td>18</td> </tr> <tr> <td>Arm</td> <td></td> <td>10</td> <td>25</td> </tr> </tbody> </table> <table border="1"> <thead> <tr> <th>Upholstery</th> <th colspan="2">Shipping</th> </tr> </thead> <tbody> <tr> <td>COM Ydg</td> <td>10½</td> <td>Ctn Wt 247</td> </tr> <tr> <td>COL Sq Ft</td> <td>242</td> <td>Cu Ft 68</td> </tr> </tbody> </table>	Dimensions	D	W	H	Overall	42	70	44½	Seat	20	60	18	Arm		10	25	Upholstery	Shipping		COM Ydg	10½	Ctn Wt 247	COL Sq Ft	242	Cu Ft 68	<table border="1"> <tbody> <tr><td>COM</td><td>\$5,647</td></tr> <tr><td>A</td><td>\$5,858</td></tr> <tr><td>B</td><td>\$6,105</td></tr> <tr><td>COL/C</td><td>\$6,537</td></tr> <tr><td>D</td><td>\$7,095</td></tr> <tr><td>E</td><td>\$7,652</td></tr> <tr><td>F</td><td>\$8,520</td></tr> <tr><td>G</td><td>\$9,447</td></tr> <tr><td>H</td><td>\$10,438</td></tr> <tr><td>I</td><td>\$11,985</td></tr> <tr><td>J</td><td>\$13,843</td></tr> <tr><td>L1</td><td>\$10,871</td></tr> <tr><td>L2</td><td>\$12,171</td></tr> </tbody> </table>	COM	\$5,647	A	\$5,858	B	\$6,105	COL/C	\$6,537	D	\$7,095	E	\$7,652	F	\$8,520	G	\$9,447	H	\$10,438	I	\$11,985	J	\$13,843	L1	\$10,871	L2	\$12,171
		Dimensions	D	W	H																																																	
Overall	42	70	44½																																																			
Seat	20	60	18																																																			
Arm		10	25																																																			
Upholstery	Shipping																																																					
COM Ydg	10½	Ctn Wt 247																																																				
COL Sq Ft	242	Cu Ft 68																																																				
COM	\$5,647																																																					
A	\$5,858																																																					
B	\$6,105																																																					
COL/C	\$6,537																																																					
D	\$7,095																																																					
E	\$7,652																																																					
F	\$8,520																																																					
G	\$9,447																																																					
H	\$10,438																																																					
I	\$11,985																																																					
J	\$13,843																																																					
L1	\$10,871																																																					
L2	\$12,171																																																					
Two Seat Privacy Back  CTL2305UR right  CTL2305UL left	CTL2305UR CTL2305UL <ul style="list-style-type: none"> · upholstered arm · 10" arm width · 30" individual seat width · 14" high headrest · COM based on single fabric · multiple fabrics, see pages 204-206 for yardage requirements · double cut veneer available; specify and add \$105 list 	<table border="1"> <thead> <tr> <th>Dimensions</th> <th>D</th> <th>W</th> <th>H</th> </tr> </thead> <tbody> <tr> <td>Overall</td> <td>32</td> <td>70</td> <td>51½</td> </tr> <tr> <td>Seat</td> <td>20</td> <td>60</td> <td>18</td> </tr> <tr> <td>Arm</td> <td></td> <td>10</td> <td>24½</td> </tr> </tbody> </table> <table border="1"> <thead> <tr> <th>Upholstery</th> <th colspan="2">Shipping</th> </tr> </thead> <tbody> <tr> <td>COM Ydg</td> <td>11½</td> <td>Ctn Wt 214</td> </tr> <tr> <td>COL Sq Ft</td> <td>265</td> <td>Cu Ft 66</td> </tr> </tbody> </table>	Dimensions	D	W	H	Overall	32	70	51½	Seat	20	60	18	Arm		10	24½	Upholstery	Shipping		COM Ydg	11½	Ctn Wt 214	COL Sq Ft	265	Cu Ft 66	<table border="1"> <tbody> <tr><td>COM</td><td>\$4,327</td></tr> <tr><td>A</td><td>\$4,529</td></tr> <tr><td>B</td><td>\$4,800</td></tr> <tr><td>COL/C</td><td>\$5,275</td></tr> <tr><td>D</td><td>\$5,885</td></tr> <tr><td>E</td><td>\$6,496</td></tr> <tr><td>F</td><td>\$7,446</td></tr> <tr><td>G</td><td>\$8,461</td></tr> <tr><td>H</td><td>\$9,547</td></tr> <tr><td>I</td><td>\$11,242</td></tr> <tr><td>J</td><td>\$13,273</td></tr> <tr><td>L1</td><td>\$10,021</td></tr> <tr><td>L2</td><td>\$11,444</td></tr> </tbody> </table>	COM	\$4,327	A	\$4,529	B	\$4,800	COL/C	\$5,275	D	\$5,885	E	\$6,496	F	\$7,446	G	\$8,461	H	\$9,547	I	\$11,242	J	\$13,273	L1	\$10,021	L2	\$11,444
		Dimensions	D	W	H																																																	
Overall	32	70	51½																																																			
Seat	20	60	18																																																			
Arm		10	24½																																																			
Upholstery	Shipping																																																					
COM Ydg	11½	Ctn Wt 214																																																				
COL Sq Ft	265	Cu Ft 66																																																				
COM	\$4,327																																																					
A	\$4,529																																																					
B	\$4,800																																																					
COL/C	\$5,275																																																					
D	\$5,885																																																					
E	\$6,496																																																					
F	\$7,446																																																					
G	\$8,461																																																					
H	\$9,547																																																					
I	\$11,242																																																					
J	\$13,273																																																					
L1	\$10,021																																																					
L2	\$11,444																																																					

CONNECT

Description	Model	Specifications	List Price Per Grade																																																					
Two Seat Privacy Back with Stand Up Surface	CTL2306UR	<table border="1"> <thead> <tr> <th>Dimensions</th> <th>D</th> <th>W</th> <th>H</th> </tr> </thead> <tbody> <tr> <td>Overall</td> <td>42</td> <td>70</td> <td>51 ½</td> </tr> <tr> <td>Seat</td> <td>20</td> <td>60</td> <td>18</td> </tr> <tr> <td>Arm</td> <td></td> <td>10</td> <td>24 ½</td> </tr> </tbody> </table> <table border="1"> <thead> <tr> <th>Upholstery</th> <th colspan="2">Shipping</th> </tr> </thead> <tbody> <tr> <td>COM Ydg</td> <td>11 ½</td> <td>Ctn Wt 252</td> </tr> <tr> <td>COL Sq Ft</td> <td>265</td> <td>Cu Ft 78</td> </tr> </tbody> </table>	Dimensions	D	W	H	Overall	42	70	51 ½	Seat	20	60	18	Arm		10	24 ½	Upholstery	Shipping		COM Ydg	11 ½	Ctn Wt 252	COL Sq Ft	265	Cu Ft 78	<table border="1"> <thead> <tr> <th>COM</th> <th>\$</th> </tr> </thead> <tbody> <tr><td>COM</td><td>\$5,807</td></tr> <tr><td>A</td><td>\$6,030</td></tr> <tr><td>B</td><td>\$6,302</td></tr> <tr><td>COL/C</td><td>\$6,777</td></tr> <tr><td>D</td><td>\$7,387</td></tr> <tr><td>E</td><td>\$7,996</td></tr> <tr><td>F</td><td>\$8,946</td></tr> <tr><td>G</td><td>\$9,964</td></tr> <tr><td>H</td><td>\$11,047</td></tr> <tr><td>I</td><td>\$12,743</td></tr> <tr><td>J</td><td>\$14,778</td></tr> <tr><td>L1</td><td>\$11,523</td></tr> <tr><td>L2</td><td>\$12,944</td></tr> </tbody> </table>	COM	\$	COM	\$5,807	A	\$6,030	B	\$6,302	COL/C	\$6,777	D	\$7,387	E	\$7,996	F	\$8,946	G	\$9,964	H	\$11,047	I	\$12,743	J	\$14,778	L1	\$11,523	L2	\$12,944
	Dimensions		D	W	H																																																			
Overall	42	70	51 ½																																																					
Seat	20	60	18																																																					
Arm		10	24 ½																																																					
Upholstery	Shipping																																																							
COM Ydg	11 ½	Ctn Wt 252																																																						
COL Sq Ft	265	Cu Ft 78																																																						
COM	\$																																																							
COM	\$5,807																																																							
A	\$6,030																																																							
B	\$6,302																																																							
COL/C	\$6,777																																																							
D	\$7,387																																																							
E	\$7,996																																																							
F	\$8,946																																																							
G	\$9,964																																																							
H	\$11,047																																																							
I	\$12,743																																																							
J	\$14,778																																																							
L1	\$11,523																																																							
L2	\$12,944																																																							
	CTL2306UL • upholstered arm • stand up surface corner; specify square (S) no upcharge or rounded (R) add \$39 list • 10" arm width • 30" individual seat width • 14" high headrest • 41 ¾" high stand up surface • COM based on single fabric • multiple fabrics, see pages 204-206 for yardage requirements • double cut veneer available; specify and add \$105 list																																																							

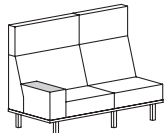


CTL2306UR right



CTL2306UL left

Two Seat Privacy Back	CTL2305WR	<table border="1"> <thead> <tr> <th>Dimensions</th> <th>D</th> <th>W</th> <th>H</th> </tr> </thead> <tbody> <tr> <td>Overall</td> <td>32</td> <td>70</td> <td>51 ½</td> </tr> <tr> <td>Seat</td> <td>20</td> <td>60</td> <td>18</td> </tr> <tr> <td>Arm</td> <td></td> <td>10</td> <td>25</td> </tr> </tbody> </table> <table border="1"> <thead> <tr> <th>Upholstery</th> <th colspan="2">Shipping</th> </tr> </thead> <tbody> <tr> <td>COM Ydg</td> <td>11 ½</td> <td>Ctn Wt 219</td> </tr> <tr> <td>COL Sq Ft</td> <td>265</td> <td>Cu Ft 66</td> </tr> </tbody> </table>	Dimensions	D	W	H	Overall	32	70	51 ½	Seat	20	60	18	Arm		10	25	Upholstery	Shipping		COM Ydg	11 ½	Ctn Wt 219	COL Sq Ft	265	Cu Ft 66	<table border="1"> <thead> <tr> <th>COM</th> <th>\$</th> </tr> </thead> <tbody> <tr><td>COM</td><td>\$4,483</td></tr> <tr><td>A</td><td>\$4,688</td></tr> <tr><td>B</td><td>\$4,960</td></tr> <tr><td>COL/C</td><td>\$5,436</td></tr> <tr><td>D</td><td>\$6,045</td></tr> <tr><td>E</td><td>\$6,654</td></tr> <tr><td>F</td><td>\$7,602</td></tr> <tr><td>G</td><td>\$8,621</td></tr> <tr><td>H</td><td>\$9,705</td></tr> <tr><td>I</td><td>\$11,401</td></tr> <tr><td>J</td><td>\$13,435</td></tr> <tr><td>L1</td><td>\$10,181</td></tr> <tr><td>L2</td><td>\$11,603</td></tr> </tbody> </table>	COM	\$	COM	\$4,483	A	\$4,688	B	\$4,960	COL/C	\$5,436	D	\$6,045	E	\$6,654	F	\$7,602	G	\$8,621	H	\$9,705	I	\$11,401	J	\$13,435	L1	\$10,181	L2	\$11,603
	Dimensions		D	W	H																																																			
Overall	32	70	51 ½																																																					
Seat	20	60	18																																																					
Arm		10	25																																																					
Upholstery	Shipping																																																							
COM Ydg	11 ½	Ctn Wt 219																																																						
COL Sq Ft	265	Cu Ft 66																																																						
COM	\$																																																							
COM	\$4,483																																																							
A	\$4,688																																																							
B	\$4,960																																																							
COL/C	\$5,436																																																							
D	\$6,045																																																							
E	\$6,654																																																							
F	\$7,602																																																							
G	\$8,621																																																							
H	\$9,705																																																							
I	\$11,401																																																							
J	\$13,435																																																							
L1	\$10,181																																																							
L2	\$11,603																																																							
	CTL2305WL • wood cap arm • 10" arm width • 30" individual seat width • 14" high headrest • COM based on single fabric • multiple fabrics, see pages 204-206 for yardage requirements • double cut veneer available; specify and add \$134 list																																																							



CTL2305WR right



CTL2305WL left

To Order, Specify:

- 1 Model Number
- 2 Wood Species - Cherry (CH1), Maple (MA1), Walnut (WA1) or Double Cut (DC1)
- 3 Wood Finish
- 4 Laminate Color Selection (Stand Up Surface)
- 5 Surface Corners (Stand Up Surface) - Square (S), no upcharge or Rounded (R), add \$39 list
- 6 Fabric Selection - vendor, pattern and color
 - A. Seat
 - B. Back
 - C. Arm
 - D. Headrest
- 7 Metal Leg Color - Black Sandtex (BSX), Pewter (PEW), Soft Nickel (SNK) or Stardust Silver (STS)
- 8 Optional Power Center - Flush Mount (EC22) - Black (B) or White (W); \$612 list each, see page 201 for location availability
- 9 Arm Cap - Wood (M) or Black 3D Laminate (B3L)
- 10 Optional Drink Holder (DH) - add \$99 list each
- 11 Optional Tablet Arm - indicate left (TBL) or right arm (TBR); flat cut add \$547 list, double cut add \$571 list
- 12 Optional Coordinating Wood Grain Laminate Available on Wood Cap Arm - no upcharge. Finishes with an asterisk have a coordinating laminate available.
- 13 Optional Rubber Cushion Nylon Glides - no upcharge

3 Wood Finish Options:

Cherry	Maple	Walnut
BRL Barley	ALM Ale Medium	AUB Auburn
BBM Bourbon Medium	BUT Butterscotch	ESP Espresso
BRM Brighton Medium	CIN Cinnamon	MCH Mocha*
CLA Classic	FLX Flax	NTO Night Owl*
CLL Collectors*	VEN Venetian	SIE Sienna*
EAR Earthy	TOF Toffee	
HRV Harvest*	TRF Truffle*	
LGC Legacy		
PRL Praline*		
SAF Saffron		
Double Cut		
COF Coffee	GRH Graphite	
CRM Cremello	KHK Khaki	
FOS Fossil	STU Studio Teak	

*finishes with coordinating laminate top option

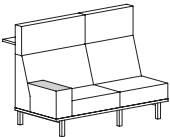

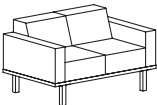
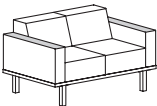
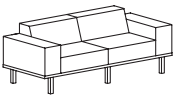
4 Laminate Color Selection (Stand Up Surface)

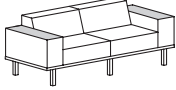
AGA Aged Ash	BGL Brighton Light	PIN Pinnacle Walnut
ALB Alabaster	CLL Collectors	SHD Shadow
ALL Ale Light	DWH Designer White	SLG Slate Grey
BLO Blonde Echo	FLO Florence Walnut	STU Studio Teak
BOL Bourbon Light	GRH Graphite	VIN Vintage
BZW Brazilwood	HGL High Line	WLH Walnut Heights
BBL Bridal Blanco	OAT Oatmeal Cookie	WEA Weathered Ash

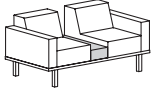
- 5 See a selection of graded in fabric manufacturers and patterns on pages 20-28 Contact Customer Service for additional fabric options.

Specifications

- Wood species - Cherry, Maple, Walnut or Double Cut. Seat has synthetic sheet webbing with cross strap reinforcement, 4 ¼" high density polyurethane foam.
- Back has high density polyurethane foam.
- Arms have ¾" thick top and ¼" thick side high density polyurethane foam.
- Plywood construction with locking tenons, glue and screws.
- Linking bracket included.
- Metal legs are 16 gauge steel tube with metal leveling glides.
- ¾" thick 10" deep laminate stand up surface with coordinating 3mm PVC edge supported by steel columns, 42" surface height.

Description	Model	Specifications	List Price Per Grade																																																			
Two Seat Privacy Back with Stand Up Surface  CTL2306WR right  CTL2306WL left	CTL2306WR CTL2306WL <ul style="list-style-type: none"> · wood cap arm · stand up surface corner; specify square (S) no upcharge or rounded (R) add \$39 list · 10" arm width · 30" individual seat width · 14" high headrest · 41 ¾" high stand up surface · COM based on single fabric · multiple fabrics, see pages 204-206 for yardage requirements · double cut veneer available; specify and add \$134 list 	<table border="1"> <thead> <tr> <th>Dimensions</th> <th>D</th> <th>W</th> <th>H</th> </tr> </thead> <tbody> <tr> <td>Overall</td> <td>42</td> <td>70</td> <td>51 ½</td> </tr> <tr> <td>Seat</td> <td>20</td> <td>60</td> <td>18</td> </tr> <tr> <td>Arm</td> <td></td> <td>10</td> <td>25</td> </tr> </tbody> </table> <table border="1"> <thead> <tr> <th>Upholstery</th> <th colspan="2">Shipping</th> </tr> </thead> <tbody> <tr> <td>COM Ydg</td> <td>11 ½</td> <td>Ctn Wt 257</td> </tr> <tr> <td>COL Sq Ft</td> <td>265</td> <td>Cu Ft 78</td> </tr> </tbody> </table>	Dimensions	D	W	H	Overall	42	70	51 ½	Seat	20	60	18	Arm		10	25	Upholstery	Shipping		COM Ydg	11 ½	Ctn Wt 257	COL Sq Ft	265	Cu Ft 78	<table> <tbody> <tr><td>COM</td><td>\$5,964</td></tr> <tr><td>A</td><td>\$6,190</td></tr> <tr><td>B</td><td>\$6,461</td></tr> <tr><td>COL/C</td><td>\$6,936</td></tr> <tr><td>D</td><td>\$7,546</td></tr> <tr><td>E</td><td>\$8,157</td></tr> <tr><td>F</td><td>\$9,106</td></tr> <tr><td>G</td><td>\$10,123</td></tr> <tr><td>H</td><td>\$11,208</td></tr> <tr><td>I</td><td>\$12,903</td></tr> <tr><td>J</td><td>\$14,937</td></tr> <tr><td>L1</td><td>\$11,681</td></tr> <tr><td>L2</td><td>\$13,106</td></tr> </tbody> </table>	COM	\$5,964	A	\$6,190	B	\$6,461	COL/C	\$6,936	D	\$7,546	E	\$8,157	F	\$9,106	G	\$10,123	H	\$11,208	I	\$12,903	J	\$14,937	L1	\$11,681	L2	\$13,106
		Dimensions	D	W	H																																																	
Overall	42	70	51 ½																																																			
Seat	20	60	18																																																			
Arm		10	25																																																			
Upholstery	Shipping																																																					
COM Ydg	11 ½	Ctn Wt 257																																																				
COL Sq Ft	265	Cu Ft 78																																																				
COM	\$5,964																																																					
A	\$6,190																																																					
B	\$6,461																																																					
COL/C	\$6,936																																																					
D	\$7,546																																																					
E	\$8,157																																																					
F	\$9,106																																																					
G	\$10,123																																																					
H	\$11,208																																																					
I	\$12,903																																																					
J	\$14,937																																																					
L1	\$11,681																																																					
L2	\$13,106																																																					
Two Seat Low Back 	CTL2201U2 <ul style="list-style-type: none"> · upholstered arms · 5" arm width · 20" individual seat width · COM based on single fabric · multiple fabrics, see pages 204-206 for yardage requirements · double cut veneer available; specify and add \$134 list 	<table border="1"> <thead> <tr> <th>Dimensions</th> <th>D</th> <th>W</th> <th>H</th> </tr> </thead> <tbody> <tr> <td>Overall</td> <td>32</td> <td>50</td> <td>30 ½</td> </tr> <tr> <td>Seat</td> <td>20</td> <td>40</td> <td>18</td> </tr> <tr> <td>Arm</td> <td></td> <td>5</td> <td>24 ½</td> </tr> </tbody> </table> <table border="1"> <thead> <tr> <th>Upholstery</th> <th colspan="2">Shipping</th> </tr> </thead> <tbody> <tr> <td>COM Ydg</td> <td>10</td> <td>Ctn Wt 105</td> </tr> <tr> <td>COL Sq Ft</td> <td>230</td> <td>Cu Ft 26</td> </tr> </tbody> </table>	Dimensions	D	W	H	Overall	32	50	30 ½	Seat	20	40	18	Arm		5	24 ½	Upholstery	Shipping		COM Ydg	10	Ctn Wt 105	COL Sq Ft	230	Cu Ft 26	<table> <tbody> <tr><td>COM</td><td>\$3,598</td></tr> <tr><td>A</td><td>\$3,770</td></tr> <tr><td>B</td><td>\$4,005</td></tr> <tr><td>COL/C</td><td>\$4,418</td></tr> <tr><td>D</td><td>\$4,948</td></tr> <tr><td>E</td><td>\$5,480</td></tr> <tr><td>F</td><td>\$6,305</td></tr> <tr><td>G</td><td>\$7,190</td></tr> <tr><td>H</td><td>\$8,132</td></tr> <tr><td>I</td><td>\$9,607</td></tr> <tr><td>J</td><td>\$11,374</td></tr> <tr><td>L1</td><td>\$8,547</td></tr> <tr><td>L2</td><td>\$9,784</td></tr> </tbody> </table>	COM	\$3,598	A	\$3,770	B	\$4,005	COL/C	\$4,418	D	\$4,948	E	\$5,480	F	\$6,305	G	\$7,190	H	\$8,132	I	\$9,607	J	\$11,374	L1	\$8,547	L2	\$9,784
Dimensions	D	W	H																																																			
Overall	32	50	30 ½																																																			
Seat	20	40	18																																																			
Arm		5	24 ½																																																			
Upholstery	Shipping																																																					
COM Ydg	10	Ctn Wt 105																																																				
COL Sq Ft	230	Cu Ft 26																																																				
COM	\$3,598																																																					
A	\$3,770																																																					
B	\$4,005																																																					
COL/C	\$4,418																																																					
D	\$4,948																																																					
E	\$5,480																																																					
F	\$6,305																																																					
G	\$7,190																																																					
H	\$8,132																																																					
I	\$9,607																																																					
J	\$11,374																																																					
L1	\$8,547																																																					
L2	\$9,784																																																					
Two Seat Low Back 	CTL2201W2 <ul style="list-style-type: none"> · wood cap arms · 5" arm width · 20" individual seat width · COM based on single fabric · multiple fabrics, see pages 204-206 for yardage requirements · double cut veneer available; specify and add \$157 list 	<table border="1"> <thead> <tr> <th>Dimensions</th> <th>D</th> <th>W</th> <th>H</th> </tr> </thead> <tbody> <tr> <td>Overall</td> <td>32</td> <td>50</td> <td>30 ½</td> </tr> <tr> <td>Seat</td> <td>20</td> <td>40</td> <td>18</td> </tr> <tr> <td>Arm</td> <td></td> <td>5</td> <td>25</td> </tr> </tbody> </table> <table border="1"> <thead> <tr> <th>Upholstery</th> <th colspan="2">Shipping</th> </tr> </thead> <tbody> <tr> <td>COM Ydg</td> <td>10</td> <td>Ctn Wt 115</td> </tr> <tr> <td>COL Sq Ft</td> <td>230</td> <td>Cu Ft 26</td> </tr> </tbody> </table>	Dimensions	D	W	H	Overall	32	50	30 ½	Seat	20	40	18	Arm		5	25	Upholstery	Shipping		COM Ydg	10	Ctn Wt 115	COL Sq Ft	230	Cu Ft 26	<table> <tbody> <tr><td>COM</td><td>\$3,915</td></tr> <tr><td>A</td><td>\$4,093</td></tr> <tr><td>B</td><td>\$4,328</td></tr> <tr><td>COL/C</td><td>\$4,741</td></tr> <tr><td>D</td><td>\$5,272</td></tr> <tr><td>E</td><td>\$5,803</td></tr> <tr><td>F</td><td>\$6,627</td></tr> <tr><td>G</td><td>\$7,513</td></tr> <tr><td>H</td><td>\$8,456</td></tr> <tr><td>I</td><td>\$9,929</td></tr> <tr><td>J</td><td>\$11,698</td></tr> <tr><td>L1</td><td>\$8,868</td></tr> <tr><td>L2</td><td>\$10,105</td></tr> </tbody> </table>	COM	\$3,915	A	\$4,093	B	\$4,328	COL/C	\$4,741	D	\$5,272	E	\$5,803	F	\$6,627	G	\$7,513	H	\$8,456	I	\$9,929	J	\$11,698	L1	\$8,868	L2	\$10,105
Dimensions	D	W	H																																																			
Overall	32	50	30 ½																																																			
Seat	20	40	18																																																			
Arm		5	25																																																			
Upholstery	Shipping																																																					
COM Ydg	10	Ctn Wt 115																																																				
COL Sq Ft	230	Cu Ft 26																																																				
COM	\$3,915																																																					
A	\$4,093																																																					
B	\$4,328																																																					
COL/C	\$4,741																																																					
D	\$5,272																																																					
E	\$5,803																																																					
F	\$6,627																																																					
G	\$7,513																																																					
H	\$8,456																																																					
I	\$9,929																																																					
J	\$11,698																																																					
L1	\$8,868																																																					
L2	\$10,105																																																					
Two Seat Low Back 	CTL2301U2 <ul style="list-style-type: none"> · upholstered arms · 10" arm width · 30" individual seat width · COM based on single fabric · multiple fabrics, see pages 204-206 for yardage requirements · double cut veneer available; specify and add \$105 list 	<table border="1"> <thead> <tr> <th>Dimensions</th> <th>D</th> <th>W</th> <th>H</th> </tr> </thead> <tbody> <tr> <td>Overall</td> <td>32</td> <td>80</td> <td>30 ½</td> </tr> <tr> <td>Seat</td> <td>20</td> <td>60</td> <td>18</td> </tr> <tr> <td>Arm</td> <td></td> <td>10</td> <td>24 ½</td> </tr> </tbody> </table> <table border="1"> <thead> <tr> <th>Upholstery</th> <th colspan="2">Shipping</th> </tr> </thead> <tbody> <tr> <td>COM Ydg</td> <td>10</td> <td>Ctn Wt 221</td> </tr> <tr> <td>COL Sq Ft</td> <td>230</td> <td>Cu Ft 41</td> </tr> </tbody> </table>	Dimensions	D	W	H	Overall	32	80	30 ½	Seat	20	60	18	Arm		10	24 ½	Upholstery	Shipping		COM Ydg	10	Ctn Wt 221	COL Sq Ft	230	Cu Ft 41	<table> <tbody> <tr><td>COM</td><td>\$3,920</td></tr> <tr><td>A</td><td>\$4,096</td></tr> <tr><td>B</td><td>\$4,333</td></tr> <tr><td>COL/C</td><td>\$4,745</td></tr> <tr><td>D</td><td>\$5,277</td></tr> <tr><td>E</td><td>\$5,807</td></tr> <tr><td>F</td><td>\$6,632</td></tr> <tr><td>G</td><td>\$7,516</td></tr> <tr><td>H</td><td>\$8,459</td></tr> <tr><td>I</td><td>\$9,933</td></tr> <tr><td>J</td><td>\$11,702</td></tr> <tr><td>L1</td><td>\$8,873</td></tr> <tr><td>L2</td><td>\$10,111</td></tr> </tbody> </table>	COM	\$3,920	A	\$4,096	B	\$4,333	COL/C	\$4,745	D	\$5,277	E	\$5,807	F	\$6,632	G	\$7,516	H	\$8,459	I	\$9,933	J	\$11,702	L1	\$8,873	L2	\$10,111
Dimensions	D	W	H																																																			
Overall	32	80	30 ½																																																			
Seat	20	60	18																																																			
Arm		10	24 ½																																																			
Upholstery	Shipping																																																					
COM Ydg	10	Ctn Wt 221																																																				
COL Sq Ft	230	Cu Ft 41																																																				
COM	\$3,920																																																					
A	\$4,096																																																					
B	\$4,333																																																					
COL/C	\$4,745																																																					
D	\$5,277																																																					
E	\$5,807																																																					
F	\$6,632																																																					
G	\$7,516																																																					
H	\$8,459																																																					
I	\$9,933																																																					
J	\$11,702																																																					
L1	\$8,873																																																					
L2	\$10,111																																																					

Description	1 Model	Specifications	List Price Per Grade																																										
Two Seat Low Back 	CTL2301W2 • wood cap arms • 10" arm width • 30" individual seat width • COM based on single fabric • multiple fabrics, see pages 204-206 for yardage requirements • double cut veneer available; specify and add \$157 list	<table border="1"> <thead> <tr> <th>Dimensions</th> <th>D</th> <th>W</th> <th>H</th> </tr> </thead> <tbody> <tr> <td>Overall</td> <td>32</td> <td>80</td> <td>30½</td> </tr> <tr> <td>Seat</td> <td>20</td> <td>60</td> <td>18</td> </tr> <tr> <td>Arm</td> <td></td> <td>10</td> <td>25</td> </tr> </tbody> </table>	Dimensions	D	W	H	Overall	32	80	30½	Seat	20	60	18	Arm		10	25	<table border="1"> <tbody> <tr> <td>COM</td> <td>\$4,238</td> </tr> <tr> <td>A</td> <td>\$4,419</td> </tr> <tr> <td>B</td> <td>\$4,656</td> </tr> <tr> <td>COL/C</td> <td>\$5,067</td> </tr> <tr> <td>D</td> <td>\$5,599</td> </tr> <tr> <td>E</td> <td>\$6,131</td> </tr> <tr> <td>F</td> <td>\$6,954</td> </tr> <tr> <td>G</td> <td>\$7,839</td> </tr> <tr> <td>H</td> <td>\$8,782</td> </tr> <tr> <td>I</td> <td>\$10,255</td> </tr> <tr> <td>J</td> <td>\$12,025</td> </tr> <tr> <td>L1</td> <td>\$9,195</td> </tr> <tr> <td>L2</td> <td>\$10,433</td> </tr> </tbody> </table>	COM	\$4,238	A	\$4,419	B	\$4,656	COL/C	\$5,067	D	\$5,599	E	\$6,131	F	\$6,954	G	\$7,839	H	\$8,782	I	\$10,255	J	\$12,025	L1	\$9,195	L2	\$10,433
		Dimensions	D	W	H																																								
Overall	32	80	30½																																										
Seat	20	60	18																																										
Arm		10	25																																										
COM	\$4,238																																												
A	\$4,419																																												
B	\$4,656																																												
COL/C	\$5,067																																												
D	\$5,599																																												
E	\$6,131																																												
F	\$6,954																																												
G	\$7,839																																												
H	\$8,782																																												
I	\$10,255																																												
J	\$12,025																																												
L1	\$9,195																																												
L2	\$10,433																																												
<table border="1"> <thead> <tr> <th>Upholstery</th> <th>Shipping</th> </tr> </thead> <tbody> <tr> <td>COM Ydg</td> <td>10 Ctn Wt 231</td> </tr> <tr> <td>COL Sq Ft</td> <td>230 Cu Ft 41</td> </tr> </tbody> </table>	Upholstery	Shipping	COM Ydg	10 Ctn Wt 231	COL Sq Ft	230 Cu Ft 41																																							
Upholstery	Shipping																																												
COM Ydg	10 Ctn Wt 231																																												
COL Sq Ft	230 Cu Ft 41																																												

Two Seat Low Back 	CTL2201U2CC • upholstered arms • 5" arm width • 20" individual seat width • 10" wide center console • COM based on single fabric • multiple fabrics, see pages 204-206 for yardage requirements • double cut veneer available; specify and add \$157 list	<table border="1"> <thead> <tr> <th>Dimensions</th> <th>D</th> <th>W</th> <th>H</th> </tr> </thead> <tbody> <tr> <td>Overall</td> <td>32</td> <td>60</td> <td>30½</td> </tr> <tr> <td>Seat</td> <td>20</td> <td>40</td> <td>18</td> </tr> <tr> <td>Arm</td> <td></td> <td>5</td> <td>24½</td> </tr> </tbody> </table>	Dimensions	D	W	H	Overall	32	60	30½	Seat	20	40	18	Arm		5	24½	<table border="1"> <tbody> <tr> <td>COM</td> <td>\$4,198</td> </tr> <tr> <td>A</td> <td>\$4,380</td> </tr> <tr> <td>B</td> <td>\$4,615</td> </tr> <tr> <td>COL/C</td> <td>\$5,029</td> </tr> <tr> <td>D</td> <td>\$5,560</td> </tr> <tr> <td>E</td> <td>\$6,089</td> </tr> <tr> <td>F</td> <td>\$6,915</td> </tr> <tr> <td>G</td> <td>\$7,799</td> </tr> <tr> <td>H</td> <td>\$8,743</td> </tr> <tr> <td>I</td> <td>\$10,217</td> </tr> <tr> <td>J</td> <td>\$11,985</td> </tr> <tr> <td>L1</td> <td>\$9,156</td> </tr> <tr> <td>L2</td> <td>\$10,393</td> </tr> </tbody> </table>	COM	\$4,198	A	\$4,380	B	\$4,615	COL/C	\$5,029	D	\$5,560	E	\$6,089	F	\$6,915	G	\$7,799	H	\$8,743	I	\$10,217	J	\$11,985	L1	\$9,156	L2	\$10,393
		Dimensions	D	W	H																																								
Overall	32	60	30½																																										
Seat	20	40	18																																										
Arm		5	24½																																										
COM	\$4,198																																												
A	\$4,380																																												
B	\$4,615																																												
COL/C	\$5,029																																												
D	\$5,560																																												
E	\$6,089																																												
F	\$6,915																																												
G	\$7,799																																												
H	\$8,743																																												
I	\$10,217																																												
J	\$11,985																																												
L1	\$9,156																																												
L2	\$10,393																																												
<table border="1"> <thead> <tr> <th>Upholstery</th> <th>Shipping</th> </tr> </thead> <tbody> <tr> <td>COM Ydg</td> <td>10 Ctn Wt 118</td> </tr> <tr> <td>COL Sq Ft</td> <td>230 Cu Ft 31</td> </tr> </tbody> </table>	Upholstery	Shipping	COM Ydg	10 Ctn Wt 118	COL Sq Ft	230 Cu Ft 31																																							
Upholstery	Shipping																																												
COM Ydg	10 Ctn Wt 118																																												
COL Sq Ft	230 Cu Ft 31																																												

To Order, Specify:

- 1 Model Number
 - 2 Wood Species - Cherry (CH1), Maple (MA1), Walnut (WA1) or Double Cut (DC1)
 - 3 Wood Finish
 - 4 Laminate Color Selection (Stand Up Surface)
 - 5 Surface Corners (Stand Up Surface) - Square (S), no upcharge or Rounded(R), add \$39 list
 - 6 Fabric Selection - vendor, pattern and color
 - A. Seat
 - B. Back
 - C. Arm
 - D. Headrest
 - 7 Metal Leg Color - Black Sandtex (BSX), Pewter (PEW), Soft Nickel (SNK) or Stardust Silver (STS)
 - 8 Optional Wood Back Rail - available on any unit with two arms, specify and add \$167 list
 - 9 Optional Power Center - Flush Mount (EC22) - Black (B) or White (W); \$612 list each, see page 201 for location availability
 - 10 Arm Cap - Wood (M) or Black 3D Laminate (B3L)
 - 11 Optional Drink Holder(s) (DH) - add \$99 list each, indicate left or right arm; add \$195 list for end table
 - 12 Optional Tablet Arm - indicate left (TBL) or right arm (TBR); flat cut add \$547 list, double cut add \$571 list
 - 13 Optional Coordinating Wood Grain Laminate Available on Wood Cap Arm or Table Top - no upcharge. Finishes with an asterisk have a coordinating laminate available
 - 14 Optional Rubber Cushion Nylon Glides - no upcharge
- Product Options

3 Wood Finish Options:

Cherry BRL Barley BBM Bourbon Medium BRM Brighton Medium CLA Classic CLL Collectors* EAR Earthy HRV Harvest* LGC Legacy PRL Praline* SAF Saffron	Maple ALM Ale Medium BUT Butterscotch CIN Cinnamon FLX Flax VEN Venetian TOF Toffee TRF Truffle*	Walnut AUB Auburn ESP Espresso MCH Mocha* NTO Night Owl* SIE Sienna*
Double Cut COF Coffee CRM Cremello FOS Fossil	GRH Graphite KHK Khaki STU Studio Teak	*finishes with coordinating laminate top option

4 Laminate Color Selection (Stand Up Surface)

AGA Aged Ash	BGL Brighton Light	PIN Pinnacle Walnut
ALB Alabaster	CLL Collectors	SHD Shadow
ALL Ale Light	DWH Designer White	SLG Slate Grey
BLO Blonde Echo	FLO Florence Walnut	STU Studio Teak
BOL Bourbon Light	GRH Graphite	VIN Vintage
BZW Brazilwood	HGL High Line	WLH Walnut Heights
BBL Bridal Blanco	OAT Oatmeal Cookie	WEA Weathered Ash

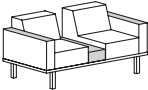
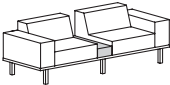
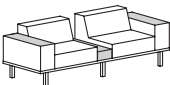
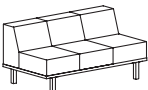
- 5 See a selection of graded in fabric manufacturers and patterns on pages 20-28 Contact Customer Service for additional fabric options.

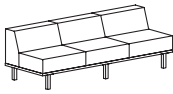
Specifications

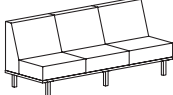
- Wood species - Cherry, Maple, Walnut or Double Cut. Seat has synthetic sheet webbing with cross strap reinforcement, 4 ¼" high density polyurethane foam.
- Back has high density polyurethane foam.
- Arms have ¾" thick top and ¼" thick side high density polyurethane foam.
- Plywood construction with locking tenons, glue and screws.
- Linking bracket included.
- Metal legs are 16 gauge steel tube with metal leveling glides.
- ¾" thick 10" deep laminate stand up surface with coordinating 3mm PVC edge supported by steel columns, 42" surface height.

When ordering Quickship products, place a "Q" in front of model number. Example: QGT4901D



Description	Model	Specifications	List Price Per Grade																																																						
Two Seat Low Back 	CTL2201W2CC <ul style="list-style-type: none"> · wood cap arms · 5" arm width · 20" individual seat width · 10" wide center console · COM based on single fabric · multiple fabrics, see pages 204-206 for yardage requirements · double cut veneer available; specify and add \$197 list 	<table border="1"> <thead> <tr> <th>Dimensions</th> <th>D</th> <th>W</th> <th>H</th> </tr> </thead> <tbody> <tr> <td>Overall</td> <td>32</td> <td>60</td> <td>30½</td> </tr> <tr> <td>Seat</td> <td>20</td> <td>40</td> <td>18</td> </tr> <tr> <td>Arm</td> <td></td> <td>5</td> <td>25</td> </tr> <tr> <th colspan="2">Upholstery</th> <th colspan="2">Shipping</th> </tr> <tr> <td>COM Ydg</td> <td>10</td> <td>Ctn Wt</td> <td>123</td> </tr> <tr> <td>COL Sq Ft</td> <td>230</td> <td>Cu Ft</td> <td>31</td> </tr> </tbody> </table>	Dimensions	D	W	H	Overall	32	60	30½	Seat	20	40	18	Arm		5	25	Upholstery		Shipping		COM Ydg	10	Ctn Wt	123	COL Sq Ft	230	Cu Ft	31	<table border="1"> <tbody> <tr><td>COM</td><td>\$4,515</td></tr> <tr><td>A</td><td>\$4,701</td></tr> <tr><td>B</td><td>\$4,937</td></tr> <tr><td>COL/C</td><td>\$5,348</td></tr> <tr><td>D</td><td>\$5,880</td></tr> <tr><td>E</td><td>\$6,411</td></tr> <tr><td>F</td><td>\$7,237</td></tr> <tr><td>G</td><td>\$8,122</td></tr> <tr><td>H</td><td>\$9,064</td></tr> <tr><td>I</td><td>\$10,538</td></tr> <tr><td>J</td><td>\$12,306</td></tr> <tr><td>L1</td><td>\$9,477</td></tr> <tr><td>L2</td><td>\$10,714</td></tr> </tbody> </table>	COM	\$4,515	A	\$4,701	B	\$4,937	COL/C	\$5,348	D	\$5,880	E	\$6,411	F	\$7,237	G	\$8,122	H	\$9,064	I	\$10,538	J	\$12,306	L1	\$9,477	L2	\$10,714
Dimensions	D	W	H																																																						
Overall	32	60	30½																																																						
Seat	20	40	18																																																						
Arm		5	25																																																						
Upholstery		Shipping																																																							
COM Ydg	10	Ctn Wt	123																																																						
COL Sq Ft	230	Cu Ft	31																																																						
COM	\$4,515																																																								
A	\$4,701																																																								
B	\$4,937																																																								
COL/C	\$5,348																																																								
D	\$5,880																																																								
E	\$6,411																																																								
F	\$7,237																																																								
G	\$8,122																																																								
H	\$9,064																																																								
I	\$10,538																																																								
J	\$12,306																																																								
L1	\$9,477																																																								
L2	\$10,714																																																								
Two Seat Low Back 	CTL2301U2CC <ul style="list-style-type: none"> · upholstered arms · 10" arm width · 30" individual seat width · 10" wide center console · COM based on single fabric · multiple fabrics, see pages 204-206 for yardage requirements · double cut veneer available; specify and add \$157 list 	<table border="1"> <thead> <tr> <th>Dimensions</th> <th>D</th> <th>W</th> <th>H</th> </tr> </thead> <tbody> <tr> <td>Overall</td> <td>32</td> <td>90</td> <td>30½</td> </tr> <tr> <td>Seat</td> <td>20</td> <td>60</td> <td>18</td> </tr> <tr> <td>Arm</td> <td></td> <td>10</td> <td>24½</td> </tr> <tr> <th colspan="2">Upholstery</th> <th colspan="2">Shipping</th> </tr> <tr> <td>COM Ydg</td> <td>10</td> <td>Ctn Wt</td> <td>237</td> </tr> <tr> <td>COL Sq Ft</td> <td>230</td> <td>Cu Ft</td> <td>46</td> </tr> </tbody> </table>	Dimensions	D	W	H	Overall	32	90	30½	Seat	20	60	18	Arm		10	24½	Upholstery		Shipping		COM Ydg	10	Ctn Wt	237	COL Sq Ft	230	Cu Ft	46	<table border="1"> <tbody> <tr><td>COM</td><td>\$4,518</td></tr> <tr><td>A</td><td>\$4,704</td></tr> <tr><td>B</td><td>\$4,940</td></tr> <tr><td>COL/C</td><td>\$5,354</td></tr> <tr><td>D</td><td>\$5,884</td></tr> <tr><td>E</td><td>\$6,415</td></tr> <tr><td>F</td><td>\$7,240</td></tr> <tr><td>G</td><td>\$8,125</td></tr> <tr><td>H</td><td>\$9,067</td></tr> <tr><td>I</td><td>\$10,542</td></tr> <tr><td>J</td><td>\$12,310</td></tr> <tr><td>L1</td><td>\$9,482</td></tr> <tr><td>L2</td><td>\$10,719</td></tr> </tbody> </table>	COM	\$4,518	A	\$4,704	B	\$4,940	COL/C	\$5,354	D	\$5,884	E	\$6,415	F	\$7,240	G	\$8,125	H	\$9,067	I	\$10,542	J	\$12,310	L1	\$9,482	L2	\$10,719
Dimensions	D	W	H																																																						
Overall	32	90	30½																																																						
Seat	20	60	18																																																						
Arm		10	24½																																																						
Upholstery		Shipping																																																							
COM Ydg	10	Ctn Wt	237																																																						
COL Sq Ft	230	Cu Ft	46																																																						
COM	\$4,518																																																								
A	\$4,704																																																								
B	\$4,940																																																								
COL/C	\$5,354																																																								
D	\$5,884																																																								
E	\$6,415																																																								
F	\$7,240																																																								
G	\$8,125																																																								
H	\$9,067																																																								
I	\$10,542																																																								
J	\$12,310																																																								
L1	\$9,482																																																								
L2	\$10,719																																																								
Two Seat Low Back 	CTL2301W2CC <ul style="list-style-type: none"> · wood cap arms · 10" arm width · 30" individual seat width · 10" wide center console · COM based on single fabric · multiple fabrics, see pages 204-206 for yardage requirements · double cut veneer available; specify and add \$197 list 	<table border="1"> <thead> <tr> <th>Dimensions</th> <th>D</th> <th>W</th> <th>H</th> </tr> </thead> <tbody> <tr> <td>Overall</td> <td>32</td> <td>90</td> <td>30½</td> </tr> <tr> <td>Seat</td> <td>20</td> <td>60</td> <td>18</td> </tr> <tr> <td>Arm</td> <td></td> <td>10</td> <td>25</td> </tr> <tr> <th colspan="2">Upholstery</th> <th colspan="2">Shipping</th> </tr> <tr> <td>COM Ydg</td> <td>10</td> <td>Ctn Wt</td> <td>247</td> </tr> <tr> <td>COL Sq Ft</td> <td>230</td> <td>Cu Ft</td> <td>46</td> </tr> </tbody> </table>	Dimensions	D	W	H	Overall	32	90	30½	Seat	20	60	18	Arm		10	25	Upholstery		Shipping		COM Ydg	10	Ctn Wt	247	COL Sq Ft	230	Cu Ft	46	<table border="1"> <tbody> <tr><td>COM</td><td>\$4,838</td></tr> <tr><td>A</td><td>\$5,029</td></tr> <tr><td>B</td><td>\$5,265</td></tr> <tr><td>COL/C</td><td>\$5,677</td></tr> <tr><td>D</td><td>\$6,208</td></tr> <tr><td>E</td><td>\$6,740</td></tr> <tr><td>F</td><td>\$7,564</td></tr> <tr><td>G</td><td>\$8,450</td></tr> <tr><td>H</td><td>\$9,392</td></tr> <tr><td>I</td><td>\$10,866</td></tr> <tr><td>J</td><td>\$12,635</td></tr> <tr><td>L1</td><td>\$9,804</td></tr> <tr><td>L2</td><td>\$11,042</td></tr> </tbody> </table>	COM	\$4,838	A	\$5,029	B	\$5,265	COL/C	\$5,677	D	\$6,208	E	\$6,740	F	\$7,564	G	\$8,450	H	\$9,392	I	\$10,866	J	\$12,635	L1	\$9,804	L2	\$11,042
Dimensions	D	W	H																																																						
Overall	32	90	30½																																																						
Seat	20	60	18																																																						
Arm		10	25																																																						
Upholstery		Shipping																																																							
COM Ydg	10	Ctn Wt	247																																																						
COL Sq Ft	230	Cu Ft	46																																																						
COM	\$4,838																																																								
A	\$5,029																																																								
B	\$5,265																																																								
COL/C	\$5,677																																																								
D	\$6,208																																																								
E	\$6,740																																																								
F	\$7,564																																																								
G	\$8,450																																																								
H	\$9,392																																																								
I	\$10,866																																																								
J	\$12,635																																																								
L1	\$9,804																																																								
L2	\$11,042																																																								
Three Seat Low Back 	CTL3201 <ul style="list-style-type: none"> · armless · 20" individual seat width · COM based on single fabric · multiple fabrics, see pages 204-206 for yardage requirements · double cut veneer available; specify and add \$105 list 	<table border="1"> <thead> <tr> <th>Dimensions</th> <th>D</th> <th>W</th> <th>H</th> </tr> </thead> <tbody> <tr> <td>Overall</td> <td>32</td> <td>60</td> <td>30½</td> </tr> <tr> <td>Seat</td> <td>20</td> <td>60</td> <td>18</td> </tr> <tr> <th colspan="2">Upholstery</th> <th colspan="2">Shipping</th> </tr> <tr> <td>COM Ydg</td> <td>10½</td> <td>Ctn Wt</td> <td>141</td> </tr> <tr> <td>COL Sq Ft</td> <td>242</td> <td>Cu Ft</td> <td>31</td> </tr> </tbody> </table>	Dimensions	D	W	H	Overall	32	60	30½	Seat	20	60	18	Upholstery		Shipping		COM Ydg	10½	Ctn Wt	141	COL Sq Ft	242	Cu Ft	31	<table border="1"> <tbody> <tr><td>COM</td><td>\$3,873</td></tr> <tr><td>A</td><td>\$4,057</td></tr> <tr><td>B</td><td>\$4,304</td></tr> <tr><td>COL/C</td><td>\$4,736</td></tr> <tr><td>D</td><td>\$5,296</td></tr> <tr><td>E</td><td>\$5,852</td></tr> <tr><td>F</td><td>\$6,720</td></tr> <tr><td>G</td><td>\$7,648</td></tr> <tr><td>H</td><td>\$8,639</td></tr> <tr><td>I</td><td>\$10,185</td></tr> <tr><td>J</td><td>\$12,042</td></tr> <tr><td>L1</td><td>\$9,070</td></tr> <tr><td>L2</td><td>\$10,370</td></tr> </tbody> </table>	COM	\$3,873	A	\$4,057	B	\$4,304	COL/C	\$4,736	D	\$5,296	E	\$5,852	F	\$6,720	G	\$7,648	H	\$8,639	I	\$10,185	J	\$12,042	L1	\$9,070	L2	\$10,370				
Dimensions	D	W	H																																																						
Overall	32	60	30½																																																						
Seat	20	60	18																																																						
Upholstery		Shipping																																																							
COM Ydg	10½	Ctn Wt	141																																																						
COL Sq Ft	242	Cu Ft	31																																																						
COM	\$3,873																																																								
A	\$4,057																																																								
B	\$4,304																																																								
COL/C	\$4,736																																																								
D	\$5,296																																																								
E	\$5,852																																																								
F	\$6,720																																																								
G	\$7,648																																																								
H	\$8,639																																																								
I	\$10,185																																																								
J	\$12,042																																																								
L1	\$9,070																																																								
L2	\$10,370																																																								

Description	1 Model	Specifications	List Price Per Grade																																						
Three Seat Low Back 	CTL3301 • armless • 30" individual seat width • COM based on single fabric • multiple fabrics, see pages 204-206 for yardage requirements • double cut veneer available; specify and add \$105 list	<table border="1"> <thead> <tr> <th>Dimensions</th> <th>D</th> <th>W</th> <th>H</th> </tr> </thead> <tbody> <tr> <td>Overall</td> <td>32</td> <td>90</td> <td>30½</td> </tr> <tr> <td>Seat</td> <td>20</td> <td>90</td> <td>18</td> </tr> </tbody> </table>	Dimensions	D	W	H	Overall	32	90	30½	Seat	20	90	18	<table border="1"> <tbody> <tr> <td>COM</td> <td>\$4,216</td> </tr> <tr> <td>A</td> <td>\$4,405</td> </tr> <tr> <td>B</td> <td>\$4,652</td> </tr> <tr> <td>COL/C</td> <td>\$5,086</td> </tr> <tr> <td>D</td> <td>\$5,643</td> </tr> <tr> <td>E</td> <td>\$6,202</td> </tr> <tr> <td>F</td> <td>\$7,068</td> </tr> <tr> <td>G</td> <td>\$7,995</td> </tr> <tr> <td>H</td> <td>\$8,987</td> </tr> <tr> <td>I</td> <td>\$10,533</td> </tr> <tr> <td>J</td> <td>\$12,391</td> </tr> <tr> <td>L1</td> <td>\$9,421</td> </tr> <tr> <td>L2</td> <td>\$10,719</td> </tr> </tbody> </table>	COM	\$4,216	A	\$4,405	B	\$4,652	COL/C	\$5,086	D	\$5,643	E	\$6,202	F	\$7,068	G	\$7,995	H	\$8,987	I	\$10,533	J	\$12,391	L1	\$9,421	L2	\$10,719
		Dimensions	D	W	H																																				
		Overall	32	90	30½																																				
		Seat	20	90	18																																				
		COM	\$4,216																																						
		A	\$4,405																																						
		B	\$4,652																																						
		COL/C	\$5,086																																						
		D	\$5,643																																						
		E	\$6,202																																						
F	\$7,068																																								
G	\$7,995																																								
H	\$8,987																																								
I	\$10,533																																								
J	\$12,391																																								
L1	\$9,421																																								
L2	\$10,719																																								
<table border="1"> <thead> <tr> <th>Upholstery</th> <th colspan="2">Shipping</th> </tr> </thead> <tbody> <tr> <td>COM Ydg</td> <td>10½</td> <td>Ctn Wt 206</td> </tr> <tr> <td>COL Sq Ft</td> <td>242</td> <td>Cu Ft 46</td> </tr> </tbody> </table>	Upholstery	Shipping		COM Ydg	10½	Ctn Wt 206	COL Sq Ft	242	Cu Ft 46																																
Upholstery	Shipping																																								
COM Ydg	10½	Ctn Wt 206																																							
COL Sq Ft	242	Cu Ft 46																																							

Three Seat Mid Back 	CTL3302 • armless • 30" individual seat width • COM based on single fabric • multiple fabrics, see pages 204-206 for yardage requirements • double cut veneer available; specify and add \$105 list	<table border="1"> <thead> <tr> <th>Dimensions</th> <th>D</th> <th>W</th> <th>H</th> </tr> </thead> <tbody> <tr> <td>Overall</td> <td>32</td> <td>90</td> <td>37½</td> </tr> <tr> <td>Seat</td> <td>20</td> <td>90</td> <td>18</td> </tr> </tbody> </table>	Dimensions	D	W	H	Overall	32	90	37½	Seat	20	90	18	<table border="1"> <tbody> <tr> <td>COM</td> <td>\$4,715</td> </tr> <tr> <td>A</td> <td>\$4,920</td> </tr> <tr> <td>B</td> <td>\$5,185</td> </tr> <tr> <td>COL/C</td> <td>\$5,650</td> </tr> <tr> <td>D</td> <td>\$6,247</td> </tr> <tr> <td>E</td> <td>\$6,844</td> </tr> <tr> <td>F</td> <td>\$7,774</td> </tr> <tr> <td>G</td> <td>\$8,766</td> </tr> <tr> <td>H</td> <td>\$9,829</td> </tr> <tr> <td>I</td> <td>\$11,488</td> </tr> <tr> <td>J</td> <td>\$13,477</td> </tr> <tr> <td>L1</td> <td>\$10,292</td> </tr> <tr> <td>L2</td> <td>\$11,687</td> </tr> </tbody> </table>	COM	\$4,715	A	\$4,920	B	\$5,185	COL/C	\$5,650	D	\$6,247	E	\$6,844	F	\$7,774	G	\$8,766	H	\$9,829	I	\$11,488	J	\$13,477	L1	\$10,292	L2	\$11,687
		Dimensions	D	W	H																																				
		Overall	32	90	37½																																				
		Seat	20	90	18																																				
		COM	\$4,715																																						
		A	\$4,920																																						
		B	\$5,185																																						
		COL/C	\$5,650																																						
		D	\$6,247																																						
		E	\$6,844																																						
F	\$7,774																																								
G	\$8,766																																								
H	\$9,829																																								
I	\$11,488																																								
J	\$13,477																																								
L1	\$10,292																																								
L2	\$11,687																																								
<table border="1"> <thead> <tr> <th>Upholstery</th> <th colspan="2">Shipping</th> </tr> </thead> <tbody> <tr> <td>COM Ydg</td> <td>11¼</td> <td>Ctn Wt 211</td> </tr> <tr> <td>COL Sq Ft</td> <td>259</td> <td>Cu Ft 58</td> </tr> </tbody> </table>	Upholstery	Shipping		COM Ydg	11¼	Ctn Wt 211	COL Sq Ft	259	Cu Ft 58																																
Upholstery	Shipping																																								
COM Ydg	11¼	Ctn Wt 211																																							
COL Sq Ft	259	Cu Ft 58																																							

To Order, Specify:

- 1 Model Number
- 2 Wood Species - Cherry (CH1), Maple (MA1), Walnut (WA1) or Double Cut (DC1)
- 3 Wood Finish
- 4 Fabric Selection - vendor, pattern and color
 - A. Seat
 - B. Back
 - C. Arm
- 5 Metal Leg Color - Black Sandtex (BSX), Pewter (PEW), Soft Nickel (SNK) or Stardust Silver (STS)
- 6 Optional Wood Back Rail - available on any unit with two arms, specify and add \$167 list
- 7 Optional Power Center - Flush Mount (EC22) - Black (B) or White (W); \$612 list each, see page 201 for location availability
- 8 Arm Cap - Wood (M) or Black 3D Laminate (B3L)
- 9 Optional Drink Holder(s) (DH) - add \$99 list each, indicate left or right arm; add \$195 list for end table
- 10 Optional Tablet Arm - indicate left (TBL) or right arm (TBR); flat cut add \$547 list, double cut add \$571 list
- 11 Optional Coordinating Wood Grain Laminate Available on Wood Cap Arm or Table Top - no upcharge. Finishes with an asterisk have a coordinating laminate available
- 12 Optional Rubber Cushion Nylon Glides - no upcharge Product Options

3 Wood Finish Options:

Cherry	Maple	Walnut
BRL Barley	ALM Ale Medium	AUB Auburn
BBM Bourbon Medium	BUT Butterscotch	ESP Espresso
BRM Brighton Medium	CIN Cinnamon	MCH Mocha*
CLA Classic	FLX Flax	NTO Night Owl*
CLL Collectors*	VEN Venetian	SIE Sienna*
EAR Earthy	TOF Toffee	
HRV Harvest*	TRF Truffle*	
LGC Legacy		
PRL Praline*	*finishes with coordinating laminate top option	
SAF Saffron		
Double Cut		
COF Coffee	GRH Graphite	
CRM Cremello	KHK Khaki	
FOS Fossil	STU Studio Teak	

- 4 See a selection of graded in fabric manufacturers and patterns on pages 20-28 Contact Customer Service for additional fabric options.

Specifications

- Wood species - Cherry, Maple, Walnut or Double Cut. Seat has synthetic sheet webbing with cross strap reinforcement, 4¼" high density polyurethane foam.
- Back has high density polyurethane foam.
- Arms have ¾" thick top and ¼" thick side high density polyurethane foam.
- Plywood construction with locking tenons, glue and screws.
- Linking bracket included.
- Metal legs are 16 gauge steel tube with metal leveling glides.

When ordering Quickship products, place a "Q" in front of model number.
 Example: QGT4901D



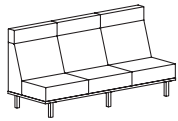
Description

Model

Specifications

List Price Per Grade

Three Seat High Back



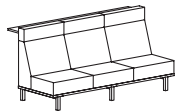
CTL3303

- armless
- 30" individual seat width
- 7" high headrest
- COM based on single fabric
- multiple fabrics, see pages 204-206 for yardage requirements
- double cut veneer available; specify and add \$105 list

Dimensions	D	W	H
Overall	32	90	44½
Seat	20	90	18
Upholstery		Shipping	
COM Ydg	13½	Ctn Wt	226
COL Sq Ft	311	Cu Ft	71

COM	\$5,190
A	\$5,430
B	\$5,747
COL/C	\$6,304
D	\$7,020
E	\$7,739
F	\$8,853
G	\$10,046
H	\$11,319
I	\$13,308
J	\$15,698
L1	\$11,877
L2	\$13,547

Three Seat High Back with Stand Up Surface



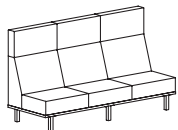
CTL3304

- armless
- stand up surface corner; specify square (S) no upcharge or rounded (R) add \$39 list
- stand up surface
- 30" individual seat width
- 7" high headrest
- 41¾" high stand up surface
- COM based on single fabric
- multiple fabrics, see pages 204-206 for yardage requirements
- double cut veneer available; specify and add \$105 list

Dimensions	D	W	H
Overall	42	90	44½
Seat	20	90	18
Upholstery		Shipping	
COM Ydg	13½	Ctn Wt	277
COL Sq Ft	311	Cu Ft	83

COM	\$6,700
A	\$6,960
B	\$7,279
COL/C	\$7,837
D	\$8,553
E	\$9,269
F	\$10,385
G	\$11,576
H	\$12,850
I	\$14,840
J	\$17,228
L1	\$13,408
L2	\$15,078

Three Seat Privacy Back



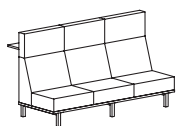
CTL3305

- armless
- 30" individual seat width
- 14" high headrest
- COM based on single fabric
- multiple fabrics, see pages 204-206 for yardage requirements
- double cut veneer available; specify and add \$105 list

Dimensions	D	W	H
Overall	32	90	51½
Seat	20	90	18
Upholstery		Shipping	
COM Ydg	15	Ctn Wt	232
COL Sq Ft	345	Cu Ft	84

COM	\$5,666
A	\$5,930
B	\$6,283
COL/C	\$6,903
D	\$7,697
E	\$8,494
F	\$9,732
G	\$11,059
H	\$12,475
I	\$14,685
J	\$17,338
L1	\$13,093
L2	\$14,949

Three Seat Privacy Back with Stand Up Surface

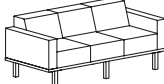


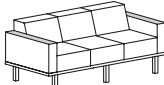
CTL3306

- armless
- stand up surface corner; specify square (S) no upcharge or rounded (R) add \$39 list
- 30" individual seat width
- 14" high headrest
- 41¾" high stand up surface
- COM based on single fabric
- multiple fabrics, see pages 204-206 for yardage requirements
- double cut veneer available; specify and add \$105 list

Dimensions	D	W	H
Overall	42	90	51½
Seat	20	90	18
Upholstery		Shipping	
COM Ydg	15	Ctn Wt	283
COL Sq Ft	345	Cu Ft	96

COM	\$7,176
A	\$7,461
B	\$7,815
COL/C	\$8,433
D	\$9,230
E	\$10,026
F	\$11,264
G	\$12,591
H	\$14,007
I	\$16,217
J	\$18,870
L1	\$14,624
L2	\$16,480

Description	1 Model	Specifications	List Price Per Grade																																										
Three Seat Low Back 	CTL3201U2 • upholstered arms • 5" arm width • 20" individual seat width • COM based on single fabric • multiple fabrics, see pages 204-206 for yardage requirements • double cut veneer available; specify and add \$105 list	<table border="1"> <thead> <tr> <th>Dimensions</th> <th>D</th> <th>W</th> <th>H</th> </tr> </thead> <tbody> <tr> <td>Overall</td> <td>32</td> <td>70</td> <td>30½</td> </tr> <tr> <td>Seat</td> <td>20</td> <td>60</td> <td>18</td> </tr> <tr> <td>Arm</td> <td></td> <td>5</td> <td>24½</td> </tr> </tbody> </table>	Dimensions	D	W	H	Overall	32	70	30½	Seat	20	60	18	Arm		5	24½	<table border="1"> <tbody> <tr> <td>COM</td> <td>\$4,866</td> </tr> <tr> <td>A</td> <td>\$5,099</td> </tr> <tr> <td>B</td> <td>\$5,418</td> </tr> <tr> <td>COL/C</td> <td>\$5,975</td> </tr> <tr> <td>D</td> <td>\$6,691</td> </tr> <tr> <td>E</td> <td>\$7,409</td> </tr> <tr> <td>F</td> <td>\$8,523</td> </tr> <tr> <td>G</td> <td>\$9,716</td> </tr> <tr> <td>H</td> <td>\$10,991</td> </tr> <tr> <td>I</td> <td>\$12,980</td> </tr> <tr> <td>J</td> <td>\$15,369</td> </tr> <tr> <td>L1</td> <td>\$11,546</td> </tr> <tr> <td>L2</td> <td>\$13,216</td> </tr> </tbody> </table>	COM	\$4,866	A	\$5,099	B	\$5,418	COL/C	\$5,975	D	\$6,691	E	\$7,409	F	\$8,523	G	\$9,716	H	\$10,991	I	\$12,980	J	\$15,369	L1	\$11,546	L2	\$13,216
		Dimensions	D	W	H																																								
Overall	32	70	30½																																										
Seat	20	60	18																																										
Arm		5	24½																																										
COM	\$4,866																																												
A	\$5,099																																												
B	\$5,418																																												
COL/C	\$5,975																																												
D	\$6,691																																												
E	\$7,409																																												
F	\$8,523																																												
G	\$9,716																																												
H	\$10,991																																												
I	\$12,980																																												
J	\$15,369																																												
L1	\$11,546																																												
L2	\$13,216																																												
<table border="1"> <thead> <tr> <th>Upholstery</th> <th colspan="2">Shipping</th> </tr> </thead> <tbody> <tr> <td>COM Ydg</td> <td>13½</td> <td>Ctn Wt 175</td> </tr> <tr> <td>COL Sq Ft</td> <td>311</td> <td>Cu Ft 36</td> </tr> </tbody> </table>	Upholstery	Shipping		COM Ydg	13½	Ctn Wt 175	COL Sq Ft	311	Cu Ft 36																																				
Upholstery	Shipping																																												
COM Ydg	13½	Ctn Wt 175																																											
COL Sq Ft	311	Cu Ft 36																																											

Three Seat Low Back 	CTL3201W2 • wood cap arms • 5" arm width • 20" individual seat width • COM based on single fabric • multiple fabrics, see pages 204-206 for yardage requirements • double cut veneer available; specify and add \$157 list	<table border="1"> <thead> <tr> <th>Dimensions</th> <th>D</th> <th>W</th> <th>H</th> </tr> </thead> <tbody> <tr> <td>Overall</td> <td>32</td> <td>70</td> <td>30½</td> </tr> <tr> <td>Seat</td> <td>20</td> <td>60</td> <td>18</td> </tr> <tr> <td>Arm</td> <td></td> <td>5</td> <td>25</td> </tr> </tbody> </table>	Dimensions	D	W	H	Overall	32	70	30½	Seat	20	60	18	Arm		5	25	<table border="1"> <tbody> <tr> <td>COM</td> <td>\$5,184</td> </tr> <tr> <td>A</td> <td>\$5,421</td> </tr> <tr> <td>B</td> <td>\$5,741</td> </tr> <tr> <td>COL/C</td> <td>\$6,299</td> </tr> <tr> <td>D</td> <td>\$7,015</td> </tr> <tr> <td>E</td> <td>\$7,730</td> </tr> <tr> <td>F</td> <td>\$8,846</td> </tr> <tr> <td>G</td> <td>\$10,039</td> </tr> <tr> <td>H</td> <td>\$11,312</td> </tr> <tr> <td>I</td> <td>\$13,302</td> </tr> <tr> <td>J</td> <td>\$15,692</td> </tr> <tr> <td>L1</td> <td>\$11,870</td> </tr> <tr> <td>L2</td> <td>\$13,541</td> </tr> </tbody> </table>	COM	\$5,184	A	\$5,421	B	\$5,741	COL/C	\$6,299	D	\$7,015	E	\$7,730	F	\$8,846	G	\$10,039	H	\$11,312	I	\$13,302	J	\$15,692	L1	\$11,870	L2	\$13,541
		Dimensions	D	W	H																																								
Overall	32	70	30½																																										
Seat	20	60	18																																										
Arm		5	25																																										
COM	\$5,184																																												
A	\$5,421																																												
B	\$5,741																																												
COL/C	\$6,299																																												
D	\$7,015																																												
E	\$7,730																																												
F	\$8,846																																												
G	\$10,039																																												
H	\$11,312																																												
I	\$13,302																																												
J	\$15,692																																												
L1	\$11,870																																												
L2	\$13,541																																												
<table border="1"> <thead> <tr> <th>Upholstery</th> <th colspan="2">Shipping</th> </tr> </thead> <tbody> <tr> <td>COM Ydg</td> <td>13½</td> <td>Ctn Wt 175</td> </tr> <tr> <td>COL Sq Ft</td> <td>311</td> <td>Cu Ft 36</td> </tr> </tbody> </table>	Upholstery	Shipping		COM Ydg	13½	Ctn Wt 175	COL Sq Ft	311	Cu Ft 36																																				
Upholstery	Shipping																																												
COM Ydg	13½	Ctn Wt 175																																											
COL Sq Ft	311	Cu Ft 36																																											

To Order, Specify:

- 1 Model Number
- 2 Wood Species - Cherry (CH1), Maple (MA1), Walnut (WA1) or Double Cut (DC1)
- 3 Wood Finish
- 4 Laminate Color Selection (Stand Up Surface)
- 5 Surface Corners (Stand Up Surface) - Square (S), no upcharge or Rounded (R), add \$39 list
- 6 Fabric Selection - vendor, pattern and color
 - A. Seat
 - B. Back
 - C. Arm
 - D. Headrest
- 7 Metal Leg Color - Black Sandtex (BSX), Pewter (PEW), Soft Nickel (SNK) or Stardust Silver (STS)
- 8 Optional Wood Back Rail - available on any unit with two arms, specify and add \$167 list
- 9 Optional Power Center - Flush Mount (EC22) - Black (B) or White (W); \$612 list each, see page 201 for location availability
- 10 Arm Cap - Wood (M) or Black 3D Laminate (B3L)
- 11 Optional Drink Holder(s) (DH) - add \$99 list each, indicate left or right arm
- 12 Optional Tablet Arm - indicate left (TBL) or right arm (TBR); flat cut add \$547 list, double cut add \$571 list
- 13 Optional Coordinating Wood Grain Laminate Available - no upcharge. Finishes with an asterisk have a coordinating laminate available
- 14 Optional Rubber Cushion Nylon Glides - no upcharge

3 Wood Finish Options:

<p>Cherry</p> <p>BRL Barley BBM Bourbon Medium BRM Brighton Medium CLA Classic CLL Collectors* EAR Earthy HRV Harvest* LGC Legacy PRL Praline* SAF Saffron</p>	<p>Maple</p> <p>ALM Ale Medium BUT Butterscotch CIN Cinnamon FLX Flax VEN Venetian TOF Toffee TRF Truffle*</p>	<p>Walnut</p> <p>AUB Auburn ESP Espresso MCH Mocha* NTO Night Owl* SIE Sienna*</p>
<p>Double Cut</p> <p>COF Coffee CRM Cremello FOS Fossil</p>	<p>GRH Graphite KHK Khaki STU Studio Teak</p>	<p>*finishes with coordinating laminate top option</p>

4 Laminate Color Selection (Stand Up Surface)

AGA Aged Ash	BGL Brighton Light	PIN Pinnacle Walnut
ALB Alabaster	CLL Collectors	SHD Shadow
ALL Ale Light	DWH Designer White	SLG Slate Grey
BLO Blonde Echo	FLO Florence Walnut	STU Studio Teak
BOL Bourbon Light	GRH Graphite	VIN Vintage
BZW Brazilwood	HGL High Line	WLH Walnut Heights
BBL Bridal Blanco	OAT Oatmeal Cookie	WEA Weathered Ash

- 5 See a selection of graded in fabric manufacturers and patterns on pages 20-28 Contact Customer Service for additional fabric options.

Specifications

- Wood species - Cherry, Maple, Walnut or Double Cut. Seat has synthetic sheet webbing with cross strap reinforcement, 4 ¼" high density polyurethane foam.
- Back has high density polyurethane foam.
- Arms have ¾" thick top and ¼" thick side high density polyurethane foam.
- Plywood construction with locking tenons, glue and screws.
- Linking bracket included.
- Metal legs are 16 gauge steel tube with metal leveling glides.
- ¾" thick 10" deep laminate stand up surface with coordinating 3mm PVC edge supported by steel columns, 42" surface height.

When ordering Quickship products, place a "Q" in front of model number.
 Example: QGT4901D

NOW!
 Need it.
 JSI Quickship

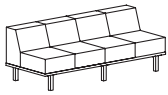
Description

Model

Specifications

List Price Per Grade

Four Seat Low Back



CTL4201

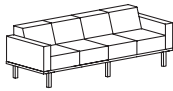
- armless
- 20" individual seat width
- COM based on single fabric
- multiple fabrics, see pages 204-206 for yardage requirements
- double cut veneer available; specify and add \$105 list

Dimensions	D	W	H
Overall	32	80	30½
Seat	20	80	18
Upholstery		Shipping	
COM Ydg	14	Ctn Wt	194
COL Sq Ft	322	Cu Ft	41

COM	\$5,154
A	\$5,398
B	\$5,728
COL/C	\$6,305
D	\$7,049
E	\$7,792
F	\$8,947
G	\$10,185
H	\$11,506
I	\$13,570
J	\$16,046
L1	\$12,083
L2	\$13,817

Four Seat Low Back

NOW!



CTL4201U2

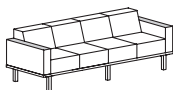
- upholstered arms
- 5" arm width
- 20" individual seat width
- COM based on single fabric
- multiple fabrics, see pages 204-206 for yardage requirements
- double cut veneer available; specify and add \$105 list

Dimensions	D	W	H
Overall	32	90	30½
Seat	20	80	18
Arm		5	24½
Upholstery		Shipping	
COM Ydg	17	Ctn Wt	206
COL Sq Ft	391	Cu Ft	46

COM	\$6,164
A	\$6,455
B	\$6,857
COL/C	\$7,559
D	\$8,461
E	\$9,363
F	\$10,765
G	\$12,270
H	\$13,873
I	\$16,379
J	\$19,385
L1	\$14,575
L2	\$16,678

Four Seat Low Back

NOW!



CTL4201W2

- wood cap arms
- 5" arm width
- 20" individual seat width
- COM based on single fabric
- multiple fabrics, see pages 204-206 for yardage requirements
- double cut veneer available; specify and add \$157 list

Dimensions	D	W	H
Overall	32	90	30½
Seat	20	80	18
Arm		5	25
Upholstery		Shipping	
COM Ydg	17	Ctn Wt	216
COL Sq Ft	391	Cu Ft	46

COM	\$6,478
A	\$6,778
B	\$7,179
COL/C	\$7,878
D	\$8,781
E	\$9,684
F	\$11,087
G	\$12,591
H	\$14,196
I	\$16,700
J	\$19,706
L1	\$14,897
L2	\$16,999

Corner Seat Low Back



CTC20S1UC
center



CTC20S1UR
right



CTC20S1UL
left

CTC20S1UC







CTC20S1UR

CTC20S1UL

- armless
- 20" seat width
- COM based on single fabric
- multiple fabrics, see pages 204-206 for yardage requirements
- double cut veneer available; specify and add \$105 list

Dimensions	D	W	H
Overall	32	32	30½
Seat	20	20	18
Upholstery		Shipping	
COM Ydg	4	Ctn Wt	90
COL Sq Ft	92	Cu Ft	17

COM	\$2,757
A	\$2,846
B	\$2,941
COL/C	\$3,105
D	\$3,318
E	\$3,529
F	\$3,861
G	\$4,214
H	\$4,594
I	\$5,181
J	\$5,890
L1	\$4,757
L2	\$5,251

Description	Model	Specifications	List Price Per Grade																																																		
Corner Seat Mid Back  CTC20S2UC center  CTC20S2UR right  CTC20S2UL left	CTC20S2UC CTC20S2UR CTC20S2UL <ul style="list-style-type: none"> armless 20" seat width COM based on single fabric multiple fabrics, see pages 204-206 for yardage requirements double cut veneer available; specify and add \$105 list 	<table border="1"> <thead> <tr> <th>Dimensions</th> <th>D</th> <th>W</th> <th>H</th> </tr> </thead> <tbody> <tr> <td>Overall</td> <td>32</td> <td>32</td> <td>37½</td> </tr> <tr> <td>Seat</td> <td>20</td> <td>20</td> <td>18</td> </tr> <tr> <th colspan="2">Upholstery</th> <th colspan="2">Shipping</th> </tr> <tr> <td>COM Ydg</td> <td>4½</td> <td>Ctn Wt</td> <td>95</td> </tr> <tr> <td>COL Sq Ft</td> <td>104</td> <td>Cu Ft</td> <td>22</td> </tr> </tbody> </table>	Dimensions	D	W	H	Overall	32	32	37½	Seat	20	20	18	Upholstery		Shipping		COM Ydg	4½	Ctn Wt	95	COL Sq Ft	104	Cu Ft	22	<table> <tbody> <tr><td>COM</td><td>\$2,852</td></tr> <tr><td>A</td><td>\$2,949</td></tr> <tr><td>B</td><td>\$3,056</td></tr> <tr><td>COL/C</td><td>\$3,240</td></tr> <tr><td>D</td><td>\$3,480</td></tr> <tr><td>E</td><td>\$3,719</td></tr> <tr><td>F</td><td>\$4,091</td></tr> <tr><td>G</td><td>\$4,487</td></tr> <tr><td>H</td><td>\$4,913</td></tr> <tr><td>I</td><td>\$5,575</td></tr> <tr><td>J</td><td>\$6,373</td></tr> <tr><td>L1</td><td>\$5,098</td></tr> <tr><td>L2</td><td>\$5,655</td></tr> </tbody> </table>	COM	\$2,852	A	\$2,949	B	\$3,056	COL/C	\$3,240	D	\$3,480	E	\$3,719	F	\$4,091	G	\$4,487	H	\$4,913	I	\$5,575	J	\$6,373	L1	\$5,098	L2	\$5,655
		Dimensions	D	W	H																																																
Overall	32	32	37½																																																		
Seat	20	20	18																																																		
Upholstery		Shipping																																																			
COM Ydg	4½	Ctn Wt	95																																																		
COL Sq Ft	104	Cu Ft	22																																																		
COM	\$2,852																																																				
A	\$2,949																																																				
B	\$3,056																																																				
COL/C	\$3,240																																																				
D	\$3,480																																																				
E	\$3,719																																																				
F	\$4,091																																																				
G	\$4,487																																																				
H	\$4,913																																																				
I	\$5,575																																																				
J	\$6,373																																																				
L1	\$5,098																																																				
L2	\$5,655																																																				
Corner Seat High Back  CTC20S3UC center  CTC20S3UR right  CTC20S3UL left	CTC20S3UC CTC20S3UR CTC20S3UL <ul style="list-style-type: none"> armless 20" seat width 7" high headrest COM based on single fabric multiple fabrics, see pages 204-206 for yardage requirements double cut veneer available; specify and add \$105 list 	<table border="1"> <thead> <tr> <th>Dimensions</th> <th>D</th> <th>W</th> <th>H</th> </tr> </thead> <tbody> <tr> <td>Overall</td> <td>32</td> <td>32</td> <td>44½</td> </tr> <tr> <td>Seat</td> <td>20</td> <td>20</td> <td>18</td> </tr> <tr> <th colspan="2">Upholstery</th> <th colspan="2">Shipping</th> </tr> <tr> <td>COM Ydg</td> <td>6¼</td> <td>Ctn Wt</td> <td>115</td> </tr> <tr> <td>COL Sq Ft</td> <td>144</td> <td>Cu Ft</td> <td>26</td> </tr> </tbody> </table>	Dimensions	D	W	H	Overall	32	32	44½	Seat	20	20	18	Upholstery		Shipping		COM Ydg	6¼	Ctn Wt	115	COL Sq Ft	144	Cu Ft	26	<table> <tbody> <tr><td>COM</td><td>\$2,948</td></tr> <tr><td>A</td><td>\$3,066</td></tr> <tr><td>B</td><td>\$3,213</td></tr> <tr><td>COL/C</td><td>\$3,471</td></tr> <tr><td>D</td><td>\$3,803</td></tr> <tr><td>E</td><td>\$4,134</td></tr> <tr><td>F</td><td>\$4,651</td></tr> <tr><td>G</td><td>\$5,205</td></tr> <tr><td>H</td><td>\$5,792</td></tr> <tr><td>I</td><td>\$6,713</td></tr> <tr><td>J</td><td>\$7,820</td></tr> <tr><td>L1</td><td>\$6,051</td></tr> <tr><td>L2</td><td>\$6,824</td></tr> </tbody> </table>	COM	\$2,948	A	\$3,066	B	\$3,213	COL/C	\$3,471	D	\$3,803	E	\$4,134	F	\$4,651	G	\$5,205	H	\$5,792	I	\$6,713	J	\$7,820	L1	\$6,051	L2	\$6,824
		Dimensions	D	W	H																																																
Overall	32	32	44½																																																		
Seat	20	20	18																																																		
Upholstery		Shipping																																																			
COM Ydg	6¼	Ctn Wt	115																																																		
COL Sq Ft	144	Cu Ft	26																																																		
COM	\$2,948																																																				
A	\$3,066																																																				
B	\$3,213																																																				
COL/C	\$3,471																																																				
D	\$3,803																																																				
E	\$4,134																																																				
F	\$4,651																																																				
G	\$5,205																																																				
H	\$5,792																																																				
I	\$6,713																																																				
J	\$7,820																																																				
L1	\$6,051																																																				
L2	\$6,824																																																				

To Order, Specify:

- Model Number
- Wood Species - Cherry (CH1), Maple (MA1), Walnut (WA1) or Double Cut (DC1)
- Wood Finish
- Fabric Selection - vendor, pattern and color
 - A. Seat
 - B. Back
 - C. Arm
 - D. Headrest
- Metal Leg Color - Black Sandtex (BSX), Pewter (PEW), Soft Nickel (SNK) or Stardust Silver (STS)
- Optional Wood Back Rail - available on any unit with two arms, specify and add \$167 list
- Optional Power Center - Flush Mount (EC22) - Black (B) or White (W); \$612 list each, see page 201 for location availability
- Arm Cap - Wood (M) or Black D Laminate (B3L)
- Optional Drink Holder(s) (DH) - add \$99 list each, indicate left or right arm
- Optional Tablet Arm - indicate left (TBL) or right arm (TBR); flat cut add \$547 list, double cut add \$571 list
- Optional Coordinating Wood Grain Laminate
Available - no upcharge. Finishes with an asterisk have a coordinating laminate available
- Optional Rubber Cushion Nylon Glides - no upcharge

Wood Finish Options:

Cherry			Maple			Walnut		
BRL	Barley	ALM	Ale Medium	AUB	Auburn			
BBM	Bourbon Medium	BUT	Butterscotch	ESP	Espresso			
BRM	Brighton Medium	CIN	Cinnamon	MCH	Mocha*			
CLA	Classic	FLX	Flax	NTO	Night Owl*			
CLL	Collectors*	VEN	Venetian	SIE	Sienna*			
EAR	Earthy	TOF	Toffee					
HRV	Harvest*	TRF	Truffle*					
LGC	Legacy							
PRL	Praline*							
SAF	Saffron							
Double Cut								
COF	Coffee	GRH	Graphite					
CRM	Cremello	KHK	Khaki					
FOS	Fossil	STU	Studio Teak					

*finishes with coordinating laminate top option

Specifications

- Wood species - Cherry, Maple, Walnut or Double Cut. Seat has synthetic sheet webbing with cross strap reinforcement, 4 ¼" high density polyurethane foam.
- Back has high density polyurethane foam.
- Arms have ¾" thick top and ¼" thick side high density polyurethane foam.
- Plywood construction with locking tenons, glue and screws.
- Linking bracket included.
- Metal legs are 16 gauge steel tube with metal leveling glides.

When ordering Quickship products, place a "Q" in front of model number.
Example: QGT4901D



Description

Model

Specifications

List Price Per Grade

Corner Seat High Back with Stand Up Surface



CTC20S4UC
center



CTC20S4UR
right



CTC20S4UL
left

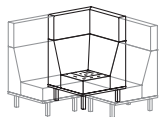
CTC20S4UC
CTC20S4UR
CTC20S4UL

- armless
- stand up surface corner; specify square (S) no upcharge or rounded (R) add \$76 list
- 20" seat width
- 7" high headrest
- 41 3/4" high stand up surface
- COM based on single fabric
- multiple fabrics, see pages 204-206 for yardage requirements
- double cut veneer available; specify and add \$105 list

Dimensions	D	W	H
Overall	42	42	44 1/2
Seat	20	20	18
Upholstery		Shipping	
COM Ydg	6 1/4	Ctn Wt	153
COL Sq Ft	144	Cu Ft	38

COM	\$4,909
A	\$5,058
B	\$5,206
COL/C	\$5,463
D	\$5,796
E	\$6,127
F	\$6,645
G	\$7,195
H	\$7,784
I	\$8,707
J	\$9,812
L1	\$8,043
L2	\$8,817

Corner Seat Privacy Back



CTC20S5UC
center



CTC20S5UR
right



CTC20S5UL
left

CTC20S5UC
CTC20S5UR
CTC20S5UL

- armless
- 20" seat width
- 14" high headrest
- COM based on single fabric
- multiple fabrics, see pages 204-206 for yardage requirements
- double cut veneer available; specify and add \$105 list

Dimensions	D	W	H
Overall	32	32	51 1/2
Seat	20	20	18
Upholstery		Shipping	
COM Ydg	7	Ctn Wt	125
COL Sq Ft	161	Cu Ft	31

COM	\$3,041
A	\$3,172
B	\$3,335
COL/C	\$3,625
D	\$3,997
E	\$4,369
F	\$4,946
G	\$5,566
H	\$6,226
I	\$7,258
J	\$8,495
L1	\$6,513
L2	\$7,381

Corner Seat Privacy Back with Stand Up Surface



CTC20S6UC
center



CTC20S6UR
right



CTC20S6UL
left

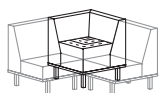
CTC20S6UC
CTC20S6UR
CTC20S6UL

- armless
- stand up surface corner; specify square (S) no upcharge or rounded (R) add \$76 list
- 20" seat width
- 14" high headrest
- 41 3/4" high stand up surface
- COM based on single fabric
- multiple fabrics, see pages 204-206 for yardage requirements
- double cut veneer available; specify and add \$105 list

Dimensions	D	W	H
Overall	42	42	51 1/2
Seat	20	20	18
Upholstery		Shipping	
COM Ydg	7	Ctn Wt	163
COL Sq Ft	161	Cu Ft	43

COM	\$5,004
A	\$5,164
B	\$5,329
COL/C	\$5,618
D	\$5,989
E	\$6,360
F	\$6,938
G	\$7,557
H	\$8,219
I	\$9,249
J	\$10,487
L1	\$8,507
L2	\$9,372

Corner Table Mid Back



CTC20T2UC
center



CTC20T2UR
right



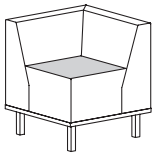
CTC20T2UL
left

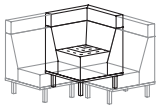


CTC20T2UC
CTC20T2UR
CTC20T2UL

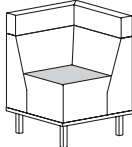
- upholstered top
- 23" table width
- table height is same as arm height
- COM based on single fabric
- multiple fabrics, see pages 204-206 for yardage requirements
- double cut veneer available; specify and add \$105 list

Dimensions	D	W	H
Overall	32	32	37 1/2
Table	23	23	24 1/2
Upholstery		Shipping	
COM Ydg	4 3/4	Ctn Wt	115
COL Sq Ft	110	Cu Ft	22

COM	\$2,890
A	\$2,991
B	\$3,102
COL/C	\$3,298
D	\$3,551
E	\$3,802
F	\$4,195
G	\$4,613
H	\$5,062
I	\$5,764
J	\$6,604
L1	\$5,260
L2	\$5,847

Description	Model	Specifications	List Price Per Grade																																						
Corner Table Mid Back 	CTC20T2W • wood top • diagonal grain • 23" table width • table height is same as arm height • COM based on single fabric • multiple fabrics, see pages 204-206 for yardage requirements • double cut veneer available; specify and add \$157 list	<table border="1"> <thead> <tr> <th>Dimensions</th> <th>D</th> <th>W</th> <th>H</th> </tr> </thead> <tbody> <tr> <td>Overall</td> <td>32</td> <td>32</td> <td>37½</td> </tr> <tr> <td>Table</td> <td>23</td> <td>23</td> <td>25</td> </tr> </tbody> </table>	Dimensions	D	W	H	Overall	32	32	37½	Table	23	23	25	<table border="1"> <tbody> <tr> <td>COM</td> <td>\$3,079</td> </tr> <tr> <td>A</td> <td>\$3,174</td> </tr> <tr> <td>B</td> <td>\$3,269</td> </tr> <tr> <td>COL/C</td> <td>\$3,433</td> </tr> <tr> <td>D</td> <td>\$3,646</td> </tr> <tr> <td>E</td> <td>\$3,859</td> </tr> <tr> <td>F</td> <td>\$4,190</td> </tr> <tr> <td>G</td> <td>\$4,542</td> </tr> <tr> <td>H</td> <td>\$4,920</td> </tr> <tr> <td>I</td> <td>\$5,509</td> </tr> <tr> <td>J</td> <td>\$6,217</td> </tr> <tr> <td>L1</td> <td>\$5,085</td> </tr> <tr> <td>L2</td> <td>\$5,579</td> </tr> </tbody> </table>	COM	\$3,079	A	\$3,174	B	\$3,269	COL/C	\$3,433	D	\$3,646	E	\$3,859	F	\$4,190	G	\$4,542	H	\$4,920	I	\$5,509	J	\$6,217	L1	\$5,085	L2	\$5,579
		Dimensions	D	W	H																																				
Overall	32	32	37½																																						
Table	23	23	25																																						
COM	\$3,079																																								
A	\$3,174																																								
B	\$3,269																																								
COL/C	\$3,433																																								
D	\$3,646																																								
E	\$3,859																																								
F	\$4,190																																								
G	\$4,542																																								
H	\$4,920																																								
I	\$5,509																																								
J	\$6,217																																								
L1	\$5,085																																								
L2	\$5,579																																								
<table border="1"> <thead> <tr> <th>Upholstery</th> <th>Shipping</th> </tr> </thead> <tbody> <tr> <td>COM Ydg</td> <td>4 Ctn Wt 120</td> </tr> <tr> <td>COL Sq Ft</td> <td>92 Cu Ft 22</td> </tr> </tbody> </table>	Upholstery	Shipping	COM Ydg	4 Ctn Wt 120	COL Sq Ft	92 Cu Ft 22																																			
Upholstery	Shipping																																								
COM Ydg	4 Ctn Wt 120																																								
COL Sq Ft	92 Cu Ft 22																																								

Description	Model	Specifications	List Price Per Grade																																						
Corner Table High Back  <p>CTC20T3UC center</p>  <p>CTC20T2UR right</p>  <p>CTC20T2UL left</p>	CTC20T3UC CTC20T3UR CTC20T3UL • upholstered top • 23" table width • table height is same as arm height • COM based on single fabric • multiple fabrics, see pages 204-206 for yardage requirements • double cut veneer available; specify and add \$105 list	<table border="1"> <thead> <tr> <th>Dimensions</th> <th>D</th> <th>W</th> <th>H</th> </tr> </thead> <tbody> <tr> <td>Overall</td> <td>32</td> <td>32</td> <td>44½</td> </tr> <tr> <td>Table</td> <td>23</td> <td>23</td> <td>24½</td> </tr> </tbody> </table>	Dimensions	D	W	H	Overall	32	32	44½	Table	23	23	24½	<table border="1"> <tbody> <tr> <td>COM</td> <td>\$2,986</td> </tr> <tr> <td>A</td> <td>\$3,107</td> </tr> <tr> <td>B</td> <td>\$3,263</td> </tr> <tr> <td>COL/C</td> <td>\$3,528</td> </tr> <tr> <td>D</td> <td>\$3,874</td> </tr> <tr> <td>E</td> <td>\$4,218</td> </tr> <tr> <td>F</td> <td>\$4,756</td> </tr> <tr> <td>G</td> <td>\$5,331</td> </tr> <tr> <td>H</td> <td>\$5,943</td> </tr> <tr> <td>I</td> <td>\$6,902</td> </tr> <tr> <td>J</td> <td>\$8,051</td> </tr> <tr> <td>L1</td> <td>\$6,212</td> </tr> <tr> <td>L2</td> <td>\$7,016</td> </tr> </tbody> </table>	COM	\$2,986	A	\$3,107	B	\$3,263	COL/C	\$3,528	D	\$3,874	E	\$4,218	F	\$4,756	G	\$5,331	H	\$5,943	I	\$6,902	J	\$8,051	L1	\$6,212	L2	\$7,016
		Dimensions	D	W	H																																				
Overall	32	32	44½																																						
Table	23	23	24½																																						
COM	\$2,986																																								
A	\$3,107																																								
B	\$3,263																																								
COL/C	\$3,528																																								
D	\$3,874																																								
E	\$4,218																																								
F	\$4,756																																								
G	\$5,331																																								
H	\$5,943																																								
I	\$6,902																																								
J	\$8,051																																								
L1	\$6,212																																								
L2	\$7,016																																								
<table border="1"> <thead> <tr> <th>Upholstery</th> <th>Shipping</th> </tr> </thead> <tbody> <tr> <td>COM Ydg</td> <td>6½ Ctn Wt 135</td> </tr> <tr> <td>COL Sq Ft</td> <td>150 Cu Ft 26</td> </tr> </tbody> </table>	Upholstery	Shipping	COM Ydg	6½ Ctn Wt 135	COL Sq Ft	150 Cu Ft 26																																			
Upholstery	Shipping																																								
COM Ydg	6½ Ctn Wt 135																																								
COL Sq Ft	150 Cu Ft 26																																								

Description	Model	Specifications	List Price Per Grade																																						
Corner Table High Back 	CTC20T3W • wood top • diagonal grain • 23" table width • table height is same as arm height • COM based on single fabric • multiple fabrics, see pages 204-206 for yardage requirements • double cut veneer available; specify and add \$157 list	<table border="1"> <thead> <tr> <th>Dimensions</th> <th>D</th> <th>W</th> <th>H</th> </tr> </thead> <tbody> <tr> <td>Overall</td> <td>32</td> <td>32</td> <td>44½</td> </tr> <tr> <td>Table</td> <td>23</td> <td>23</td> <td>25</td> </tr> </tbody> </table>	Dimensions	D	W	H	Overall	32	32	44½	Table	23	23	25	<table border="1"> <tbody> <tr> <td>COM</td> <td>\$3,175</td> </tr> <tr> <td>A</td> <td>\$3,292</td> </tr> <tr> <td>B</td> <td>\$3,428</td> </tr> <tr> <td>COL/C</td> <td>\$3,666</td> </tr> <tr> <td>D</td> <td>\$3,969</td> </tr> <tr> <td>E</td> <td>\$4,275</td> </tr> <tr> <td>F</td> <td>\$4,750</td> </tr> <tr> <td>G</td> <td>\$5,259</td> </tr> <tr> <td>H</td> <td>\$5,801</td> </tr> <tr> <td>I</td> <td>\$6,649</td> </tr> <tr> <td>J</td> <td>\$7,664</td> </tr> <tr> <td>L1</td> <td>\$6,039</td> </tr> <tr> <td>L2</td> <td>\$6,749</td> </tr> </tbody> </table>	COM	\$3,175	A	\$3,292	B	\$3,428	COL/C	\$3,666	D	\$3,969	E	\$4,275	F	\$4,750	G	\$5,259	H	\$5,801	I	\$6,649	J	\$7,664	L1	\$6,039	L2	\$6,749
Dimensions	D	W	H																																						
Overall	32	32	44½																																						
Table	23	23	25																																						
COM	\$3,175																																								
A	\$3,292																																								
B	\$3,428																																								
COL/C	\$3,666																																								
D	\$3,969																																								
E	\$4,275																																								
F	\$4,750																																								
G	\$5,259																																								
H	\$5,801																																								
I	\$6,649																																								
J	\$7,664																																								
L1	\$6,039																																								
L2	\$6,749																																								
<table border="1"> <thead> <tr> <th>Upholstery</th> <th>Shipping</th> </tr> </thead> <tbody> <tr> <td>COM Ydg</td> <td>5¾ Ctn Wt 140</td> </tr> <tr> <td>COL Sq Ft</td> <td>133 Cu Ft 26</td> </tr> </tbody> </table>	Upholstery	Shipping	COM Ydg	5¾ Ctn Wt 140	COL Sq Ft	133 Cu Ft 26																																			
Upholstery	Shipping																																								
COM Ydg	5¾ Ctn Wt 140																																								
COL Sq Ft	133 Cu Ft 26																																								

To Order, Specify:

- 1 Model Number
- 2 Wood Species - Cherry (CH1), Maple (MA1), Walnut (WA1) or Double Cut (DC1)
- 3 Wood Finish
- 4 Laminate Color Selection (Stand Up Surface)
- 5 Surface Corners (Stand Up Surface) - Square (S), no upcharge or Rounded (R), add \$76 list
- 6 Fabric Selection - vendor, pattern and color
 - A. Seat
 - B. Back
 - C. Headrest
- 7 Metal Leg Color - Black Sandtex (BSX), Pewter (PEW), Soft Nickel (SNK) or Stardust Silver (STS)
- 8 Optional Coordinating Wood Grain Laminate Available on Table Tops - no upcharge. Finishes with an asterisk have a coordinating laminate available
- 9 Optional Rubber Cushion Nylon Glides - no upcharge
- 10 Product Options

3 Wood Finish Options:

Cherry	Maple	Walnut
BRL Barley	ALM Ale Medium	AUB Auburn
BBM Bourbon Medium	BUT Butterscotch	ESP Espresso
BRM Brighton Medium	CIN Cinnamon	MCH Mocha*
CLA Classic	FLX Flax	NTO Night Owl*
CLL Collectors*	VEN Venetian	SIE Sienna*
EAR Earthy	TOF Toffee	
HRV Harvest*	TRF Truffle*	
LGC Legacy		
PRL Praline*		
SAF Saffron		

*finishes with coordinating laminate top option

Double Cut	
COF Coffee	GRH Graphite
CRM Cremello	KHK Khaki
FOS Fossil	STU Studio Teak

4 Laminate Color Selection (Stand Up Surface)

see page 200 for list of laminates

- 5 See a selection of graded in fabric manufacturers and patterns on pages 20-28 Contact Customer Service for additional fabric options.

Specifications

- Wood species - Cherry, Maple, Walnut or Double Cut. Seat has synthetic sheet webbing with cross strap reinforcement, 4 ¼" high density polyurethane foam.
- Back has high density polyurethane foam.
- Plywood construction with locking tenons, glue and screws.
- Linking bracket included.
- Metal legs are 16 gauge steel tube with metal leveling glides.
- ¾" thick 10" deep laminate stand up surface with coordinating 3mm PVC edge supported by steel columns, 42" surface height.

Description

Model

Specifications

List Price Per Grade

Corner Table High Back with Stand Up Surface

CTC20T4UC
CTC20T4UR
CTC20T4UL

Dimensions	D	W	H
Overall	42	42	44 1/2
Table	23	23	24 1/4

Upholstery	Shipping	
COM Ydg	6 1/2	Ctn Wt 173
COL Sq Ft	150	Cu Ft 38

COM	\$4,947
A	\$5,099
B	\$5,252
COL/C	\$5,521
D	\$5,866
E	\$6,210
F	\$6,748
G	\$7,321
H	\$7,936
I	\$8,894
J	\$10,044
L1	\$8,203
L2	\$9,008



CTC20T4UC
center



CTC20T4UR
right



CTC20T4UL
left

- upholstered top
- stand up surface corner; specify square (S) no upcharge or rounded (R) add \$76 list
- 23" table width
- 41 3/4" high stand up surface
- table height is same as arm height
- COM based on single fabric
- multiple fabrics, see pages 204-206 for yardage requirements
- double cut veneer available; specify and add \$105 list

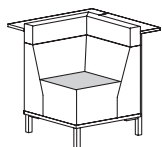
Corner Table High Back with Stand Up Surface

CTC20T4W

Dimensions	D	W	H
Overall	42	42	44 1/2
Table	23	23	25

Upholstery	Shipping	
COM Ydg	5 3/4	Ctn Wt 178
COL Sq Ft	133	Cu Ft 38

COM	\$5,138
A	\$5,284
B	\$5,418
COL/C	\$5,656
D	\$5,962
E	\$6,267
F	\$6,742
G	\$7,249
H	\$7,792
I	\$8,640
J	\$9,656
L1	\$8,029
L2	\$8,741



- wood top
- stand up surface corner; specify square (S) no upcharge or rounded (R) add \$76 list
- diagonal grain
- 23" table width
- 41 3/4" high stand up surface
- table height is same as arm height
- COM based on single fabric
- multiple fabrics, see pages 204-206 for yardage requirements
- double cut veneer available; specify and add \$157 list

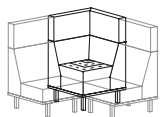
Corner Table Privacy Back

CTC20T5UC
CTC20T5UR
CTC20T5UL

Dimensions	D	W	H
Overall	32	32	51 1/2
Table	23	23	24 1/2

Upholstery	Shipping	
COM Ydg	7 1/4	Ctn Wt 148
COL Sq Ft	167	Cu Ft 31

COM	\$3,079
A	\$3,213
B	\$3,386
COL/C	\$3,685
D	\$4,069
E	\$4,452
F	\$5,052
G	\$5,693
H	\$6,377
I	\$7,446
J	\$8,726
L1	\$6,677
L2	\$7,572



CTC20T5UC
center



CTC20T5UR
right



CTC20T5UL
left

- upholstered top
- 23" table width
- table height is same as arm height
- COM based on single fabric
- multiple fabrics, see pages 204-206 for yardage requirements
- double cut veneer available; specify and add \$105 list

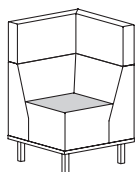
Corner Table Privacy Back

CTC20T5W

Dimensions	D	W	H
Overall	32	32	51 1/2
Table	23	23	25




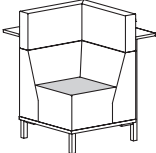
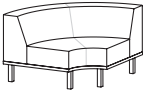
Upholstery	Shipping	
COM Ydg	6 1/2	Ctn Wt 153
COL Sq Ft	150	Cu Ft 31

COM	\$3,270
A	\$3,397
B	\$3,551
COL/C	\$3,819
D	\$4,164
E	\$4,509
F	\$5,046
G	\$5,619
H	\$6,232
I	\$7,191
J	\$8,341
L1	\$6,501
L2	\$7,306



- wood top
- diagonal grain
- 23" table width
- table height is same as arm height
- COM based on single fabric
- multiple fabrics, see pages 204-206 for yardage requirements
- double cut veneer available; specify and add \$157 list

CONNECT

Description	Model	Specifications	List Price Per Grade																																															
Corner Table Privacy Back with Stand Up Surface  CTC20T6UC center  CTC20T6UR right  CTC20T6UL left	CTC20T6UC CTC20T6UR CTC20T6UL <ul style="list-style-type: none"> • upholstered top • stand up surface corner; specify square (S) no upcharge or rounded (R) add \$76 list • 23" table width • 41 3/4" high stand up surface • table height is same as arm height • COM based on single fabric • multiple fabrics, see pages 204-206 for yardage requirements • double cut veneer available; specify and add \$105 list 	<table border="1"> <thead> <tr> <th>Dimensions</th> <th>D</th> <th>W</th> <th>H</th> </tr> </thead> <tbody> <tr> <td>Overall</td> <td>42</td> <td>42</td> <td>51 1/2</td> </tr> <tr> <td>Table</td> <td>23</td> <td>23</td> <td>24 1/2</td> </tr> </tbody> </table> <table border="1"> <thead> <tr> <th>Upholstery</th> <th colspan="2">Shipping</th> </tr> </thead> <tbody> <tr> <td>COM Ydg</td> <td>7 1/4</td> <td>Ctn Wt 186</td> </tr> <tr> <td>COL Sq Ft</td> <td>167</td> <td>Cu Ft 43</td> </tr> </tbody> </table>	Dimensions	D	W	H	Overall	42	42	51 1/2	Table	23	23	24 1/2	Upholstery	Shipping		COM Ydg	7 1/4	Ctn Wt 186	COL Sq Ft	167	Cu Ft 43	<table border="1"> <tbody> <tr><td>COM</td><td>\$5,043</td></tr> <tr><td>A</td><td>\$5,206</td></tr> <tr><td>B</td><td>\$5,377</td></tr> <tr><td>COL/C</td><td>\$5,674</td></tr> <tr><td>D</td><td>\$6,060</td></tr> <tr><td>E</td><td>\$6,444</td></tr> <tr><td>F</td><td>\$7,044</td></tr> <tr><td>G</td><td>\$7,685</td></tr> <tr><td>H</td><td>\$8,370</td></tr> <tr><td>I</td><td>\$9,436</td></tr> <tr><td>J</td><td>\$10,720</td></tr> <tr><td>L1</td><td>\$8,667</td></tr> <tr><td>L2</td><td>\$9,564</td></tr> </tbody> </table>	COM	\$5,043	A	\$5,206	B	\$5,377	COL/C	\$5,674	D	\$6,060	E	\$6,444	F	\$7,044	G	\$7,685	H	\$8,370	I	\$9,436	J	\$10,720	L1	\$8,667	L2	\$9,564
		Dimensions	D	W	H																																													
		Overall	42	42	51 1/2																																													
Table	23	23	24 1/2																																															
Upholstery	Shipping																																																	
COM Ydg	7 1/4	Ctn Wt 186																																																
COL Sq Ft	167	Cu Ft 43																																																
COM	\$5,043																																																	
A	\$5,206																																																	
B	\$5,377																																																	
COL/C	\$5,674																																																	
D	\$6,060																																																	
E	\$6,444																																																	
F	\$7,044																																																	
G	\$7,685																																																	
H	\$8,370																																																	
I	\$9,436																																																	
J	\$10,720																																																	
L1	\$8,667																																																	
L2	\$9,564																																																	
Corner Table Privacy Back with Stand Up Surface  CTC20T6W <ul style="list-style-type: none"> • wood top • stand up surface corner; specify square (S) no upcharge or rounded (R) add \$76 list • diagonal grain • 23" table width • 41 3/4" high stand up surface • table height is same as arm height • COM based on single fabric • multiple fabrics, see pages 204-206 for yardage requirements • double cut veneer available; specify and add \$157 list 	<table border="1"> <thead> <tr> <th>Dimensions</th> <th>D</th> <th>W</th> <th>H</th> </tr> </thead> <tbody> <tr> <td>Overall</td> <td>42</td> <td>42</td> <td>51 1/2</td> </tr> <tr> <td>Table</td> <td>23</td> <td>23</td> <td>25</td> </tr> </tbody> </table> <table border="1"> <thead> <tr> <th>Upholstery</th> <th colspan="2">Shipping</th> </tr> </thead> <tbody> <tr> <td>COM Ydg</td> <td>6 1/2</td> <td>Ctn Wt 191</td> </tr> <tr> <td>COL Sq Ft</td> <td>150</td> <td>Cu Ft 43</td> </tr> </tbody> </table>	Dimensions	D	W	H	Overall	42	42	51 1/2	Table	23	23	25	Upholstery	Shipping		COM Ydg	6 1/2	Ctn Wt 191	COL Sq Ft	150	Cu Ft 43	<table border="1"> <tbody> <tr><td>COM</td><td>\$5,234</td></tr> <tr><td>A</td><td>\$5,387</td></tr> <tr><td>B</td><td>\$5,541</td></tr> <tr><td>COL/C</td><td>\$5,811</td></tr> <tr><td>D</td><td>\$6,153</td></tr> <tr><td>E</td><td>\$6,500</td></tr> <tr><td>F</td><td>\$7,037</td></tr> <tr><td>G</td><td>\$7,613</td></tr> <tr><td>H</td><td>\$8,225</td></tr> <tr><td>I</td><td>\$9,184</td></tr> <tr><td>J</td><td>\$10,331</td></tr> <tr><td>L1</td><td>\$8,493</td></tr> <tr><td>L2</td><td>\$9,296</td></tr> </tbody> </table>	COM	\$5,234	A	\$5,387	B	\$5,541	COL/C	\$5,811	D	\$6,153	E	\$6,500	F	\$7,037	G	\$7,613	H	\$8,225	I	\$9,184	J	\$10,331	L1	\$8,493	L2	\$9,296	
		Dimensions	D	W	H																																													
		Overall	42	42	51 1/2																																													
Table	23	23	25																																															
Upholstery	Shipping																																																	
COM Ydg	6 1/2	Ctn Wt 191																																																
COL Sq Ft	150	Cu Ft 43																																																
COM	\$5,234																																																	
A	\$5,387																																																	
B	\$5,541																																																	
COL/C	\$5,811																																																	
D	\$6,153																																																	
E	\$6,500																																																	
F	\$7,037																																																	
G	\$7,613																																																	
H	\$8,225																																																	
I	\$9,184																																																	
J	\$10,331																																																	
L1	\$8,493																																																	
L2	\$9,296																																																	
90° Curved Seat Low Back  CTI32121 <ul style="list-style-type: none"> • 12" inside radius • 44" outside radius • COM based on single fabric • multiple fabrics, see pages 204-206 for yardage requirements • see pages 212-217 for application • double cut veneer available; specify and add \$105 list 	<table border="1"> <thead> <tr> <th>Dimensions</th> <th>D</th> <th>W</th> <th>H</th> </tr> </thead> <tbody> <tr> <td>Overall</td> <td>32</td> <td></td> <td>30 1/2</td> </tr> <tr> <td>Seat</td> <td>20</td> <td></td> <td>18</td> </tr> </tbody> </table> <table border="1"> <thead> <tr> <th>Upholstery</th> <th colspan="2">Shipping</th> </tr> </thead> <tbody> <tr> <td>COM Ydg</td> <td>5 1/2</td> <td>Ctn Wt 105</td> </tr> <tr> <td>COL Sq Ft</td> <td>127</td> <td>Cu Ft 36</td> </tr> </tbody> </table>	Dimensions	D	W	H	Overall	32		30 1/2	Seat	20		18	Upholstery	Shipping		COM Ydg	5 1/2	Ctn Wt 105	COL Sq Ft	127	Cu Ft 36	<table border="1"> <tbody> <tr><td>COM</td><td>\$2,458</td></tr> <tr><td>A</td><td>\$2,559</td></tr> <tr><td>B</td><td>\$2,689</td></tr> <tr><td>COL/C</td><td>\$2,917</td></tr> <tr><td>D</td><td>\$3,208</td></tr> <tr><td>E</td><td>\$3,499</td></tr> <tr><td>F</td><td>\$3,955</td></tr> <tr><td>G</td><td>\$4,442</td></tr> <tr><td>H</td><td>\$4,960</td></tr> <tr><td>I</td><td>\$5,770</td></tr> <tr><td>J</td><td>\$6,743</td></tr> <tr><td>L1</td><td>\$5,185</td></tr> <tr><td>L2</td><td>\$5,867</td></tr> </tbody> </table>	COM	\$2,458	A	\$2,559	B	\$2,689	COL/C	\$2,917	D	\$3,208	E	\$3,499	F	\$3,955	G	\$4,442	H	\$4,960	I	\$5,770	J	\$6,743	L1	\$5,185	L2	\$5,867	
		Dimensions	D	W	H																																													
		Overall	32		30 1/2																																													
Seat	20		18																																															
Upholstery	Shipping																																																	
COM Ydg	5 1/2	Ctn Wt 105																																																
COL Sq Ft	127	Cu Ft 36																																																
COM	\$2,458																																																	
A	\$2,559																																																	
B	\$2,689																																																	
COL/C	\$2,917																																																	
D	\$3,208																																																	
E	\$3,499																																																	
F	\$3,955																																																	
G	\$4,442																																																	
H	\$4,960																																																	
I	\$5,770																																																	
J	\$6,743																																																	
L1	\$5,185																																																	
L2	\$5,867																																																	

To Order, Specify:

- Model Number
- Wood Species - Cherry (CH1), Maple (MA1), Walnut (WA1) or Double Cut (DC1)
- Wood Finish
- Laminate Color Selection (Stand Up Surface)
- Surface Corners (Stand Up Surface) - Square (S), no upcharge or Rounded (R), add \$76 list
- Fabric Selection - vendor, pattern and color
 - Seat
 - Back
 - Headrest
- Metal Leg Color - Black Sandtex (BSX), Pewter (PEW), Soft Nickel (SNK) or Stardust Silver (STS)
- Optional Coordinating Wood Grain Laminate Available on Table Tops - no upcharge. Finishes with an asterisk have a coordinating laminate available
- Optional Rubber Cushion Nylon Glides - no upcharge
- Product Options

Wood Finish Options:

Cherry	Maple	Walnut
BRL Barley	ALM Ale Medium	AUB Auburn
BBM Bourbon Medium	BUT Butterscotch	ESP Espresso
BRM Brighton Medium	CIN Cinnamon	MCH Mocha*
CLA Classic	FLX Flax	NTO Night Owl*
CLL Collectors*	VEN Venetian	SIE Sienna*
EAR Earthy	TOF Toffee	
HRV Harvest*	TRF Truffle*	
LGC Legacy		
PRL Praline*	*finishes with coordinating laminate top option	
SAF Saffron		
Double Cut		
COF Coffee	GRH Graphite	
CRM Cremello	KHK Khaki	
FOS Fossil	STU Studio Teak	

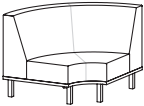
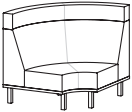
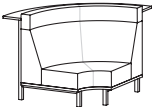
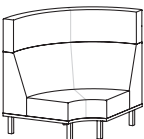
Laminate Color Selection (Stand Up Surface)

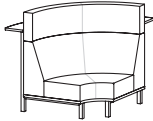


see page 200 for list of laminates

See a selection of graded in fabric manufacturers and patterns on pages 20-28 Contact Customer Service for additional fabric options.

Specifications

- Wood species - Cherry, Maple, Walnut or Double Cut. Table has 3/4" high density polyurethane foam.
- Seat has synthetic sheet webbing with cross strap reinforcement, 4 1/2" high density foam.
- Back has high density polyurethane foam.
- Plywood construction with locking tenons, glue and screws.
- Linking bracket included.
- Metal legs are 16 gauge steel tube with metal leveling glides.
- 3/4" thick 10" deep laminate stand up surface with coordinating 3mm PVC edge supported by steel columns, 42" surface height.

Description	Model	Specifications	List Price Per Grade																																						
90° Curved Seat Mid Back 	CTI32122 <ul style="list-style-type: none"> · 12" inside radius · 44" outside radius · COM based on single fabric · multiple fabrics, see pages 204-206 for yardage requirements · see pages 212-217 for application · double cut veneer available; specify and add \$105 list 	<table border="1"> <thead> <tr> <th>Dimensions</th> <th>D</th> <th>W</th> <th>H</th> </tr> </thead> <tbody> <tr> <td>Overall</td> <td>32</td> <td></td> <td>37½</td> </tr> <tr> <td>Seat</td> <td>20</td> <td></td> <td>18</td> </tr> </tbody> </table>	Dimensions	D	W	H	Overall	32		37½	Seat	20		18	<table border="1"> <tbody> <tr><td>COM</td><td>\$2,647</td></tr> <tr><td>A</td><td>\$2,761</td></tr> <tr><td>B</td><td>\$2,909</td></tr> <tr><td>COL/C</td><td>\$3,165</td></tr> <tr><td>D</td><td>\$3,497</td></tr> <tr><td>E</td><td>\$3,831</td></tr> <tr><td>F</td><td>\$4,345</td></tr> <tr><td>G</td><td>\$4,899</td></tr> <tr><td>H</td><td>\$5,489</td></tr> <tr><td>I</td><td>\$6,410</td></tr> <tr><td>J</td><td>\$7,514</td></tr> <tr><td>L1</td><td>\$5,746</td></tr> <tr><td>L2</td><td>\$6,520</td></tr> </tbody> </table>	COM	\$2,647	A	\$2,761	B	\$2,909	COL/C	\$3,165	D	\$3,497	E	\$3,831	F	\$4,345	G	\$4,899	H	\$5,489	I	\$6,410	J	\$7,514	L1	\$5,746	L2	\$6,520
		Dimensions	D	W	H																																				
Overall	32		37½																																						
Seat	20		18																																						
COM	\$2,647																																								
A	\$2,761																																								
B	\$2,909																																								
COL/C	\$3,165																																								
D	\$3,497																																								
E	\$3,831																																								
F	\$4,345																																								
G	\$4,899																																								
H	\$5,489																																								
I	\$6,410																																								
J	\$7,514																																								
L1	\$5,746																																								
L2	\$6,520																																								
<table border="1"> <thead> <tr> <th>Upholstery</th> <th colspan="3">Shipping</th> </tr> </thead> <tbody> <tr> <td>COM Ydg</td> <td>6¼</td> <td>Ctn Wt</td> <td>110</td> </tr> <tr> <td>COL Sq Ft</td> <td>144</td> <td>Cu Ft</td> <td>46</td> </tr> </tbody> </table>	Upholstery	Shipping			COM Ydg	6¼	Ctn Wt	110	COL Sq Ft	144	Cu Ft	46																													
Upholstery	Shipping																																								
COM Ydg	6¼	Ctn Wt	110																																						
COL Sq Ft	144	Cu Ft	46																																						
90° Curved Seat High Back 	CTI32123 <ul style="list-style-type: none"> · 12" inside radius · 44" outside radius · 7" high headrest · COM based on single fabric · multiple fabrics, see pages 204-206 for yardage requirements · see pages 212-217 for application · double cut veneer available; specify and add \$105 list 	<table border="1"> <thead> <tr> <th>Dimensions</th> <th>D</th> <th>W</th> <th>H</th> </tr> </thead> <tbody> <tr> <td>Overall</td> <td>32</td> <td></td> <td>44½</td> </tr> <tr> <td>Seat</td> <td>20</td> <td></td> <td>18</td> </tr> </tbody> </table>	Dimensions	D	W	H	Overall	32		44½	Seat	20		18	<table border="1"> <tbody> <tr><td>COM</td><td>\$2,836</td></tr> <tr><td>A</td><td>\$2,975</td></tr> <tr><td>B</td><td>\$3,163</td></tr> <tr><td>COL/C</td><td>\$3,493</td></tr> <tr><td>D</td><td>\$3,919</td></tr> <tr><td>E</td><td>\$4,343</td></tr> <tr><td>F</td><td>\$5,003</td></tr> <tr><td>G</td><td>\$5,710</td></tr> <tr><td>H</td><td>\$6,467</td></tr> <tr><td>I</td><td>\$7,646</td></tr> <tr><td>J</td><td>\$9,061</td></tr> <tr><td>L1</td><td>\$6,796</td></tr> <tr><td>L2</td><td>\$7,785</td></tr> </tbody> </table>	COM	\$2,836	A	\$2,975	B	\$3,163	COL/C	\$3,493	D	\$3,919	E	\$4,343	F	\$5,003	G	\$5,710	H	\$6,467	I	\$7,646	J	\$9,061	L1	\$6,796	L2	\$7,785
		Dimensions	D	W	H																																				
Overall	32		44½																																						
Seat	20		18																																						
COM	\$2,836																																								
A	\$2,975																																								
B	\$3,163																																								
COL/C	\$3,493																																								
D	\$3,919																																								
E	\$4,343																																								
F	\$5,003																																								
G	\$5,710																																								
H	\$6,467																																								
I	\$7,646																																								
J	\$9,061																																								
L1	\$6,796																																								
L2	\$7,785																																								
<table border="1"> <thead> <tr> <th>Upholstery</th> <th colspan="3">Shipping</th> </tr> </thead> <tbody> <tr> <td>COM Ydg</td> <td>8</td> <td>Ctn Wt</td> <td>130</td> </tr> <tr> <td>COL Sq Ft</td> <td>184</td> <td>Cu Ft</td> <td>56</td> </tr> </tbody> </table>	Upholstery	Shipping			COM Ydg	8	Ctn Wt	130	COL Sq Ft	184	Cu Ft	56																													
Upholstery	Shipping																																								
COM Ydg	8	Ctn Wt	130																																						
COL Sq Ft	184	Cu Ft	56																																						
90° Curved Seat High Back with Stand Up Surface 	CTI32124 <ul style="list-style-type: none"> · 12" inside radius · stand up surface corner; specify square (S) no upcharge or rounded (R) add \$39 list · 44" outside radius · 7" high headrest · 41¾" high stand up surface · COM based on single fabric · multiple fabrics, see pages 204-206 for yardage requirements · power center not available · see pages 212-217 for application · double cut veneer available; specify and add \$105 list 	<table border="1"> <thead> <tr> <th>Dimensions</th> <th>D</th> <th>W</th> <th>H</th> </tr> </thead> <tbody> <tr> <td>Overall</td> <td>42</td> <td></td> <td>44½</td> </tr> <tr> <td>Seat</td> <td>20</td> <td></td> <td>18</td> </tr> </tbody> </table>	Dimensions	D	W	H	Overall	42		44½	Seat	20		18	<table border="1"> <tbody> <tr><td>COM</td><td>\$3,955</td></tr> <tr><td>A</td><td>\$4,111</td></tr> <tr><td>B</td><td>\$4,298</td></tr> <tr><td>COL/C</td><td>\$4,630</td></tr> <tr><td>D</td><td>\$5,053</td></tr> <tr><td>E</td><td>\$5,478</td></tr> <tr><td>F</td><td>\$6,138</td></tr> <tr><td>G</td><td>\$6,844</td></tr> <tr><td>H</td><td>\$7,598</td></tr> <tr><td>I</td><td>\$8,779</td></tr> <tr><td>J</td><td>\$10,194</td></tr> <tr><td>L1</td><td>\$7,930</td></tr> <tr><td>L2</td><td>\$8,918</td></tr> </tbody> </table>	COM	\$3,955	A	\$4,111	B	\$4,298	COL/C	\$4,630	D	\$5,053	E	\$5,478	F	\$6,138	G	\$6,844	H	\$7,598	I	\$8,779	J	\$10,194	L1	\$7,930	L2	\$8,918
		Dimensions	D	W	H																																				
Overall	42		44½																																						
Seat	20		18																																						
COM	\$3,955																																								
A	\$4,111																																								
B	\$4,298																																								
COL/C	\$4,630																																								
D	\$5,053																																								
E	\$5,478																																								
F	\$6,138																																								
G	\$6,844																																								
H	\$7,598																																								
I	\$8,779																																								
J	\$10,194																																								
L1	\$7,930																																								
L2	\$8,918																																								
<table border="1"> <thead> <tr> <th>Upholstery</th> <th colspan="3">Shipping</th> </tr> </thead> <tbody> <tr> <td>COM Ydg</td> <td>8</td> <td>Ctn Wt</td> <td>183</td> </tr> <tr> <td>COL Sq Ft</td> <td>184</td> <td>Cu Ft</td> <td>68</td> </tr> </tbody> </table>	Upholstery	Shipping			COM Ydg	8	Ctn Wt	183	COL Sq Ft	184	Cu Ft	68																													
Upholstery	Shipping																																								
COM Ydg	8	Ctn Wt	183																																						
COL Sq Ft	184	Cu Ft	68																																						
90° Curved Seat Privacy Back 	CTI32125 <ul style="list-style-type: none"> · 12" inside radius · 44" outside radius · 14" high headrest · COM based on single fabric · multiple fabrics, see pages 204-206 for yardage requirements · see pages 212-217 for application · double cut veneer available; specify and add \$105 list 	<table border="1"> <thead> <tr> <th>Dimensions</th> <th>D</th> <th>W</th> <th>H</th> </tr> </thead> <tbody> <tr> <td>Overall</td> <td>32</td> <td></td> <td>51½</td> </tr> <tr> <td>Seat</td> <td>20</td> <td></td> <td>18</td> </tr> </tbody> </table>	Dimensions	D	W	H	Overall	32		51½	Seat	20		18	<table border="1"> <tbody> <tr><td>COM</td><td>\$3,028</td></tr> <tr><td>A</td><td>\$3,179</td></tr> <tr><td>B</td><td>\$3,392</td></tr> <tr><td>COL/C</td><td>\$3,764</td></tr> <tr><td>D</td><td>\$4,242</td></tr> <tr><td>E</td><td>\$4,720</td></tr> <tr><td>F</td><td>\$5,462</td></tr> <tr><td>G</td><td>\$6,257</td></tr> <tr><td>H</td><td>\$7,107</td></tr> <tr><td>I</td><td>\$8,432</td></tr> <tr><td>J</td><td>\$10,026</td></tr> <tr><td>L1</td><td>\$7,477</td></tr> <tr><td>L2</td><td>\$8,590</td></tr> </tbody> </table>	COM	\$3,028	A	\$3,179	B	\$3,392	COL/C	\$3,764	D	\$4,242	E	\$4,720	F	\$5,462	G	\$6,257	H	\$7,107	I	\$8,432	J	\$10,026	L1	\$7,477	L2	\$8,590
		Dimensions	D	W	H																																				
Overall	32		51½																																						
Seat	20		18																																						
COM	\$3,028																																								
A	\$3,179																																								
B	\$3,392																																								
COL/C	\$3,764																																								
D	\$4,242																																								
E	\$4,720																																								
F	\$5,462																																								
G	\$6,257																																								
H	\$7,107																																								
I	\$8,432																																								
J	\$10,026																																								
L1	\$7,477																																								
L2	\$8,590																																								
<table border="1"> <thead> <tr> <th>Upholstery</th> <th colspan="3">Shipping</th> </tr> </thead> <tbody> <tr> <td>COM Ydg</td> <td>9</td> <td>Ctn Wt</td> <td>135</td> </tr> <tr> <td>COL Sq Ft</td> <td>207</td> <td>Cu Ft</td> <td>66</td> </tr> </tbody> </table>	Upholstery	Shipping			COM Ydg	9	Ctn Wt	135	COL Sq Ft	207	Cu Ft	66																													
Upholstery	Shipping																																								
COM Ydg	9	Ctn Wt	135																																						
COL Sq Ft	207	Cu Ft	66																																						

Description	1 Model	Specifications	List Price Per Grade																																															
90° Curved Seat Privacy Back with Stand Up Surface 	CTI32126 • 12" inside radius • stand up surface corner; specify square (S) no upcharge or rounded (R) add \$39 list • 44" outside radius • 14" high headrest • 41 3/4" high stand up surface • COM based on single fabric • multiple fabrics, see pages 204-206 for yardage requirements • power center not available • see pages 212-217 for application • double cut veneer available; specify and add \$105 list	<table border="1"> <thead> <tr> <th>Dimensions</th> <th>D</th> <th>W</th> <th>H</th> </tr> </thead> <tbody> <tr> <td>Overall</td> <td>42</td> <td></td> <td>51 1/2</td> </tr> <tr> <td>Seat</td> <td>20</td> <td></td> <td>18</td> </tr> </tbody> </table> <table border="1"> <thead> <tr> <th>Upholstery</th> <th colspan="2">Shipping</th> </tr> </thead> <tbody> <tr> <td>COM Ydg</td> <td>9</td> <td>Ctn Wt 188</td> </tr> <tr> <td>COL Sq Ft</td> <td>207</td> <td>Cu Ft 78</td> </tr> </tbody> </table>	Dimensions	D	W	H	Overall	42		51 1/2	Seat	20		18	Upholstery	Shipping		COM Ydg	9	Ctn Wt 188	COL Sq Ft	207	Cu Ft 78	<table> <tr><td>COM</td><td>\$4,145</td></tr> <tr><td>A</td><td>\$4,314</td></tr> <tr><td>B</td><td>\$4,526</td></tr> <tr><td>COL/C</td><td>\$4,898</td></tr> <tr><td>D</td><td>\$5,375</td></tr> <tr><td>E</td><td>\$5,852</td></tr> <tr><td>F</td><td>\$6,596</td></tr> <tr><td>G</td><td>\$7,391</td></tr> <tr><td>H</td><td>\$8,240</td></tr> <tr><td>I</td><td>\$9,566</td></tr> <tr><td>J</td><td>\$11,159</td></tr> <tr><td>L1</td><td>\$8,612</td></tr> <tr><td>L2</td><td>\$9,727</td></tr> </table>	COM	\$4,145	A	\$4,314	B	\$4,526	COL/C	\$4,898	D	\$5,375	E	\$5,852	F	\$6,596	G	\$7,391	H	\$8,240	I	\$9,566	J	\$11,159	L1	\$8,612	L2	\$9,727
		Dimensions	D	W	H																																													
Overall	42		51 1/2																																															
Seat	20		18																																															
Upholstery	Shipping																																																	
COM Ydg	9	Ctn Wt 188																																																
COL Sq Ft	207	Cu Ft 78																																																
COM	\$4,145																																																	
A	\$4,314																																																	
B	\$4,526																																																	
COL/C	\$4,898																																																	
D	\$5,375																																																	
E	\$5,852																																																	
F	\$6,596																																																	
G	\$7,391																																																	
H	\$8,240																																																	
I	\$9,566																																																	
J	\$11,159																																																	
L1	\$8,612																																																	
L2	\$9,727																																																	
45° Curved Seat Low Back 	CTI32301 • 30" inside radius • 62" outside radius • COM based on single fabric • multiple fabrics, see pages 204-206 for yardage requirements • see pages 212-217 for application • double cut veneer available; specify and add \$105 list	<table border="1"> <thead> <tr> <th>Dimensions</th> <th>D</th> <th>W</th> <th>H</th> </tr> </thead> <tbody> <tr> <td>Overall</td> <td>32</td> <td></td> <td>30 1/2</td> </tr> <tr> <td>Seat</td> <td>20</td> <td></td> <td>18</td> </tr> </tbody> </table> <table border="1"> <thead> <tr> <th>Upholstery</th> <th colspan="2">Shipping</th> </tr> </thead> <tbody> <tr> <td>COM Ydg</td> <td>4</td> <td>Ctn Wt 95</td> </tr> <tr> <td>COL Sq Ft</td> <td>92</td> <td>Cu Ft 27</td> </tr> </tbody> </table>	Dimensions	D	W	H	Overall	32		30 1/2	Seat	20		18	Upholstery	Shipping		COM Ydg	4	Ctn Wt 95	COL Sq Ft	92	Cu Ft 27	<table> <tr><td>COM</td><td>\$2,385</td></tr> <tr><td>A</td><td>\$2,468</td></tr> <tr><td>B</td><td>\$2,563</td></tr> <tr><td>COL/C</td><td>\$2,728</td></tr> <tr><td>D</td><td>\$2,940</td></tr> <tr><td>E</td><td>\$3,154</td></tr> <tr><td>F</td><td>\$3,484</td></tr> <tr><td>G</td><td>\$3,838</td></tr> <tr><td>H</td><td>\$4,214</td></tr> <tr><td>I</td><td>\$4,804</td></tr> <tr><td>J</td><td>\$5,510</td></tr> <tr><td>L1</td><td>\$4,379</td></tr> <tr><td>L2</td><td>\$4,875</td></tr> </table>	COM	\$2,385	A	\$2,468	B	\$2,563	COL/C	\$2,728	D	\$2,940	E	\$3,154	F	\$3,484	G	\$3,838	H	\$4,214	I	\$4,804	J	\$5,510	L1	\$4,379	L2	\$4,875
		Dimensions	D	W	H																																													
Overall	32		30 1/2																																															
Seat	20		18																																															
Upholstery	Shipping																																																	
COM Ydg	4	Ctn Wt 95																																																
COL Sq Ft	92	Cu Ft 27																																																
COM	\$2,385																																																	
A	\$2,468																																																	
B	\$2,563																																																	
COL/C	\$2,728																																																	
D	\$2,940																																																	
E	\$3,154																																																	
F	\$3,484																																																	
G	\$3,838																																																	
H	\$4,214																																																	
I	\$4,804																																																	
J	\$5,510																																																	
L1	\$4,379																																																	
L2	\$4,875																																																	
45° Curved Seat Mid Back 	CTI32302 • 30" inside radius • 62" outside radius • COM based on single fabric • multiple fabrics, see pages 204-206 for yardage requirements • see pages 212-217 for application • double cut veneer available; specify and add \$105 list	<table border="1"> <thead> <tr> <th>Dimensions</th> <th>D</th> <th>W</th> <th>H</th> </tr> </thead> <tbody> <tr> <td>Overall</td> <td>32</td> <td></td> <td>37 1/2</td> </tr> <tr> <td>Seat</td> <td>20</td> <td></td> <td>18</td> </tr> </tbody> </table> <table border="1"> <thead> <tr> <th>Upholstery</th> <th colspan="2">Shipping</th> </tr> </thead> <tbody> <tr> <td>COM Ydg</td> <td>4 1/4</td> <td>Ctn Wt 100</td> </tr> <tr> <td>COL Sq Ft</td> <td>98</td> <td>Cu Ft 35</td> </tr> </tbody> </table>	Dimensions	D	W	H	Overall	32		37 1/2	Seat	20		18	Upholstery	Shipping		COM Ydg	4 1/4	Ctn Wt 100	COL Sq Ft	98	Cu Ft 35	<table> <tr><td>COM</td><td>\$2,575</td></tr> <tr><td>A</td><td>\$2,666</td></tr> <tr><td>B</td><td>\$2,765</td></tr> <tr><td>COL/C</td><td>\$2,940</td></tr> <tr><td>D</td><td>\$3,164</td></tr> <tr><td>E</td><td>\$3,391</td></tr> <tr><td>F</td><td>\$3,740</td></tr> <tr><td>G</td><td>\$4,118</td></tr> <tr><td>H</td><td>\$4,518</td></tr> <tr><td>I</td><td>\$5,145</td></tr> <tr><td>J</td><td>\$5,897</td></tr> <tr><td>L1</td><td>\$4,695</td></tr> <tr><td>L2</td><td>\$5,219</td></tr> </table>	COM	\$2,575	A	\$2,666	B	\$2,765	COL/C	\$2,940	D	\$3,164	E	\$3,391	F	\$3,740	G	\$4,118	H	\$4,518	I	\$5,145	J	\$5,897	L1	\$4,695	L2	\$5,219
		Dimensions	D	W	H																																													
Overall	32		37 1/2																																															
Seat	20		18																																															
Upholstery	Shipping																																																	
COM Ydg	4 1/4	Ctn Wt 100																																																
COL Sq Ft	98	Cu Ft 35																																																
COM	\$2,575																																																	
A	\$2,666																																																	
B	\$2,765																																																	
COL/C	\$2,940																																																	
D	\$3,164																																																	
E	\$3,391																																																	
F	\$3,740																																																	
G	\$4,118																																																	
H	\$4,518																																																	
I	\$5,145																																																	
J	\$5,897																																																	
L1	\$4,695																																																	
L2	\$5,219																																																	

To Order, Specify:

- Model Number
- Wood Species - Cherry (CH1), Maple (MA1), Walnut (WA1) or Double Cut (DC1)
- Wood Finish
- Laminate Color Selection (Stand Up Surface)
- Surface Corners (Stand Up Surface) - Square (S), no upcharge or Rounded (R), add \$39 list
- Fabric Selection - vendor, pattern and color
 - Seat
 - Back
 - Headrest
- Metal Leg Color - Black Sandtex (BSX), Pewter (PEW), Soft Nickel (SNK) or Stardust Silver (STS)
- Optional Rubber Cushion Nylon Glides - no upcharge
- Product Options

3 Wood Finish Options:

Cherry	Maple	Walnut
BRL Barley	ALM Ale Medium	AUB Auburn
BBM Bourbon Medium	BUT Butterscotch	ESP Espresso
BRM Brighton Medium	CIN Cinnamon	MCH Mocha*
CLA Classic	FLX Flax	NTO Night Owl*
CLL Collectors*	VEN Venetian	SIE Sienna*
EAR Earthy	TOF Toffee	
HRV Harvest*	TRF Truffle*	
LGC Legacy		
PRL Praline*		
SAF Saffron		

*finishes with coordinating laminate top option

Double Cut	
COF Coffee	GRH Graphite
CRM Cremello	KHK Khaki
FOS Fossil	STU Studio Teak


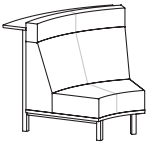
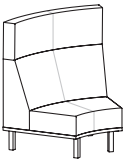
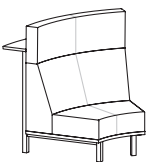
4 Laminate Color Selection (Stand Up Surface)




see page 200 for list of laminates

5 See a selection of graded in fabric manufacturers and patterns on pages 20-28 Contact Customer Service for additional fabric options.

Specifications

- Wood species - Cherry, Maple, Walnut or Double Cut. Table has 3/4" high density polyurethane foam.
- Seat has synthetic sheet webbing with cross strap reinforcement, 4 1/4" high density polyurethane foam.
- Back has high density polyurethane foam.
- Plywood construction with locking tenons, glue and screws.
- Linking bracket included.
- Metal legs are 16 gauge steel tube with metal leveling glides.
- 3/4" thick 10" deep laminate stand up surface with coordinating 3mm PVC edge supported by steel columns, 42" surface height.

Description	Model	Specifications	List Price Per Grade																																						
45° Curved Seat High Back 	CTI32303 · 30" inside radius · 62" outside radius · 7" high headrest · COM based on single fabric · multiple fabrics, see pages 204-206 for yardage requirements · see pages 212-217 for application · double cut veneer available; specify and add \$105 list	<table border="1"> <thead> <tr> <th>Dimensions</th> <th>D</th> <th>W</th> <th>H</th> </tr> </thead> <tbody> <tr> <td>Overall</td> <td>32</td> <td></td> <td>44½</td> </tr> <tr> <td>Seat</td> <td>20</td> <td></td> <td>18</td> </tr> </tbody> </table>	Dimensions	D	W	H	Overall	32		44½	Seat	20		18	<table border="1"> <thead> <tr> <th>COM</th> <th>\$2,765</th> </tr> </thead> <tbody> <tr><td>A</td><td>\$2,875</td></tr> <tr><td>B</td><td>\$3,009</td></tr> <tr><td>COL/C</td><td>\$3,248</td></tr> <tr><td>D</td><td>\$3,554</td></tr> <tr><td>E</td><td>\$3,859</td></tr> <tr><td>F</td><td>\$4,333</td></tr> <tr><td>G</td><td>\$4,841</td></tr> <tr><td>H</td><td>\$5,383</td></tr> <tr><td>I</td><td>\$6,231</td></tr> <tr><td>J</td><td>\$7,248</td></tr> <tr><td>L1</td><td>\$5,620</td></tr> <tr><td>L2</td><td>\$6,333</td></tr> </tbody> </table>	COM	\$2,765	A	\$2,875	B	\$3,009	COL/C	\$3,248	D	\$3,554	E	\$3,859	F	\$4,333	G	\$4,841	H	\$5,383	I	\$6,231	J	\$7,248	L1	\$5,620	L2	\$6,333
		Dimensions	D	W	H																																				
Overall	32		44½																																						
Seat	20		18																																						
COM	\$2,765																																								
A	\$2,875																																								
B	\$3,009																																								
COL/C	\$3,248																																								
D	\$3,554																																								
E	\$3,859																																								
F	\$4,333																																								
G	\$4,841																																								
H	\$5,383																																								
I	\$6,231																																								
J	\$7,248																																								
L1	\$5,620																																								
L2	\$6,333																																								
<table border="1"> <thead> <tr> <th>Upholstery</th> <th colspan="3">Shipping</th> </tr> </thead> <tbody> <tr> <td>COM Ydg</td> <td>5¾</td> <td>Ctn Wt</td> <td>112</td> </tr> <tr> <td>COL Sq Ft</td> <td>133</td> <td>Cu Ft</td> <td>42</td> </tr> </tbody> </table>	Upholstery	Shipping			COM Ydg	5¾	Ctn Wt	112	COL Sq Ft	133	Cu Ft	42																													
Upholstery	Shipping																																								
COM Ydg	5¾	Ctn Wt	112																																						
COL Sq Ft	133	Cu Ft	42																																						
45° Curved Seat High Back with Stand Up Surface 	CTI32304 · 30" inside radius · stand up surface corner; specify square (S) no upcharge or rounded (R) add \$39 list · 62" outside radius · 7" high headrest · 41¾" high stand up surface · COM based on single fabric · multiple fabrics, see pages 204-206 for yardage requirements · see pages 212-217 for application · double cut veneer available; specify and add \$105 list	<table border="1"> <thead> <tr> <th>Dimensions</th> <th>D</th> <th>W</th> <th>H</th> </tr> </thead> <tbody> <tr> <td>Overall</td> <td>42</td> <td></td> <td>44½</td> </tr> <tr> <td>Seat</td> <td>20</td> <td></td> <td>18</td> </tr> </tbody> </table>	Dimensions	D	W	H	Overall	42		44½	Seat	20		18	<table border="1"> <thead> <tr> <th>COM</th> <th>\$3,917</th> </tr> </thead> <tbody> <tr><td>A</td><td>\$4,044</td></tr> <tr><td>B</td><td>\$4,179</td></tr> <tr><td>COL/C</td><td>\$4,417</td></tr> <tr><td>D</td><td>\$4,724</td></tr> <tr><td>E</td><td>\$5,028</td></tr> <tr><td>F</td><td>\$5,501</td></tr> <tr><td>G</td><td>\$6,012</td></tr> <tr><td>H</td><td>\$6,553</td></tr> <tr><td>I</td><td>\$7,400</td></tr> <tr><td>J</td><td>\$8,418</td></tr> <tr><td>L1</td><td>\$6,788</td></tr> <tr><td>L2</td><td>\$7,502</td></tr> </tbody> </table>	COM	\$3,917	A	\$4,044	B	\$4,179	COL/C	\$4,417	D	\$4,724	E	\$5,028	F	\$5,501	G	\$6,012	H	\$6,553	I	\$7,400	J	\$8,418	L1	\$6,788	L2	\$7,502
		Dimensions	D	W	H																																				
Overall	42		44½																																						
Seat	20		18																																						
COM	\$3,917																																								
A	\$4,044																																								
B	\$4,179																																								
COL/C	\$4,417																																								
D	\$4,724																																								
E	\$5,028																																								
F	\$5,501																																								
G	\$6,012																																								
H	\$6,553																																								
I	\$7,400																																								
J	\$8,418																																								
L1	\$6,788																																								
L2	\$7,502																																								
<table border="1"> <thead> <tr> <th>Upholstery</th> <th colspan="3">Shipping</th> </tr> </thead> <tbody> <tr> <td>COM Ydg</td> <td>5¾</td> <td>Ctn Wt</td> <td>150</td> </tr> <tr> <td>COL Sq Ft</td> <td>133</td> <td>Cu Ft</td> <td>54</td> </tr> </tbody> </table>	Upholstery	Shipping			COM Ydg	5¾	Ctn Wt	150	COL Sq Ft	133	Cu Ft	54																													
Upholstery	Shipping																																								
COM Ydg	5¾	Ctn Wt	150																																						
COL Sq Ft	133	Cu Ft	54																																						
45° Curved Seat Privacy Back 	CTI32305 · 30" inside radius · 62" outside radius · 14" high headrest · COM based on single fabric · multiple fabrics, see pages 204-206 for yardage requirements · see pages 212-217 for application · double cut veneer available; specify and add \$105 list	<table border="1"> <thead> <tr> <th>Dimensions</th> <th>D</th> <th>W</th> <th>H</th> </tr> </thead> <tbody> <tr> <td>Overall</td> <td>32</td> <td></td> <td>51½</td> </tr> <tr> <td>Seat</td> <td>20</td> <td></td> <td>18</td> </tr> </tbody> </table>	Dimensions	D	W	H	Overall	32		51½	Seat	20		18	<table border="1"> <thead> <tr> <th>COM</th> <th>\$2,956</th> </tr> </thead> <tbody> <tr><td>A</td><td>\$3,074</td></tr> <tr><td>B</td><td>\$3,221</td></tr> <tr><td>COL/C</td><td>\$3,480</td></tr> <tr><td>D</td><td>\$3,811</td></tr> <tr><td>E</td><td>\$4,142</td></tr> <tr><td>F</td><td>\$4,659</td></tr> <tr><td>G</td><td>\$5,211</td></tr> <tr><td>H</td><td>\$5,801</td></tr> <tr><td>I</td><td>\$6,722</td></tr> <tr><td>J</td><td>\$7,826</td></tr> <tr><td>L1</td><td>\$6,057</td></tr> <tr><td>L2</td><td>\$6,832</td></tr> </tbody> </table>	COM	\$2,956	A	\$3,074	B	\$3,221	COL/C	\$3,480	D	\$3,811	E	\$4,142	F	\$4,659	G	\$5,211	H	\$5,801	I	\$6,722	J	\$7,826	L1	\$6,057	L2	\$6,832
		Dimensions	D	W	H																																				
Overall	32		51½																																						
Seat	20		18																																						
COM	\$2,956																																								
A	\$3,074																																								
B	\$3,221																																								
COL/C	\$3,480																																								
D	\$3,811																																								
E	\$4,142																																								
F	\$4,659																																								
G	\$5,211																																								
H	\$5,801																																								
I	\$6,722																																								
J	\$7,826																																								
L1	\$6,057																																								
L2	\$6,832																																								
<table border="1"> <thead> <tr> <th>Upholstery</th> <th colspan="3">Shipping</th> </tr> </thead> <tbody> <tr> <td>COM Ydg</td> <td>6¼</td> <td>Ctn Wt</td> <td>117</td> </tr> <tr> <td>COL Sq Ft</td> <td>144</td> <td>Cu Ft</td> <td>50</td> </tr> </tbody> </table>	Upholstery	Shipping			COM Ydg	6¼	Ctn Wt	117	COL Sq Ft	144	Cu Ft	50																													
Upholstery	Shipping																																								
COM Ydg	6¼	Ctn Wt	117																																						
COL Sq Ft	144	Cu Ft	50																																						
45° Curved Seat Privacy Back with Stand Up Surface 	CTI32306 · 30" inside radius · stand up surface corner; specify square (S) no upcharge or rounded (R) add \$39 list · 62" outside radius · 14" high headrest · 41¾" high stand up surface · COM based on single fabric · multiple fabrics, see pages 204-206 for yardage requirements · see pages 212-217 for application · double cut veneer available; specify and add \$105 list	<table border="1"> <thead> <tr> <th>Dimensions</th> <th>D</th> <th>W</th> <th>H</th> </tr> </thead> <tbody> <tr> <td>Overall</td> <td>42</td> <td></td> <td>51½</td> </tr> <tr> <td>Seat</td> <td>20</td> <td></td> <td>18</td> </tr> </tbody> </table>	Dimensions	D	W	H	Overall	42		51½	Seat	20		18	<table border="1"> <thead> <tr> <th>COM</th> <th>\$4,107</th> </tr> </thead> <tbody> <tr><td>A</td><td>\$4,244</td></tr> <tr><td>B</td><td>\$4,391</td></tr> <tr><td>COL/C</td><td>\$4,647</td></tr> <tr><td>D</td><td>\$4,979</td></tr> <tr><td>E</td><td>\$5,310</td></tr> <tr><td>F</td><td>\$5,827</td></tr> <tr><td>G</td><td>\$6,380</td></tr> <tr><td>H</td><td>\$6,970</td></tr> <tr><td>I</td><td>\$7,891</td></tr> <tr><td>J</td><td>\$8,996</td></tr> <tr><td>L1</td><td>\$7,228</td></tr> <tr><td>L2</td><td>\$8,001</td></tr> </tbody> </table>	COM	\$4,107	A	\$4,244	B	\$4,391	COL/C	\$4,647	D	\$4,979	E	\$5,310	F	\$5,827	G	\$6,380	H	\$6,970	I	\$7,891	J	\$8,996	L1	\$7,228	L2	\$8,001
		Dimensions	D	W	H																																				
Overall	42		51½																																						
Seat	20		18																																						
COM	\$4,107																																								
A	\$4,244																																								
B	\$4,391																																								
COL/C	\$4,647																																								
D	\$4,979																																								
E	\$5,310																																								
F	\$5,827																																								
G	\$6,380																																								
H	\$6,970																																								
I	\$7,891																																								
J	\$8,996																																								
L1	\$7,228																																								
L2	\$8,001																																								
<table border="1"> <thead> <tr> <th>Upholstery</th> <th colspan="3">Shipping</th> </tr> </thead> <tbody> <tr> <td>COM Ydg</td> <td>6¼</td> <td>Ctn Wt</td> <td>155</td> </tr> <tr> <td>COL Sq Ft</td> <td>144</td> <td>Cu Ft</td> <td>62</td> </tr> </tbody> </table>	Upholstery	Shipping			COM Ydg	6¼	Ctn Wt	155	COL Sq Ft	144	Cu Ft	62																													
Upholstery	Shipping																																								
COM Ydg	6¼	Ctn Wt	155																																						
COL Sq Ft	144	Cu Ft	62																																						

Description	1 Model	Specifications	List Price Per Grade												
45° Curved Seat Low Back 	CTI32451 • 45" inside radius • 77" outside radius • COM based on single fabric • multiple fabrics, see pages 204-206 for yardage requirements • see pages 212-217 for application • double cut veneer available; specify and add \$105 list	<table border="1"> <thead> <tr> <th>Dimensions</th> <th>D</th> <th>W</th> <th>H</th> </tr> </thead> <tbody> <tr> <td>Overall</td> <td>32</td> <td></td> <td>30½</td> </tr> <tr> <td>Seat</td> <td>20</td> <td></td> <td>18</td> </tr> </tbody> </table>	Dimensions	D	W	H	Overall	32		30½	Seat	20		18	COM \$2,432 A \$2,528 B \$2,647 COL/C \$2,853 D \$3,119 E \$3,386 F \$3,797 G \$4,241 H \$4,711 I \$5,447 J \$6,333 L1 \$4,917 L2 \$5,536
		Dimensions	D	W	H										
Overall	32		30½												
Seat	20		18												
<table border="1"> <thead> <tr> <th>Upholstery</th> <th colspan="3">Shipping</th> </tr> </thead> <tbody> <tr> <td>COM Ydg</td> <td>5</td> <td>Ctn Wt</td> <td>110</td> </tr> <tr> <td>COL Sq Ft</td> <td>115</td> <td>Cu Ft</td> <td>34</td> </tr> </tbody> </table>	Upholstery	Shipping			COM Ydg	5	Ctn Wt	110	COL Sq Ft	115	Cu Ft	34			
Upholstery	Shipping														
COM Ydg	5	Ctn Wt	110												
COL Sq Ft	115	Cu Ft	34												
45° Curved Seat Mid Back 	CTI32452 • 45" inside radius • 77" outside radius • COM based on single fabric • multiple fabrics, see pages 204-206 for yardage requirements • see pages 212-217 for application • double cut veneer available; specify and add \$105 list	<table border="1"> <thead> <tr> <th>Dimensions</th> <th>D</th> <th>W</th> <th>H</th> </tr> </thead> <tbody> <tr> <td>Overall</td> <td>32</td> <td></td> <td>37½</td> </tr> <tr> <td>Seat</td> <td>20</td> <td></td> <td>18</td> </tr> </tbody> </table>	Dimensions	D	W	H	Overall	32		37½	Seat	20		18	COM \$2,623 A \$2,728 B \$2,857 COL/C \$3,085 D \$3,376 E \$3,669 F \$4,123 G \$4,609 H \$5,128 I \$5,939 J \$6,911 L1 \$5,355 L2 \$6,037
		Dimensions	D	W	H										
Overall	32		37½												
Seat	20		18												
<table border="1"> <thead> <tr> <th>Upholstery</th> <th colspan="3">Shipping</th> </tr> </thead> <tbody> <tr> <td>COM Ydg</td> <td>5½</td> <td>Ctn Wt</td> <td>120</td> </tr> <tr> <td>COL Sq Ft</td> <td>127</td> <td>Cu Ft</td> <td>44</td> </tr> </tbody> </table>	Upholstery	Shipping			COM Ydg	5½	Ctn Wt	120	COL Sq Ft	127	Cu Ft	44			
Upholstery	Shipping														
COM Ydg	5½	Ctn Wt	120												
COL Sq Ft	127	Cu Ft	44												
45° Curved Seat High Back 	CTI32453 • 45" inside radius • 77" outside radius • 7" high headrest • COM based on single fabric • multiple fabrics, see pages 204-206 for yardage requirements • see pages 212-217 for application • double cut veneer available; specify and add \$105 list	<table border="1"> <thead> <tr> <th>Dimensions</th> <th>D</th> <th>W</th> <th>H</th> </tr> </thead> <tbody> <tr> <td>Overall</td> <td>32</td> <td></td> <td>44½</td> </tr> <tr> <td>Seat</td> <td>20</td> <td></td> <td>18</td> </tr> </tbody> </table>	Dimensions	D	W	H	Overall	32		44½	Seat	20		18	COM \$2,812 A \$2,942 B \$3,114 COL/C \$3,411 D \$3,796 E \$4,180 F \$4,779 G \$5,420 H \$6,105 I \$7,173 J \$8,456 L1 \$6,405 L2 \$7,302
		Dimensions	D	W	H										
Overall	32		44½												
Seat	20		18												
<table border="1"> <thead> <tr> <th>Upholstery</th> <th colspan="3">Shipping</th> </tr> </thead> <tbody> <tr> <td>COM Ydg</td> <td>7¼</td> <td>Ctn Wt</td> <td>135</td> </tr> <tr> <td>COL Sq Ft</td> <td>167</td> <td>Cu Ft</td> <td>54</td> </tr> </tbody> </table>	Upholstery	Shipping			COM Ydg	7¼	Ctn Wt	135	COL Sq Ft	167	Cu Ft	54			
Upholstery	Shipping														
COM Ydg	7¼	Ctn Wt	135												
COL Sq Ft	167	Cu Ft	54												

To Order, Specify:

- 1 Model Number
- 2 Wood Species - Cherry (CH1), Maple (MA1), Walnut (WA1) or Double Cut (DC1)
- 3 Wood Finish
- 4 Laminate Color Selection (Stand Up Surface)
- 5 Surface Corners (Stand Up Surface) - Square (S), no upcharge or Rounded (R), add \$39 list
- 6 Fabric Selection - vendor, pattern and color
 - A. Seat
 - B. Back
 - C. Headrest
- 7 Metal Leg Color - Black Sandtex (BSX), Pewter (PEW), Soft Nickel (SNK) or Stardust Silver (STS)
- 8 Optional Power Center - Flush Mount (EC22) - Black (B) or White (W); \$612 list each, see page 201 for location availability
- 9 Optional Rubber Cushion Nylon Glides - no upcharge
- 10 Product Options

3 Wood Finish Options:

Cherry	Maple	Walnut
BRL Barley	ALM Ale Medium	AUB Auburn
BBM Bourbon Medium	BUT Butterscotch	ESP Espresso
BRM Brighton Medium	CIN Cinnamon	MCH Mocha*
CLA Classic	FLX Flax	NTO Night Owl*
CLL Collectors*	VEN Venetian	SIE Sienna*
EAR Earthy	TOF Toffee	
HRV Harvest*	TRF Truffle*	
LGC Legacy		
PRL Praline*		
SAF Saffron		
Double Cut		
COF Coffee	GRH Graphite	
CRM Cremello	KHK Khaki	
FOS Fossil	STU Studio Teak	

*finishes with coordinating laminate top option

Specifications

- Wood species - Cherry, Maple, Walnut or Double Cut.
- Seat has synthetic sheet webbing with cross strap reinforcement, 4 ¼" high density polyurethane foam.
- Back has high density polyurethane foam.
- Plywood construction with locking tenons, glue and screws.
- Linking bracket included.
- Metal legs are 16 gauge steel tube with metal leveling glides.
- ¾" thick 10" deep laminate stand up surface with coordinating 3mm PVC edge supported by steel columns, 42" surface height.

4 Laminate Color Selection (Stand Up Surface)

see page 200 for list of laminates

- 5 See a selection of graded in fabric manufacturers and patterns on pages 20-28 Contact Customer Service for additional fabric options.

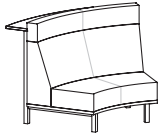
Description

Model

Specifications

List Price Per Grade

45° Curved Seat High Back with Stand Up Surface



CTI32454

- stand up surface corner; specify square (S) no upcharge or rounded (R) add \$39 list
- 77" outside radius
- 7" high headrest
- 41 3/4" high stand up surface
- COM based on single fabric
- multiple fabrics, see pages 204-206 for yardage requirements
- see pages 212-217 for application
- double cut veneer available; specify and add \$105 list

Dimensions	D	W	H
Overall	42		44 1/2
Seat	20		18
Upholstery		Shipping	
COM Ydg	7 1/4	Ctn Wt	173
COL Sq Ft	167	Cu Ft	66

COM	\$4,526
A	\$4,680
B	\$4,851
COL/C	\$5,151
D	\$5,536
E	\$5,920
F	\$6,519
G	\$7,160
H	\$7,843
I	\$8,912
J	\$10,194
L1	\$8,143
L2	\$9,040

45° Curved Seat Privacy Back




CTI32455

- 45" inside radius
- 77" outside radius
- 14" high headrest
- COM based on single fabric
- multiple fabrics, see pages 204-206 for yardage requirements
- see pages 212-217 for application
- double cut veneer available; specify and add \$105 list

Dimensions	D	W	H
Overall	32		51 1/2
Seat	20		18
Upholstery		Shipping	
COM Ydg	8 1/4	Ctn Wt	140
COL Sq Ft	190	Cu Ft	63

COM	\$3,003
A	\$3,148
B	\$3,342
COL/C	\$3,680
D	\$4,120
E	\$4,558
F	\$5,239
G	\$5,968
H	\$6,746
I	\$7,962
J	\$9,422
L1	\$7,086
L2	\$8,107

45° Curved Seat Privacy Back with Stand Up Surface



CTI32456

- 45" inside radius
- stand up surface corner; specify square (S) no upcharge or rounded (R) add \$39 list
- 77" outside radius
- 14" high headrest
- 41 3/4" high stand up surface
- COM based on single fabric
- multiple fabrics, see pages 204-206 for yardage requirements
- see pages 212-217 for application
- double cut veneer available; specify and add \$105 list

Dimensions	D	W	H
Overall	42		51 1/2
Seat	20		18
Upholstery		Shipping	
COM Ydg	8 1/4	Ctn Wt	178
COL Sq Ft	190	Cu Ft	75

COM	\$4,715
A	\$4,884
B	\$5,080
COL/C	\$5,419
D	\$5,858
E	\$6,297
F	\$6,977
G	\$7,706
H	\$8,485
I	\$9,701
J	\$11,159
L1	\$8,826
L2	\$9,846

90° Curved Seat Low Back






CTO32121

- 12" outside radius
- 44" inside radius
- COM based on single fabric
- multiple fabrics, see pages 204-206 for yardage requirements
- see pages 212-217 for application
- double cut veneer available; specify and add \$105 list

Dimensions	D	W	H
Overall	32		30 1/2
Seat	20		18
Upholstery		Shipping	
COM Ydg	3 3/4	Ctn Wt	98
COL Sq Ft	87	Cu Ft	36

COM	\$2,362
A	\$2,441
B	\$2,528
COL/C	\$2,683
D	\$2,883
E	\$3,084
F	\$3,392
G	\$3,725
H	\$4,078
I	\$4,631
J	\$5,293
L1	\$4,232
L2	\$4,696

Description	1 Model	Specifications	List Price Per Grade																								
 <p>90° Curved Seat Mid Back</p>	<p>CT032122</p> <ul style="list-style-type: none"> 12" outside radius 44" inside radius COM based on single fabric multiple fabrics, see pages 204-206 for yardage requirements see pages 212-217 for application double cut veneer available; specify and add \$105 list 	<table border="1"> <thead> <tr> <th>Dimensions</th> <th>D</th> <th>W</th> <th>H</th> </tr> </thead> <tbody> <tr> <td>Overall</td> <td>32</td> <td></td> <td>37½</td> </tr> <tr> <td>Seat</td> <td>20</td> <td></td> <td>18</td> </tr> <tr> <th colspan="2">Upholstery</th> <th colspan="2">Shipping</th> </tr> <tr> <td>COM Ydg</td> <td>4 ¼</td> <td>Ctn Wt</td> <td>103</td> </tr> <tr> <td>COL Sq Ft</td> <td>98</td> <td>Cu Ft</td> <td>46</td> </tr> </tbody> </table>	Dimensions	D	W	H	Overall	32		37½	Seat	20		18	Upholstery		Shipping		COM Ydg	4 ¼	Ctn Wt	103	COL Sq Ft	98	Cu Ft	46	<p>COM \$2,551</p> <p>A \$2,640</p> <p>B \$2,739</p> <p>COL/C \$2,915</p> <p>D \$3,141</p> <p>E \$3,366</p> <p>F \$3,718</p> <p>G \$4,094</p> <p>H \$4,495</p> <p>I \$5,120</p> <p>J \$5,872</p> <p>L1 \$4,670</p> <p>L2 \$5,196</p>
		Dimensions	D	W	H																						
Overall	32		37½																								
Seat	20		18																								
Upholstery		Shipping																									
COM Ydg	4 ¼	Ctn Wt	103																								
COL Sq Ft	98	Cu Ft	46																								
 <p>90° Curved Seat High Back</p>	<p>CT032123</p> <ul style="list-style-type: none"> 12" outside radius 44" inside radius 7" high headrest COM based on single fabric multiple fabrics, see pages 204-206 for yardage requirements see pages 212-217 for application double cut veneer available; specify and add \$105 list 	<table border="1"> <thead> <tr> <th>Dimensions</th> <th>D</th> <th>W</th> <th>H</th> </tr> </thead> <tbody> <tr> <td>Overall</td> <td>32</td> <td></td> <td>44½</td> </tr> <tr> <td>Seat</td> <td>20</td> <td></td> <td>18</td> </tr> <tr> <th colspan="2">Upholstery</th> <th colspan="2">Shipping</th> </tr> <tr> <td>COM Ydg</td> <td>5</td> <td>Ctn Wt</td> <td>110</td> </tr> <tr> <td>COL Sq Ft</td> <td>115</td> <td>Cu Ft</td> <td>56</td> </tr> </tbody> </table>	Dimensions	D	W	H	Overall	32		44½	Seat	20		18	Upholstery		Shipping		COM Ydg	5	Ctn Wt	110	COL Sq Ft	115	Cu Ft	56	<p>COM \$2,741</p> <p>A \$2,843</p> <p>B \$2,961</p> <p>COL/C \$3,165</p> <p>D \$3,431</p> <p>E \$3,696</p> <p>F \$4,111</p> <p>G \$4,551</p> <p>H \$5,024</p> <p>I \$5,761</p> <p>J \$6,646</p> <p>L1 \$5,229</p> <p>L2 \$5,848</p>
		Dimensions	D	W	H																						
Overall	32		44½																								
Seat	20		18																								
Upholstery		Shipping																									
COM Ydg	5	Ctn Wt	110																								
COL Sq Ft	115	Cu Ft	56																								
 <p>90° Curved Seat Privacy Back</p>	<p>CT032125</p> <ul style="list-style-type: none"> 12" outside radius 44" inside radius 14" high headrest COM based on single fabric multiple fabrics, see pages 204-206 for yardage requirements see pages 212-217 for application double cut veneer available; specify and add \$105 list 	<table border="1"> <thead> <tr> <th>Dimensions</th> <th>D</th> <th>W</th> <th>H</th> </tr> </thead> <tbody> <tr> <td>Overall</td> <td>32</td> <td></td> <td>51½</td> </tr> <tr> <td>Seat</td> <td>20</td> <td></td> <td>18</td> </tr> <tr> <th colspan="2">Upholstery</th> <th colspan="2">Shipping</th> </tr> <tr> <td>COM Ydg</td> <td>5 ¼</td> <td>Ctn Wt</td> <td>115</td> </tr> <tr> <td>COL Sq Ft</td> <td>121</td> <td>Cu Ft</td> <td>66</td> </tr> </tbody> </table>	Dimensions	D	W	H	Overall	32		51½	Seat	20		18	Upholstery		Shipping		COM Ydg	5 ¼	Ctn Wt	115	COL Sq Ft	121	Cu Ft	66	<p>COM \$2,931</p> <p>A \$3,037</p> <p>B \$3,161</p> <p>COL/C \$3,378</p> <p>D \$3,657</p> <p>E \$3,936</p> <p>F \$4,369</p> <p>G \$4,833</p> <p>H \$5,329</p> <p>I \$6,103</p> <p>J \$7,030</p> <p>L1 \$5,543</p> <p>L2 \$6,195</p>
		Dimensions	D	W	H																						
Overall	32		51½																								
Seat	20		18																								
Upholstery		Shipping																									
COM Ydg	5 ¼	Ctn Wt	115																								
COL Sq Ft	121	Cu Ft	66																								

To Order, Specify:

- Model Number
- Wood Species - Cherry (CH1), Maple (MA1), Walnut (WA1) or Double Cut (DC1)
- Wood Finish
- Laminate Color Selection (Stand Up Surface)
- Surface Corners (Stand Up Surface) - Square (S), no upcharge or Rounded (R), add \$39 list
- Fabric Selection - vendor, pattern and color
 - Seat
 - Back
 - Headrest
- Metal Leg Color - Black Sandtex (BSX), Pewter (PEW), Soft Nickel (SNK) or Stardust Silver (STS)
- Optional Power Center - Flush Mount (EC22) - Black (B) or White (W); \$612 list each, see page 201 for location availability
- Optional Rubber Cushion Nylon Glides - no upcharge
- Product Options

3 Wood Finish Options:

Cherry	Maple	Walnut
BRL Barley	ALM Ale Medium	AUB Auburn
BBM Bourbon Medium	BUT Butterscotch	ESP Espresso
BRM Brighton Medium	CIN Cinnamon	MCH Mocha*
CLA Classic	FLX Flax	NTO Night Owl*
CLL Collectors*	VEN Venetian	SIE Sienna*
EAR Earthy	TOF Toffee	
HRV Harvest*	TRF Truffle*	
LGC Legacy		
PRL Praline*	*finishes with coordinating laminate top option	
SAF Saffron		
Double Cut		
COF Coffee	GRH Graphite	
CRM Cremello	KHK Khaki	
FOS Fossil	STU Studio Teak	

4 Laminate Color Selection (Stand Up Surface)

see page 200 for list of laminates

- See a selection of graded in fabric manufacturers and patterns on pages 20-28 Contact Customer Service for additional fabric options.

Specifications

- Wood species - Cherry, Maple, Walnut or Double Cut.
- Seat has synthetic sheet webbing with cross strap reinforcement, 4 ¼" high density polyurethane foam.
- Back has high density polyurethane foam.
- Plywood construction with locking tenons, glue and screws.
- Linking bracket included.
- Metal legs are 16 gauge steel tube with metal leveling glides.
- ¾" thick 10" deep laminate stand up surface with coordinating 3mm PVC edge supported by steel columns, 42" surface height.

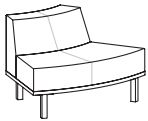
Description

Model

Specifications

List Price Per Grade

45° Curved Seat Low Back



CT032301

- 30" outside radius
- 62" inside radius
- COM based on single fabric
- multiple fabrics, see pages 204-206 for yardage requirements
- see pages 212-217 for application
- double cut veneer available; specify and add \$105 list

Dimensions	D	W	H
Overall	32		30½
Seat	20		18
Upholstery		Shipping	
COM Ydg	3	Ctn Wt	90
COL Sq Ft	69	Cu Ft	27

COM	\$2,337
A	\$2,406
B	\$2,479
COL/C	\$2,603
D	\$2,761
E	\$2,922
F	\$3,168
G	\$3,433
H	\$3,716
I	\$4,158
J	\$4,690
L1	\$3,841
L2	\$4,212

45° Curved Seat Mid Back



CT032302

- 30" outside radius
- 62" inside radius
- COM based on single fabric
- multiple fabrics, see pages 204-206 for yardage requirements
- see pages 212-217 for application
- double cut veneer available; specify and add \$105 list

Dimensions	D	W	H
Overall	32		37½
Seat	20		18
Upholstery		Shipping	
COM Ydg	3¼	Ctn Wt	95
COL Sq Ft	75	Cu Ft	35

COM	\$2,526
A	\$2,604
B	\$2,680
COL/C	\$2,813
D	\$2,987
E	\$3,159
F	\$3,428
G	\$3,715
H	\$4,022
I	\$4,501
J	\$5,077
L1	\$4,156
L2	\$4,558

45° Curved Seat High Back



CT032303

- 30" outside radius
- 62" inside radius
- 7" high headrest
- COM based on single fabric
- multiple fabrics, see pages 204-206 for yardage requirements
- see pages 212-217 for application
- double cut veneer available; specify and add \$105 list

Dimensions	D	W	H
Overall	32		44½
Seat	20		18
Upholstery		Shipping	
COM Ydg	4	Ctn Wt	102
COL Sq Ft	92	Cu Ft	42

COM	\$2,717
A	\$2,805
B	\$2,901
COL/C	\$3,065
D	\$3,277
E	\$3,489
F	\$3,819
G	\$4,174
H	\$4,551
I	\$5,140
J	\$5,847
L1	\$4,715
L2	\$5,211

45° Curved Seat High Back


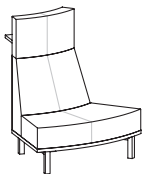



CT032304

- 30" outside radius
- 62" inside radius
- 7" high headrest
- 41¾" high stand up surface
- COM based on single fabric
- multiple fabrics, see pages 204-206 for yardage requirements
- see pages 212-217 for application
- double cut veneer available; specify and add \$105 list

Dimensions	D	W	H
Overall	42		44½
Seat	20		18
Upholstery		Shipping	
COM Ydg	4	Ctn Wt	132
COL Sq Ft	92	Cu Ft	52

COM	\$3,759
A	\$3,862
B	\$3,959
COL/C	\$4,122
D	\$4,334
E	\$4,545
F	\$4,877
G	\$5,230
H	\$5,608
I	\$6,199
J	\$6,905
L1	\$5,772
L2	\$6,268

Description	Model	Specifications	List Price Per Grade																																																		
45° Curved Seat Privacy Back 	CT032305 • 30" outside radius • 62" inside radius • 14" high headrest • COM based on single fabric • multiple fabrics, see pages 204-206 for yardage requirements • see pages 212-217 for application • double cut veneer available; specify and add \$105 list	<table border="1"> <thead> <tr> <th>Dimensions</th> <th>D</th> <th>W</th> <th>H</th> </tr> </thead> <tbody> <tr> <td>Overall</td> <td>32</td> <td></td> <td>51 ½</td> </tr> <tr> <td>Seat</td> <td>20</td> <td></td> <td>18</td> </tr> <tr> <th colspan="2">Upholstery</th> <th colspan="2">Shipping</th> </tr> <tr> <td>COM Ydg</td> <td>4 ¼</td> <td>Ctn Wt</td> <td>107</td> </tr> <tr> <td>COL Sq Ft</td> <td>98</td> <td>Cu Ft</td> <td>50</td> </tr> </tbody> </table>	Dimensions	D	W	H	Overall	32		51 ½	Seat	20		18	Upholstery		Shipping		COM Ydg	4 ¼	Ctn Wt	107	COL Sq Ft	98	Cu Ft	50	<table border="1"> <tbody> <tr><td>COM</td><td>\$2,907</td></tr> <tr><td>A</td><td>\$3,002</td></tr> <tr><td>B</td><td>\$3,102</td></tr> <tr><td>COL/C</td><td>\$3,277</td></tr> <tr><td>D</td><td>\$3,504</td></tr> <tr><td>E</td><td>\$3,728</td></tr> <tr><td>F</td><td>\$4,079</td></tr> <tr><td>G</td><td>\$4,455</td></tr> <tr><td>H</td><td>\$4,856</td></tr> <tr><td>I</td><td>\$5,482</td></tr> <tr><td>J</td><td>\$6,233</td></tr> <tr><td>L1</td><td>\$5,032</td></tr> <tr><td>L2</td><td>\$5,559</td></tr> </tbody> </table>	COM	\$2,907	A	\$3,002	B	\$3,102	COL/C	\$3,277	D	\$3,504	E	\$3,728	F	\$4,079	G	\$4,455	H	\$4,856	I	\$5,482	J	\$6,233	L1	\$5,032	L2	\$5,559
		Dimensions	D	W	H																																																
Overall	32		51 ½																																																		
Seat	20		18																																																		
Upholstery		Shipping																																																			
COM Ydg	4 ¼	Ctn Wt	107																																																		
COL Sq Ft	98	Cu Ft	50																																																		
COM	\$2,907																																																				
A	\$3,002																																																				
B	\$3,102																																																				
COL/C	\$3,277																																																				
D	\$3,504																																																				
E	\$3,728																																																				
F	\$4,079																																																				
G	\$4,455																																																				
H	\$4,856																																																				
I	\$5,482																																																				
J	\$6,233																																																				
L1	\$5,032																																																				
L2	\$5,559																																																				
45° Curved Seat Privacy Back with Stand Up Surface 	CT032306 • 30" outside radius • stand up surface corner; specify square (S) no upcharge or rounded (R) add \$39 list • 62" inside radius • 14" high headrest • 41 ¾" high stand up surface • COM based on single fabric • multiple fabrics, see pages 204-206 for yardage requirements • see pages 212-217 for application • double cut veneer available; specify and add \$105 list	<table border="1"> <thead> <tr> <th>Dimensions</th> <th>D</th> <th>W</th> <th>H</th> </tr> </thead> <tbody> <tr> <td>Overall</td> <td>42</td> <td></td> <td>51 ½</td> </tr> <tr> <td>Seat</td> <td>20</td> <td></td> <td>18</td> </tr> <tr> <th colspan="2">Upholstery</th> <th colspan="2">Shipping</th> </tr> <tr> <td>COM Ydg</td> <td>4 ¼</td> <td>Ctn Wt</td> <td>137</td> </tr> <tr> <td>COL Sq Ft</td> <td>98</td> <td>Cu Ft</td> <td>60</td> </tr> </tbody> </table>	Dimensions	D	W	H	Overall	42		51 ½	Seat	20		18	Upholstery		Shipping		COM Ydg	4 ¼	Ctn Wt	137	COL Sq Ft	98	Cu Ft	60	<table border="1"> <tbody> <tr><td>COM</td><td>\$3,948</td></tr> <tr><td>A</td><td>\$4,059</td></tr> <tr><td>B</td><td>\$4,158</td></tr> <tr><td>COL/C</td><td>\$4,333</td></tr> <tr><td>D</td><td>\$4,561</td></tr> <tr><td>E</td><td>\$4,785</td></tr> <tr><td>F</td><td>\$5,136</td></tr> <tr><td>G</td><td>\$5,511</td></tr> <tr><td>H</td><td>\$5,913</td></tr> <tr><td>I</td><td>\$6,538</td></tr> <tr><td>J</td><td>\$7,291</td></tr> <tr><td>L1</td><td>\$6,088</td></tr> <tr><td>L2</td><td>\$6,614</td></tr> </tbody> </table>	COM	\$3,948	A	\$4,059	B	\$4,158	COL/C	\$4,333	D	\$4,561	E	\$4,785	F	\$5,136	G	\$5,511	H	\$5,913	I	\$6,538	J	\$7,291	L1	\$6,088	L2	\$6,614
		Dimensions	D	W	H																																																
Overall	42		51 ½																																																		
Seat	20		18																																																		
Upholstery		Shipping																																																			
COM Ydg	4 ¼	Ctn Wt	137																																																		
COL Sq Ft	98	Cu Ft	60																																																		
COM	\$3,948																																																				
A	\$4,059																																																				
B	\$4,158																																																				
COL/C	\$4,333																																																				
D	\$4,561																																																				
E	\$4,785																																																				
F	\$5,136																																																				
G	\$5,511																																																				
H	\$5,913																																																				
I	\$6,538																																																				
J	\$7,291																																																				
L1	\$6,088																																																				
L2	\$6,614																																																				
45° Curved Seat Low Back 	CT032451 • 45" outside radius • 77" inside radius • COM based on single fabric • multiple fabrics, see pages 204-206 for yardage requirements • see pages 212-217 for application • double cut veneer available; specify and add \$105 list	<table border="1"> <thead> <tr> <th>Dimensions</th> <th>D</th> <th>W</th> <th>H</th> </tr> </thead> <tbody> <tr> <td>Overall</td> <td>32</td> <td></td> <td>30 ½</td> </tr> <tr> <td>Seat</td> <td>20</td> <td></td> <td>18</td> </tr> <tr> <th colspan="2">Upholstery</th> <th colspan="2">Shipping</th> </tr> <tr> <td>COM Ydg</td> <td>4</td> <td>Ctn Wt</td> <td>101</td> </tr> <tr> <td>COL Sq Ft</td> <td>92</td> <td>Cu Ft</td> <td>34</td> </tr> </tbody> </table>	Dimensions	D	W	H	Overall	32		30 ½	Seat	20		18	Upholstery		Shipping		COM Ydg	4	Ctn Wt	101	COL Sq Ft	92	Cu Ft	34	<table border="1"> <tbody> <tr><td>COM</td><td>\$2,385</td></tr> <tr><td>A</td><td>\$2,468</td></tr> <tr><td>B</td><td>\$2,563</td></tr> <tr><td>COL/C</td><td>\$2,728</td></tr> <tr><td>D</td><td>\$2,940</td></tr> <tr><td>E</td><td>\$3,154</td></tr> <tr><td>F</td><td>\$3,484</td></tr> <tr><td>G</td><td>\$3,838</td></tr> <tr><td>H</td><td>\$4,214</td></tr> <tr><td>I</td><td>\$4,804</td></tr> <tr><td>J</td><td>\$5,510</td></tr> <tr><td>L1</td><td>\$4,379</td></tr> <tr><td>L2</td><td>\$4,875</td></tr> </tbody> </table>	COM	\$2,385	A	\$2,468	B	\$2,563	COL/C	\$2,728	D	\$2,940	E	\$3,154	F	\$3,484	G	\$3,838	H	\$4,214	I	\$4,804	J	\$5,510	L1	\$4,379	L2	\$4,875
		Dimensions	D	W	H																																																
Overall	32		30 ½																																																		
Seat	20		18																																																		
Upholstery		Shipping																																																			
COM Ydg	4	Ctn Wt	101																																																		
COL Sq Ft	92	Cu Ft	34																																																		
COM	\$2,385																																																				
A	\$2,468																																																				
B	\$2,563																																																				
COL/C	\$2,728																																																				
D	\$2,940																																																				
E	\$3,154																																																				
F	\$3,484																																																				
G	\$3,838																																																				
H	\$4,214																																																				
I	\$4,804																																																				
J	\$5,510																																																				
L1	\$4,379																																																				
L2	\$4,875																																																				

To Order, Specify:

- 1 Model Number
- 2 Wood Species - Cherry (CH1), Maple (MA1), Walnut (WA1) or Double Cut (DC1)
- 3 Wood Finish
- 4 Laminate Color Selection (Stand Up Surface)
- 5 Surface Corners (Stand Up Surface) - Square (S), no upcharge or Rounded (R), add \$39 list
- 6 Fabric Selection - vendor, pattern and color
 - A. Seat
 - B. Back
 - C. Headrest
- 7 Metal Leg Color - Black Sandtex (BSX), Pewter (PEW), Soft Nickel (SNK) or Stardust Silver (STS)
- 8 Optional Power Center - Flush Mount (EC22) - Black (B) or White (W); \$612 list each, see page 201 for location availability
- 9 Optional Rubber Cushion Nylon Glides - no upcharge
- 10 Product Options

3 Wood Finish Options:

Cherry		Maple		Walnut	
BRL	Barley	ALM	Ale Medium	AUB	Auburn
BBM	Bourbon Medium	BUT	Butterscotch	ESP	Espresso
BRM	Brighton Medium	CIN	Cinnamon	MCH	Mocha*
CLA	Classic	FLX	Flax	NTO	Night Owl*
CLL	Collectors*	VEN	Venetian	SIE	Sienna*
EAR	Earthy	TOF	Toffee		
HRV	Harvest*	TRF	Truffe*		
LGC	Legacy				
PRL	Praline*				
SAF	Saffron				
*finishes with coordinating laminate top option					
Double Cut					
COF	Coffee	GRH	Graphite		
CRM	Cremello	KHK	Khaki		
FOS	Fossil	STU	Studio Teak		




4 Laminate Color Selection (Stand Up Surface)


see page 200 for list of laminates


- 5 See a selection of graded in fabric manufacturers and patterns on pages 20-28 Contact Customer Service for additional fabric options.

Specifications

- Wood species - Cherry, Maple, Walnut or Double Cut. Seat has synthetic sheet webbing with cross strap reinforcement, 4 ¼" high density polyurethane foam.
- Back has high density polyurethane foam.
- Plywood construction with locking tenons, glue and screws.
- Linking bracket included.
- Metal legs are 16 gauge steel tube with metal leveling glides.
- ¾" thick 10" deep laminate stand up surface with coordinating 3mm PVC edge supported by steel columns, 42" surface height.

Description	Model	Specifications	List Price Per Grade																																						
45° Curved Seat Mid Back 	CT032452 <ul style="list-style-type: none"> · 45" outside radius · 77" inside radius · COM based on single fabric · multiple fabrics, see pages 204-206 for yardage requirements · see pages 212-217 for application · double cut veneer available; specify and add \$105 list 	<table border="1"> <thead> <tr> <th>Dimensions</th> <th>D</th> <th>W</th> <th>H</th> </tr> </thead> <tbody> <tr> <td>Overall</td> <td>32</td> <td></td> <td>37 1/2</td> </tr> <tr> <td>Seat</td> <td>20</td> <td></td> <td>18</td> </tr> </tbody> </table>	Dimensions	D	W	H	Overall	32		37 1/2	Seat	20		18	<table border="1"> <tbody> <tr><td>COM</td><td>\$2,575</td></tr> <tr><td>A</td><td>\$2,669</td></tr> <tr><td>B</td><td>\$2,773</td></tr> <tr><td>COL/C</td><td>\$2,959</td></tr> <tr><td>D</td><td>\$3,198</td></tr> <tr><td>E</td><td>\$3,437</td></tr> <tr><td>F</td><td>\$3,809</td></tr> <tr><td>G</td><td>\$4,207</td></tr> <tr><td>H</td><td>\$4,632</td></tr> <tr><td>I</td><td>\$5,293</td></tr> <tr><td>J</td><td>\$6,090</td></tr> <tr><td>L1</td><td>\$4,816</td></tr> <tr><td>L2</td><td>\$5,373</td></tr> </tbody> </table>	COM	\$2,575	A	\$2,669	B	\$2,773	COL/C	\$2,959	D	\$3,198	E	\$3,437	F	\$3,809	G	\$4,207	H	\$4,632	I	\$5,293	J	\$6,090	L1	\$4,816	L2	\$5,373
		Dimensions	D	W	H																																				
Overall	32		37 1/2																																						
Seat	20		18																																						
COM	\$2,575																																								
A	\$2,669																																								
B	\$2,773																																								
COL/C	\$2,959																																								
D	\$3,198																																								
E	\$3,437																																								
F	\$3,809																																								
G	\$4,207																																								
H	\$4,632																																								
I	\$5,293																																								
J	\$6,090																																								
L1	\$4,816																																								
L2	\$5,373																																								
<table border="1"> <thead> <tr> <th>Upholstery</th> <th colspan="3">Shipping</th> </tr> </thead> <tbody> <tr> <td>COM Ydg</td> <td>4 1/2</td> <td>Ctn Wt</td> <td>106</td> </tr> <tr> <td>COL Sq Ft</td> <td>104</td> <td>Cu Ft</td> <td>44</td> </tr> </tbody> </table>	Upholstery	Shipping			COM Ydg	4 1/2	Ctn Wt	106	COL Sq Ft	104	Cu Ft	44																													
Upholstery	Shipping																																								
COM Ydg	4 1/2	Ctn Wt	106																																						
COL Sq Ft	104	Cu Ft	44																																						
45° Curved Seat High Back 	CT032453 <ul style="list-style-type: none"> · 45" outside radius · 77" inside radius · 7" high headrest · COM based on single fabric · multiple fabrics, see pages 204-206 for yardage requirements · see pages 212-217 for application · double cut veneer available; specify and add \$105 list 	<table border="1"> <thead> <tr> <th>Dimensions</th> <th>D</th> <th>W</th> <th>H</th> </tr> </thead> <tbody> <tr> <td>Overall</td> <td>32</td> <td></td> <td>44 1/2</td> </tr> <tr> <td>Seat</td> <td>20</td> <td></td> <td>18</td> </tr> </tbody> </table>	Dimensions	D	W	H	Overall	32		44 1/2	Seat	20		18	<table border="1"> <tbody> <tr><td>COM</td><td>\$2,765</td></tr> <tr><td>A</td><td>\$2,873</td></tr> <tr><td>B</td><td>\$3,002</td></tr> <tr><td>COL/C</td><td>\$3,229</td></tr> <tr><td>D</td><td>\$3,521</td></tr> <tr><td>E</td><td>\$3,812</td></tr> <tr><td>F</td><td>\$4,267</td></tr> <tr><td>G</td><td>\$4,753</td></tr> <tr><td>H</td><td>\$5,272</td></tr> <tr><td>I</td><td>\$6,083</td></tr> <tr><td>J</td><td>\$7,055</td></tr> <tr><td>L1</td><td>\$5,499</td></tr> <tr><td>L2</td><td>\$6,179</td></tr> </tbody> </table>	COM	\$2,765	A	\$2,873	B	\$3,002	COL/C	\$3,229	D	\$3,521	E	\$3,812	F	\$4,267	G	\$4,753	H	\$5,272	I	\$6,083	J	\$7,055	L1	\$5,499	L2	\$6,179
		Dimensions	D	W	H																																				
Overall	32		44 1/2																																						
Seat	20		18																																						
COM	\$2,765																																								
A	\$2,873																																								
B	\$3,002																																								
COL/C	\$3,229																																								
D	\$3,521																																								
E	\$3,812																																								
F	\$4,267																																								
G	\$4,753																																								
H	\$5,272																																								
I	\$6,083																																								
J	\$7,055																																								
L1	\$5,499																																								
L2	\$6,179																																								
<table border="1"> <thead> <tr> <th>Upholstery</th> <th colspan="3">Shipping</th> </tr> </thead> <tbody> <tr> <td>COM Ydg</td> <td>5 1/2</td> <td>Ctn Wt</td> <td>113</td> </tr> <tr> <td>COL Sq Ft</td> <td>127</td> <td>Cu Ft</td> <td>54</td> </tr> </tbody> </table>	Upholstery	Shipping			COM Ydg	5 1/2	Ctn Wt	113	COL Sq Ft	127	Cu Ft	54																													
Upholstery	Shipping																																								
COM Ydg	5 1/2	Ctn Wt	113																																						
COL Sq Ft	127	Cu Ft	54																																						
45° Curved Seat High Back with Stand Up Surface 	CT032454 <ul style="list-style-type: none"> · 45" outside radius · stand up surface corner; specify square (S) no upcharge or rounded (R) add \$39 list · 77" inside radius · 7" high headrest · 41 3/4" high stand up surface · COM based on single fabric · multiple fabrics, see pages 204-206 for yardage requirements · see pages 212-217 for application · double cut veneer available; specify and add \$105 list 	<table border="1"> <thead> <tr> <th>Dimensions</th> <th>D</th> <th>W</th> <th>H</th> </tr> </thead> <tbody> <tr> <td>Overall</td> <td>42</td> <td></td> <td>44 1/2</td> </tr> <tr> <td>Seat</td> <td>20</td> <td></td> <td>18</td> </tr> </tbody> </table>	Dimensions	D	W	H	Overall	42		44 1/2	Seat	20		18	<table border="1"> <tbody> <tr><td>COM</td><td>\$3,831</td></tr> <tr><td>A</td><td>\$3,954</td></tr> <tr><td>B</td><td>\$4,084</td></tr> <tr><td>COL/C</td><td>\$4,310</td></tr> <tr><td>D</td><td>\$4,602</td></tr> <tr><td>E</td><td>\$4,896</td></tr> <tr><td>F</td><td>\$5,347</td></tr> <tr><td>G</td><td>\$5,836</td></tr> <tr><td>H</td><td>\$6,352</td></tr> <tr><td>I</td><td>\$7,164</td></tr> <tr><td>J</td><td>\$8,137</td></tr> <tr><td>L1</td><td>\$6,581</td></tr> <tr><td>L2</td><td>\$7,261</td></tr> </tbody> </table>	COM	\$3,831	A	\$3,954	B	\$4,084	COL/C	\$4,310	D	\$4,602	E	\$4,896	F	\$5,347	G	\$5,836	H	\$6,352	I	\$7,164	J	\$8,137	L1	\$6,581	L2	\$7,261
		Dimensions	D	W	H																																				
Overall	42		44 1/2																																						
Seat	20		18																																						
COM	\$3,831																																								
A	\$3,954																																								
B	\$4,084																																								
COL/C	\$4,310																																								
D	\$4,602																																								
E	\$4,896																																								
F	\$5,347																																								
G	\$5,836																																								
H	\$6,352																																								
I	\$7,164																																								
J	\$8,137																																								
L1	\$6,581																																								
L2	\$7,261																																								
<table border="1"> <thead> <tr> <th>Upholstery</th> <th colspan="3">Shipping</th> </tr> </thead> <tbody> <tr> <td>COM Ydg</td> <td>5 1/2</td> <td>Ctn Wt</td> <td>143</td> </tr> <tr> <td>COL Sq Ft</td> <td>127</td> <td>Cu Ft</td> <td>64</td> </tr> </tbody> </table>	Upholstery	Shipping			COM Ydg	5 1/2	Ctn Wt	143	COL Sq Ft	127	Cu Ft	64																													
Upholstery	Shipping																																								
COM Ydg	5 1/2	Ctn Wt	143																																						
COL Sq Ft	127	Cu Ft	64																																						

Description	1 Model	Specifications	List Price Per Grade												
45° Curved Seat Privacy Back 	CT032455 • 45" outside radius • 77" inside radius • 14" high headrest • COM based on single fabric • multiple fabrics, see pages 204-206 for yardage requirements • see pages 212-217 for application • double cut veneer available; specify and add \$105 list	<table border="1"> <thead> <tr> <th>Dimensions</th> <th>D</th> <th>W</th> <th>H</th> </tr> </thead> <tbody> <tr> <td>Overall</td> <td>32</td> <td></td> <td>51 1/2</td> </tr> <tr> <td>Seat</td> <td>20</td> <td></td> <td>18</td> </tr> </tbody> </table>	Dimensions	D	W	H	Overall	32		51 1/2	Seat	20		18	COM \$2,956 A \$3,072 B \$3,212 COL/C \$3,460 D \$3,777 E \$4,096 F \$4,594 G \$5,124 H \$5,689 I \$6,573 J \$7,634 L1 \$5,936 L2 \$6,679
		Dimensions	D	W	H										
Overall	32		51 1/2												
Seat	20		18												
<table border="1"> <thead> <tr> <th>Upholstery</th> <th>Shipping</th> </tr> </thead> <tbody> <tr> <td>COM Ydg</td> <td>6 Ctn Wt 118</td> </tr> <tr> <td>COL Sq Ft</td> <td>138 Cu Ft 63</td> </tr> </tbody> </table>	Upholstery	Shipping	COM Ydg	6 Ctn Wt 118	COL Sq Ft	138 Cu Ft 63									
Upholstery	Shipping														
COM Ydg	6 Ctn Wt 118														
COL Sq Ft	138 Cu Ft 63														

Description	1 Model	Specifications	List Price Per Grade												
45° Curved Seat Privacy Back with Stand Up Surface 	CT032456 • 45" outside radius • stand up surface corner; specify square (S) no upcharge or rounded (R) add \$39 list • 77" inside radius • 14" high headrest • 41 3/4" high stand up surface • COM based on single fabric • multiple fabrics, see pages 204-206 for yardage requirements • see pages 212-217 for application • double cut veneer available; specify and add \$105 list	<table border="1"> <thead> <tr> <th>Dimensions</th> <th>D</th> <th>W</th> <th>H</th> </tr> </thead> <tbody> <tr> <td>Overall</td> <td>42</td> <td></td> <td>51 1/2</td> </tr> <tr> <td>Seat</td> <td>20</td> <td></td> <td>18</td> </tr> </tbody> </table>	Dimensions	D	W	H	Overall	42		51 1/2	Seat	20		18	COM \$4,021 A \$4,153 B \$4,294 COL/C \$4,541 D \$4,860 E \$5,178 F \$5,672 G \$6,205 H \$6,771 I \$7,655 J \$8,715 L1 \$7,017 L2 \$7,760
		Dimensions	D	W	H										
Overall	42		51 1/2												
Seat	20		18												
<table border="1"> <thead> <tr> <th>Upholstery</th> <th>Shipping</th> </tr> </thead> <tbody> <tr> <td>COM Ydg</td> <td>6 Ctn Wt 148</td> </tr> <tr> <td>COL Sq Ft</td> <td>138 Cu Ft 73</td> </tr> </tbody> </table>	Upholstery	Shipping	COM Ydg	6 Ctn Wt 148	COL Sq Ft	138 Cu Ft 73									
Upholstery	Shipping														
COM Ydg	6 Ctn Wt 148														
COL Sq Ft	138 Cu Ft 73														

To Order, Specify:

- 1 Model Number
- 2 Wood Species - Cherry (CH1), Maple (MA1), Walnut (WA1) or Double Cut (DC1)
- 3 Wood Finish
- 4 Laminate Color Selection (Stand Up Surface)
- 5 Surface Corners (Stand Up Surface) - Square (S), no upcharge or Rounded (R), add \$39 list
- 6 Fabric Selection - vendor, pattern and color
 - A. Seat
 - B. Back
 - C. Headrest
- 7 Metal Leg Color - Black Sandtex (BSX), Pewter (PEW), Soft Nickel (SNK) or Stardust Silver (STS)
- 8 Optional Power Center - Flush Mount (EC22) - Black (B) or White (W); \$612 list each, see page 201 for location availability
- 9 Optional Rubber Cushion Nylon Glides - no upcharge
- 10 Product Options

3 Wood Finish Options:

Cherry	Maple	Walnut
BRL Barley	ALM Ale Medium	AUB Auburn
BBM Bourbon Medium	BUT Butterscotch	ESP Espresso
BRM Brighton Medium	CIN Cinnamon	MCH Mocha*
CLA Classic	FLX Flax	NTO Night Owl*
CLL Collectors*	VEN Venetian	SIE Sienna*
EAR Earthy	TOF Toffee	
HRV Harvest*	TRF Truffle*	
LGC Legacy		
PRL Praline*		
SAF Saffron		
		*finishes with coordinating laminate top option
Double Cut		
COF Coffee	GRH Graphite	
CRM Cremello	KHK Khaki	
FOS Fossil	STU Studio Teak	

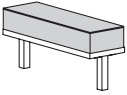
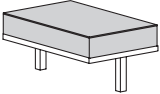
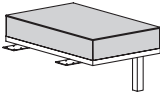
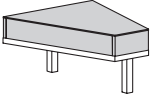
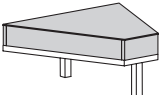
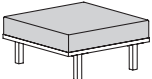
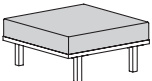
4 Laminate Color Selection (Stand Up Surface)

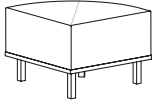
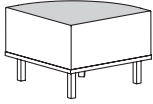
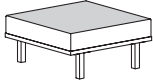
AGA Aged Ash	BGL Brighton Light	PIN Pinnacle Walnut
ALB Alabaster	CLL Collectors	SHD Shadow
ALL Ale Light	DWH Designer White	SLG Slate Grey
BLO Blonde Echo	FLO Florence Walnut	STU Studio Teak
BOL Bourbon Light	GRH Graphite	VIN Vintage
BZW Brazilianwood	HGL High Line	WLH Walnut Heights
BBL Bridal Blanco	OAT Oatmeal Cookie	WEA Weathered Ash

- 5 See a selection of graded in fabric manufacturers and patterns on pages 20-28 Contact Customer Service for additional fabric options.

Specifications

- Wood species - Cherry, Maple, Walnut or Double Cut.
- Seat has synthetic sheet webbing with cross strap reinforcement, 4 1/4" high density polyurethane foam.
- Back has high density polyurethane foam.
- Plywood construction with locking tenons, glue and screws.
- Linking bracket included.
- Metal legs are 16 gauge steel tube with metal leveling glides.
- 3/4" thick 10" deep laminate stand up surface with coordinating 3mm PVC edge supported by steel columns, 42" surface height.

Description	D	W	H	CTN WT	CU FT	① Model	List Price
10" Linking Table  <ul style="list-style-type: none"> attaches between lounge or bench units wood top wood chassis double cut veneer available; specify and add \$139 list 	32	10	15	36	2	CTR3210CC	\$918
20" Linking Table  <ul style="list-style-type: none"> attaches between lounge or bench units wood top wood chassis double cut veneer available; specify and add \$139 list 	32	20	15	53	4	CTR3220CC	\$1,047
20" End Table  <ul style="list-style-type: none"> attaches to end of lounge or bench unit wood top wood chassis double cut veneer available; specify and add \$139 list 	32	20	15	58	10	CTR3220CE	\$1,104
10" - 30° Linking Table  <ul style="list-style-type: none"> attaches between lounge or bench units to form a 30° connection wood top wood chassis double cut veneer available; specify and add \$139 list 	32	10-26½	15	49	5	CTW30C	\$997
10" - 45° Linking Table  <ul style="list-style-type: none"> attaches between lounge or bench units to form a 45° connection wood top wood chassis double cut veneer available; specify and add \$139 list 	32	10-34½	15	56	7	CTW45C	\$1,020
Wood Table  <ul style="list-style-type: none"> 32" square wood top wood chassis straight grain double cut veneer available; specify and add \$139 list 	32	32	15	78	9	CTS32WS	\$1,163
Wood Table  <ul style="list-style-type: none"> 32" square wood top wood chassis angled grain double cut veneer available; specify and add \$139 list 	32	32	15	78	9	CTS32WA	\$1,163

Description	1 Model	Specifications	List Price Per Grade																																		
Upholstered Quarter Round Table 	CTW90U · upholstered top · upholstered chassis · table height is same as arm height · double cut veneer available; specify and add \$105 list	<table border="1"> <thead> <tr> <th>Dimensions</th> <th>D</th> <th>W</th> <th>H</th> </tr> </thead> <tbody> <tr> <td>Overall</td> <td>32</td> <td>32</td> <td>24 1/2</td> </tr> </tbody> </table>	Dimensions	D	W	H	Overall	32	32	24 1/2	<table border="1"> <thead> <tr> <th>COM</th> <th>\$1,346</th> </tr> </thead> <tbody> <tr><td>A</td><td>\$1,396</td></tr> <tr><td>B</td><td>\$1,456</td></tr> <tr><td>COL/C</td><td>\$1,559</td></tr> <tr><td>D</td><td>\$1,690</td></tr> <tr><td>E</td><td>\$1,824</td></tr> <tr><td>F</td><td>\$2,030</td></tr> <tr><td>G</td><td>\$2,252</td></tr> <tr><td>H</td><td>\$2,488</td></tr> <tr><td>I</td><td>\$2,855</td></tr> <tr><td>J</td><td>\$3,298</td></tr> <tr><td>L1</td><td>\$2,591</td></tr> <tr><td>L2</td><td>\$2,901</td></tr> </tbody> </table>	COM	\$1,346	A	\$1,396	B	\$1,456	COL/C	\$1,559	D	\$1,690	E	\$1,824	F	\$2,030	G	\$2,252	H	\$2,488	I	\$2,855	J	\$3,298	L1	\$2,591	L2	\$2,901
		Dimensions	D	W	H																																
Overall	32	32	24 1/2																																		
COM	\$1,346																																				
A	\$1,396																																				
B	\$1,456																																				
COL/C	\$1,559																																				
D	\$1,690																																				
E	\$1,824																																				
F	\$2,030																																				
G	\$2,252																																				
H	\$2,488																																				
I	\$2,855																																				
J	\$3,298																																				
L1	\$2,591																																				
L2	\$2,901																																				
<table border="1"> <thead> <tr> <th>Upholstery</th> <th>Shipping</th> </tr> </thead> <tbody> <tr> <td>COM Ydg</td> <td>2 1/2 Ctn Wt 69</td> </tr> <tr> <td>COL Sq Ft</td> <td>58 Cu Ft 16</td> </tr> </tbody> </table>	Upholstery	Shipping	COM Ydg	2 1/2 Ctn Wt 69	COL Sq Ft	58 Cu Ft 16																															
Upholstery	Shipping																																				
COM Ydg	2 1/2 Ctn Wt 69																																				
COL Sq Ft	58 Cu Ft 16																																				
Upholstered Quarter Round Table 	CTW90W · wood top · diagonal grain · upholstered chassis · table height is same as arm height · double cut veneer available; specify and add \$163 list	<table border="1"> <thead> <tr> <th>Dimensions</th> <th>D</th> <th>W</th> <th>H</th> </tr> </thead> <tbody> <tr> <td>Overall</td> <td>32</td> <td>32</td> <td>24 1/2</td> </tr> </tbody> </table>	Dimensions	D	W	H	Overall	32	32	24 1/2	<table border="1"> <thead> <tr> <th>COM</th> <th>\$1,387</th> </tr> </thead> <tbody> <tr><td>A</td><td>\$1,427</td></tr> <tr><td>B</td><td>\$1,462</td></tr> <tr><td>COL/C</td><td>\$1,523</td></tr> <tr><td>D</td><td>\$1,602</td></tr> <tr><td>E</td><td>\$1,682</td></tr> <tr><td>F</td><td>\$1,806</td></tr> <tr><td>G</td><td>\$1,940</td></tr> <tr><td>H</td><td>\$2,079</td></tr> <tr><td>I</td><td>\$2,301</td></tr> <tr><td>J</td><td>\$2,565</td></tr> <tr><td>L1</td><td>\$2,141</td></tr> <tr><td>L2</td><td>\$2,328</td></tr> </tbody> </table>	COM	\$1,387	A	\$1,427	B	\$1,462	COL/C	\$1,523	D	\$1,602	E	\$1,682	F	\$1,806	G	\$1,940	H	\$2,079	I	\$2,301	J	\$2,565	L1	\$2,141	L2	\$2,328
		Dimensions	D	W	H																																
Overall	32	32	24 1/2																																		
COM	\$1,387																																				
A	\$1,427																																				
B	\$1,462																																				
COL/C	\$1,523																																				
D	\$1,602																																				
E	\$1,682																																				
F	\$1,806																																				
G	\$1,940																																				
H	\$2,079																																				
I	\$2,301																																				
J	\$2,565																																				
L1	\$2,141																																				
L2	\$2,328																																				
<table border="1"> <thead> <tr> <th>Upholstery</th> <th>Shipping</th> </tr> </thead> <tbody> <tr> <td>COM Ydg</td> <td>1 1/2 Ctn Wt 78</td> </tr> <tr> <td>COL Sq Ft</td> <td>35 Cu Ft 16</td> </tr> </tbody> </table>	Upholstery	Shipping	COM Ydg	1 1/2 Ctn Wt 78	COL Sq Ft	35 Cu Ft 16																															
Upholstery	Shipping																																				
COM Ydg	1 1/2 Ctn Wt 78																																				
COL Sq Ft	35 Cu Ft 16																																				
Upholstered Table 	CTS32U · 32" square · wood top · upholstered chassis · freestanding application · double cut veneer available; specify and add \$163 list	<table border="1"> <thead> <tr> <th>Dimensions</th> <th>D</th> <th>W</th> <th>H</th> </tr> </thead> <tbody> <tr> <td>Overall</td> <td>32</td> <td>32</td> <td>15</td> </tr> </tbody> </table>	Dimensions	D	W	H	Overall	32	32	15	<table border="1"> <thead> <tr> <th>COM</th> <th>\$1,303</th> </tr> </thead> <tbody> <tr><td>A</td><td>\$1,335</td></tr> <tr><td>B</td><td>\$1,358</td></tr> <tr><td>COL/C</td><td>\$1,399</td></tr> <tr><td>D</td><td>\$1,454</td></tr> <tr><td>E</td><td>\$1,505</td></tr> <tr><td>F</td><td>\$1,588</td></tr> <tr><td>G</td><td>\$1,678</td></tr> <tr><td>H</td><td>\$1,771</td></tr> <tr><td>I</td><td>\$1,918</td></tr> <tr><td>J</td><td>\$2,097</td></tr> <tr><td>L1</td><td>\$1,812</td></tr> <tr><td>L2</td><td>\$1,937</td></tr> </tbody> </table>	COM	\$1,303	A	\$1,335	B	\$1,358	COL/C	\$1,399	D	\$1,454	E	\$1,505	F	\$1,588	G	\$1,678	H	\$1,771	I	\$1,918	J	\$2,097	L1	\$1,812	L2	\$1,937
		Dimensions	D	W	H																																
Overall	32	32	15																																		
COM	\$1,303																																				
A	\$1,335																																				
B	\$1,358																																				
COL/C	\$1,399																																				
D	\$1,454																																				
E	\$1,505																																				
F	\$1,588																																				
G	\$1,678																																				
H	\$1,771																																				
I	\$1,918																																				
J	\$2,097																																				
L1	\$1,812																																				
L2	\$1,937																																				
<table border="1"> <thead> <tr> <th>Upholstery</th> <th>Shipping</th> </tr> </thead> <tbody> <tr> <td>COM Ydg</td> <td>1 Ctn Wt 78</td> </tr> <tr> <td>COL Sq Ft</td> <td>23 Cu Ft 9</td> </tr> </tbody> </table>	Upholstery	Shipping	COM Ydg	1 Ctn Wt 78	COL Sq Ft	23 Cu Ft 9																															
Upholstery	Shipping																																				
COM Ydg	1 Ctn Wt 78																																				
COL Sq Ft	23 Cu Ft 9																																				

To Order, Specify:

- 1 Model Number
- 2 Wood Species - Cherry (CH1), Maple (MA1), Walnut (WA1) or Double Cut (DC1)
- 3 Wood Finish
- 4 Fabric Selection - vendor, pattern and color
- 5 Metal Leg Color - Black Sandtex (BSX), Pewter (PEW), Soft Nickel (SNK) or Stardust Silver (STS)
- 6 Optional Power Center - Flush Mount (EC22) - Black (B) or White (W); \$612 list each for linking or end tables
- 7 Optional Drink Holder(s) (DH) - add \$195 list for linking or end tables
- 8 Optional Coordinating Wood Grain Laminate Available on Table Tops - no upcharge. Finishes with an asterisk have a coordinating laminate available
- 9 Optional Rubber Cushion Nylon Glides - no upcharge
- 10 Product Options

3 Wood Finish Options:

Cherry	Maple	Walnut
BRL Barley	ALM Ale Medium	AUB Auburn
BBM Bourbon Medium	BUT Butterscotch	ESP Espresso
BRM Brighton Medium	CIN Cinnamon	MCH Mocha*
CLA Classic	FLX Flax	NTO Night Owl*
CLL Collectors*	VEN Venetian	SIE Sienna*
EAR Earthy	TOF Toffee	
HRV Harvest*	TRF Truffle*	
LGC Legacy		
PRL Praline*		
SAF Saffron		

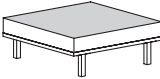
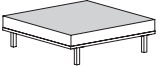
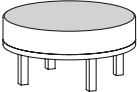
*finishes with coordinating laminate top option

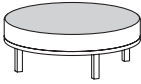
Double Cut	GRH Graphite
COF Coffee	KHK Khaki
CRM Cremello	STU Studio Teak
FOS Fossil	

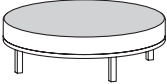
Specifications

- Wood species - Cherry, Maple, Walnut or Double Cut. Table has 3/4" high density polyurethane foam.
- Plywood construction with locking tenons, glue and screws.
- Linking bracket included.
- Metal legs are 16 gauge steel tube with metal leveling glides.

4 See a selection of graded in fabric manufacturers and patterns on pages 20-28 Contact Customer Service for additional fabric options.

Description	Model	Specifications	List Price Per Grade																																												
Upholstered Table 	CTS40U · 40" square · wood top · upholstered chassis · freestanding application · double cut veneer available; specify and add \$163 list	<table border="1"> <thead> <tr> <th>Dimensions</th> <th>D</th> <th>W</th> <th>H</th> </tr> </thead> <tbody> <tr> <td>Overall</td> <td>40</td> <td>40</td> <td>15</td> </tr> </tbody> </table>	Dimensions	D	W	H	Overall	40	40	15	<table border="1"> <thead> <tr> <th>Upholstery</th> <th colspan="2">Shipping</th> </tr> </thead> <tbody> <tr> <td>COM Ydg</td> <td>1</td> <td>Ctn Wt 85</td> </tr> <tr> <td>COL Sq Ft</td> <td>23</td> <td>Cu Ft 14</td> </tr> </tbody> </table>	Upholstery	Shipping		COM Ydg	1	Ctn Wt 85	COL Sq Ft	23	Cu Ft 14	<table border="1"> <tbody> <tr><td>COM</td><td>\$1,463</td></tr> <tr><td>A</td><td>\$1,496</td></tr> <tr><td>B</td><td>\$1,521</td></tr> <tr><td>COL/C</td><td>\$1,561</td></tr> <tr><td>D</td><td>\$1,616</td></tr> <tr><td>E</td><td>\$1,667</td></tr> <tr><td>F</td><td>\$1,750</td></tr> <tr><td>G</td><td>\$1,838</td></tr> <tr><td>H</td><td>\$1,932</td></tr> <tr><td>I</td><td>\$2,080</td></tr> <tr><td>J</td><td>\$2,257</td></tr> <tr><td>L1</td><td>\$1,974</td></tr> <tr><td>L2</td><td>\$2,099</td></tr> </tbody> </table>	COM	\$1,463	A	\$1,496	B	\$1,521	COL/C	\$1,561	D	\$1,616	E	\$1,667	F	\$1,750	G	\$1,838	H	\$1,932	I	\$2,080	J	\$2,257	L1	\$1,974	L2	\$2,099
		Dimensions	D	W	H																																										
Overall	40	40	15																																												
Upholstery	Shipping																																														
COM Ydg	1	Ctn Wt 85																																													
COL Sq Ft	23	Cu Ft 14																																													
COM	\$1,463																																														
A	\$1,496																																														
B	\$1,521																																														
COL/C	\$1,561																																														
D	\$1,616																																														
E	\$1,667																																														
F	\$1,750																																														
G	\$1,838																																														
H	\$1,932																																														
I	\$2,080																																														
J	\$2,257																																														
L1	\$1,974																																														
L2	\$2,099																																														
Upholstered Table 	CTS50U · 50" square · wood top · upholstered chassis · freestanding application · double cut veneer available; specify and add \$163 list	<table border="1"> <thead> <tr> <th>Dimensions</th> <th>D</th> <th>W</th> <th>H</th> </tr> </thead> <tbody> <tr> <td>Overall</td> <td>50</td> <td>50</td> <td>15</td> </tr> </tbody> </table>	Dimensions	D	W	H	Overall	50	50	15	<table border="1"> <thead> <tr> <th>Upholstery</th> <th colspan="2">Shipping</th> </tr> </thead> <tbody> <tr> <td>COM Ydg</td> <td>1</td> <td>Ctn Wt 92</td> </tr> <tr> <td>COL Sq Ft</td> <td>23</td> <td>Cu Ft 21</td> </tr> </tbody> </table>	Upholstery	Shipping		COM Ydg	1	Ctn Wt 92	COL Sq Ft	23	Cu Ft 21	<table border="1"> <tbody> <tr><td>COM</td><td>\$1,627</td></tr> <tr><td>A</td><td>\$1,664</td></tr> <tr><td>B</td><td>\$1,687</td></tr> <tr><td>COL/C</td><td>\$1,729</td></tr> <tr><td>D</td><td>\$1,783</td></tr> <tr><td>E</td><td>\$1,835</td></tr> <tr><td>F</td><td>\$1,917</td></tr> <tr><td>G</td><td>\$2,006</td></tr> <tr><td>H</td><td>\$2,100</td></tr> <tr><td>I</td><td>\$2,249</td></tr> <tr><td>J</td><td>\$2,425</td></tr> <tr><td>L1</td><td>\$2,141</td></tr> <tr><td>L2</td><td>\$2,267</td></tr> </tbody> </table>	COM	\$1,627	A	\$1,664	B	\$1,687	COL/C	\$1,729	D	\$1,783	E	\$1,835	F	\$1,917	G	\$2,006	H	\$2,100	I	\$2,249	J	\$2,425	L1	\$2,141	L2	\$2,267
		Dimensions	D	W	H																																										
Overall	50	50	15																																												
Upholstery	Shipping																																														
COM Ydg	1	Ctn Wt 92																																													
COL Sq Ft	23	Cu Ft 21																																													
COM	\$1,627																																														
A	\$1,664																																														
B	\$1,687																																														
COL/C	\$1,729																																														
D	\$1,783																																														
E	\$1,835																																														
F	\$1,917																																														
G	\$2,006																																														
H	\$2,100																																														
I	\$2,249																																														
J	\$2,425																																														
L1	\$2,141																																														
L2	\$2,267																																														
Table 	CTD30U · 30" diameter · wood top · upholstered chassis · freestanding application · double cut veneer available; specify and add \$163 list	<table border="1"> <thead> <tr> <th>Dimensions</th> <th>D</th> <th>W</th> <th>H</th> </tr> </thead> <tbody> <tr> <td>Overall</td> <td>30</td> <td></td> <td>15</td> </tr> </tbody> </table>	Dimensions	D	W	H	Overall	30		15	<table border="1"> <thead> <tr> <th>Upholstery</th> <th colspan="2">Shipping</th> </tr> </thead> <tbody> <tr> <td>COM Ydg</td> <td>1</td> <td>Ctn Wt 70</td> </tr> <tr> <td>COL Sq Ft</td> <td>23</td> <td>Cu Ft 10</td> </tr> </tbody> </table>	Upholstery	Shipping		COM Ydg	1	Ctn Wt 70	COL Sq Ft	23	Cu Ft 10	<table border="1"> <tbody> <tr><td>COM</td><td>\$2,323</td></tr> <tr><td>A</td><td>\$2,369</td></tr> <tr><td>B</td><td>\$2,394</td></tr> <tr><td>COL/C</td><td>\$2,433</td></tr> <tr><td>D</td><td>\$2,488</td></tr> <tr><td>E</td><td>\$2,542</td></tr> <tr><td>F</td><td>\$2,623</td></tr> <tr><td>G</td><td>\$2,711</td></tr> <tr><td>H</td><td>\$2,806</td></tr> <tr><td>I</td><td>\$2,954</td></tr> <tr><td>J</td><td>\$3,131</td></tr> <tr><td>L1</td><td>\$2,848</td></tr> <tr><td>L2</td><td>\$2,971</td></tr> </tbody> </table>	COM	\$2,323	A	\$2,369	B	\$2,394	COL/C	\$2,433	D	\$2,488	E	\$2,542	F	\$2,623	G	\$2,711	H	\$2,806	I	\$2,954	J	\$3,131	L1	\$2,848	L2	\$2,971
		Dimensions	D	W	H																																										
Overall	30		15																																												
Upholstery	Shipping																																														
COM Ydg	1	Ctn Wt 70																																													
COL Sq Ft	23	Cu Ft 10																																													
COM	\$2,323																																														
A	\$2,369																																														
B	\$2,394																																														
COL/C	\$2,433																																														
D	\$2,488																																														
E	\$2,542																																														
F	\$2,623																																														
G	\$2,711																																														
H	\$2,806																																														
I	\$2,954																																														
J	\$3,131																																														
L1	\$2,848																																														
L2	\$2,971																																														

Description	1 Model	Specifications				List Price Per Grade	
Table 	CTD42U · 42" diameter · wood top · upholstered chassis · freestanding application · double cut veneer available; specify and add \$163 list	Dimensions		D	W	H	COM \$2,488
		Overall		42		15	A \$2,535
		Upholstery		Shipping		B \$2,560	COL/C \$2,602
		COM Ydg	1	Ctn Wt	79	D \$2,654	E \$2,708
		COL Sq Ft	23	Cu Ft	18	F \$2,790	G \$2,879
						H \$2,973	I \$3,122
						J \$3,298	L1 \$3,013
						L2 \$3,137	

Description	1 Model	Specifications				List Price Per Grade	
Table 	CTD50U · 50" diameter · wood top · upholstered chassis · freestanding application · double cut veneer available; specify and add \$163 list	Dimensions		D	W	H	COM \$2,583
		Overall		50		15	A \$2,634
		Upholstery		Shipping		B \$2,656	COL/C \$2,700
		COM Ydg	1	Ctn Wt	90	D \$2,752	E \$2,804
		COL Sq Ft	23	Cu Ft	25	F \$2,886	G \$2,975
						H \$3,071	I \$3,217
						J \$3,394	L1 \$3,111
						L2 \$3,235	

To Order, Specify:

- 1 Model Number
- 2 Wood Species - Cherry (CH1), Maple (MA1), Walnut (WA1) or Double Cut (DC1)
- 3 Wood Finish
- 4 Fabric Selection - vendor, pattern and color
- 5 Metal Leg Color - Black Sandtex (BSX), Pewter (PEW), Soft Nickel (SNK) or Stardust Silver (STS)
- 6 Optional Coordinating Wood Grain Laminate Available on Table Tops - no upcharge. Finishes with an asterisk have a coordinating laminate available
- 7 Optional Rubber Cushion Nylon Glides - no upcharge
- 8 Product Options

3 Wood Finish Options:

Cherry	Maple	Walnut
BRL Barley	ALM Ale Medium	AUB Auburn
BBM Bourbon Medium	BUT Butterscotch	ESP Espresso
BRM Brighton Medium	CIN Cinnamon	MCH Mocha*
CLA Classic	FLX Flax	NTO Night Owl*
CLL Collectors*	VEN Venetian	SIE Sienna*
EAR Earthy	TOF Toffee	
HRV Harvest*	TRF Truffle*	
LGC Legacy		
PRL Praline*		
SAF Saffron		

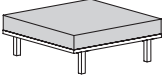
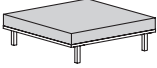

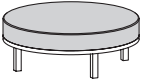
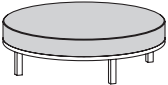
*finishes with coordinating laminate top option

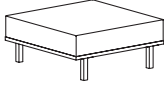
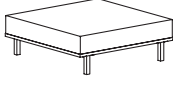

Double Cut		
COF Coffee	GRH Graphite	
CRM Cremello	KHK Khaki	
FOS Fossil	STU Studio Teak	

Specifications

- Wood species - Cherry, Maple, Walnut or Double Cut. Plywood construction with locking tenons, glue and screws.
- Metal legs are 16 gauge steel tube with metal leveling glides.

4 See a selection of graded in fabric manufacturers and patterns on pages 20-28 Contact Customer Service for additional fabric options.

Description	D	W	H	CTN WT	CU FT	① Model	List Price
Wood Table  <ul style="list-style-type: none"> · 40" square · wood top · wood chassis · freestanding application · double cut veneer available; specify and add \$185 list 	40	40	15	85	14	CTS40W	\$1,256
Wood Table  <ul style="list-style-type: none"> · 50" square · wood top · wood chassis · freestanding application · double cut veneer available; specify and add \$185 list 	50	50	15	92	21	CTS50W	\$1,432
Table  <ul style="list-style-type: none"> · 30" diameter · wood top · wood chassis · freestanding application · double cut veneer available; specify and add \$260 list 	30	15	81	10	CTD30W	\$2,291	
Table  <ul style="list-style-type: none"> · 42" diameter · wood top · wood chassis · freestanding application · double cut veneer available; specify and add \$260 list 	42	15	90	18	CTD42W	\$2,618	
Table  <ul style="list-style-type: none"> · 50" diameter · wood top · wood chassis · freestanding application · double cut veneer available; specify and add \$260 list 	50	15	103	25	CTD50W	\$3,035	

Description	1 Model	Specifications				List Price Per Grade	
Ottoman 	CTS400 • 40" square • fully upholstered • freestanding application • double cut veneer available; specify and add \$105 list	Dimensions		D	W	H	COM \$1,544
		Overall		40	40	18	A \$1,595
		Seat		40	40	18	B \$1,656
		Upholstery		Shipping			COL/C \$1,758
		COM Ydg		2 1/2	Ctn Wt	80	D \$1,890
		COL Sq Ft		58	Cu Ft	17	E \$2,023
							F \$2,229
							G \$2,451
							H \$2,685
							I \$3,056
					J \$3,496		
					L1 \$2,789		
					L2 \$3,100		
Ottoman 	CTS500 • 50" square • fully upholstered • freestanding application • double cut veneer available; specify and add \$105 list	Dimensions		D	W	H	COM \$1,617
		Overall		50	50	18	A \$1,671
		Seat		50	50	18	B \$1,729
		Upholstery		Shipping			COL/C \$1,833
		COM Ydg		2 1/2	Ctn Wt	87	D \$1,966
		COL Sq Ft		58	Cu Ft	25	E \$2,098
							F \$2,304
							G \$2,525
							H \$2,761
							I \$3,130
					J \$3,572		
					L1 \$2,864		
					L2 \$3,174		
Ottoman 	CTD300 • 30" diameter • fully upholstered • freestanding application • double cut veneer available; specify and add \$105 list	Dimensions		D	W	H	COM \$2,107
		Overall		30		15	A \$2,165
		Upholstery		Shipping			B \$2,220
		COM Ydg		2 1/4	Ctn Wt	65	COL/C \$2,314
		COL Sq Ft		52	Cu Ft	10	D \$2,431
							E \$2,551
							F \$2,736
							G \$2,936
							H \$3,150
							I \$3,480
					J \$3,877		
					L1 \$3,240		
					L2 \$3,519		

To Order, Specify:

- 1 Model Number
- 2 Wood Species - Cherry (CH1), Maple (MA1), Walnut (WA1) or Double Cut (DC1)
- 3 Wood Finish
- 4 Fabric Selection - vendor, pattern and color
- 5 Metal Color - Black Sandtex (BSX), Pewter (PEW), Soft Nickel (SNK) or Stardust Silver (STS)
- 6 Optional Coordinating Wood Grain Laminate Available on Table Tops - no upcharge. Finishes with an asterisk have a coordinating laminate available
- 7 Optional Rubber Cushion Nylon Glides - no upcharge
- 8 Product Options

3 Wood Finish Options:

Cherry			Maple			Walnut		
BRL	Barley		ALM	Ale Medium		AUB	Auburn	
BBM	Bourbon Medium		BUT	Butterscotch		ESP	Espresso	
BRM	Brighton Medium		CIN	Cinnamon		MCH	Mocha*	
CLA	Classic		FLX	Flax		NTO	Night Owl*	
CLL	Collectors*		VEN	Venetian		SIE	Sienna*	
EAR	Earthy		TOF	Toffee				
HRV	Harvest*		TRF	Truffle*				
LGC	Legacy							
PRL	Praline*							
SAF	Saffron							
*finishes with coordinating laminate top option								
Double Cut								
COF	Coffee		GRH	Graphite				
CRM	Cremello		KHK	Khaki				
FOS	Fossil		STU	Studio Teak				

- 4 See a selection of graded in fabric manufacturers and patterns on pages 20-28 Contact Customer Service for additional fabric options.

Specifications

- Wood species - Cherry, Maple, Walnut or Double Cut. Ottomans have 2" high density polyurethane foam.
- Plywood construction with locking tenons, glue and screws.
- Metal legs are 16 gauge steel tube with metal leveling glides.

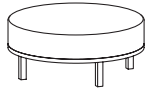
Description

1 Model

Specifications

List Price Per Grade

Ottoman



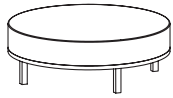
CTD420

- 42" diameter
- fully upholstered
- freestanding application
- double cut veneer available; specify and add \$105 list

Dimensions	D	W	H
Overall	42		15
Upholstery		Shipping	
COM Ydg	2 1/2	Ctn Wt	74
COL Sq Ft	58	Cu Ft	18

COM	\$2,201
A	\$2,267
B	\$2,324
COL/C	\$2,428
D	\$2,560
E	\$2,693
F	\$2,901
G	\$3,122
H	\$3,358
I	\$3,726
J	\$4,168
L1	\$3,459
L2	\$3,769

Ottoman

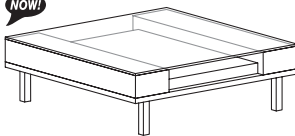
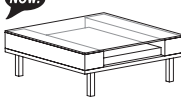
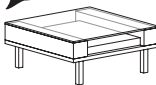
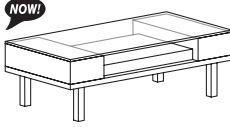
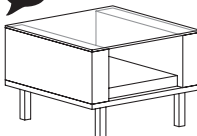
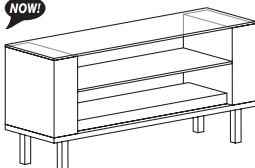


CTD500

- 50" diameter
- fully upholstered
- freestanding application
- double cut veneer available; specify and add \$105 list

Dimensions	D	W	H
Overall	50		15
Upholstery		Shipping	
COM Ydg	2 3/4	Ctn Wt	84
COL Sq Ft	64	Cu Ft	25

COM	\$2,298
A	\$2,365
B	\$2,430
COL/C	\$2,544
D	\$2,689
E	\$2,834
F	\$3,063
G	\$3,307
H	\$3,565
I	\$3,969
J	\$4,456
L1	\$3,678
L2	\$4,020

Description	D	W	H	CTN WT	CU FT	1 Model	List Price
Magazine Table  <ul style="list-style-type: none"> • glass top • freestanding application • double cut veneer available; specify and add \$185 list • maple and walnut veneer are only species available on JSI Quickship program 	48	48	15	202	30	CT4848-15	\$3,040
Magazine Table  <ul style="list-style-type: none"> • glass top • freestanding application • double cut veneer available; specify and add \$185 list • maple and walnut veneer are only species available on JSI Quickship program 	42	42	15	173	21	CT4242-15	\$2,834
Magazine Table  <ul style="list-style-type: none"> • glass top • freestanding application • double cut veneer available; specify and add \$185 list • maple and walnut veneer are only species available on JSI Quickship program 	36	36	15	145	16	CT3636-15	\$2,680
Magazine Table  <ul style="list-style-type: none"> • glass top • freestanding application • double cut veneer available; specify and add \$185 list • maple and walnut veneer are only species available on JSI Quickship program 	24	48	15	137	15	CT2448-15	\$2,649
End Table  <ul style="list-style-type: none"> • glass top • freestanding application • double cut veneer available; specify and add \$185 list • maple and walnut veneer are only species available on JSI Quickship program 	32	32	22	134	18	CT3232-22	\$2,541
Sofa Table  <ul style="list-style-type: none"> • glass top and shelf • freestanding application • double cut veneer available; specify and add \$185 list • maple and walnut veneer are only species available on JSI Quickship program 	18	60	28	182	25	CT1860-28	\$3,699

To Order, Specify:

- 1 Model Number
- 2 Wood Species - Cherry (CH1), Maple (MA1), Walnut (WA1) or Double Cut (DC1)
- 3 Wood Finish
- 4 Fabric Selection - vendor, pattern and color
- 5 Metal Color - Black Sandtex (BSX), Pewter (PEW), Soft Nickel (SNK) or Stardust Silver (STS)
- 6 Optional Rubber Cushion Nylon Glides - no upcharge
- 7 Product Options

3 Wood Finish Options:

Cherry	Maple	Walnut
BRL Barley	ALM Ale Medium	AUB Auburn
BBM Bourbon Medium	BUT Butterscotch	ESP Espresso
BRM Brighton Medium	CIN Cinnamon	MCH Mocha*
CLA Classic	FLX Flax	NTO Night Owl*
CLL Collectors*	VEN Venetian	SIE Sienna*
EAR Earthy	TOF Toffee	
HRV Harvest*	TRF Truffle*	
LGC Legacy		
PRL Praline*	*finishes with coordinating	
SAF Saffron	laminate top option	
Double Cut		
COF Coffee	GRH Graphite	
CRM Cremello	KHK Khaki	
FOS Fossil	STU Studio Teak	

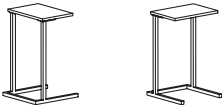
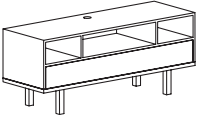
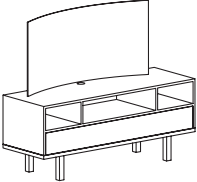
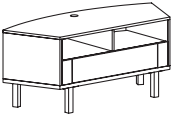
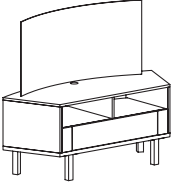
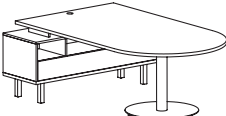
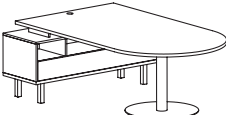
Specifications

- Wood species - Cherry, Maple, Walnut or Double Cut.
- Ottomans have 2" high density polyurethane foam.
- Plywood construction with locking tenons, glue and screws.
- Metal legs are 16 gauge steel tube with metal leveling glides.

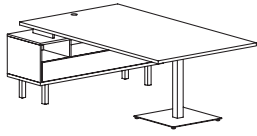
When ordering Quickship products, place a "Q" in front of model number.
 Example: QVV3072DD

NOW!
 Need it.
 JSI Quickship

- 4 See a selection of graded in fabric manufacturers and patterns on pages 20-28 Contact Customer Service for additional fabric options.

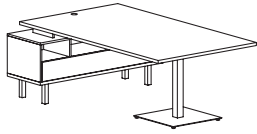
Description	D	W	H	CTN WT	CU FT	① Model	List Price
Pull Up Table  <ul style="list-style-type: none"> · ¾" top thickness · 12" top depth · double cut veneer available; specify and add \$54 list 	17	17	27	15	3	CT1717LTT	\$1,090
Media Cabinet  <ul style="list-style-type: none"> · one surface grommet · lower hinged access panel · double cut veneer available; specify and add \$231 list 	20	60	25	140	22	CT2060M	\$2,122
Media Cabinet  <ul style="list-style-type: none"> · frosted acrylic screen - ¼"d x 50"w x 26"h · one surface grommet · lower hinged access panel · double cut veneer available; specify and add \$231 list 	20	60	25	140	22	CT2060MAS	\$2,473
Media Cabinet  <ul style="list-style-type: none"> · 45 degree radius · 77" outside radius · 24 ⅝" deep at deepest point · 45" front width · one surface grommet · lower hinged access panel · double cut veneer available; specify and add \$231 list 	20	60	25	130	23	CT2060MC	\$2,108
Media Cabinet  <ul style="list-style-type: none"> · frosted acrylic screen - ¼"d x 50"w x 26"h · 45 degree radius · 77" outside radius · 24 ⅝" deep at deepest point · 45" front width · one surface grommet · lower hinged access panel · double cut veneer available; specify and add \$231 list 	20	60	25	130	23	CT2060MCAS	\$2,461
Media Activity Center  <ul style="list-style-type: none"> · bullet shape top · one surface grommet · base has a 4" diameter column with 24" diameter disc · R3 edge on worksurface · top thickness 1 ⅜" · worksurface height 29" · media cabinet included · double cut veneer available; specify and add \$344 list 	84	60	29	335	40	CT6084MACB	\$3,870
Media Activity Center  <ul style="list-style-type: none"> · bullet shape top · one surface grommet · base has a 4" diameter column with 24" diameter disc · R3 edge on worksurface · top thickness 1 ⅜" · worksurface height 29" · media cabinet included · double cut veneer available; specify and add \$344 list 	72	60	29	310	39	CT6072MACB	\$3,727

Description	D	W	H	CTN WT	CU FT	1 Model	List Price
Media Activity Center	84	60	29	344	40	CT6084MACR	\$4,118



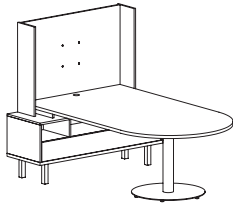
- rectangular shape top
- one surface grommet
- base has a 3" x 3" square column with an 18" x 18" square base
- R3 edge on worksurface
- top thickness 1 3/16"
- worksurface height 29"
- media cabinet included
- double cut veneer available; specify and add \$344 list

Media Activity Center	72	60	29	319	39	CT6072MACR	\$3,974
-----------------------	----	----	----	-----	----	------------	---------



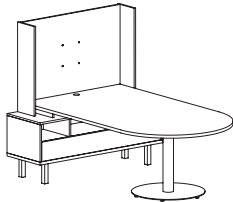
- rectangular shape top
- one surface grommet
- base has a 3" x 3" square column with an 18" x 18" square base
- R3 edge on worksurface
- top thickness 1 3/16"
- worksurface height 29"
- media cabinet included
- double cut veneer available; specify and add \$344 list

Media Activity Center	84	60	29	350	40	CT6084MACBW	\$4,693
-----------------------	----	----	----	-----	----	-------------	---------



- bullet shape top
- one surface grommet
- base has a 4" diameter column with 24" diameter disc
- R3 edge on worksurface
- top thickness 1 3/16"
- worksurface height 29"
- back wall panel is 31" high from top of worksurface to top of panel
- back wall panel is 48" wide, from inside panel to inside panel
- back wall ships KD
- media cabinet and TV mount included
- TV not included
- double cut veneer available; specify and add \$344 list

Media Activity Center	72	60	29	325	29	CT6072MACBW	\$4,549
-----------------------	----	----	----	-----	----	-------------	---------



- bullet shape top
- one surface grommet
- base has a 4" diameter column with 24" diameter disc
- R3 edge on worksurface
- top thickness 1 3/16"
- worksurface height 29"
- back wall panel is 31" high from top of worksurface to top of panel
- back wall panel is 48" wide, from inside panel to inside panel
- back wall ships KD
- media cabinet and TV mount included
- TV not included
- double cut veneer available; specify and add \$344 list

To Order, Specify:

- 1 Model Number
- 2 Wood Species - Cherry (CH1), Maple (MA1), Walnut (WA1) or Double Cut (DC1)
- 3 Wood Finish
- 4 Metal Leg Color - Black Sandtex (BSX), Pewter (PEW), Soft Nickel (SNK) or Stardust Silver (STS)
- 5 Optional Coordinating Wood Grain Laminate Available on Main Horizontal Surface - no upcharge. Finishes with an asterisk have a coordinating laminate available
- 6 Optional Rubber Cushion Nylon Glides - no upcharge
- 7 Product Options

3 Wood Finish Options:

Cherry	Maple	Walnut
BRL Barley	ALM Ale Medium	AUB Auburn
BBM Bourbon Medium	BUT Butterscotch	ESP Espresso
BRM Brighton Medium	CIN Cinnamon	MCH Mocha*
CLA Classic	FLX Flax	NTO Night Owl*
CLL Collectors*	VEN Venetian	SIE Sienna*
EAR Earthy	TOF Toffee	
HRV Harvest*	TRF Truffle*	
LGC Legacy		
PRL Praline*	*finishes with coordinating laminate top option	
SAF Saffron		

Double Cut

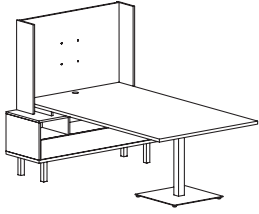
COF Coffee	GRH Graphite
CRM Cremello	KHK Khaki
FOS Fossil	STU Studio Teak

- 4 See a selection of graded in fabric manufacturers and patterns on pages 20-28 Contact Customer Service for additional fabric options.

Specifications

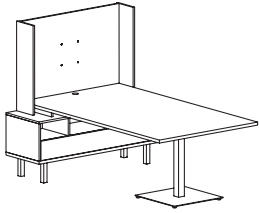
- Wood species - Cherry, Maple, Walnut or Double Cut. Plywood construction with locking tenons, glue and screws.
- Linking bracket included.
- Metal legs are 16 gauge steel tube with metal leveling glides.

Description	D	W	H	CTN WT	CU FT	① Model	List Price
Media Activity Center	84	60	29	359	40	CT6084MACRW	\$4,798

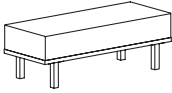
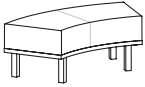
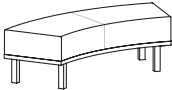


- rectangular shape top
- one surface grommet
- base has a 3" x 3" square column with an 18" x 18" square base
- R3 edge on worksurface
- top thickness 1 3/16"
- worksurface height 29"
- back wall panel is 31" high from top of worksurface to top of panel
- back wall panel is 48" wide, from inside panel to inside panel
- back wall ships KD
- media cabinet and TV mount included
- double cut veneer available; specify and add \$344 list

Media Activity Center	72	60	29	329	39	CT6072MACRW	\$4,798
-----------------------	----	----	----	-----	----	--------------------	---------



- rectangular shape top
- one surface grommet
- base has a 3" x 3" square column with an 18" x 18" square base
- R3 edge on worksurface
- top thickness 1 3/16"
- worksurface height 29"
- back wall panel is 31" high from top of worksurface to top of panel
- back wall panel is 48" wide, from inside panel to inside panel
- back wall ships KD
- media cabinet and TV mount included
- double cut veneer available; specify and add \$344 list

Description	1 Model	Specifications	List Price Per Grade																																						
Media Bench 	CTR20500 · used with media cabinet · double cut veneer available; specify and add \$105 list	<table border="1"> <thead> <tr> <th>Dimensions</th> <th>D</th> <th>W</th> <th>H</th> </tr> </thead> <tbody> <tr> <td>Overall</td> <td>20</td> <td>50</td> <td>18</td> </tr> <tr> <td>Seat</td> <td>20</td> <td>50</td> <td></td> </tr> </tbody> </table>	Dimensions	D	W	H	Overall	20	50	18	Seat	20	50		<table border="1"> <tbody> <tr><td>COM</td><td>\$1,387</td></tr> <tr><td>A</td><td>\$1,427</td></tr> <tr><td>B</td><td>\$1,462</td></tr> <tr><td>COL/C</td><td>\$1,523</td></tr> <tr><td>D</td><td>\$1,602</td></tr> <tr><td>E</td><td>\$1,682</td></tr> <tr><td>F</td><td>\$1,806</td></tr> <tr><td>G</td><td>\$1,940</td></tr> <tr><td>H</td><td>\$2,079</td></tr> <tr><td>I</td><td>\$2,301</td></tr> <tr><td>J</td><td>\$2,565</td></tr> <tr><td>L1</td><td>\$2,141</td></tr> <tr><td>L2</td><td>\$2,328</td></tr> </tbody> </table>	COM	\$1,387	A	\$1,427	B	\$1,462	COL/C	\$1,523	D	\$1,602	E	\$1,682	F	\$1,806	G	\$1,940	H	\$2,079	I	\$2,301	J	\$2,565	L1	\$2,141	L2	\$2,328
		Dimensions	D	W	H																																				
Overall	20	50	18																																						
Seat	20	50																																							
COM	\$1,387																																								
A	\$1,427																																								
B	\$1,462																																								
COL/C	\$1,523																																								
D	\$1,602																																								
E	\$1,682																																								
F	\$1,806																																								
G	\$1,940																																								
H	\$2,079																																								
I	\$2,301																																								
J	\$2,565																																								
L1	\$2,141																																								
L2	\$2,328																																								
<table border="1"> <thead> <tr> <th>Upholstery</th> <th colspan="2">Shipping</th> </tr> </thead> <tbody> <tr> <td>COM Ydg</td> <td>1 ½</td> <td>Ctn Wt 52</td> </tr> <tr> <td>COL Sq Ft</td> <td>35</td> <td>Cu Ft 11</td> </tr> </tbody> </table>	Upholstery	Shipping		COM Ydg	1 ½	Ctn Wt 52	COL Sq Ft	35	Cu Ft 11																																
Upholstery	Shipping																																								
COM Ydg	1 ½	Ctn Wt 52																																							
COL Sq Ft	35	Cu Ft 11																																							
Curved Media Bench 	CTI20420 · 45 degree · 42" inside radius · 62" outside radius · used with media cabinet · double cut veneer available; specify and add \$105 list	<table border="1"> <thead> <tr> <th>Dimensions</th> <th>D</th> <th>W</th> <th>H</th> </tr> </thead> <tbody> <tr> <td>Overall</td> <td>20</td> <td></td> <td>18</td> </tr> <tr> <td>Seat</td> <td>20</td> <td></td> <td></td> </tr> </tbody> </table>	Dimensions	D	W	H	Overall	20		18	Seat	20			<table border="1"> <tbody> <tr><td>COM</td><td>\$1,644</td></tr> <tr><td>A</td><td>\$1,688</td></tr> <tr><td>B</td><td>\$1,731</td></tr> <tr><td>COL/C</td><td>\$1,803</td></tr> <tr><td>D</td><td>\$1,896</td></tr> <tr><td>E</td><td>\$1,988</td></tr> <tr><td>F</td><td>\$2,133</td></tr> <tr><td>G</td><td>\$2,289</td></tr> <tr><td>H</td><td>\$2,453</td></tr> <tr><td>I</td><td>\$2,711</td></tr> <tr><td>J</td><td>\$3,023</td></tr> <tr><td>L1</td><td>\$2,525</td></tr> <tr><td>L2</td><td>\$2,742</td></tr> </tbody> </table>	COM	\$1,644	A	\$1,688	B	\$1,731	COL/C	\$1,803	D	\$1,896	E	\$1,988	F	\$2,133	G	\$2,289	H	\$2,453	I	\$2,711	J	\$3,023	L1	\$2,525	L2	\$2,742
		Dimensions	D	W	H																																				
Overall	20		18																																						
Seat	20																																								
COM	\$1,644																																								
A	\$1,688																																								
B	\$1,731																																								
COL/C	\$1,803																																								
D	\$1,896																																								
E	\$1,988																																								
F	\$2,133																																								
G	\$2,289																																								
H	\$2,453																																								
I	\$2,711																																								
J	\$3,023																																								
L1	\$2,525																																								
L2	\$2,742																																								
<table border="1"> <thead> <tr> <th>Upholstery</th> <th colspan="2">Shipping</th> </tr> </thead> <tbody> <tr> <td>COM Ydg</td> <td>1 ¾</td> <td>Ctn Wt 51</td> </tr> <tr> <td>COL Sq Ft</td> <td>41</td> <td>Cu Ft 12</td> </tr> </tbody> </table>	Upholstery	Shipping		COM Ydg	1 ¾	Ctn Wt 51	COL Sq Ft	41	Cu Ft 12																																
Upholstery	Shipping																																								
COM Ydg	1 ¾	Ctn Wt 51																																							
COL Sq Ft	41	Cu Ft 12																																							
Curved Media Bench 	CTI20570 · 45 degree · 57" inside radius · 77" outside radius · used with media cabinet · double cut veneer available; specify and add \$105 list	<table border="1"> <thead> <tr> <th>Dimensions</th> <th>D</th> <th>W</th> <th>H</th> </tr> </thead> <tbody> <tr> <td>Overall</td> <td>20</td> <td></td> <td>18</td> </tr> <tr> <td>Seat</td> <td>20</td> <td></td> <td></td> </tr> </tbody> </table>	Dimensions	D	W	H	Overall	20		18	Seat	20			<table border="1"> <tbody> <tr><td>COM</td><td>\$1,656</td></tr> <tr><td>A</td><td>\$1,705</td></tr> <tr><td>B</td><td>\$1,751</td></tr> <tr><td>COL/C</td><td>\$1,834</td></tr> <tr><td>D</td><td>\$1,941</td></tr> <tr><td>E</td><td>\$2,046</td></tr> <tr><td>F</td><td>\$2,212</td></tr> <tr><td>G</td><td>\$2,390</td></tr> <tr><td>H</td><td>\$2,578</td></tr> <tr><td>I</td><td>\$2,872</td></tr> <tr><td>J</td><td>\$3,226</td></tr> <tr><td>L1</td><td>\$2,660</td></tr> <tr><td>L2</td><td>\$2,907</td></tr> </tbody> </table>	COM	\$1,656	A	\$1,705	B	\$1,751	COL/C	\$1,834	D	\$1,941	E	\$2,046	F	\$2,212	G	\$2,390	H	\$2,578	I	\$2,872	J	\$3,226	L1	\$2,660	L2	\$2,907
		Dimensions	D	W	H																																				
Overall	20		18																																						
Seat	20																																								
COM	\$1,656																																								
A	\$1,705																																								
B	\$1,751																																								
COL/C	\$1,834																																								
D	\$1,941																																								
E	\$2,046																																								
F	\$2,212																																								
G	\$2,390																																								
H	\$2,578																																								
I	\$2,872																																								
J	\$3,226																																								
L1	\$2,660																																								
L2	\$2,907																																								
<table border="1"> <thead> <tr> <th>Upholstery</th> <th colspan="2">Shipping</th> </tr> </thead> <tbody> <tr> <td>COM Ydg</td> <td>2</td> <td>Ctn Wt 54</td> </tr> <tr> <td>COL Sq Ft</td> <td>46</td> <td>Cu Ft 16</td> </tr> </tbody> </table>	Upholstery	Shipping		COM Ydg	2	Ctn Wt 54	COL Sq Ft	46	Cu Ft 16																																
Upholstery	Shipping																																								
COM Ydg	2	Ctn Wt 54																																							
COL Sq Ft	46	Cu Ft 16																																							

To Order, Specify:

- 1 Model Number
- 2 Wood Species - Cherry (CH1), Maple (MA1), Walnut (WA1) or Double Cut (DC1)
- 3 Wood Finish
- 4 Fabric Selection - vendor, pattern and color
- 5 Metal Leg Color - Black Sandtex (BSX), Pewter (PEW), Soft Nickel (SNK) or Stardust Silver (STS)
- 6 Optional Coordinating Wood Grain Laminate Available on Worksurface - no upcharge. Finishes with an asterisk have a coordinating laminate available
- 7 Optional Rubber Cushion Nylon Glides - no upcharge
- 8 Product Options

3 Wood Finish Options:

Cherry	Maple	Walnut
BRL Barley	ALM Ale Medium	AUB Auburn
BBM Bourbon Medium	BUT Butterscotch	ESP Espresso
BRM Brighton Medium	CIN Cinnamon	MCH Mocha*
CLA Classic	FLX Flax	NTO Night Owl*
CLL Collectors*	VEN Venetian	SIE Sienna*
EAR Earthy	TOF Toffee	
HRV Harvest*	TRF Truffle*	
LGC Legacy		
PRL Praline*		
SAF Saffron		

*finishes with coordinating laminate top option

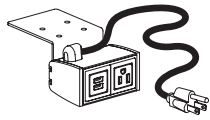
Double Cut	GRH Graphite
COF Coffee	KHK Khaki
CRM Cremello	STU Studio Teak
FOS Fossil	

Specifications

- Wood species - Cherry, Maple, Walnut or Double Cut.
- Seat has synthetic sheet webbing with cross strap reinforcement, 4 ¼" high density polyurethane foam.
- Plywood construction with locking tenons, glue and screws.
- Linking bracket included.
- Metal legs are 16 gauge steel tube with metal leveling glides.

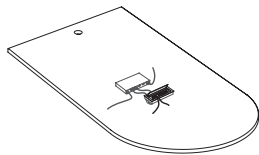
4 See a selection of graded in fabric manufacturers and patterns on pages 20-28 Contact Customer Service for additional fabric options.

Description	D	W	H	CTN WT	CU FT	① Model	List Price
Power Center Under Mount	6	3 5/8	2 1/2	4	1	EC21	\$546



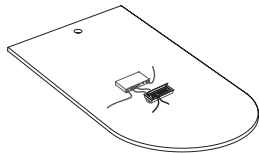
- mounts under platform or surface
- field installable
- one power receptacle - 110 volt, one dual USB port
- 10' power cord with molded plug
- specify Black (B) or White (W) finish

DropShare	5 1/2	8 1/2	3 1/2	5	3	DROP12	\$5,490
------------------	-------	-------	-------	---	---	---------------	----------------



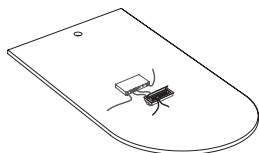
- used in Media Activity Center
- mounts in pre-determined standard location
- single sided unit with (2) receptacles and (2) Drop Share cords
- cord extends 48" from grommet in worksurface
- 6' power cord for receptacles
- control module mounts under worksurface
- module includes transformer with 6' power cord and (1) HDMI output for connection to monitor
- HDMI cable not included
- silver finish

DropShare	5 1/2	11 1/2	3 1/2	5	3	DROP14	\$7,587
------------------	-------	--------	-------	---	---	---------------	----------------






- used in Media Activity Center
- mounts in pre-determined standard location
- single sided unit with (2) receptacles and (4) Drop Share cords
- cord extends 48" from grommet in worksurface
- 6' power cord for receptacles
- control module mounts under worksurface
- module includes transformer with 6' power cord and (1) HDMI output for connection to monitor
- HDMI cable not included
- silver finish

DropShare	8 1/2	10 1/2	3 1/2	7	3	DROP24	\$8,146
------------------	-------	--------	-------	---	---	---------------	----------------



- used in Media Activity Center
- mounts in pre-determined standard location
- dual sided unit with (4) receptacles and (4) Drop Share cords
- cord extends 48" from grommet in worksurface
- 6' power cord for receptacles
- control module mounts under worksurface
- module includes transformer with 6' power cord and (1) HDMI output for connection to monitor
- HDMI cable not included
- silver finish

Description	D	W	H	CTN WT	CU FT	① Model	List Price
 <p>Mini Power and Data Tilt Up</p> <ul style="list-style-type: none"> · fluid one touch tilt up access · one power receptacle - 120 volt; 15 amp and one opening for voice/data port · adapter kit provided to accept jack from most manufacturers · 72" power cord with molded plug · drop in field installation required · UL listed component · available in Silver finish · cut out provided in Media Activity Center at specified location 	4 ¼	5 ½		6	1	EC10	\$428
 <p>Mini Power Tilt Up</p> <ul style="list-style-type: none"> · fluid one touch tilt up access · two power receptacles - 120 volt; 15 amp · 72" power cord with molded plug · drop in field installation required · UL listed component · available in Silver finish · cut out provided in Media Activity Center at specified location 	4 ¼	5 ½		6	1	EC11	\$446
 <p>Mini Power and USB Tilt Up</p> <ul style="list-style-type: none"> · fluid one touch tilt up access · one power receptacle - 120 volt; 15 amp dual powered USB · 72" power cord with molded plug · drop in field installation required · UL listed component · available in Silver finish · cut out provided in Media Activity Center at specified location 	4 ¼	5 ½		6	1	EC12	\$555

To Order, Specify:

① Model Number

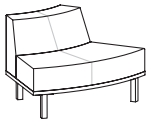
Description

Model

Specifications

List Price Per Grade

45° Curved Seat Low Back



CT032301

- 30" outside radius
- 62" inside radius
- COM based on single fabric
- multiple fabrics, see pages 204-206 for yardage requirements
- see pages 212-217 for application
- double cut veneer available; specify and add \$105 list

Dimensions	D	W	H
Overall	32		30½
Seat	20		18
Upholstery		Shipping	
COM Ydg	3	Ctn Wt	90
COL Sq Ft	69	Cu Ft	27

COM	\$2,337
A	\$2,406
B	\$2,479
COL/C	\$2,603
D	\$2,761
E	\$2,922
F	\$3,168
G	\$3,433
H	\$3,716
I	\$4,158
J	\$4,690
L1	\$3,841
L2	\$4,212

45° Curved Seat Mid Back



CT032302

- 30" outside radius
- 62" inside radius
- COM based on single fabric
- multiple fabrics, see pages 204-206 for yardage requirements
- see pages 212-217 for application
- double cut veneer available; specify and add \$105 list

Dimensions	D	W	H
Overall	32		37½
Seat	20		18
Upholstery		Shipping	
COM Ydg	3¼	Ctn Wt	95
COL Sq Ft	75	Cu Ft	35

COM	\$2,526
A	\$2,604
B	\$2,680
COL/C	\$2,813
D	\$2,987
E	\$3,159
F	\$3,428
G	\$3,715
H	\$4,022
I	\$4,501
J	\$5,077
L1	\$4,156
L2	\$4,558

45° Curved Seat High Back



CT032303

- 30" outside radius
- 62" inside radius
- 7" high headrest
- COM based on single fabric
- multiple fabrics, see pages 204-206 for yardage requirements
- see pages 212-217 for application
- double cut veneer available; specify and add \$105 list

Dimensions	D	W	H
Overall	32		44½
Seat	20		18
Upholstery		Shipping	
COM Ydg	4	Ctn Wt	102
COL Sq Ft	92	Cu Ft	42

COM	\$2,717
A	\$2,805
B	\$2,901
COL/C	\$3,065
D	\$3,277
E	\$3,489
F	\$3,819
G	\$4,174
H	\$4,551
I	\$5,140
J	\$5,847
L1	\$4,715
L2	\$5,211

45° Curved Seat High Back


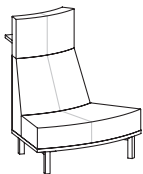



CT032304

- 30" outside radius
- 62" inside radius
- 7" high headrest
- 41¾" high stand up surface
- COM based on single fabric
- multiple fabrics, see pages 204-206 for yardage requirements
- see pages 212-217 for application
- double cut veneer available; specify and add \$105 list

Dimensions	D	W	H
Overall	42		44½
Seat	20		18
Upholstery		Shipping	
COM Ydg	4	Ctn Wt	132
COL Sq Ft	92	Cu Ft	52

COM	\$3,759
A	\$3,862
B	\$3,959
COL/C	\$4,122
D	\$4,334
E	\$4,545
F	\$4,877
G	\$5,230
H	\$5,608
I	\$6,199
J	\$6,905
L1	\$5,772
L2	\$6,268

Description	Model	Specifications	List Price Per Grade												
45° Curved Seat Privacy Back 	CT032305 • 30" outside radius • 62" inside radius • 14" high headrest • COM based on single fabric • multiple fabrics, see pages 204-206 for yardage requirements • see pages 212-217 for application • double cut veneer available; specify and add \$105 list	<table border="1"> <thead> <tr> <th>Dimensions</th> <th>D</th> <th>W</th> <th>H</th> </tr> </thead> <tbody> <tr> <td>Overall</td> <td>32</td> <td></td> <td>51 1/2</td> </tr> <tr> <td>Seat</td> <td>20</td> <td></td> <td>18</td> </tr> </tbody> </table>	Dimensions	D	W	H	Overall	32		51 1/2	Seat	20		18	COM \$2,907 A \$3,002 B \$3,102 COL/C \$3,277 D \$3,504 E \$3,728 F \$4,079 G \$4,455 H \$4,856 I \$5,482 J \$6,233 L1 \$5,032 L2 \$5,559
		Dimensions	D	W	H										
Overall	32		51 1/2												
Seat	20		18												
<table border="1"> <thead> <tr> <th>Upholstery</th> <th colspan="2">Shipping</th> </tr> </thead> <tbody> <tr> <td>COM Ydg</td> <td>4 1/4</td> <td>Ctn Wt 107</td> </tr> <tr> <td>COL Sq Ft</td> <td>98</td> <td>Cu Ft 50</td> </tr> </tbody> </table>	Upholstery	Shipping		COM Ydg	4 1/4	Ctn Wt 107	COL Sq Ft	98	Cu Ft 50						
Upholstery	Shipping														
COM Ydg	4 1/4	Ctn Wt 107													
COL Sq Ft	98	Cu Ft 50													
45° Curved Seat Privacy Back with Stand Up Surface 	CT032306 • 30" outside radius • stand up surface corner; specify square (S) no upcharge or rounded (R) add \$39 list • 62" inside radius • 14" high headrest • 41 3/4" high stand up surface • COM based on single fabric • multiple fabrics, see pages 204-206 for yardage requirements • see pages 212-217 for application • double cut veneer available; specify and add \$105 list	<table border="1"> <thead> <tr> <th>Dimensions</th> <th>D</th> <th>W</th> <th>H</th> </tr> </thead> <tbody> <tr> <td>Overall</td> <td>42</td> <td></td> <td>51 1/2</td> </tr> <tr> <td>Seat</td> <td>20</td> <td></td> <td>18</td> </tr> </tbody> </table>	Dimensions	D	W	H	Overall	42		51 1/2	Seat	20		18	COM \$3,948 A \$4,059 B \$4,158 COL/C \$4,333 D \$4,561 E \$4,785 F \$5,136 G \$5,511 H \$5,913 I \$6,538 J \$7,291 L1 \$6,088 L2 \$6,614
		Dimensions	D	W	H										
Overall	42		51 1/2												
Seat	20		18												
<table border="1"> <thead> <tr> <th>Upholstery</th> <th colspan="2">Shipping</th> </tr> </thead> <tbody> <tr> <td>COM Ydg</td> <td>4 1/4</td> <td>Ctn Wt 137</td> </tr> <tr> <td>COL Sq Ft</td> <td>98</td> <td>Cu Ft 60</td> </tr> </tbody> </table>	Upholstery	Shipping		COM Ydg	4 1/4	Ctn Wt 137	COL Sq Ft	98	Cu Ft 60						
Upholstery	Shipping														
COM Ydg	4 1/4	Ctn Wt 137													
COL Sq Ft	98	Cu Ft 60													
45° Curved Seat Low Back 	CT032451 • 45" outside radius • 77" inside radius • COM based on single fabric • multiple fabrics, see pages 204-206 for yardage requirements • see pages 212-217 for application • double cut veneer available; specify and add \$105 list	<table border="1"> <thead> <tr> <th>Dimensions</th> <th>D</th> <th>W</th> <th>H</th> </tr> </thead> <tbody> <tr> <td>Overall</td> <td>32</td> <td></td> <td>30 1/2</td> </tr> <tr> <td>Seat</td> <td>20</td> <td></td> <td>18</td> </tr> </tbody> </table>	Dimensions	D	W	H	Overall	32		30 1/2	Seat	20		18	COM \$2,385 A \$2,468 B \$2,563 COL/C \$2,728 D \$2,940 E \$3,154 F \$3,484 G \$3,838 H \$4,214 I \$4,804 J \$5,510 L1 \$4,379 L2 \$4,875
		Dimensions	D	W	H										
Overall	32		30 1/2												
Seat	20		18												
<table border="1"> <thead> <tr> <th>Upholstery</th> <th colspan="2">Shipping</th> </tr> </thead> <tbody> <tr> <td>COM Ydg</td> <td>4</td> <td>Ctn Wt 101</td> </tr> <tr> <td>COL Sq Ft</td> <td>92</td> <td>Cu Ft 34</td> </tr> </tbody> </table>	Upholstery	Shipping		COM Ydg	4	Ctn Wt 101	COL Sq Ft	92	Cu Ft 34						
Upholstery	Shipping														
COM Ydg	4	Ctn Wt 101													
COL Sq Ft	92	Cu Ft 34													

To Order, Specify:

- Model Number
- Wood Species - Cherry (CH1), Maple (MA1), Walnut (WA1) or Double Cut (DC1)
- Wood Finish
- Laminate Color Selection (Stand Up Surface)
- Surface Corners (Stand Up Surface) - Square (S), no upcharge or Rounded (R), add \$39 list
- Fabric Selection - vendor, pattern and color
 - Seat
 - Back
 - Headrest
- Metal Leg Color - Black Sandtex (BSX), Pewter (PEW), Soft Nickel (SNK) or Stardust Silver (STS)
- Optional Power Center - Flush Mount (EC22) - Black (B) or White (W); \$612 list each, see page 201 for location availability
- Optional Rubber Cushion Nylon Glides - no upcharge
- Product Options

3 Wood Finish Options:

Cherry		Maple		Walnut	
BRL	Barley	ALM	Ale Medium	AUB	Auburn
BBM	Bourbon Medium	BUT	Butterscotch	ESP	Espresso
BRM	Brighton Medium	CIN	Cinnamon	MCH	Mocha*
CLA	Classic	FLX	Flax	NTO	Night Owl*
CLL	Collectors*	VEN	Venetian	SIE	Sienna*
EAR	Earthy	TOF	Toffee		
HRV	Harvest*	TRF	Truffe*		
LGC	Legacy				
PRL	Praline*				
SAF	Saffron				

*finishes with coordinating laminate top option

Double Cut			
COF	Coffee	GRH	Graphite
CRM	Cremello	KHK	Khaki
FOS	Fossil	STU	Studio Teak




4 Laminate Color Selection (Stand Up Surface)


see page 200 for list of laminates


- See a selection of graded in fabric manufacturers and patterns on pages 20-28 Contact Customer Service for additional fabric options.

Specifications

- Wood species - Cherry, Maple, Walnut or Double Cut. Seat has synthetic sheet webbing with cross strap reinforcement, 4 1/4" high density polyurethane foam.
- Back has high density polyurethane foam.
- Plywood construction with locking tenons, glue and screws.
- Linking bracket included.
- Metal legs are 16 gauge steel tube with metal leveling glides.
- 3/4" thick 10" deep laminate stand up surface with coordinating 3mm PVC edge supported by steel columns, 42" surface height.

Description	① Model	Specifications	List Price Per Grade																																						
45° Curved Seat Mid Back 	CT032452 · 45" outside radius · 77" inside radius · COM based on single fabric · multiple fabrics, see pages 204-206 for yardage requirements · see pages 212-217 for application · double cut veneer available; specify and add \$105 list	<table border="1"> <thead> <tr> <th>Dimensions</th> <th>D</th> <th>W</th> <th>H</th> </tr> </thead> <tbody> <tr> <td>Overall</td> <td>32</td> <td></td> <td>37 1/2</td> </tr> <tr> <td>Seat</td> <td>20</td> <td></td> <td>18</td> </tr> </tbody> </table>	Dimensions	D	W	H	Overall	32		37 1/2	Seat	20		18	<table border="1"> <tbody> <tr><td>COM</td><td>\$2,575</td></tr> <tr><td>A</td><td>\$2,669</td></tr> <tr><td>B</td><td>\$2,773</td></tr> <tr><td>COL/C</td><td>\$2,959</td></tr> <tr><td>D</td><td>\$3,198</td></tr> <tr><td>E</td><td>\$3,437</td></tr> <tr><td>F</td><td>\$3,809</td></tr> <tr><td>G</td><td>\$4,207</td></tr> <tr><td>H</td><td>\$4,632</td></tr> <tr><td>I</td><td>\$5,293</td></tr> <tr><td>J</td><td>\$6,090</td></tr> <tr><td>L1</td><td>\$4,816</td></tr> <tr><td>L2</td><td>\$5,373</td></tr> </tbody> </table>	COM	\$2,575	A	\$2,669	B	\$2,773	COL/C	\$2,959	D	\$3,198	E	\$3,437	F	\$3,809	G	\$4,207	H	\$4,632	I	\$5,293	J	\$6,090	L1	\$4,816	L2	\$5,373
		Dimensions	D	W	H																																				
Overall	32		37 1/2																																						
Seat	20		18																																						
COM	\$2,575																																								
A	\$2,669																																								
B	\$2,773																																								
COL/C	\$2,959																																								
D	\$3,198																																								
E	\$3,437																																								
F	\$3,809																																								
G	\$4,207																																								
H	\$4,632																																								
I	\$5,293																																								
J	\$6,090																																								
L1	\$4,816																																								
L2	\$5,373																																								
<table border="1"> <thead> <tr> <th>Upholstery</th> <th colspan="3">Shipping</th> </tr> </thead> <tbody> <tr> <td>COM Ydg</td> <td>4 1/2</td> <td>Ctn Wt</td> <td>106</td> </tr> <tr> <td>COL Sq Ft</td> <td>104</td> <td>Cu Ft</td> <td>44</td> </tr> </tbody> </table>	Upholstery	Shipping			COM Ydg	4 1/2	Ctn Wt	106	COL Sq Ft	104	Cu Ft	44																													
Upholstery	Shipping																																								
COM Ydg	4 1/2	Ctn Wt	106																																						
COL Sq Ft	104	Cu Ft	44																																						
45° Curved Seat High Back 	CT032453 · 45" outside radius · 77" inside radius · 7" high headrest · COM based on single fabric · multiple fabrics, see pages 204-206 for yardage requirements · see pages 212-217 for application · double cut veneer available; specify and add \$105 list	<table border="1"> <thead> <tr> <th>Dimensions</th> <th>D</th> <th>W</th> <th>H</th> </tr> </thead> <tbody> <tr> <td>Overall</td> <td>32</td> <td></td> <td>44 1/2</td> </tr> <tr> <td>Seat</td> <td>20</td> <td></td> <td>18</td> </tr> </tbody> </table>	Dimensions	D	W	H	Overall	32		44 1/2	Seat	20		18	<table border="1"> <tbody> <tr><td>COM</td><td>\$2,765</td></tr> <tr><td>A</td><td>\$2,873</td></tr> <tr><td>B</td><td>\$3,002</td></tr> <tr><td>COL/C</td><td>\$3,229</td></tr> <tr><td>D</td><td>\$3,521</td></tr> <tr><td>E</td><td>\$3,812</td></tr> <tr><td>F</td><td>\$4,267</td></tr> <tr><td>G</td><td>\$4,753</td></tr> <tr><td>H</td><td>\$5,272</td></tr> <tr><td>I</td><td>\$6,083</td></tr> <tr><td>J</td><td>\$7,055</td></tr> <tr><td>L1</td><td>\$5,499</td></tr> <tr><td>L2</td><td>\$6,179</td></tr> </tbody> </table>	COM	\$2,765	A	\$2,873	B	\$3,002	COL/C	\$3,229	D	\$3,521	E	\$3,812	F	\$4,267	G	\$4,753	H	\$5,272	I	\$6,083	J	\$7,055	L1	\$5,499	L2	\$6,179
		Dimensions	D	W	H																																				
Overall	32		44 1/2																																						
Seat	20		18																																						
COM	\$2,765																																								
A	\$2,873																																								
B	\$3,002																																								
COL/C	\$3,229																																								
D	\$3,521																																								
E	\$3,812																																								
F	\$4,267																																								
G	\$4,753																																								
H	\$5,272																																								
I	\$6,083																																								
J	\$7,055																																								
L1	\$5,499																																								
L2	\$6,179																																								
<table border="1"> <thead> <tr> <th>Upholstery</th> <th colspan="3">Shipping</th> </tr> </thead> <tbody> <tr> <td>COM Ydg</td> <td>5 1/2</td> <td>Ctn Wt</td> <td>113</td> </tr> <tr> <td>COL Sq Ft</td> <td>127</td> <td>Cu Ft</td> <td>54</td> </tr> </tbody> </table>	Upholstery	Shipping			COM Ydg	5 1/2	Ctn Wt	113	COL Sq Ft	127	Cu Ft	54																													
Upholstery	Shipping																																								
COM Ydg	5 1/2	Ctn Wt	113																																						
COL Sq Ft	127	Cu Ft	54																																						
45° Curved Seat High Back with Stand Up Surface 	CT032454 · 45" outside radius · stand up surface corner; specify square (S) no upcharge or rounded (R) add \$39 list · 77" inside radius · 7" high headrest · 41 3/4" high stand up surface · COM based on single fabric · multiple fabrics, see pages 204-206 for yardage requirements · see pages 212-217 for application · double cut veneer available; specify and add \$105 list	<table border="1"> <thead> <tr> <th>Dimensions</th> <th>D</th> <th>W</th> <th>H</th> </tr> </thead> <tbody> <tr> <td>Overall</td> <td>42</td> <td></td> <td>44 1/2</td> </tr> <tr> <td>Seat</td> <td>20</td> <td></td> <td>18</td> </tr> </tbody> </table>	Dimensions	D	W	H	Overall	42		44 1/2	Seat	20		18	<table border="1"> <tbody> <tr><td>COM</td><td>\$3,831</td></tr> <tr><td>A</td><td>\$3,954</td></tr> <tr><td>B</td><td>\$4,084</td></tr> <tr><td>COL/C</td><td>\$4,310</td></tr> <tr><td>D</td><td>\$4,602</td></tr> <tr><td>E</td><td>\$4,896</td></tr> <tr><td>F</td><td>\$5,347</td></tr> <tr><td>G</td><td>\$5,836</td></tr> <tr><td>H</td><td>\$6,352</td></tr> <tr><td>I</td><td>\$7,164</td></tr> <tr><td>J</td><td>\$8,137</td></tr> <tr><td>L1</td><td>\$6,581</td></tr> <tr><td>L2</td><td>\$7,261</td></tr> </tbody> </table>	COM	\$3,831	A	\$3,954	B	\$4,084	COL/C	\$4,310	D	\$4,602	E	\$4,896	F	\$5,347	G	\$5,836	H	\$6,352	I	\$7,164	J	\$8,137	L1	\$6,581	L2	\$7,261
		Dimensions	D	W	H																																				
Overall	42		44 1/2																																						
Seat	20		18																																						
COM	\$3,831																																								
A	\$3,954																																								
B	\$4,084																																								
COL/C	\$4,310																																								
D	\$4,602																																								
E	\$4,896																																								
F	\$5,347																																								
G	\$5,836																																								
H	\$6,352																																								
I	\$7,164																																								
J	\$8,137																																								
L1	\$6,581																																								
L2	\$7,261																																								
<table border="1"> <thead> <tr> <th>Upholstery</th> <th colspan="3">Shipping</th> </tr> </thead> <tbody> <tr> <td>COM Ydg</td> <td>5 1/2</td> <td>Ctn Wt</td> <td>143</td> </tr> <tr> <td>COL Sq Ft</td> <td>127</td> <td>Cu Ft</td> <td>64</td> </tr> </tbody> </table>	Upholstery	Shipping			COM Ydg	5 1/2	Ctn Wt	143	COL Sq Ft	127	Cu Ft	64																													
Upholstery	Shipping																																								
COM Ydg	5 1/2	Ctn Wt	143																																						
COL Sq Ft	127	Cu Ft	64																																						

Description	1 Model	Specifications	List Price Per Grade												
45° Curved Seat Privacy Back 	CT032455 • 45" outside radius • 77" inside radius • 14" high headrest • COM based on single fabric • multiple fabrics, see pages 204-206 for yardage requirements • see pages 212-217 for application • double cut veneer available; specify and add \$105 list	<table border="1"> <thead> <tr> <th>Dimensions</th> <th>D</th> <th>W</th> <th>H</th> </tr> </thead> <tbody> <tr> <td>Overall</td> <td>32</td> <td></td> <td>51 1/2</td> </tr> <tr> <td>Seat</td> <td>20</td> <td></td> <td>18</td> </tr> </tbody> </table>	Dimensions	D	W	H	Overall	32		51 1/2	Seat	20		18	COM \$2,956 A \$3,072 B \$3,212 COL/C \$3,460 D \$3,777 E \$4,096 F \$4,594 G \$5,124 H \$5,689 I \$6,573 J \$7,634 L1 \$5,936 L2 \$6,679
		Dimensions	D	W	H										
Overall	32		51 1/2												
Seat	20		18												
<table border="1"> <thead> <tr> <th>Upholstery</th> <th colspan="2">Shipping</th> </tr> </thead> <tbody> <tr> <td>COM Ydg</td> <td>6</td> <td>Ctn Wt 118</td> </tr> <tr> <td>COL Sq Ft</td> <td>138</td> <td>Cu Ft 63</td> </tr> </tbody> </table>	Upholstery	Shipping		COM Ydg	6	Ctn Wt 118	COL Sq Ft	138	Cu Ft 63						
Upholstery	Shipping														
COM Ydg	6	Ctn Wt 118													
COL Sq Ft	138	Cu Ft 63													

Description	1 Model	Specifications	List Price Per Grade												
45° Curved Seat Privacy Back with Stand Up Surface 	CT032456 • 45" outside radius • stand up surface corner; specify square (S) no upcharge or rounded (R) add \$39 list • 77" inside radius • 14" high headrest • 41 3/4" high stand up surface • COM based on single fabric • multiple fabrics, see pages 204-206 for yardage requirements • see pages 212-217 for application • double cut veneer available; specify and add \$105 list	<table border="1"> <thead> <tr> <th>Dimensions</th> <th>D</th> <th>W</th> <th>H</th> </tr> </thead> <tbody> <tr> <td>Overall</td> <td>42</td> <td></td> <td>51 1/2</td> </tr> <tr> <td>Seat</td> <td>20</td> <td></td> <td>18</td> </tr> </tbody> </table>	Dimensions	D	W	H	Overall	42		51 1/2	Seat	20		18	COM \$4,021 A \$4,153 B \$4,294 COL/C \$4,541 D \$4,860 E \$5,178 F \$5,672 G \$6,205 H \$6,771 I \$7,655 J \$8,715 L1 \$7,017 L2 \$7,760
		Dimensions	D	W	H										
Overall	42		51 1/2												
Seat	20		18												
<table border="1"> <thead> <tr> <th>Upholstery</th> <th colspan="2">Shipping</th> </tr> </thead> <tbody> <tr> <td>COM Ydg</td> <td>6</td> <td>Ctn Wt 148</td> </tr> <tr> <td>COL Sq Ft</td> <td>138</td> <td>Cu Ft 73</td> </tr> </tbody> </table>	Upholstery	Shipping		COM Ydg	6	Ctn Wt 148	COL Sq Ft	138	Cu Ft 73						
Upholstery	Shipping														
COM Ydg	6	Ctn Wt 148													
COL Sq Ft	138	Cu Ft 73													

To Order, Specify:

- 1 Model Number
- 2 Wood Species - Cherry (CH1), Maple (MA1), Walnut (WA1) or Double Cut (DC1)
- 3 Wood Finish
- 4 Laminate Color Selection (Stand Up Surface)
- 5 Surface Corners (Stand Up Surface) - Square (S), no upcharge or Rounded (R), add \$39 list
- 6 Fabric Selection - vendor, pattern and color
 - A. Seat
 - B. Back
 - C. Headrest
- 7 Metal Leg Color - Black Sandtex (BSX), Pewter (PEW), Soft Nickel (SNK) or Stardust Silver (STS)
- 8 Optional Power Center - Flush Mount (EC22) - Black (B) or White (W); \$612 list each, see page 201 for location availability
- 9 Optional Rubber Cushion Nylon Glides - no upcharge
- 10 Product Options

3 Wood Finish Options:

Cherry	Maple	Walnut
BRL Barley	ALM Ale Medium	AUB Auburn
BBM Bourbon Medium	BUT Butterscotch	ESP Espresso
BRM Brighton Medium	CIN Cinnamon	MCH Mocha*
CLA Classic	FLX Flax	NTO Night Owl*
CLL Collectors*	VEN Venetian	SIE Sienna*
EAR Earthy	TOF Toffee	
HRV Harvest*	TRF Truffle*	
LGC Legacy		
PRL Praline*	*finishes with coordinating laminate top option	
SAF Saffron		
Double Cut		
COF Coffee	GRH Graphite	
CRM Cremello	KHK Khaki	
FOS Fossil	STU Studio Teak	

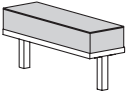
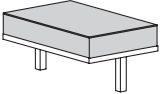
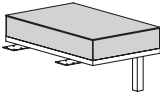
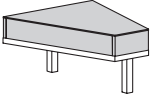
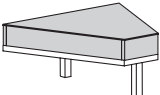
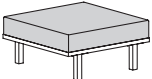
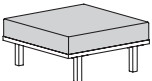
4 Laminate Color Selection (Stand Up Surface)

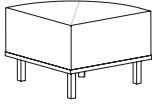
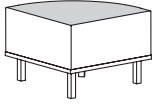
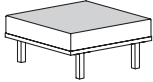
AGA Aged Ash	BGL Brighton Light	PIN Pinnacle Walnut
ALB Alabaster	CLL Collectors	SHD Shadow
ALL Ale Light	DWH Designer White	SLG Slate Grey
BLO Blonde Echo	FLO Florence Walnut	STU Studio Teak
BOL Bourbon Light	GRH Graphite	VIN Vintage
BZW Brazilianwood	HGL High Line	WLH Walnut Heights
BBL Bridal Blanco	OAT Oatmeal Cookie	WEA Weathered Ash

- 5 See a selection of graded in fabric manufacturers and patterns on pages 20-28 Contact Customer Service for additional fabric options.

Specifications

- Wood species - Cherry, Maple, Walnut or Double Cut.
- Seat has synthetic sheet webbing with cross strap reinforcement, 4 1/4" high density polyurethane foam.
- Back has high density polyurethane foam.
- Plywood construction with locking tenons, glue and screws.
- Linking bracket included.
- Metal legs are 16 gauge steel tube with metal leveling glides.
- 3/4" thick 10" deep laminate stand up surface with coordinating 3mm PVC edge supported by steel columns, 42" surface height.

Description	D	W	H	CTN WT	CU FT	① Model	List Price
10" Linking Table  <ul style="list-style-type: none"> · attaches between lounge or bench units · wood top · wood chassis · double cut veneer available; specify and add \$139 list 	32	10	15	36	2	CTR3210CC	\$918
20" Linking Table  <ul style="list-style-type: none"> · attaches between lounge or bench units · wood top · wood chassis · double cut veneer available; specify and add \$139 list 	32	20	15	53	4	CTR3220CC	\$1,047
20" End Table  <ul style="list-style-type: none"> · attaches to end of lounge or bench unit · wood top · wood chassis · double cut veneer available; specify and add \$139 list 	32	20	15	58	10	CTR3220CE	\$1,104
10" - 30° Linking Table  <ul style="list-style-type: none"> · attaches between lounge or bench units to form a 30° connection · wood top · wood chassis · double cut veneer available; specify and add \$139 list 	32	10-26½	15	49	5	CTW30C	\$997
10" - 45° Linking Table  <ul style="list-style-type: none"> · attaches between lounge or bench units to form a 45° connection · wood top · wood chassis · double cut veneer available; specify and add \$139 list 	32	10-34½	15	56	7	CTW45C	\$1,020
Wood Table  <ul style="list-style-type: none"> · 32" square · wood top · wood chassis · straight grain · double cut veneer available; specify and add \$139 list 	32	32	15	78	9	CTS32WS	\$1,163
Wood Table  <ul style="list-style-type: none"> · 32" square · wood top · wood chassis · angled grain · double cut veneer available; specify and add \$139 list 	32	32	15	78	9	CTS32WA	\$1,163

Description	1 Model	Specifications	List Price Per Grade																																		
Upholstered Quarter Round Table 	CTW90U · upholstered top · upholstered chassis · table height is same as arm height · double cut veneer available; specify and add \$105 list	<table border="1"> <thead> <tr> <th>Dimensions</th> <th>D</th> <th>W</th> <th>H</th> </tr> </thead> <tbody> <tr> <td>Overall</td> <td>32</td> <td>32</td> <td>24 1/2</td> </tr> </tbody> </table>	Dimensions	D	W	H	Overall	32	32	24 1/2	<table border="1"> <thead> <tr> <th>COM</th> <th>\$1,346</th> </tr> </thead> <tbody> <tr><td>A</td><td>\$1,396</td></tr> <tr><td>B</td><td>\$1,456</td></tr> <tr><td>COL/C</td><td>\$1,559</td></tr> <tr><td>D</td><td>\$1,690</td></tr> <tr><td>E</td><td>\$1,824</td></tr> <tr><td>F</td><td>\$2,030</td></tr> <tr><td>G</td><td>\$2,252</td></tr> <tr><td>H</td><td>\$2,488</td></tr> <tr><td>I</td><td>\$2,855</td></tr> <tr><td>J</td><td>\$3,298</td></tr> <tr><td>L1</td><td>\$2,591</td></tr> <tr><td>L2</td><td>\$2,901</td></tr> </tbody> </table>	COM	\$1,346	A	\$1,396	B	\$1,456	COL/C	\$1,559	D	\$1,690	E	\$1,824	F	\$2,030	G	\$2,252	H	\$2,488	I	\$2,855	J	\$3,298	L1	\$2,591	L2	\$2,901
		Dimensions	D	W	H																																
Overall	32	32	24 1/2																																		
COM	\$1,346																																				
A	\$1,396																																				
B	\$1,456																																				
COL/C	\$1,559																																				
D	\$1,690																																				
E	\$1,824																																				
F	\$2,030																																				
G	\$2,252																																				
H	\$2,488																																				
I	\$2,855																																				
J	\$3,298																																				
L1	\$2,591																																				
L2	\$2,901																																				
<table border="1"> <thead> <tr> <th>Upholstery</th> <th>Shipping</th> </tr> </thead> <tbody> <tr> <td>COM Ydg</td> <td>2 1/2 Ctn Wt 69</td> </tr> <tr> <td>COL Sq Ft</td> <td>58 Cu Ft 16</td> </tr> </tbody> </table>	Upholstery	Shipping	COM Ydg	2 1/2 Ctn Wt 69	COL Sq Ft	58 Cu Ft 16																															
Upholstery	Shipping																																				
COM Ydg	2 1/2 Ctn Wt 69																																				
COL Sq Ft	58 Cu Ft 16																																				
Upholstered Quarter Round Table 	CTW90W · wood top · diagonal grain · upholstered chassis · table height is same as arm height · double cut veneer available; specify and add \$163 list	<table border="1"> <thead> <tr> <th>Dimensions</th> <th>D</th> <th>W</th> <th>H</th> </tr> </thead> <tbody> <tr> <td>Overall</td> <td>32</td> <td>32</td> <td>24 1/2</td> </tr> </tbody> </table>	Dimensions	D	W	H	Overall	32	32	24 1/2	<table border="1"> <thead> <tr> <th>COM</th> <th>\$1,387</th> </tr> </thead> <tbody> <tr><td>A</td><td>\$1,427</td></tr> <tr><td>B</td><td>\$1,462</td></tr> <tr><td>COL/C</td><td>\$1,523</td></tr> <tr><td>D</td><td>\$1,602</td></tr> <tr><td>E</td><td>\$1,682</td></tr> <tr><td>F</td><td>\$1,806</td></tr> <tr><td>G</td><td>\$1,940</td></tr> <tr><td>H</td><td>\$2,079</td></tr> <tr><td>I</td><td>\$2,301</td></tr> <tr><td>J</td><td>\$2,565</td></tr> <tr><td>L1</td><td>\$2,141</td></tr> <tr><td>L2</td><td>\$2,328</td></tr> </tbody> </table>	COM	\$1,387	A	\$1,427	B	\$1,462	COL/C	\$1,523	D	\$1,602	E	\$1,682	F	\$1,806	G	\$1,940	H	\$2,079	I	\$2,301	J	\$2,565	L1	\$2,141	L2	\$2,328
		Dimensions	D	W	H																																
Overall	32	32	24 1/2																																		
COM	\$1,387																																				
A	\$1,427																																				
B	\$1,462																																				
COL/C	\$1,523																																				
D	\$1,602																																				
E	\$1,682																																				
F	\$1,806																																				
G	\$1,940																																				
H	\$2,079																																				
I	\$2,301																																				
J	\$2,565																																				
L1	\$2,141																																				
L2	\$2,328																																				
<table border="1"> <thead> <tr> <th>Upholstery</th> <th>Shipping</th> </tr> </thead> <tbody> <tr> <td>COM Ydg</td> <td>1 1/2 Ctn Wt 78</td> </tr> <tr> <td>COL Sq Ft</td> <td>35 Cu Ft 16</td> </tr> </tbody> </table>	Upholstery	Shipping	COM Ydg	1 1/2 Ctn Wt 78	COL Sq Ft	35 Cu Ft 16																															
Upholstery	Shipping																																				
COM Ydg	1 1/2 Ctn Wt 78																																				
COL Sq Ft	35 Cu Ft 16																																				
Upholstered Table 	CTS32U · 32" square · wood top · upholstered chassis · freestanding application · double cut veneer available; specify and add \$163 list	<table border="1"> <thead> <tr> <th>Dimensions</th> <th>D</th> <th>W</th> <th>H</th> </tr> </thead> <tbody> <tr> <td>Overall</td> <td>32</td> <td>32</td> <td>15</td> </tr> </tbody> </table>	Dimensions	D	W	H	Overall	32	32	15	<table border="1"> <thead> <tr> <th>COM</th> <th>\$1,303</th> </tr> </thead> <tbody> <tr><td>A</td><td>\$1,335</td></tr> <tr><td>B</td><td>\$1,358</td></tr> <tr><td>COL/C</td><td>\$1,399</td></tr> <tr><td>D</td><td>\$1,454</td></tr> <tr><td>E</td><td>\$1,505</td></tr> <tr><td>F</td><td>\$1,588</td></tr> <tr><td>G</td><td>\$1,678</td></tr> <tr><td>H</td><td>\$1,771</td></tr> <tr><td>I</td><td>\$1,918</td></tr> <tr><td>J</td><td>\$2,097</td></tr> <tr><td>L1</td><td>\$1,812</td></tr> <tr><td>L2</td><td>\$1,937</td></tr> </tbody> </table>	COM	\$1,303	A	\$1,335	B	\$1,358	COL/C	\$1,399	D	\$1,454	E	\$1,505	F	\$1,588	G	\$1,678	H	\$1,771	I	\$1,918	J	\$2,097	L1	\$1,812	L2	\$1,937
		Dimensions	D	W	H																																
Overall	32	32	15																																		
COM	\$1,303																																				
A	\$1,335																																				
B	\$1,358																																				
COL/C	\$1,399																																				
D	\$1,454																																				
E	\$1,505																																				
F	\$1,588																																				
G	\$1,678																																				
H	\$1,771																																				
I	\$1,918																																				
J	\$2,097																																				
L1	\$1,812																																				
L2	\$1,937																																				
<table border="1"> <thead> <tr> <th>Upholstery</th> <th>Shipping</th> </tr> </thead> <tbody> <tr> <td>COM Ydg</td> <td>1 Ctn Wt 78</td> </tr> <tr> <td>COL Sq Ft</td> <td>23 Cu Ft 9</td> </tr> </tbody> </table>	Upholstery	Shipping	COM Ydg	1 Ctn Wt 78	COL Sq Ft	23 Cu Ft 9																															
Upholstery	Shipping																																				
COM Ydg	1 Ctn Wt 78																																				
COL Sq Ft	23 Cu Ft 9																																				

To Order, Specify:

- 1 Model Number
- 2 Wood Species - Cherry (CH1), Maple (MA1), Walnut (WA1) or Double Cut (DC1)
- 3 Wood Finish
- 4 Fabric Selection - vendor, pattern and color
- 5 Metal Leg Color - Black Sandtex (BSX), Pewter (PEW), Soft Nickel (SNK) or Stardust Silver (STS)
- 6 Optional Power Center - Flush Mount (EC22) - Black (B) or White (W); \$612 list each for linking or end tables
- 7 Optional Drink Holder(s) (DH) - add \$195 list for linking or end tables
- 8 Optional Coordinating Wood Grain Laminate Available on Table Tops - no upcharge. Finishes with an asterisk have a coordinating laminate available
- 9 Optional Rubber Cushion Nylon Glides - no upcharge
- 10 Product Options

3 Wood Finish Options:

Cherry	Maple	Walnut
BRL Barley	ALM Ale Medium	AUB Auburn
BBM Bourbon Medium	BUT Butterscotch	ESP Espresso
BRM Brighton Medium	CIN Cinnamon	MCH Mocha*
CLA Classic	FLX Flax	NTO Night Owl*
CLL Collectors*	VEN Venetian	SIE Sienna*
EAR Earthy	TOF Toffee	
HRV Harvest*	TRF Truffle*	
LGC Legacy		
PRL Praline*		
SAF Saffron		

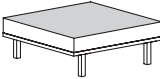
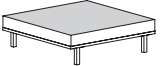
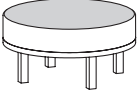
*finishes with coordinating laminate top option

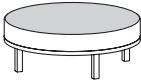
Double Cut	GRH Graphite
COF Coffee	KHK Khaki
CRM Cremello	STU Studio Teak
FOS Fossil	

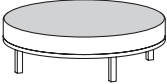
Specifications

- Wood species - Cherry, Maple, Walnut or Double Cut. Table has 3/4" high density polyurethane foam.
- Plywood construction with locking tenons, glue and screws.
- Linking bracket included.
- Metal legs are 16 gauge steel tube with metal leveling glides.

4 See a selection of graded in fabric manufacturers and patterns on pages 20-28 Contact Customer Service for additional fabric options.

Description	Model	Specifications	List Price Per Grade																																		
Upholstered Table 	CTS40U · 40" square · wood top · upholstered chassis · freestanding application · double cut veneer available; specify and add \$163 list	<table border="1"> <thead> <tr> <th>Dimensions</th> <th>D</th> <th>W</th> <th>H</th> </tr> </thead> <tbody> <tr> <td>Overall</td> <td>40</td> <td>40</td> <td>15</td> </tr> </tbody> </table>	Dimensions	D	W	H	Overall	40	40	15	<table border="1"> <tbody> <tr><td>COM</td><td>\$1,463</td></tr> <tr><td>A</td><td>\$1,496</td></tr> <tr><td>B</td><td>\$1,521</td></tr> <tr><td>COL/C</td><td>\$1,561</td></tr> <tr><td>D</td><td>\$1,616</td></tr> <tr><td>E</td><td>\$1,667</td></tr> <tr><td>F</td><td>\$1,750</td></tr> <tr><td>G</td><td>\$1,838</td></tr> <tr><td>H</td><td>\$1,932</td></tr> <tr><td>I</td><td>\$2,080</td></tr> <tr><td>J</td><td>\$2,257</td></tr> <tr><td>L1</td><td>\$1,974</td></tr> <tr><td>L2</td><td>\$2,099</td></tr> </tbody> </table>	COM	\$1,463	A	\$1,496	B	\$1,521	COL/C	\$1,561	D	\$1,616	E	\$1,667	F	\$1,750	G	\$1,838	H	\$1,932	I	\$2,080	J	\$2,257	L1	\$1,974	L2	\$2,099
		Dimensions	D	W	H																																
Overall	40	40	15																																		
COM	\$1,463																																				
A	\$1,496																																				
B	\$1,521																																				
COL/C	\$1,561																																				
D	\$1,616																																				
E	\$1,667																																				
F	\$1,750																																				
G	\$1,838																																				
H	\$1,932																																				
I	\$2,080																																				
J	\$2,257																																				
L1	\$1,974																																				
L2	\$2,099																																				
		<table border="1"> <thead> <tr> <th>Upholstery</th> <th colspan="3">Shipping</th> </tr> </thead> <tbody> <tr> <td>COM Ydg</td> <td>1</td> <td>Ctn Wt</td> <td>85</td> </tr> <tr> <td>COL Sq Ft</td> <td>23</td> <td>Cu Ft</td> <td>14</td> </tr> </tbody> </table>	Upholstery	Shipping			COM Ydg	1	Ctn Wt	85	COL Sq Ft	23	Cu Ft	14																							
Upholstery	Shipping																																				
COM Ydg	1	Ctn Wt	85																																		
COL Sq Ft	23	Cu Ft	14																																		
Upholstered Table 	CTS50U · 50" square · wood top · upholstered chassis · freestanding application · double cut veneer available; specify and add \$163 list	<table border="1"> <thead> <tr> <th>Dimensions</th> <th>D</th> <th>W</th> <th>H</th> </tr> </thead> <tbody> <tr> <td>Overall</td> <td>50</td> <td>50</td> <td>15</td> </tr> </tbody> </table>	Dimensions	D	W	H	Overall	50	50	15	<table border="1"> <tbody> <tr><td>COM</td><td>\$1,627</td></tr> <tr><td>A</td><td>\$1,664</td></tr> <tr><td>B</td><td>\$1,687</td></tr> <tr><td>COL/C</td><td>\$1,729</td></tr> <tr><td>D</td><td>\$1,783</td></tr> <tr><td>E</td><td>\$1,835</td></tr> <tr><td>F</td><td>\$1,917</td></tr> <tr><td>G</td><td>\$2,006</td></tr> <tr><td>H</td><td>\$2,100</td></tr> <tr><td>I</td><td>\$2,249</td></tr> <tr><td>J</td><td>\$2,425</td></tr> <tr><td>L1</td><td>\$2,141</td></tr> <tr><td>L2</td><td>\$2,267</td></tr> </tbody> </table>	COM	\$1,627	A	\$1,664	B	\$1,687	COL/C	\$1,729	D	\$1,783	E	\$1,835	F	\$1,917	G	\$2,006	H	\$2,100	I	\$2,249	J	\$2,425	L1	\$2,141	L2	\$2,267
		Dimensions	D	W	H																																
Overall	50	50	15																																		
COM	\$1,627																																				
A	\$1,664																																				
B	\$1,687																																				
COL/C	\$1,729																																				
D	\$1,783																																				
E	\$1,835																																				
F	\$1,917																																				
G	\$2,006																																				
H	\$2,100																																				
I	\$2,249																																				
J	\$2,425																																				
L1	\$2,141																																				
L2	\$2,267																																				
		<table border="1"> <thead> <tr> <th>Upholstery</th> <th colspan="3">Shipping</th> </tr> </thead> <tbody> <tr> <td>COM Ydg</td> <td>1</td> <td>Ctn Wt</td> <td>92</td> </tr> <tr> <td>COL Sq Ft</td> <td>23</td> <td>Cu Ft</td> <td>21</td> </tr> </tbody> </table>	Upholstery	Shipping			COM Ydg	1	Ctn Wt	92	COL Sq Ft	23	Cu Ft	21																							
Upholstery	Shipping																																				
COM Ydg	1	Ctn Wt	92																																		
COL Sq Ft	23	Cu Ft	21																																		
Table 	CTD30U · 30" diameter · wood top · upholstered chassis · freestanding application · double cut veneer available; specify and add \$163 list	<table border="1"> <thead> <tr> <th>Dimensions</th> <th>D</th> <th>W</th> <th>H</th> </tr> </thead> <tbody> <tr> <td>Overall</td> <td>30</td> <td></td> <td>15</td> </tr> </tbody> </table>	Dimensions	D	W	H	Overall	30		15	<table border="1"> <tbody> <tr><td>COM</td><td>\$2,323</td></tr> <tr><td>A</td><td>\$2,369</td></tr> <tr><td>B</td><td>\$2,394</td></tr> <tr><td>COL/C</td><td>\$2,433</td></tr> <tr><td>D</td><td>\$2,488</td></tr> <tr><td>E</td><td>\$2,542</td></tr> <tr><td>F</td><td>\$2,623</td></tr> <tr><td>G</td><td>\$2,711</td></tr> <tr><td>H</td><td>\$2,806</td></tr> <tr><td>I</td><td>\$2,954</td></tr> <tr><td>J</td><td>\$3,131</td></tr> <tr><td>L1</td><td>\$2,848</td></tr> <tr><td>L2</td><td>\$2,971</td></tr> </tbody> </table>	COM	\$2,323	A	\$2,369	B	\$2,394	COL/C	\$2,433	D	\$2,488	E	\$2,542	F	\$2,623	G	\$2,711	H	\$2,806	I	\$2,954	J	\$3,131	L1	\$2,848	L2	\$2,971
		Dimensions	D	W	H																																
Overall	30		15																																		
COM	\$2,323																																				
A	\$2,369																																				
B	\$2,394																																				
COL/C	\$2,433																																				
D	\$2,488																																				
E	\$2,542																																				
F	\$2,623																																				
G	\$2,711																																				
H	\$2,806																																				
I	\$2,954																																				
J	\$3,131																																				
L1	\$2,848																																				
L2	\$2,971																																				
		<table border="1"> <thead> <tr> <th>Upholstery</th> <th colspan="3">Shipping</th> </tr> </thead> <tbody> <tr> <td>COM Ydg</td> <td>1</td> <td>Ctn Wt</td> <td>70</td> </tr> <tr> <td>COL Sq Ft</td> <td>23</td> <td>Cu Ft</td> <td>10</td> </tr> </tbody> </table>	Upholstery	Shipping			COM Ydg	1	Ctn Wt	70	COL Sq Ft	23	Cu Ft	10																							
Upholstery	Shipping																																				
COM Ydg	1	Ctn Wt	70																																		
COL Sq Ft	23	Cu Ft	10																																		

Description	1 Model	Specifications				List Price Per Grade	
Table 	CTD42U · 42" diameter · wood top · upholstered chassis · freestanding application · double cut veneer available; specify and add \$163 list	Dimensions		D	W	H	COM \$2,488
		Overall	42		15	A \$2,535	
		Upholstery		Shipping			B \$2,560
		COM Ydg	1	Ctn Wt	79		COL/C \$2,602
		COL Sq Ft	23	Cu Ft	18		D \$2,654
							E \$2,708
							F \$2,790
							G \$2,879
							H \$2,973
							I \$3,122
							J \$3,298
							L1 \$3,013
							L2 \$3,137

Description	1 Model	Specifications				List Price Per Grade	
Table 	CTD50U · 50" diameter · wood top · upholstered chassis · freestanding application · double cut veneer available; specify and add \$163 list	Dimensions		D	W	H	COM \$2,583
		Overall	50		15	A \$2,634	
		Upholstery		Shipping			B \$2,656
		COM Ydg	1	Ctn Wt	90		COL/C \$2,700
		COL Sq Ft	23	Cu Ft	25		D \$2,752
							E \$2,804
							F \$2,886
							G \$2,975
							H \$3,071
							I \$3,217
							J \$3,394
							L1 \$3,111
							L2 \$3,235

To Order, Specify:

- 1 Model Number
- 2 Wood Species - Cherry (CH1), Maple (MA1), Walnut (WA1) or Double Cut (DC1)
- 3 Wood Finish
- 4 Fabric Selection - vendor, pattern and color
- 5 Metal Leg Color - Black Sandtex (BSX), Pewter (PEW), Soft Nickel (SNK) or Stardust Silver (STS)
- 6 Optional Coordinating Wood Grain Laminate Available on Table Tops - no upcharge. Finishes with an asterisk have a coordinating laminate available
- 7 Optional Rubber Cushion Nylon Glides - no upcharge
- 8 Product Options

3 Wood Finish Options:

Cherry		Maple		Walnut	
BRL	Barley	ALM	Ale Medium	AUB	Auburn
BBM	Bourbon Medium	BUT	Butterscotch	ESP	Espresso
BRM	Brighton Medium	CIN	Cinnamon	MCH	Mocha*
CLA	Classic	FLX	Flax	NTO	Night Owl*
CLL	Collectors*	VEN	Venetian	SIE	Sienna*
EAR	Earthy	TOF	Toffee		
HRV	Harvest*	TRF	Truffle*		
LGC	Legacy				
PRL	Praline*				
SAF	Saffron				

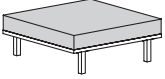
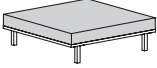

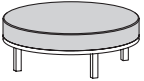
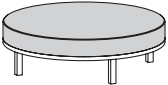
*finishes with coordinating laminate top option

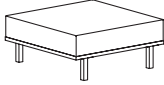
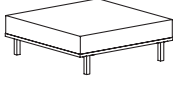

Double Cut	
COF	Coffee GRH Graphite
CRM	Cremello KHK Khaki
FOS	Fossil STU Studio Teak

- 4 See a selection of graded in fabric manufacturers and patterns on pages 20-28 Contact Customer Service for additional fabric options.

Specifications

- Wood species - Cherry, Maple, Walnut or Double Cut. Plywood construction with locking tenons, glue and screws.
- Metal legs are 16 gauge steel tube with metal leveling glides.

Description	D	W	H	CTN WT	CU FT	① Model	List Price
Wood Table  <ul style="list-style-type: none"> · 40" square · wood top · wood chassis · freestanding application · double cut veneer available; specify and add \$185 list 	40	40	15	85	14	CTS40W	\$1,256
Wood Table  <ul style="list-style-type: none"> · 50" square · wood top · wood chassis · freestanding application · double cut veneer available; specify and add \$185 list 	50	50	15	92	21	CTS50W	\$1,432
Table  <ul style="list-style-type: none"> · 30" diameter · wood top · wood chassis · freestanding application · double cut veneer available; specify and add \$260 list 	30	15	81	10	CTD30W	\$2,291	
Table  <ul style="list-style-type: none"> · 42" diameter · wood top · wood chassis · freestanding application · double cut veneer available; specify and add \$260 list 	42	15	90	18	CTD42W	\$2,618	
Table  <ul style="list-style-type: none"> · 50" diameter · wood top · wood chassis · freestanding application · double cut veneer available; specify and add \$260 list 	50	15	103	25	CTD50W	\$3,035	

Description	1 Model	Specifications			List Price Per Grade		
Ottoman 	CTS400 • 40" square • fully upholstered • freestanding application • double cut veneer available; specify and add \$105 list	Dimensions		D	W	H	
		Overall	40	40	18	COM	\$1,544
		Seat	40	40	18	A	\$1,595
		Upholstery		Shipping		B	\$1,656
		COM Ydg	2 1/2	Ctn Wt	80	COL/C	\$1,758
		COL Sq Ft	58	Cu Ft	17	D	\$1,890
						E	\$2,023
						F	\$2,229
				G	\$2,451		
				H	\$2,685		
				I	\$3,056		
				J	\$3,496		
				L1	\$2,789		
				L2	\$3,100		
Ottoman 	CTS500 • 50" square • fully upholstered • freestanding application • double cut veneer available; specify and add \$105 list	Dimensions		D	W	H	
		Overall	50	50	18	COM	\$1,617
		Seat	50	50	18	A	\$1,671
		Upholstery		Shipping		B	\$1,729
		COM Ydg	2 1/2	Ctn Wt	87	COL/C	\$1,833
		COL Sq Ft	58	Cu Ft	25	D	\$1,966
						E	\$2,098
						F	\$2,304
				G	\$2,525		
				H	\$2,761		
				I	\$3,130		
				J	\$3,572		
				L1	\$2,864		
				L2	\$3,174		
Ottoman 	CTD300 • 30" diameter • fully upholstered • freestanding application • double cut veneer available; specify and add \$105 list	Dimensions		D	W	H	
		Overall	30		15	COM	\$2,107
		Upholstery		Shipping		A	\$2,165
		COM Ydg	2 1/4	Ctn Wt	65	B	\$2,220
		COL Sq Ft	52	Cu Ft	10	COL/C	\$2,314
						D	\$2,431
						E	\$2,551
						F	\$2,736
				G	\$2,936		
				H	\$3,150		
				I	\$3,480		
				J	\$3,877		
				L1	\$3,240		
				L2	\$3,519		

To Order, Specify:

- 1 Model Number
- 2 Wood Species - Cherry (CH1), Maple (MA1), Walnut (WA1) or Double Cut (DC1)
- 3 Wood Finish
- 4 Fabric Selection - vendor, pattern and color
- 5 Metal Color - Black Sandtex (BSX), Pewter (PEW), Soft Nickel (SNK) or Stardust Silver (STS)
- 6 Optional Coordinating Wood Grain Laminate Available on Table Tops - no upcharge. Finishes with an asterisk have a coordinating laminate available
- 7 Optional Rubber Cushion Nylon Glides - no upcharge
- 8 Product Options

3 Wood Finish Options:

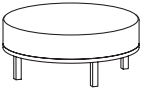
Cherry			Maple			Walnut		
BRL	Barley		ALM	Ale Medium		AUB	Auburn	
BBM	Bourbon Medium		BUT	Butterscotch		ESP	Espresso	
BRM	Brighton Medium		CIN	Cinnamon		MCH	Mocha*	
CLA	Classic		FLX	Flax		NTO	Night Owl*	
CLL	Collectors*		VEN	Venetian		SIE	Sienna*	
EAR	Earthy		TOF	Toffee				
HRV	Harvest*		TRF	Truffle*				
LGC	Legacy							
PRL	Praline*							
SAF	Saffron							
Double Cut								
COF	Coffee		GRH	Graphite				
CRM	Cremello		KHK	Khaki				
FOS	Fossil		STU	Studio Teak				

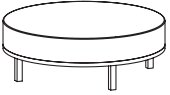
*finishes with coordinating laminate top option

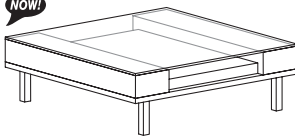
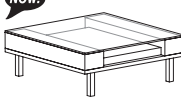
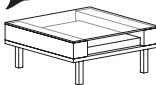
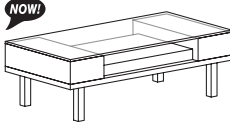
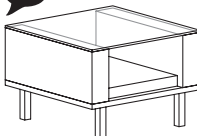
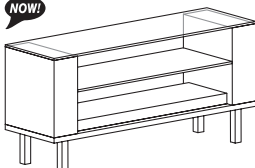
- 4 See a selection of graded in fabric manufacturers and patterns on pages 20-28 Contact Customer Service for additional fabric options.

Specifications

- Wood species - Cherry, Maple, Walnut or Double Cut. Ottomans have 2" high density polyurethane foam.
- Plywood construction with locking tenons, glue and screws.
- Metal legs are 16 gauge steel tube with metal leveling glides.

Description	Model	Specifications				List Price Per Grade	
Ottoman 	CTD420 · 42" diameter · fully upholstered · freestanding application · double cut veneer available; specify and add \$105 list	Dimensions		D	W	H	COM \$2,201
		Overall		42		15	A \$2,267
		Upholstery		Shipping			B \$2,324
		COM Ydg	2 1/2	Ctn Wt	74		COL/C \$2,428
		COL Sq Ft	58	Cu Ft	18		D \$2,560
							E \$2,693
							F \$2,901
							G \$3,122
							H \$3,358
							I \$3,726
							J \$4,168
							L1 \$3,459
							L2 \$3,769

Ottoman 	CTD500 · 50" diameter · fully upholstered · freestanding application · double cut veneer available; specify and add \$105 list	Dimensions		D	W	H	COM \$2,298
		Overall		50		15	
		Upholstery		Shipping			B \$2,430
		COM Ydg	2 3/4	Ctn Wt	84		COL/C \$2,544
		COL Sq Ft	64	Cu Ft	25		D \$2,689
							E \$2,834
							F \$3,063
							G \$3,307
							H \$3,565
							I \$3,969
							J \$4,456
							L1 \$3,678
							L2 \$4,020

Description	D	W	H	CTN WT	CU FT	1 Model	List Price
Magazine Table  <ul style="list-style-type: none"> • glass top • freestanding application • double cut veneer available; specify and add \$185 list • maple and walnut veneer are only species available on JSI Quickship program 	48	48	15	202	30	CT4848-15	\$3,040
Magazine Table  <ul style="list-style-type: none"> • glass top • freestanding application • double cut veneer available; specify and add \$185 list • maple and walnut veneer are only species available on JSI Quickship program 	42	42	15	173	21	CT4242-15	\$2,834
Magazine Table  <ul style="list-style-type: none"> • glass top • freestanding application • double cut veneer available; specify and add \$185 list • maple and walnut veneer are only species available on JSI Quickship program 	36	36	15	145	16	CT3636-15	\$2,680
Magazine Table  <ul style="list-style-type: none"> • glass top • freestanding application • double cut veneer available; specify and add \$185 list • maple and walnut veneer are only species available on JSI Quickship program 	24	48	15	137	15	CT2448-15	\$2,649
End Table  <ul style="list-style-type: none"> • glass top • freestanding application • double cut veneer available; specify and add \$185 list • maple and walnut veneer are only species available on JSI Quickship program 	32	32	22	134	18	CT3232-22	\$2,541
Sofa Table  <ul style="list-style-type: none"> • glass top and shelf • freestanding application • double cut veneer available; specify and add \$185 list • maple and walnut veneer are only species available on JSI Quickship program 	18	60	28	182	25	CT1860-28	\$3,699

To Order, Specify:

- 1 Model Number
- 2 Wood Species - Cherry (CH1), Maple (MA1), Walnut (WA1) or Double Cut (DC1)
- 3 Wood Finish
- 4 Fabric Selection - vendor, pattern and color
- 5 Metal Color - Black Sandtex (BSX), Pewter (PEW), Soft Nickel (SNK) or Stardust Silver (STS)
- 6 Optional Rubber Cushion Nylon Glides - no upcharge
- 7 Product Options

3 Wood Finish Options:

Cherry	Maple	Walnut
BRL Barley	ALM Ale Medium	AUB Auburn
BBM Bourbon Medium	BUT Butterscotch	ESP Espresso
BRM Brighton Medium	CIN Cinnamon	MCH Mocha*
CLA Classic	FLX Flax	NTO Night Owl*
CLL Collectors*	VEN Venetian	SIE Sienna*
EAR Earthy	TOF Toffee	
HRV Harvest*	TRF Truffle*	
LGC Legacy		
PRL Praline*	*finishes with coordinating	
SAF Saffron	laminate top option	
Double Cut		
COF Coffee	GRH Graphite	
CRM Cremello	KHK Khaki	
FOS Fossil	STU Studio Teak	

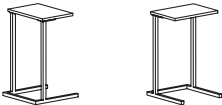
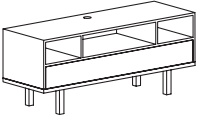
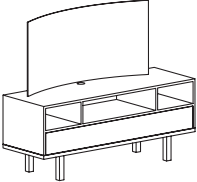
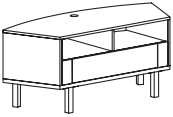
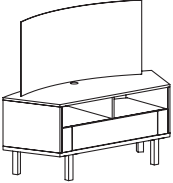
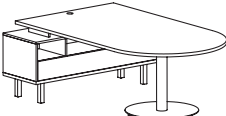
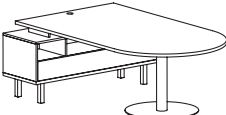
Specifications

- Wood species - Cherry, Maple, Walnut or Double Cut.
- Ottomans have 2" high density polyurethane foam.
- Plywood construction with locking tenons, glue and screws.
- Metal legs are 16 gauge steel tube with metal leveling glides.

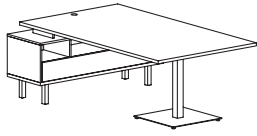
When ordering Quickship products, place a "Q" in front of model number.
 Example: QVV3072DD

NOW!
 Need it.
 JSI Quickship

- 4 See a selection of graded in fabric manufacturers and patterns on pages 20-28 Contact Customer Service for additional fabric options.

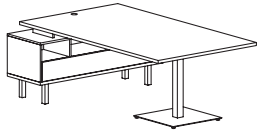
Description	D	W	H	CTN WT	CU FT	① Model	List Price
Pull Up Table  <ul style="list-style-type: none"> · ¾" top thickness · 12" top depth · double cut veneer available; specify and add \$54 list 	17	17	27	15	3	CT1717LTT	\$1,090
Media Cabinet  <ul style="list-style-type: none"> · one surface grommet · lower hinged access panel · double cut veneer available; specify and add \$231 list 	20	60	25	140	22	CT2060M	\$2,122
Media Cabinet  <ul style="list-style-type: none"> · frosted acrylic screen - ¼"d x 50"w x 26"h · one surface grommet · lower hinged access panel · double cut veneer available; specify and add \$231 list 	20	60	25	140	22	CT2060MAS	\$2,473
Media Cabinet  <ul style="list-style-type: none"> · 45 degree radius · 77" outside radius · 24 ⅝" deep at deepest point · 45" front width · one surface grommet · lower hinged access panel · double cut veneer available; specify and add \$231 list 	20	60	25	130	23	CT2060MC	\$2,108
Media Cabinet  <ul style="list-style-type: none"> · frosted acrylic screen - ¼"d x 50"w x 26"h · 45 degree radius · 77" outside radius · 24 ⅝" deep at deepest point · 45" front width · one surface grommet · lower hinged access panel · double cut veneer available; specify and add \$231 list 	20	60	25	130	23	CT2060MCAS	\$2,461
Media Activity Center  <ul style="list-style-type: none"> · bullet shape top · one surface grommet · base has a 4" diameter column with 24" diameter disc · R3 edge on worksurface · top thickness 1 ⅜" · worksurface height 29" · media cabinet included · double cut veneer available; specify and add \$344 list 	84	60	29	335	40	CT6084MACB	\$3,870
Media Activity Center  <ul style="list-style-type: none"> · bullet shape top · one surface grommet · base has a 4" diameter column with 24" diameter disc · R3 edge on worksurface · top thickness 1 ⅜" · worksurface height 29" · media cabinet included · double cut veneer available; specify and add \$344 list 	72	60	29	310	39	CT6072MACB	\$3,727

Description	D	W	H	CTN WT	CU FT	1 Model	List Price
Media Activity Center	84	60	29	344	40	CT6084MACR	\$4,118



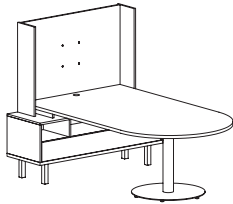
- rectangular shape top
- one surface grommet
- base has a 3" x 3" square column with an 18" x 18" square base
- R3 edge on worksurface
- top thickness 1 3/16"
- worksurface height 29"
- media cabinet included
- double cut veneer available; specify and add \$344 list

Media Activity Center	72	60	29	319	39	CT6072MACR	\$3,974
-----------------------	----	----	----	-----	----	------------	---------



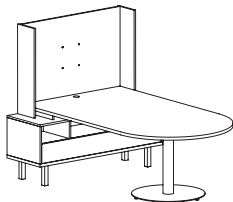
- rectangular shape top
- one surface grommet
- base has a 3" x 3" square column with an 18" x 18" square base
- R3 edge on worksurface
- top thickness 1 3/16"
- worksurface height 29"
- media cabinet included
- double cut veneer available; specify and add \$344 list

Media Activity Center	84	60	29	350	40	CT6084MACBW	\$4,693
-----------------------	----	----	----	-----	----	-------------	---------



- bullet shape top
- one surface grommet
- base has a 4" diameter column with 24" diameter disc
- R3 edge on worksurface
- top thickness 1 3/16"
- worksurface height 29"
- back wall panel is 31" high from top of worksurface to top of panel
- back wall panel is 48" wide, from inside panel to inside panel
- back wall ships KD
- media cabinet and TV mount included
- TV not included
- double cut veneer available; specify and add \$344 list

Media Activity Center	72	60	29	325	29	CT6072MACBW	\$4,549
-----------------------	----	----	----	-----	----	-------------	---------



- bullet shape top
- one surface grommet
- base has a 4" diameter column with 24" diameter disc
- R3 edge on worksurface
- top thickness 1 3/16"
- worksurface height 29"
- back wall panel is 31" high from top of worksurface to top of panel
- back wall panel is 48" wide, from inside panel to inside panel
- back wall ships KD
- media cabinet and TV mount included
- TV not included
- double cut veneer available; specify and add \$344 list

To Order, Specify:

- 1 Model Number
- 2 Wood Species - Cherry (CH1), Maple (MA1), Walnut (WA1) or Double Cut (DC1)
- 3 Wood Finish
- 4 Metal Leg Color - Black Sandtex (BSX), Pewter (PEW), Soft Nickel (SNK) or Stardust Silver (STS)
- 5 Optional Coordinating Wood Grain Laminate Available on Main Horizontal Surface - no upcharge. Finishes with an asterisk have a coordinating laminate available
- 6 Optional Rubber Cushion Nylon Glides - no upcharge
- 7 Product Options

3 Wood Finish Options:

Cherry	Maple	Walnut
BRL Barley	ALM Ale Medium	AUB Auburn
BBM Bourbon Medium	BUT Butterscotch	ESP Espresso
BRM Brighton Medium	CIN Cinnamon	MCH Mocha*
CLA Classic	FLX Flax	NTO Night Owl*
CLL Collectors*	VEN Venetian	SIE Sienna*
EAR Earthy	TOF Toffee	
HRV Harvest*	TRF Truffle*	
LGC Legacy		
PRL Praline*	*finishes with coordinating laminate top option	
SAF Saffron		

Double Cut

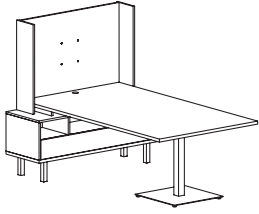
COF Coffee	GRH Graphite
CRM Cremello	KHK Khaki
FOS Fossil	STU Studio Teak

- 4 See a selection of graded in fabric manufacturers and patterns on pages 20-28 Contact Customer Service for additional fabric options.

Specifications

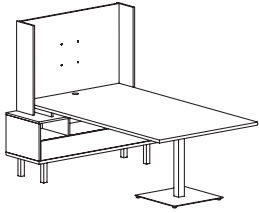
- Wood species - Cherry, Maple, Walnut or Double Cut. Plywood construction with locking tenons, glue and screws.
- Linking bracket included.
- Metal legs are 16 gauge steel tube with metal leveling glides.

Description	D	W	H	CTN WT	CU FT	① Model	List Price
Media Activity Center	84	60	29	359	40	CT6084MACRW	\$4,798

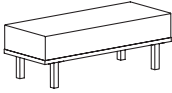
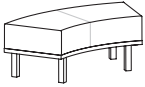
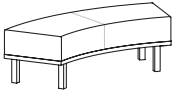


- rectangular shape top
- one surface grommet
- base has a 3" x 3" square column with an 18" x 18" square base
- R3 edge on worksurface
- top thickness 1 3/16"
- worksurface height 29"
- back wall panel is 31" high from top of worksurface to top of panel
- back wall panel is 48" wide, from inside panel to inside panel
- back wall ships KD
- media cabinet and TV mount included
- double cut veneer available; specify and add \$344 list

Media Activity Center	72	60	29	329	39	CT6072MACRW	\$4,798
-----------------------	----	----	----	-----	----	--------------------	---------



- rectangular shape top
- one surface grommet
- base has a 3" x 3" square column with an 18" x 18" square base
- R3 edge on worksurface
- top thickness 1 3/16"
- worksurface height 29"
- back wall panel is 31" high from top of worksurface to top of panel
- back wall panel is 48" wide, from inside panel to inside panel
- back wall ships KD
- media cabinet and TV mount included
- double cut veneer available; specify and add \$344 list

Description	1 Model	Specifications	List Price Per Grade																																						
Media Bench 	CTR20500 · used with media cabinet · double cut veneer available; specify and add \$105 list	<table border="1"> <thead> <tr> <th>Dimensions</th> <th>D</th> <th>W</th> <th>H</th> </tr> </thead> <tbody> <tr> <td>Overall</td> <td>20</td> <td>50</td> <td>18</td> </tr> <tr> <td>Seat</td> <td>20</td> <td>50</td> <td></td> </tr> </tbody> </table>	Dimensions	D	W	H	Overall	20	50	18	Seat	20	50		<table border="1"> <tbody> <tr><td>COM</td><td>\$1,387</td></tr> <tr><td>A</td><td>\$1,427</td></tr> <tr><td>B</td><td>\$1,462</td></tr> <tr><td>COL/C</td><td>\$1,523</td></tr> <tr><td>D</td><td>\$1,602</td></tr> <tr><td>E</td><td>\$1,682</td></tr> <tr><td>F</td><td>\$1,806</td></tr> <tr><td>G</td><td>\$1,940</td></tr> <tr><td>H</td><td>\$2,079</td></tr> <tr><td>I</td><td>\$2,301</td></tr> <tr><td>J</td><td>\$2,565</td></tr> <tr><td>L1</td><td>\$2,141</td></tr> <tr><td>L2</td><td>\$2,328</td></tr> </tbody> </table>	COM	\$1,387	A	\$1,427	B	\$1,462	COL/C	\$1,523	D	\$1,602	E	\$1,682	F	\$1,806	G	\$1,940	H	\$2,079	I	\$2,301	J	\$2,565	L1	\$2,141	L2	\$2,328
		Dimensions	D	W	H																																				
Overall	20	50	18																																						
Seat	20	50																																							
COM	\$1,387																																								
A	\$1,427																																								
B	\$1,462																																								
COL/C	\$1,523																																								
D	\$1,602																																								
E	\$1,682																																								
F	\$1,806																																								
G	\$1,940																																								
H	\$2,079																																								
I	\$2,301																																								
J	\$2,565																																								
L1	\$2,141																																								
L2	\$2,328																																								
<table border="1"> <thead> <tr> <th>Upholstery</th> <th colspan="3">Shipping</th> </tr> </thead> <tbody> <tr> <td>COM Ydg</td> <td>1 ½</td> <td>Ctn Wt</td> <td>52</td> </tr> <tr> <td>COL Sq Ft</td> <td>35</td> <td>Cu Ft</td> <td>11</td> </tr> </tbody> </table>	Upholstery	Shipping			COM Ydg	1 ½	Ctn Wt	52	COL Sq Ft	35	Cu Ft	11																													
Upholstery	Shipping																																								
COM Ydg	1 ½	Ctn Wt	52																																						
COL Sq Ft	35	Cu Ft	11																																						
Curved Media Bench 	CTI20420 · 45 degree · 42" inside radius · 62" outside radius · used with media cabinet · double cut veneer available; specify and add \$105 list	<table border="1"> <thead> <tr> <th>Dimensions</th> <th>D</th> <th>W</th> <th>H</th> </tr> </thead> <tbody> <tr> <td>Overall</td> <td>20</td> <td></td> <td>18</td> </tr> <tr> <td>Seat</td> <td>20</td> <td></td> <td></td> </tr> </tbody> </table>	Dimensions	D	W	H	Overall	20		18	Seat	20			<table border="1"> <tbody> <tr><td>COM</td><td>\$1,644</td></tr> <tr><td>A</td><td>\$1,688</td></tr> <tr><td>B</td><td>\$1,731</td></tr> <tr><td>COL/C</td><td>\$1,803</td></tr> <tr><td>D</td><td>\$1,896</td></tr> <tr><td>E</td><td>\$1,988</td></tr> <tr><td>F</td><td>\$2,133</td></tr> <tr><td>G</td><td>\$2,289</td></tr> <tr><td>H</td><td>\$2,453</td></tr> <tr><td>I</td><td>\$2,711</td></tr> <tr><td>J</td><td>\$3,023</td></tr> <tr><td>L1</td><td>\$2,525</td></tr> <tr><td>L2</td><td>\$2,742</td></tr> </tbody> </table>	COM	\$1,644	A	\$1,688	B	\$1,731	COL/C	\$1,803	D	\$1,896	E	\$1,988	F	\$2,133	G	\$2,289	H	\$2,453	I	\$2,711	J	\$3,023	L1	\$2,525	L2	\$2,742
		Dimensions	D	W	H																																				
Overall	20		18																																						
Seat	20																																								
COM	\$1,644																																								
A	\$1,688																																								
B	\$1,731																																								
COL/C	\$1,803																																								
D	\$1,896																																								
E	\$1,988																																								
F	\$2,133																																								
G	\$2,289																																								
H	\$2,453																																								
I	\$2,711																																								
J	\$3,023																																								
L1	\$2,525																																								
L2	\$2,742																																								
<table border="1"> <thead> <tr> <th>Upholstery</th> <th colspan="3">Shipping</th> </tr> </thead> <tbody> <tr> <td>COM Ydg</td> <td>1 ¾</td> <td>Ctn Wt</td> <td>51</td> </tr> <tr> <td>COL Sq Ft</td> <td>41</td> <td>Cu Ft</td> <td>12</td> </tr> </tbody> </table>	Upholstery	Shipping			COM Ydg	1 ¾	Ctn Wt	51	COL Sq Ft	41	Cu Ft	12																													
Upholstery	Shipping																																								
COM Ydg	1 ¾	Ctn Wt	51																																						
COL Sq Ft	41	Cu Ft	12																																						
Curved Media Bench 	CTI20570 · 45 degree · 57" inside radius · 77" outside radius · used with media cabinet · double cut veneer available; specify and add \$105 list	<table border="1"> <thead> <tr> <th>Dimensions</th> <th>D</th> <th>W</th> <th>H</th> </tr> </thead> <tbody> <tr> <td>Overall</td> <td>20</td> <td></td> <td>18</td> </tr> <tr> <td>Seat</td> <td>20</td> <td></td> <td></td> </tr> </tbody> </table>	Dimensions	D	W	H	Overall	20		18	Seat	20			<table border="1"> <tbody> <tr><td>COM</td><td>\$1,656</td></tr> <tr><td>A</td><td>\$1,705</td></tr> <tr><td>B</td><td>\$1,751</td></tr> <tr><td>COL/C</td><td>\$1,834</td></tr> <tr><td>D</td><td>\$1,941</td></tr> <tr><td>E</td><td>\$2,046</td></tr> <tr><td>F</td><td>\$2,212</td></tr> <tr><td>G</td><td>\$2,390</td></tr> <tr><td>H</td><td>\$2,578</td></tr> <tr><td>I</td><td>\$2,872</td></tr> <tr><td>J</td><td>\$3,226</td></tr> <tr><td>L1</td><td>\$2,660</td></tr> <tr><td>L2</td><td>\$2,907</td></tr> </tbody> </table>	COM	\$1,656	A	\$1,705	B	\$1,751	COL/C	\$1,834	D	\$1,941	E	\$2,046	F	\$2,212	G	\$2,390	H	\$2,578	I	\$2,872	J	\$3,226	L1	\$2,660	L2	\$2,907
		Dimensions	D	W	H																																				
Overall	20		18																																						
Seat	20																																								
COM	\$1,656																																								
A	\$1,705																																								
B	\$1,751																																								
COL/C	\$1,834																																								
D	\$1,941																																								
E	\$2,046																																								
F	\$2,212																																								
G	\$2,390																																								
H	\$2,578																																								
I	\$2,872																																								
J	\$3,226																																								
L1	\$2,660																																								
L2	\$2,907																																								
<table border="1"> <thead> <tr> <th>Upholstery</th> <th colspan="3">Shipping</th> </tr> </thead> <tbody> <tr> <td>COM Ydg</td> <td>2</td> <td>Ctn Wt</td> <td>54</td> </tr> <tr> <td>COL Sq Ft</td> <td>46</td> <td>Cu Ft</td> <td>16</td> </tr> </tbody> </table>	Upholstery	Shipping			COM Ydg	2	Ctn Wt	54	COL Sq Ft	46	Cu Ft	16																													
Upholstery	Shipping																																								
COM Ydg	2	Ctn Wt	54																																						
COL Sq Ft	46	Cu Ft	16																																						

To Order, Specify:

- 1 Model Number
- 2 Wood Species - Cherry (CH1), Maple (MA1), Walnut (WA1) or Double Cut (DC1)
- 3 Wood Finish
- 4 Fabric Selection - vendor, pattern and color
- 5 Metal Leg Color - Black Sandtex (BSX), Pewter (PEW), Soft Nickel (SNK) or Stardust Silver (STS)
- 6 Optional Coordinating Wood Grain Laminate Available on Worksurface - no upcharge. Finishes with an asterisk have a coordinating laminate available
- 7 Optional Rubber Cushion Nylon Glides - no upcharge
- 8 Product Options

3 Wood Finish Options:

Cherry	Maple	Walnut
BRL Barley	ALM Ale Medium	AUB Auburn
BBM Bourbon Medium	BUT Butterscotch	ESP Espresso
BRM Brighton Medium	CIN Cinnamon	MCH Mocha*
CLA Classic	FLX Flax	NTO Night Owl*
CLL Collectors*	VEN Venetian	SIE Sienna*
EAR Earthy	TOF Toffee	
HRV Harvest*	TRF Truffle*	
LGC Legacy		
PRL Praline*		
SAF Saffron		

*finishes with coordinating laminate top option

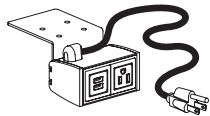
Double Cut	GRH Graphite
COF Coffee	KHK Khaki
CRM Cremello	STU Studio Teak
FOS Fossil	

- 4 See a selection of graded in fabric manufacturers and patterns on pages 20-28 Contact Customer Service for additional fabric options.

Specifications

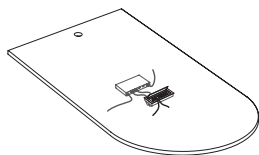
- Wood species - Cherry, Maple, Walnut or Double Cut.
- Seat has synthetic sheet webbing with cross strap reinforcement, 4 ¼" high density polyurethane foam.
- Plywood construction with locking tenons, glue and screws.
- Linking bracket included.
- Metal legs are 16 gauge steel tube with metal leveling glides.

Description	D	W	H	CTN WT	CU FT	① Model	List Price
Power Center Under Mount	6	3 5/8	2 1/2	4	1	EC21	\$546



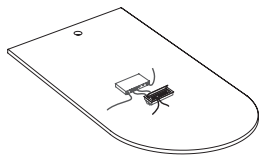
- mounts under platform or surface
- field installable
- one power receptacle - 110 volt, one dual USB port
- 10' power cord with molded plug
- specify Black (B) or White (W) finish

DropShare	5 1/2	8 1/2	3 1/2	5	3	DROP12	\$5,490
------------------	-------	-------	-------	---	---	---------------	----------------



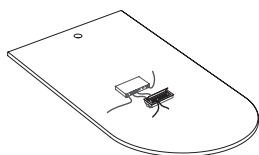
- used in Media Activity Center
- mounts in pre-determined standard location
- single sided unit with (2) receptacles and (2) Drop Share cords
- cord extends 48" from grommet in worksurface
- 6' power cord for receptacles
- control module mounts under worksurface
- module includes transformer with 6' power cord and (1) HDMI output for connection to monitor
- HDMI cable not included
- silver finish

DropShare	5 1/2	11 1/2	3 1/2	5	3	DROP14	\$7,587
------------------	-------	--------	-------	---	---	---------------	----------------






- used in Media Activity Center
- mounts in pre-determined standard location
- single sided unit with (2) receptacles and (4) Drop Share cords
- cord extends 48" from grommet in worksurface
- 6' power cord for receptacles
- control module mounts under worksurface
- module includes transformer with 6' power cord and (1) HDMI output for connection to monitor
- HDMI cable not included
- silver finish

DropShare	8 1/2	10 1/2	3 1/2	7	3	DROP24	\$8,146
------------------	-------	--------	-------	---	---	---------------	----------------



- used in Media Activity Center
- mounts in pre-determined standard location
- dual sided unit with (4) receptacles and (4) Drop Share cords
- cord extends 48" from grommet in worksurface
- 6' power cord for receptacles
- control module mounts under worksurface
- module includes transformer with 6' power cord and (1) HDMI output for connection to monitor
- HDMI cable not included
- silver finish

Description	D	W	H	CTN WT	CU FT	① Model	List Price
 <p>Mini Power and Data Tilt Up</p> <ul style="list-style-type: none"> · fluid one touch tilt up access · one power receptacle - 120 volt; 15 amp and one opening for voice/data port · adapter kit provided to accept jack from most manufacturers · 72" power cord with molded plug · drop in field installation required · UL listed component · available in Silver finish · cut out provided in Media Activity Center at specified location 	4 ¼	5 ½		6	1	EC10	\$428
 <p>Mini Power Tilt Up</p> <ul style="list-style-type: none"> · fluid one touch tilt up access · two power receptacles - 120 volt; 15 amp · 72" power cord with molded plug · drop in field installation required · UL listed component · available in Silver finish · cut out provided in Media Activity Center at specified location 	4 ¼	5 ½		6	1	EC11	\$446
 <p>Mini Power and USB Tilt Up</p> <ul style="list-style-type: none"> · fluid one touch tilt up access · one power receptacle - 120 volt; 15 amp dual powered USB · 72" power cord with molded plug · drop in field installation required · UL listed component · available in Silver finish · cut out provided in Media Activity Center at specified location 	4 ¼	5 ½		6	1	EC12	\$555

To Order, Specify:

① Model Number

Corbin Lounge Order Check List:



Specify:

- 1. Model Number
- 2. Wood Species - Maple (M)
- 3. Wood Finish
- 4. Fabric Selection - vendor, pattern and color
- 5. Optional Rubber Cushion Nylon Glides - no upcharge
WOOD LEG MODELS ONLY

Example:

CB7501S | **M** | **AUB** | **MOMENTUM** | **VOX** | **MYSTIC**
 (model #) | (wood species) | (finish) | (fabric vendor) | (pattern name) | (pattern color)

1. Model Number

2. Wood Species - Maple (M)

3. Wood Finish Options:

CAG Aged Ash Coordinate	CGR Graphite Coordinate
ALM Ale Medium	HRV Harvest
AUB Auburn	CHL High Line Coordinate
BRL Barley	CKC Khaki Coordinate
CBE Blonde Echo Coordinate	LGC Legacy
BBM Bourbon Medium	MCH Mocha
CBZ Brazilwood Coordinate	NTO Night Owl
BRM Brighton Medium	COA Oatmeal Cookie Coordinate
BUT Butterscotch	CPI Pinnacle Walnut Coordinate
CIN Cinnamon	PRL Praline
CLA Classic	SAF Saffron
CCF Coffee Coordinate	SIE Sienna
CLL Collectors	CST Studio Teak Coordinate
CCR Cremello Coordinate	TOF Toffee
EAR Earthy	TRF Truffle
ESP Espresso	VEN Venetian
FLX Flax	CVI Vintage Coordinate
CFL Florence Walnut Coordinate	CWH Walnut Heights Coordinate
CFO Fossil Coordinate	CWE Weathered Ash Coordinate

4. Fabric Selection - Please supply the following:

- Fabric vendor
- Pattern name
- Pattern color

[For a complete list of JSI Graded-In Fabric click here](#)

When specifying contrasting upholstery, indicate clearly which upholstery is to be applied to the seat, back and arms. Use higher grade pricing.

- Indicate direction of fabric - Railroaded or Up the Roll
- Please provide illustration, if available

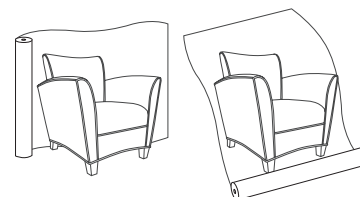
All COM orders must include the following:

- Vendor's name, pattern name and color
- Sample of the fabric attached to order
- Model numbers of items for fabric application
- Special application instructions (e.g., all stripes will be applied front to back unless specified otherwise)
- Customer and purchase order number

Ship prepaid COM material to:

JSI
 Attn: COM Department
 201 East Martin Street
 Receiving B, Dock 71
 Orleans, IN 47452



Application of fabric:
 Railroaded Up the Roll





All COM orders will ship at standard lead time from receipt of COM except for orders requiring special custom matched finishes.

**5. Optional Rubber Cushion Nylon Glides - no upcharge
 WOOD LEG MODELS ONLY**

CORBIN

Description	1 Model	Specifications			List Price Per Grade	
Single Seat	CB7501W · wood leg	Dimensions	D	W	H	COM \$2,247
		Overall	32	34	35	A \$2,330
	CB7501S · Matte Nickel metal leg	Seat	22	20	18	B \$2,498
		Arm			28	COL/C \$2,789
		Upholstery	Shipping			D \$3,163
		COM Ydg	7 1/2	Ctn Wt	74	E \$3,538
		COL Sq Ft	173	Cu Ft	27	F \$3,932
						G \$4,495
						H \$5,094
						I \$6,031
						J \$7,154
						L1 \$5,357
						L2 \$6,145

Description	1 Model	Specifications			List Price Per Grade	
Two Seat	CB7502W · wood leg	Dimensions	D	W	H	COM \$3,063
		Overall	32	54	35	A \$3,186
	CB7502S · Matte Nickel metal leg	Seat	22	40	18	B \$3,431
		Arm			28	COL/C \$3,859
		Upholstery	Shipping			D \$4,408
		COM Ydg	11	Ctn Wt	93	E \$4,958
		COL Sq Ft	253	Cu Ft	45	F \$5,538
						G \$6,360
						H \$7,240
						I \$8,614
						J \$10,262
						L1 \$7,625
						L2 \$8,779

To Order, Specify:

- 1 Model Number
- 2 Wood Species - Maple (M)
- 3 Wood Finish
- 4 Fabric Selection - vendor, pattern and color
- 5 Optional Rubber Cushion Nylon Glides - no upcharge
WOOD LEG MODELS ONLY



3 Wood Finish/Color Options:



Maple	
CAG Aged Ash Coordinate	CGR Graphite Coordinate
ALM Ale Medium	HRV Harvest
AUB Auburn	CHL High Line Coordinate
BRL Barley	CKC Khaki Coordinate
CBE Blonde Echo Coordinate	LGC Legacy
BBM Bourbon Medium	MCH Mocha
CBZ Brazilwood Coordinate	NTO Night Owl
BRM Brighton Medium	COA Oatmeal Cook Coordinate
BUT Butterscotch	CPI Pinnacle Walnut Coordinate
CIN Cinnamon	PRL Praline
CLA Classic	SAF Saffron
CCF Coffee Coordinate	SIE Sienna
CLL Collectors	CST Studio Teak Coordinate
CCR Cremello Coordinate	TOF Toffee
EAR Earthy	TRF Truffle
ESP Espresso	VEN Venetian
FLX Flax	CVI Vintage Coordinate
CFL Florence Walnut Coordinate	CWH Walnut Heights Coordinate
CFO Fossil Coordinate	CWE Weathered Ash Coordinate


- 4 See a selection of graded in fabric manufacturers and patterns on pages 20-28. Contact Customer Service for additional fabric options.

Specifications

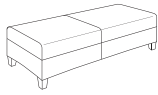
- Wood species - Maple.
- 7/8" thick furniture-grade plywood construction.
- Seat has 6" polyurethane foam with Dacron® wrap and synthetic sheet webbing with cross strap reinforcement.
- Back has 4 1/2" polyurethane foam with synthetic sheet webbing suspension.
- Wood leg comes standard with rubber cushion metal glides (wood leg models only). Metal leg comes with stainless steel nylon glides.

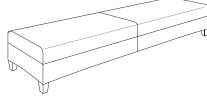
Description	Model	Specifications	List Price Per Grade																												
Three Seat  	CB7503W · wood leg	<table border="1"> <thead> <tr> <th>Dimensions</th> <th>D</th> <th>W</th> <th>H</th> </tr> </thead> <tbody> <tr> <td>Overall</td> <td>32</td> <td>74</td> <td>35</td> </tr> <tr> <td>Seat</td> <td>22</td> <td>60</td> <td>18</td> </tr> <tr> <td>Arm</td> <td></td> <td></td> <td>28</td> </tr> <tr> <th colspan="2">Upholstery</th> <th colspan="2">Shipping</th> </tr> <tr> <td>COM Ydg</td> <td>13</td> <td>Ctn Wt</td> <td>126</td> </tr> <tr> <td>COL Sq Ft</td> <td>299</td> <td>Cu Ft</td> <td>63</td> </tr> </tbody> </table>	Dimensions	D	W	H	Overall	32	74	35	Seat	22	60	18	Arm			28	Upholstery		Shipping		COM Ydg	13	Ctn Wt	126	COL Sq Ft	299	Cu Ft	63	COM \$3,409 A \$3,557 B \$3,846 COL/C \$4,349 D \$4,998 E \$5,648 F \$6,333 G \$7,307 H \$8,346 I \$9,968 J \$11,916 L1 \$8,800 L2 \$10,162
	Dimensions	D	W	H																											
Overall	32	74	35																												
Seat	22	60	18																												
Arm			28																												
Upholstery		Shipping																													
COM Ydg	13	Ctn Wt	126																												
COL Sq Ft	299	Cu Ft	63																												
	CB7503S · Matte Nickel metal leg																														

Description	Model	Specifications	List Price Per Grade																				
Ottoman  	CB7504W · wood leg	<table border="1"> <thead> <tr> <th>Dimensions</th> <th>D</th> <th>W</th> <th>H</th> </tr> </thead> <tbody> <tr> <td>Overall</td> <td>19</td> <td>22</td> <td>17</td> </tr> <tr> <th colspan="2">Upholstery</th> <th colspan="2">Shipping</th> </tr> <tr> <td>COM Ydg</td> <td>2½</td> <td>Ctn Wt</td> <td>61</td> </tr> <tr> <td>COL Sq Ft</td> <td>50</td> <td>Cu Ft</td> <td>20</td> </tr> </tbody> </table>	Dimensions	D	W	H	Overall	19	22	17	Upholstery		Shipping		COM Ydg	2½	Ctn Wt	61	COL Sq Ft	50	Cu Ft	20	COM \$1,116 A \$1,143 B \$1,200 COL/C \$1,297 D \$1,422 E \$1,547 F \$1,678 G \$1,866 H \$2,065 I \$2,378 J \$2,753 L1 \$2,002 L2 \$2,228
	Dimensions	D	W	H																			
Overall	19	22	17																				
Upholstery		Shipping																					
COM Ydg	2½	Ctn Wt	61																				
COL Sq Ft	50	Cu Ft	20																				
	CB7504S · Matte Nickel metal leg																						

Description	Model	Specifications	List Price Per Grade																				
Single Seat Bench 	CB7591W · wood leg	<table border="1"> <thead> <tr> <th>Dimensions</th> <th>D</th> <th>W</th> <th>H</th> </tr> </thead> <tbody> <tr> <td>Overall</td> <td>25½</td> <td>20½</td> <td>16</td> </tr> <tr> <th colspan="2">Upholstery</th> <th colspan="2">Shipping</th> </tr> <tr> <td>COM Ydg</td> <td>2</td> <td>Ctn Wt</td> <td>41</td> </tr> <tr> <td>COL Sq Ft</td> <td>40</td> <td>Cu Ft</td> <td>30</td> </tr> </tbody> </table>	Dimensions	D	W	H	Overall	25½	20½	16	Upholstery		Shipping		COM Ydg	2	Ctn Wt	41	COL Sq Ft	40	Cu Ft	30	COM \$1,396 A \$1,421 B \$1,465 COL/C \$1,543 D \$1,644 E \$1,742 F \$1,848 G \$1,998 H \$2,157 I \$2,407 J \$2,707 L1 \$2,107 L2 \$2,288
	Dimensions	D	W	H																			
Overall	25½	20½	16																				
Upholstery		Shipping																					
COM Ydg	2	Ctn Wt	41																				
COL Sq Ft	40	Cu Ft	30																				
	CB7591S · Matte Nickel metal leg																						

CORBIN

Description	1 Model	Specifications			List Price Per Grade		
Two Seat Bench 	CB7592W · wood leg	Dimensions			COM	\$1,897	
		Overall	25 1/2	40 1/2	16	A	\$1,929
		Upholstery		Shipping		B	\$1,991
		COM Ydg	2 3/4	Ctn Wt	76	COL/C	\$2,099
		COL Sq Ft	55	Cu Ft	46	D	\$2,234
						E	\$2,371
						F	\$2,516
						G	\$2,722
						H	\$2,943
						I	\$3,287
						J	\$3,697
						L1	\$2,874
						L2	\$3,122

Description	1 Model	Specifications			List Price Per Grade		
Three Seat Bench 	CB7593W · wood leg	Dimensions			COM	\$2,310	
		Overall	25 1/2	60 1/2	16	A	\$2,363
		Upholstery		Shipping		B	\$2,468
		COM Ydg	4 3/4	Ctn Wt	116	COL/C	\$2,653
		COL Sq Ft	95	Cu Ft	62	D	\$2,890
						E	\$3,129
						F	\$3,378
						G	\$3,735
						H	\$4,115
						I	\$4,708
						J	\$5,418
						L1	\$3,994
						L2	\$4,421

To Order, Specify:

- 1 Model Number
- 2 Wood Species - Maple (M)
- 3 Wood Finish
- 4 Fabric Selection - vendor, pattern and color
- 5 Optional Rubber Cushion Nylon Glides - no upcharge
WOOD LEG MODELS ONLY

3 Wood Finish/Color Options:

Maple	
CAG Aged Ash Coordinate	CGR Graphite Coordinate
ALM Ale Medium	HRV Harvest
AUB Auburn	CHL High Line Coordinate
BRL Barley	CKC Khaki Coordinate
CBE Blonde Echo Coordinate	LGC Legacy
BBM Bourbon Medium	MCH Mocha
CBZ Brazilwood Coordinate	NTO Night Owl
BRM Brighton Medium	COA Oatmeal Cook Coordinate
BUT Butterscotch	CPI Pinnacle Walnut Coordinate
CIN Cinnamon	PRL Praline
CLA Classic	SAF Saffron
CCF Coffee Coordinate	SIE Sienna
CLL Collectors	CST Studio Teak Coordinate
CCR Cremello Coordinate	TOF Toffee
EAR Earthy	TRF Truffle
ESP Espresso	VEN Venetian
FLX Flax	CVI Vintage Coordinate
CFL Florence Walnut Coordinate	CWH Walnut Heights Coordinate
CFO Fossil Coordinate	CWE Weathered Ash Coordinate

- 4 See a selection of graded in fabric manufacturers and patterns on pages 20-28. Contact Customer Service for additional fabric options.

Specifications

- Wood species - Maple.
- 7/8" thick furniture-grade plywood construction.
- Seat has 6" polyurethane foam with Dacron® wrap and synthetic sheet webbing with cross strap reinforcement.
- Back has 4 1/2" polyurethane foam with synthetic sheet webbing suspension.
- Wood leg comes standard with rubber cushion metal glides (wood leg models only). Metal leg comes with stainless steel nylon glides.

Cym Order Check List:



Specify:

- 1. Model Number
- 2. Seat and Back Plastic Color
- 3. Frame Color - Arctic Silver (ASL) or Black Sandtex (BSX)
- 4. Fabric Selection - vendor, pattern and color
- 5. Optional Polished Aluminum Base - add \$90 list per chair

Example:

CM4403C | **CAM** | **ASL** | **MOMENTUM** | **VOX** | **MYSTIC**
 (model #) | (seat & back color) | (frame color) | (fabric vendor) | (pattern name) | (pattern color)

1. Model Number

2. Seat and Back Plastic Color Options
 (seat and back will be same color):

- CTM Chatroom
- FSM Fusion
- GVM Greek Villa
- TBM Tricorn Black

3. Frame Color Selection - Arctic Silver (ASL) or Black Sandtex (BSX)

4. Fabric Selection - Please supply the following:

- Fabric vendor
- Pattern name
- Pattern color

[For a complete list of JSI Graded-In Fabric click here](#)

When specifying contrasting upholstery, indicate clearly which upholstery is to be applied to the seat and back. Use higher grade pricing.

- Indicate direction of fabric - Railroaded or Up the Roll
- Please provide illustration, if available

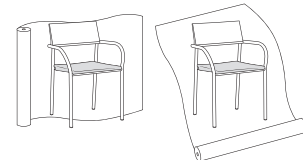
All COM orders must include the following:

- Vendor's name, pattern name and color
- Sample of the fabric attached to order
- Model numbers of items for fabric application
- Special application instructions (e.g., all stripes will be applied front to back unless specified otherwise)
- Customer and purchase order number



Ship prepaid COM material to:


JSI
 Attn: COM Department
 201 East Martin Street
 Receiving B, Dock 71
 Orleans, IN 47452


Application of fabric:
 Railroaded Up the Roll



All COM orders will ship at standard lead time from receipt of COM except for orders requiring special custom matched finishes.

Description	① Model	Specifications				List Price Per Grade	
Armless  CM4403A all plastic	CM4403A All Plastic CM4403B Uph. Back · metal frame · single chair weight - 17 lbs	Dimensions		D	W	H	All Plastic \$536
		Overall	20 ¼	19 ¼	32		
 CM4403B uph. back		Seat	17 ½	18	18		A \$652
			Upholstery		Shipping		B \$662
		COM Ydg	¾	Ctn Wt	21		COL/C \$683
		COL Sq Ft	9	Cu Ft	9		D \$709
							E \$736
							F \$779
							G \$824
							H \$871
							I \$943
							J \$1,032
							L1 \$832
							L2 \$879

Description	① Model	Specifications				List Price Per Grade	
Armless 	CM4403C Uph. Seat · metal frame · single chair weight - 17 lbs	Dimensions		D	W	H	COM \$613
		Overall	20 ¼	19 ¼	32		
		Seat	17 ½	18	18		B \$651
		Upholstery		Shipping			COL/C \$681
		COM Ydg	¾	Ctn Wt	21		D \$720
		COL Sq Ft	9	Cu Ft	9		E \$760
							F \$824
							G \$889
							H \$961
							I \$1,070
							J \$1,204
							L1 \$904
							L2 \$973

Description	① Model	Specifications				List Price Per Grade	
Armless 	CM4403D Uph. Seat/Back · metal frame · single chair weight - 17 lbs	Dimensions		D	W	H	COM \$712
		Overall	20 ¼	19 ¼	32		
		Seat	17 ½	18	18		B \$759
		Upholstery		Shipping			COL/C \$799
		COM Ydg	1	Ctn Wt	21		D \$854
		COL Sq Ft	9	Cu Ft	9		E \$907
							F \$989
							G \$1,079
							H \$1,174
							I \$1,322
							J \$1,501
							L1 \$1,097
							L2 \$1,192

To Order, Specify:

- ① Model Number
- ② Seat and Back Plastic Color
- ③ Frame Color - Arctic Silver (ASL) or Black Sandtex (BSX)
- ④ Fabric Selection - vendor, pattern and color

③ Seat and Back Plastic Color Options:

- CTM Chatroom
- FSM Fusion
- GVM Greek Villa
- TBM Tricorn Black






Stack - 10 high on floor or cart (CM4403 and CM4401 models only)


- ④ See a selection of graded in fabric manufacturers and patterns on pages 20-28. Contact Customer Service for additional fabric options.


Specifications


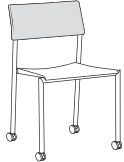
- Seat and back are polypropylene.
- Back is upholstered with ½" polyurethane foam.
- Frame is 1" 14 gauge round steel tube; powder coat metal.
- Glide is ABS plastic.
- Stacking bumper is HDPE.
- Upholstered seat has ½" high density polyurethane foam.


Description	① Model	Specifications	List Price Per Grade																
Arm  CM4401A all plastic	CM4401A All Plastic CM4401B Uph. Back · metal frame · single chair weight - 20 lbs	<table border="1"> <thead> <tr> <th>Dimensions</th> <th>D</th> <th>W</th> <th>H</th> </tr> </thead> <tbody> <tr> <td>Overall</td> <td>20 ¼</td> <td>22 ¾</td> <td>32</td> </tr> <tr> <td>Seat</td> <td>17 ½</td> <td>18</td> <td>18</td> </tr> <tr> <td>Arm</td> <td colspan="3">25 ½</td> </tr> </tbody> </table>	Dimensions	D	W	H	Overall	20 ¼	22 ¾	32	Seat	17 ½	18	18	Arm	25 ½			All Plastic \$550 COM \$646 A \$662 B \$674 COL/C \$696 D \$722 E \$748 F \$790 G \$834 H \$881 I \$956 J \$1,044 L1 \$841 L2 \$890
Dimensions		D	W	H															
Overall	20 ¼	22 ¾	32																
Seat	17 ½	18	18																
Arm	25 ½																		
 CM4401B uph. back	<table border="1"> <thead> <tr> <th>Upholstery</th> <th colspan="3">Shipping</th> </tr> </thead> <tbody> <tr> <td>COM Ydg</td> <td>¾</td> <td>Ctn Wt</td> <td>24</td> </tr> <tr> <td>COL Sq Ft</td> <td>9</td> <td>Cu Ft</td> <td>10</td> </tr> </tbody> </table>	Upholstery	Shipping			COM Ydg	¾	Ctn Wt	24	COL Sq Ft	9	Cu Ft	10						
Upholstery	Shipping																		
COM Ydg	¾	Ctn Wt	24																
COL Sq Ft	9	Cu Ft	10																


Description	① Model	Specifications	List Price Per Grade																
Arm 	CM4401C Uph. Seat · metal frame · single chair weight - 20 lbs	<table border="1"> <thead> <tr> <th>Dimensions</th> <th>D</th> <th>W</th> <th>H</th> </tr> </thead> <tbody> <tr> <td>Overall</td> <td>20 ¼</td> <td>22 ¾</td> <td>32</td> </tr> <tr> <td>Seat</td> <td>17 ½</td> <td>18</td> <td>18</td> </tr> <tr> <td>Arm</td> <td colspan="3">25 ½</td> </tr> </tbody> </table>	Dimensions	D	W	H	Overall	20 ¼	22 ¾	32	Seat	17 ½	18	18	Arm	25 ½			COM \$625 A \$645 B \$662 COL/C \$695 D \$734 E \$774 F \$835 G \$903 H \$973 I \$1,085 J \$1,219 L1 \$916 L2 \$987
Dimensions	D	W	H																
Overall	20 ¼	22 ¾	32																
Seat	17 ½	18	18																
Arm	25 ½																		
		<table border="1"> <thead> <tr> <th>Upholstery</th> <th colspan="3">Shipping</th> </tr> </thead> <tbody> <tr> <td>COM Ydg</td> <td>¾</td> <td>Ctn Wt</td> <td>24</td> </tr> <tr> <td>COL Sq Ft</td> <td>9</td> <td>Cu Ft</td> <td>10</td> </tr> </tbody> </table>	Upholstery	Shipping			COM Ydg	¾	Ctn Wt	24	COL Sq Ft	9	Cu Ft	10					
Upholstery	Shipping																		
COM Ydg	¾	Ctn Wt	24																
COL Sq Ft	9	Cu Ft	10																

Description	① Model	Specifications	List Price Per Grade																
Arm 	CM4401D Uph. Seat/Back · metal frame · single chair weight - 20 lbs	<table border="1"> <thead> <tr> <th>Dimensions</th> <th>D</th> <th>W</th> <th>H</th> </tr> </thead> <tbody> <tr> <td>Overall</td> <td>20 ¼</td> <td>22 ¾</td> <td>32</td> </tr> <tr> <td>Seat</td> <td>17 ½</td> <td>18</td> <td>18</td> </tr> <tr> <td>Arm</td> <td colspan="3">25 ½</td> </tr> </tbody> </table>	Dimensions	D	W	H	Overall	20 ¼	22 ¾	32	Seat	17 ½	18	18	Arm	25 ½			COM \$724 A \$747 B \$772 COL/C \$813 D \$865 E \$918 F \$1,002 G \$1,090 H \$1,186 I \$1,333 J \$1,511 L1 \$1,108 L2 \$1,203
Dimensions	D	W	H																
Overall	20 ¼	22 ¾	32																
Seat	17 ½	18	18																
Arm	25 ½																		
		<table border="1"> <thead> <tr> <th>Upholstery</th> <th colspan="3">Shipping</th> </tr> </thead> <tbody> <tr> <td>COM Ydg</td> <td>1</td> <td>Ctn Wt</td> <td>24</td> </tr> <tr> <td>COL Sq Ft</td> <td>9</td> <td>Cu Ft</td> <td>10</td> </tr> </tbody> </table>	Upholstery	Shipping			COM Ydg	1	Ctn Wt	24	COL Sq Ft	9	Cu Ft	10					
Upholstery	Shipping																		
COM Ydg	1	Ctn Wt	24																
COL Sq Ft	9	Cu Ft	10																

Description	D	W	H	CTN WT	CU FT	① Model	List Price
Transport Cart  <ul style="list-style-type: none"> · welded steel frame · 4" industrial casters · only available in black 	27	20	14	42	6	TC02	\$701

Description	Model	Specifications				List Price Per Grade	
Armless  CM4402A all plastic	CM4402A All Plastic CM4402B Uph. Back • metal frame • single chair weight - 17 lbs • casters - 60 mm dual wheel non-hooded black nylon plastic • non-stacking	Dimensions	D	W	H	All Plastic	\$569
		Overall	20 ¼	19 ¼	32		COM
 CM4402B uph. back		Seat	17 ½	18	18	A	\$678
			Upholstery	Shipping		B	\$687
		COM Ydg	¾	Ctn Wt	21	COL/C	\$707
		COL Sq Ft	9	Cu Ft	9	D	\$735
						E	\$761
						F	\$803
						G	\$849
						H	\$896
						I	\$968
						J	\$1,059
						L1	\$858
						L2	\$905

Description	Model	Specifications				List Price Per Grade	
Armless 	CM4402C Uph. Seat • metal frame • single chair weight - 17 lbs • casters - 60 mm dual wheel non-hooded black nylon plastic • non-stacking	Dimensions	D	W	H	COM	\$638
		Overall	20 ¼	19 ¼	32		A
		Seat	17 ½	18	18	B	\$676
		Upholstery	Shipping			COL/C	\$705
		COM Ydg	¾	Ctn Wt	21	D	\$747
		COL Sq Ft	9	Cu Ft	9	E	\$786
						F	\$849
						G	\$915
						H	\$986
						I	\$1,098
						J	\$1,231
						L1	\$928
						L2	\$1,001

Description	Model	Specifications				List Price Per Grade	
Armless 	CM4402D Uph. Seat/Back • metal frame • single chair weight - 17 lbs • casters - 60 mm dual wheel non-hooded black nylon plastic • non-stacking	Dimensions	D	W	H	COM	\$738
		Overall	20 ¼	19 ¼	32		A
		Seat	17 ½	18	18	B	\$785
		Upholstery	Shipping			COL/C	\$828
		COM Ydg	1	Ctn Wt	21	D	\$880
		COL Sq Ft	9	Cu Ft	9	E	\$933
						F	\$1,016
						G	\$1,105
						H	\$1,199
						I	\$1,348
						J	\$1,525
						L1	\$1,121
						L2	\$1,219

To Order, Specify:

- 1 Model Number
- 2 Seat and Back Plastic Color
- 3 Frame Color - Arctic Silver (ASL) or Black Sandtex (BSX)
- 4 Fabric Selection - vendor, pattern and color

3 Seat and Back Plastic Color Options:

- CTM Chatroom
- FSM Fusion
- GVM Greek Villa
- TBM Tricorn Black

- 4 See a selection of graded in fabric manufacturers and patterns on pages 20-28. Contact Customer Service for additional fabric options.

Specifications

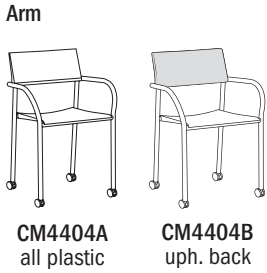
- Seat and back are polypropylene.
- Back is upholstered with ½" polyurethane foam.
- Frame is 1" 14 gauge round steel tube; powder coat metal.
- Glide is ABS plastic.
- Upholstered seat has ½" high density polyurethane foam.

Description

① Model

Specifications

List Price Per Grade



CM4404A All Plastic
CM4404B Uph. Back
 · metal frame
 · single chair weight - 20 lbs
 · casters - 60 mm dual wheel
 non-hooded black nylon plastic
 · non-stacking

Dimensions	D	W	H
Overall	20 ¼	22 ¾	32
Seat	17 ½	18	18
Arm			25 ½
Upholstery		Shipping	
COM Ydg	¾	Ctn Wt	24
COL Sq Ft	9	Cu Ft	10

All Plastic \$574
 COM \$660
 A \$678
 B \$687
 COL/C \$707
 D \$735
 E \$761
 F \$803
 G \$849
 H \$896
 I \$968
 J \$1,059
 L1 \$858
 L2 \$905

Arm



CM4404C Uph. Seat
 · metal frame
 · single chair weight - 20 lbs
 · casters - 60 mm dual wheel
 non-hooded black nylon plastic
 · non-stacking

Dimensions	D	W	H
Overall	20 ¼	22 ¾	32
Seat	17 ½	18	18
Arm			25 ½
Upholstery		Shipping	
COM Ydg	¾	Ctn Wt	24
COL Sq Ft	9	Cu Ft	10

COM \$638
 A \$658
 B \$676
 COL/C \$705
 D \$747
 E \$786
 F \$849
 G \$915
 H \$986
 I \$1,098
 J \$1,231
 L1 \$928
 L2 \$1,001

Arm






CM4404D Uph. Seat/Back
 · metal frame
 · single chair weight - 20 lbs
 · casters - 60 mm dual wheel
 non-hooded black nylon plastic
 · non-stacking


Dimensions	D	W	H
Overall	20 ¼	22 ¾	32
Seat	17 ½	18	18
Arm			25 ½
Upholstery		Shipping	
COM Ydg	1	Ctn Wt	24
COL Sq Ft	9	Cu Ft	10

COM \$738
 A \$760
 B \$785
 COL/C \$828
 D \$880
 E \$933
 F \$1,016
 G \$1,105
 H \$1,199
 I \$1,348
 J \$1,525
 L1 \$1,121
 L2 \$1,219

CYM

Description	Model	Specifications			List Price Per Grade	
Armless  CM4407A all plastic	CM4407A All Plastic CM4407B Uph. Back · counter height stool · metal frame · single chair weight - 20 lbs · non-stacking	Dimensions	D	W	H	All Plastic \$682
		Overall	22	19 ¼	36	COM \$775
 CM4407B uph. back		Seat	17 ½	19 ¼	24	A \$792
		Upholstery	Shipping			B \$804
		COM Ydg	¾	Ctn Wt	27	COL/C \$827
		COL Sq Ft	9	Cu Ft	11	D \$853
						E \$879
						F \$919
						G \$964
						H \$1,010
						I \$1,087
						J \$1,174
						L1 \$973
						L2 \$1,021

Description	Model	Specifications			List Price Per Grade	
Armless 	CM4407C Uph. Seat · counter height stool · metal frame · single chair weight - 20 lbs · non-stacking	Dimensions	D	W	H	COM \$753
		Overall	22	19 ¼	36	A \$774
		Seat	17 ½	19 ¼	24	B \$791
		Upholstery	Shipping			COL/C \$824
		COM Ydg	¾	Ctn Wt	27	D \$862
		COL Sq Ft	9	Cu Ft	11	E \$904
						F \$964
						G \$1,031
						H \$1,103
						I \$1,214
						J \$1,348
						L1 \$1,044
						L2 \$1,116

Description	Model	Specifications			List Price Per Grade	
Armless 	CM4407D Uph. Seat/Back · counter height stool · metal frame · single chair weight - 20 lbs · non-stacking	Dimensions	D	W	H	COM \$853
		Overall	22	19 ¼	36	A \$878
		Seat	17 ½	19 ¼	24	B \$900
		Upholstery	Shipping			COL/C \$942
		COM Ydg	1	Ctn Wt	27	D \$995
		COL Sq Ft	9	Cu Ft	11	E \$1,050
						F \$1,133
						G \$1,222
						H \$1,316
						I \$1,465
						J \$1,641
						L1 \$1,239
						L2 \$1,333

To Order, Specify:

- 1 Model Number
- 2 Seat and Back Plastic Color
- 3 Frame Color - Arctic Silver (ASL) or Black Sandtex (BSX)
- 4 Fabric Selection - vendor, pattern and color


3 Seat and Back Plastic Color Options:


- CTM Chatroom
- FSM Fusion
- GVM Greek Villa
- TBM Tricorn Black


- 4 See a selection of graded in fabric manufacturers and patterns on pages 20-28. Contact Customer Service for additional fabric options.

Specifications

- Seat and back are polypropylene.
- Back is upholstered with ½" polyurethane foam.
- Frame is 1" 14 gauge round steel tube; powder coat metal.
- Glide is ABS plastic.
- Upholstered seat has ½" high density polyurethane foam.

Description	① Model	Specifications	List Price Per Grade																								
Armless  CM4408A all plastic CM4408B uph. back	CM4408A All Plastic CM4408B Uph. Back <ul style="list-style-type: none"> · bar height stool · metal frame · single chair weight - 21 lbs · non-stacking 	<table border="1"> <thead> <tr> <th>Dimensions</th> <th>D</th> <th>W</th> <th>H</th> </tr> </thead> <tbody> <tr> <td>Overall</td> <td>22</td> <td>19 ¼</td> <td>42</td> </tr> <tr> <td>Seat</td> <td>17 ½</td> <td>19 ¼</td> <td>30</td> </tr> <tr> <th colspan="2">Upholstery</th> <th colspan="2">Shipping</th> </tr> <tr> <td>COM Ydg</td> <td>¾</td> <td>Ctn Wt</td> <td>28</td> </tr> <tr> <td>COL Sq Ft</td> <td>9</td> <td>Cu Ft</td> <td>12</td> </tr> </tbody> </table>	Dimensions	D	W	H	Overall	22	19 ¼	42	Seat	17 ½	19 ¼	30	Upholstery		Shipping		COM Ydg	¾	Ctn Wt	28	COL Sq Ft	9	Cu Ft	12	All Plastic \$687 COM \$782 A \$798 B \$813 COL/C \$832 D \$859 E \$885 F \$926 G \$969 H \$1,019 I \$1,092 J \$1,182 L1 \$981 L2 \$1,027
Dimensions	D	W	H																								
Overall	22	19 ¼	42																								
Seat	17 ½	19 ¼	30																								
Upholstery		Shipping																									
COM Ydg	¾	Ctn Wt	28																								
COL Sq Ft	9	Cu Ft	12																								

Armless 	CM4408C Uph. Seat <ul style="list-style-type: none"> · bar height stool · metal frame · single chair weight - 21 lbs · non-stacking 	<table border="1"> <thead> <tr> <th>Dimensions</th> <th>D</th> <th>W</th> <th>H</th> </tr> </thead> <tbody> <tr> <td>Overall</td> <td>22</td> <td>19 ¼</td> <td>42</td> </tr> <tr> <td>Seat</td> <td>17 ½</td> <td>19 ¼</td> <td>30</td> </tr> <tr> <th colspan="2">Upholstery</th> <th colspan="2">Shipping</th> </tr> <tr> <td>COM Ydg</td> <td>¾</td> <td>Ctn Wt</td> <td>28</td> </tr> <tr> <td>COL Sq Ft</td> <td>9</td> <td>Cu Ft</td> <td>12</td> </tr> </tbody> </table>	Dimensions	D	W	H	Overall	22	19 ¼	42	Seat	17 ½	19 ¼	30	Upholstery		Shipping		COM Ydg	¾	Ctn Wt	28	COL Sq Ft	9	Cu Ft	12	COM \$760 A \$782 B \$798 COL/C \$831 D \$871 E \$912 F \$971 G \$1,039 H \$1,110 I \$1,222 J \$1,356 L1 \$1,052 L2 \$1,122
Dimensions	D	W	H																								
Overall	22	19 ¼	42																								
Seat	17 ½	19 ¼	30																								
Upholstery		Shipping																									
COM Ydg	¾	Ctn Wt	28																								
COL Sq Ft	9	Cu Ft	12																								

Armless 	CM4408D Uph. Seat/Back <ul style="list-style-type: none"> · bar height stool · metal frame · single chair weight - 21 lbs · non-stacking 	<table border="1"> <thead> <tr> <th>Dimensions</th> <th>D</th> <th>W</th> <th>H</th> </tr> </thead> <tbody> <tr> <td>Overall</td> <td>22</td> <td>19 ¼</td> <td>42</td> </tr> <tr> <td>Seat</td> <td>17 ½</td> <td>19 ¼</td> <td>30</td> </tr> <tr> <th colspan="2">Upholstery</th> <th colspan="2">Shipping</th> </tr> <tr> <td>COM Ydg</td> <td>1</td> <td>Ctn Wt</td> <td>28</td> </tr> <tr> <td>COL Sq Ft</td> <td>9</td> <td>Cu Ft</td> <td>12</td> </tr> </tbody> </table>	Dimensions	D	W	H	Overall	22	19 ¼	42	Seat	17 ½	19 ¼	30	Upholstery		Shipping		COM Ydg	1	Ctn Wt	28	COL Sq Ft	9	Cu Ft	12	COM \$859 A \$884 B \$908 COL/C \$950 D \$1,003 E \$1,057 F \$1,139 G \$1,229 H \$1,322 I \$1,470 J \$1,647 L1 \$1,244 L2 \$1,339
Dimensions	D	W	H																								
Overall	22	19 ¼	42																								
Seat	17 ½	19 ¼	30																								
Upholstery		Shipping																									
COM Ydg	1	Ctn Wt	28																								
COL Sq Ft	9	Cu Ft	12																								

Description

1 Model

Specifications

List Price Per Grade

Arm



CM4400A
all plastic

CM4400B
uph. back

- CM4400A All Plastic**
CM4400B Uph. Back
- swivel tilt mechanism
 - black nylon base
 - optional polished aluminum base - add \$87 list
 - metal frame
 - single chair weight - 31 lbs
 - overall height range is 29 1/4 - 33
 - seat height range is 17 3/4 - 21 1/2
 - arm height range is 24 1/2 - 28 1/4

Dimensions	D	W	H
Overall	28 1/2	28 1/2	33
Seat	17 1/2	18	21 1/2
Arm			28 1/4
Upholstery		Shipping	
COM Ydg	3/4	Ctn Wt	38
COL Sq Ft	9	Cu Ft	13

- All Plastic \$765
 COM \$859
 A \$878
 B \$890
 COL/C \$912
 D \$937
 E \$964
 F \$1,005
 G \$1,050
 H \$1,097
 I \$1,170
 J \$1,260
 L1 \$1,059
 L2 \$1,106

Arm



- CM4400C Uph. Seat**
- swivel tilt mechanism
 - black nylon base
 - optional polished aluminum base - add \$87 list
 - metal frame
 - single chair weight - 31 lbs
 - overall height range is 29 1/4 - 33
 - seat height range is 17 3/4 - 21 1/2
 - arm height range is 24 1/2 - 28 1/4

Dimensions	D	W	H
Overall	28 1/2	28 1/2	33
Seat	17 1/2	18	21 1/2
Arm			28 1/4
Upholstery		Shipping	
COM Ydg	3/4	Ctn Wt	38
COL Sq Ft	9	Cu Ft	13

- COM \$837
 A \$860
 B \$878
 COL/C \$909
 D \$950
 E \$989
 F \$1,051
 G \$1,118
 H \$1,189
 I \$1,300
 J \$1,434
 L1 \$1,131
 L2 \$1,202

Arm



- CM4400D Uph. Seat/Back**
- swivel tilt mechanism
 - black nylon base
 - optional polished aluminum base - add \$87 list
 - metal frame
 - single chair weight - 31 lbs
 - overall height range is 29 1/4 - 33
 - seat height range is 17 3/4 - 21 1/2
 - arm height range is 24 1/2 - 28 1/4

Dimensions	D	W	H
Overall	28 1/2	28 1/2	33
Seat	17 1/2	18	21 1/2
Arm			28 1/4
Upholstery		Shipping	
COM Ydg	1	Ctn Wt	38
COL Sq Ft	9	Cu Ft	13

- COM \$935
 A \$962
 B \$985
 COL/C \$1,027
 D \$1,080
 E \$1,134
 F \$1,218
 G \$1,306
 H \$1,399
 I \$1,548
 J \$1,725
 L1 \$1,323
 L2 \$1,418

To Order, Specify:

- 1 Model Number
- 2 Seat and Back Plastic Color
- 3 Frame Color - Arctic Silver (ASL) or Black Sandtex (BSX)
- 4 Fabric Selection - vendor, pattern and color

3 Seat and Back Plastic Color Options:

- CTM Chatroom
- FSM Fusion
- GVM Greek Villa
- TBM Tricorn Black

- 4 See a selection of graded in fabric manufacturers and patterns on pages 20-28. Contact Customer Service for additional fabric options.

Specifications

- Seat and back are polypropylene.
- Back is upholstered with 1/2" polyurethane foam.
- Frame is 1" 14 gauge round steel tube; powder coat metal.
- Glide is ABS plastic.
- Upholstered seat has 1/2" high density polyurethane foam.

Encore Lounge Order Check List:



Specify:

- 1. Model Number
- 2. Wood Species - Maple (M)
- 3. Wood Finish
- 4. Fabric Selection - vendor, pattern and color
- 5. Leg Style - disk or column
- 6. Leg/Trim Color - Black Sandtex (BSX) or Stardust Silver (STS)
- 7. Optional Easy Mobility Package - add \$134 list per chair; available on any single seat, non-wedge lounge
- 8. Optional Coordinating Wood Grain Laminate Surfaces - no upcharge

Example:

EN9201UW | M | AUB | MOMENTUM | VOX | MYSTIC | COLUMN | BLACK SANDTEX
 (model #) | (wood species) | (finish) | (fabric vendor) | (pattern name) | (pattern color) | (leg style) | (leg color)

1. Model Number

2. Wood Species - Maple (M)

3. Wood Finish Options:

ALM Ale Medium	FLX Flax
AUB Auburn	HRV Harvest*
BRL Barley	LGC Legacy
BBM Bourbon Medium	MCH Mocha*
BRM Brighton Medium	NTO Night Owl*
BUT Butterscotch	PRL Praline*
CIN Cinnamon	SAF Saffron
CLA Classic	SIE Sienna*
CLL Collectors*	TOF Toffee
EAR Earthy	TRF Truffle*
ESP Espresso	VEN Venetian

*finishes have coordinating laminate top option

4. Fabric Selection - Please supply the following:

- Fabric vendor
- Pattern name
- Pattern color

[For a complete list of JSI Graded-In Fabric click here](#)

When specifying contrasting upholstery, indicate clearly which upholstery is to be applied to the seat, back and arms. Use higher grade pricing.

- Indicate direction of fabric - Railroaded or Up the Roll
- Please provide illustration, if available

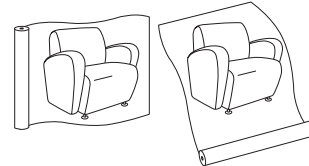
All COM orders must include the following:

- Vendor's name, pattern name and color
- Sample of the fabric attached to order
- Model numbers of items for fabric application
- Special application instructions (e.g., all stripes will be front to back unless specified otherwise)
- Customer and purchase order number

Ship prepaid COM material to:

JSI
 Attn: COM Department
 201 East Martin Street
 Receiving B, Dock 71
 Orleans, IN 47452

Application of fabric:
 Railroaded Up the Roll




All COM orders will ship at standard lead time from receipt of COM except for orders requiring special custom matched finishes.

5. Leg Style Options:


Lounge Leg Style



Lounge Disk Leg
 · adjustable height glide
 · nylon glide



Lounge Column Leg
 · fixed height
 · nylon glide



Lounge Caster

Table Leg Style



Table Disk Leg
 · adjustable height glide
 · nylon glide



Lounge Column Leg
 · fixed height
 · nylon glide

6. Leg/Trim Color - Black Sandtex (BSX) or Stardust Silver (STS); all metal/trim color will match

7. Easy Mobility Package Option - add \$134 list per chair



· available on any single seat, non-wedge lounge
 · front casters, back legs for easy mobility
 · handle attached on back

8. Optional Coordinating Wood Grain Laminate Available on Wood Cap Arms, Tablet Arm and Table Tops - no upcharge. Finishes with an asterisk (*) have a coordinating laminate available.

Description

1 Model

Specifications

List Price Per Grade

Single Seat

NOW!



EN9201U

- optional easy mobility package - add \$134 list per chair
- optional tablet available on right or left arm (as seated in unit); specify when ordering and add \$387 list

Dimensions	D	W	H
Overall	29	35 1/2	32
Seat	20 1/2	23 1/2	18
Arm			26
Upholstery		Shipping	
COM Ydg	6	Ctn Wt	80
COL Sq Ft	120	Cu Ft	21

COM	\$2,214
A	\$2,277
B	\$2,406
COL/C	\$2,630
D	\$2,918
E	\$3,205
F	\$3,508
G	\$3,938
H	\$4,398
I	\$5,116
J	\$5,979
L1	\$4,256
L2	\$4,772

Single Seat with Folding Tablet Arm

NOW!



tablet on right arm



tablet arm stowed



easy mobility package

EN9251

- tablet arm: 19 1/4" x 10 3/4"
- 3/4" thick tablet features beveled edge
- tablet height: 27"
- rotating tablet with tilt and stow mechanism
- clearance for tablet operations is 10"
- includes easy mobility package
- tablet available on right or left arm (as seated in unit); specify when ordering

Dimensions	D	W	H
Overall	29	36 1/2	32
Seat	20 1/2	23 1/2	18
Arm			26
Upholstery		Shipping	
COM Ydg	6 1/4	Ctn Wt	85
COL Sq Ft	125	Cu Ft	21

COM	\$2,597
A	\$2,664
B	\$2,798
COL/C	\$3,030
D	\$3,330
E	\$3,628
F	\$3,946
G	\$4,395
H	\$4,872
I	\$5,622
J	\$6,519
L1	\$4,724
L2	\$5,261

Single Seat with Wood Cap Arm

NOW!






EN9201UW

- metal spacers will match leg color
- optional easy mobility package - add \$134 list per chair

Dimensions	D	W	H
Overall	30	36 1/2	32
Seat	20 1/2	23 1/2	18
Arm			24 1/2
Upholstery		Shipping	
COM Ydg	6	Ctn Wt	80
COL Sq Ft	120	Cu Ft	21

COM	\$2,367
A	\$2,432
B	\$2,561
COL/C	\$2,784
D	\$3,073
E	\$3,359
F	\$3,662
G	\$4,093
H	\$4,552
I	\$5,270
J	\$6,134
L1	\$4,408
L2	\$4,926

Description	1 Model	Specifications				List Price Per Grade	
Single Seat with Open Wood Cap Arm 	EN9201W • metal arm support will match leg color • optional easy mobility package - add \$134 list per chair	Dimensions		D	W	H	COM \$1,763
		Overall	30	36½	32	A \$1,794	
		Seat	20½	23½	18	B \$1,859	
		Arm			24½	COL/C \$1,971	
		Upholstery		Shipping		D \$2,116	
		COM Ydg	3	Ctn Wt	64	E \$2,258	
		COL Sq Ft	60	Cu Ft	21	F \$2,409	
						G \$2,626	
						H \$2,854	
						I \$3,215	
				J \$3,647			
				L1 \$2,785			
				L2 \$3,044			

Description	1 Model	Specifications				List Price Per Grade	
Single Seat  <p>EN9201T-R right</p>  <p>EN9201T-L left</p>	EN9201T-R EN9201T-L • 360° swivel tablet arm • optional tilt-out power available; specify right or left (as seated in unit); see page 305 for more details • tablet features flat edge • metal tablet arm will match leg color • optional easy mobility package - add \$134 list per chair	Dimensions		D	W	H	COM \$1,407
		Overall	29	30½	32	A \$1,438	
		Seat	20½	23½	18	B \$1,504	
		Arm			24½	COL/C \$1,615	
		Upholstery		Shipping		D \$1,760	
		COM Ydg	3	Ctn Wt	55	E \$1,901	
		COL Sq Ft	60	Cu Ft	18	F \$2,054	
						G \$2,271	
						H \$2,499	
						I \$2,858	
				J \$3,290			
				L1 \$2,429			
				L2 \$2,687			

To Order, Specify:

- 1 Model Number
- 2 Wood Species - Maple (M)
- 3 Wood Finish
- 4 Fabric Selection - vendor, pattern and color
- 5 Leg Style and Color
- 6 Metal Color - Black Sandtex (BSX) or Stardust Silver (STS)
- 7 Optional Easy Mobility Package - add \$134 list per chair; available on any single seat, non-wedge lounge. Optional Coordinating Wood Grain Laminate Available on Wood Cap Arms and Tablet Arm - no upcharge. Finishes with an asterisk have a coordinating laminate available.

3 Wood Finish Options:

Maple		FLX	Flax
ALM	Ale Medium	HRV	Harvest*
AUB	Auburn	LGC	Legacy
BRL	Barley	MCH	Mocha*
BBM	Bourbon Medium	NTO	Night Owl*
BRM	Brighton Medium	PRL	Praline*
BUT	Butterscotch	SAF	Saffron
CIN	Cinnamon	SIE	Sienna*
CLA	Classic	TOF	Toffee
CLL	Collectors*	TRF	Truffle*
EAR	Earthy	VEN	Venetian
ESP	Espresso		

*finishes with coordinating laminate top option

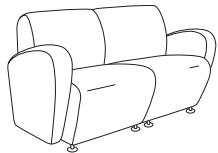
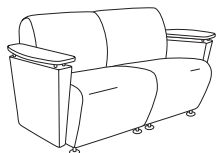
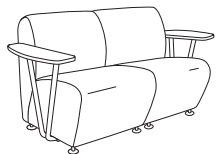
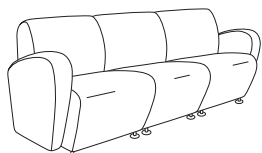
Specifications

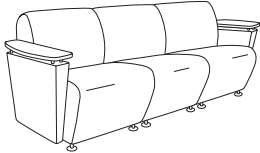
- Wood species - Maple.
- Seat has 8½" high density polyurethane foam.
- Back has 7½" high density polyurethane foam.
- Upholstered arms have 4½" high density polyurethane foam.
- Wood caps and tablet are ¾" thick
- Plywood construction with spiral grooved solid wood dowels, glue and screws.
- Some assembly required.
- Standard with nylon glides.

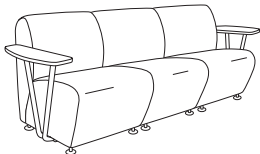
- 4 See a selection of graded in fabric manufacturers and patterns on pages 20-28 Contact Customer Service for additional fabric options.

When ordering Quickship products, place a "Q" in front of model number. Example: QEN9210W

Need it.
JSI Quickship

Description	Model	Specifications	List Price Per Grade																												
Two Seat 	EN9202U · optional tablet available on right or left arm (as seated in unit); specify when ordering and add \$387 list	<table border="1"> <thead> <tr> <th>Dimensions</th> <th>D</th> <th>W</th> <th>H</th> </tr> </thead> <tbody> <tr> <td>Overall</td> <td>29</td> <td>59 ¼</td> <td>32</td> </tr> <tr> <td>Seat</td> <td>20 ½</td> <td>47 ¼</td> <td>18</td> </tr> <tr> <td>Arm</td> <td></td> <td></td> <td>26</td> </tr> <tr> <th colspan="2">Upholstery</th> <th colspan="2">Shipping</th> </tr> <tr> <td>COM Ydg</td> <td>9</td> <td>Ctn Wt</td> <td>130</td> </tr> <tr> <td>COL Sq Ft</td> <td>180</td> <td>Cu Ft</td> <td>35</td> </tr> </tbody> </table>	Dimensions	D	W	H	Overall	29	59 ¼	32	Seat	20 ½	47 ¼	18	Arm			26	Upholstery		Shipping		COM Ydg	9	Ctn Wt	130	COL Sq Ft	180	Cu Ft	35	COM \$3,441 A \$3,536 B \$3,728 COL/C \$4,063 D \$4,494 E \$4,925 F \$5,380 G \$6,027 H \$6,717 I \$7,794 J \$9,088 L1 \$6,502 L2 \$7,278
Dimensions	D	W	H																												
Overall	29	59 ¼	32																												
Seat	20 ½	47 ¼	18																												
Arm			26																												
Upholstery		Shipping																													
COM Ydg	9	Ctn Wt	130																												
COL Sq Ft	180	Cu Ft	35																												
Two Seat with Wood Cap Arm 	EN9202UW · metal spacers will match leg color	<table border="1"> <thead> <tr> <th>Dimensions</th> <th>D</th> <th>W</th> <th>H</th> </tr> </thead> <tbody> <tr> <td>Overall</td> <td>30</td> <td>60 ¼</td> <td>32</td> </tr> <tr> <td>Seat</td> <td>20 ½</td> <td>47 ¼</td> <td>18</td> </tr> <tr> <td>Arm</td> <td></td> <td></td> <td>24 ½</td> </tr> <tr> <th colspan="2">Upholstery</th> <th colspan="2">Shipping</th> </tr> <tr> <td>COM Ydg</td> <td>9</td> <td>Ctn Wt</td> <td>130</td> </tr> <tr> <td>COL Sq Ft</td> <td>180</td> <td>Cu Ft</td> <td>35</td> </tr> </tbody> </table>	Dimensions	D	W	H	Overall	30	60 ¼	32	Seat	20 ½	47 ¼	18	Arm			24 ½	Upholstery		Shipping		COM Ydg	9	Ctn Wt	130	COL Sq Ft	180	Cu Ft	35	COM \$3,595 A \$3,692 B \$3,884 COL/C \$4,219 D \$4,649 E \$5,081 F \$5,536 G \$6,182 H \$6,873 I \$7,949 J \$9,243 L1 \$6,656 L2 \$7,432
Dimensions	D	W	H																												
Overall	30	60 ¼	32																												
Seat	20 ½	47 ¼	18																												
Arm			24 ½																												
Upholstery		Shipping																													
COM Ydg	9	Ctn Wt	130																												
COL Sq Ft	180	Cu Ft	35																												
Two Seat with Open Wood Cap Arm 	EN9202W · metal arm support will match leg color	<table border="1"> <thead> <tr> <th>Dimensions</th> <th>D</th> <th>W</th> <th>H</th> </tr> </thead> <tbody> <tr> <td>Overall</td> <td>30</td> <td>60 ¼</td> <td>32</td> </tr> <tr> <td>Seat</td> <td>20 ½</td> <td>47 ¼</td> <td>18</td> </tr> <tr> <td>Arm</td> <td></td> <td></td> <td>24 ½</td> </tr> <tr> <th colspan="2">Upholstery</th> <th colspan="2">Shipping</th> </tr> <tr> <td>COM Ydg</td> <td>6</td> <td>Ctn Wt</td> <td>114</td> </tr> <tr> <td>COL Sq Ft</td> <td>120</td> <td>Cu Ft</td> <td>35</td> </tr> </tbody> </table>	Dimensions	D	W	H	Overall	30	60 ¼	32	Seat	20 ½	47 ¼	18	Arm			24 ½	Upholstery		Shipping		COM Ydg	6	Ctn Wt	114	COL Sq Ft	120	Cu Ft	35	COM \$2,997 A \$3,058 B \$3,187 COL/C \$3,411 D \$3,698 E \$3,986 F \$4,289 G \$4,720 H \$5,179 I \$5,900 J \$6,761 L1 \$5,038 L2 \$5,554
Dimensions	D	W	H																												
Overall	30	60 ¼	32																												
Seat	20 ½	47 ¼	18																												
Arm			24 ½																												
Upholstery		Shipping																													
COM Ydg	6	Ctn Wt	114																												
COL Sq Ft	120	Cu Ft	35																												
Three Seat 	EN9203U · optional tablet available on right or left arm (as seated in unit); specify when ordering and add \$387 list	<table border="1"> <thead> <tr> <th>Dimensions</th> <th>D</th> <th>W</th> <th>H</th> </tr> </thead> <tbody> <tr> <td>Overall</td> <td>29</td> <td>83</td> <td>32</td> </tr> <tr> <td>Seat</td> <td>20 ½</td> <td>70 ¾</td> <td>18</td> </tr> <tr> <td>Arm</td> <td></td> <td></td> <td>26</td> </tr> <tr> <th colspan="2">Upholstery</th> <th colspan="2">Shipping</th> </tr> <tr> <td>COM Ydg</td> <td>12</td> <td>Ctn Wt</td> <td>180</td> </tr> <tr> <td>COL Sq Ft</td> <td>240</td> <td>Cu Ft</td> <td>49</td> </tr> </tbody> </table>	Dimensions	D	W	H	Overall	29	83	32	Seat	20 ½	70 ¾	18	Arm			26	Upholstery		Shipping		COM Ydg	12	Ctn Wt	180	COL Sq Ft	240	Cu Ft	49	COM \$4,672 A \$4,801 B \$5,056 COL/C \$5,502 D \$6,078 E \$6,653 F \$7,258 G \$8,121 H \$9,040 I \$10,478 J \$12,203 L1 \$8,755 L2 \$9,788
Dimensions	D	W	H																												
Overall	29	83	32																												
Seat	20 ½	70 ¾	18																												
Arm			26																												
Upholstery		Shipping																													
COM Ydg	12	Ctn Wt	180																												
COL Sq Ft	240	Cu Ft	49																												

Description	1 Model	Specifications				List Price Per Grade		
Three Seat with Wood Cap Arm 	EN9203UW · metal spacers will match leg color	Dimensions		D	W	H	COM \$4,826	
		Overall		30	84	32	A \$4,955	
		Seat		20 ½	70 ¾	18	B \$5,211	
		Arm				24 ½	COL/C \$5,657	
		Upholstery		Shipping				D \$6,233
		COM Ydg		12	Ctn Wt	180	E \$6,808	
		COL Sq Ft		240	Cu Ft	49	F \$7,413	
							G \$8,276	
							H \$9,195	
							I \$10,632	

Description	1 Model	Specifications				List Price Per Grade		
Three Seat with Open Wood Cap Arm 	EN9203W · metal arm support will match leg color	Dimensions		D	W	H	COM \$4,222	
		Overall		30	84	32	A \$4,317	
		Seat		20 ½	70 ¾	18	B \$4,511	
		Arm				24 ½	COL/C \$4,846	
		Upholstery		Shipping				D \$5,278
		COM Ydg		9	Ctn Wt	164	E \$5,707	
		COL Sq Ft		180	Cu Ft	49	F \$6,164	
							G \$6,809	
							H \$7,498	
							I \$8,577	

To Order, Specify:

- 1 Model Number
- 2 Wood Species - Maple (M)
- 3 Wood Finish
- 4 Fabric Selection - vendor, pattern and color
- 5 Leg Style and Color
- 6 Metal Color - Black Sandtex (BSX) or Stardust Silver (STS)
- 7 Optional Coordinating Wood Grain Laminate Available on Wood Cap Arms and Tablet Arm - no upcharge. Finishes with an asterisk have a coordinating laminate available.

3 Wood Finish Options:

Maple		FLX	Flax
ALM	Ale Medium	HRV	Harvest*
AUB	Auburn	LGC	Legacy
BRL	Barley	MCH	Mocha*
BBM	Bourbon Medium	NTO	Night Owl*
BRM	Brighton Medium	PRL	Praline*
BUT	Butterscotch	SAF	Saffron
CIN	Cinnamon	SIE	Sienna*
CLA	Classic	TOF	Toffee
CLL	Collectors*	TRF	Truffle*
EAR	Earthy	VEN	Venetian
ESP	Espresso		

*finishes with coordinating laminate top option

Specifications

- Wood species - Maple.
- Seat has 8 ½" high density polyurethane foam.
- Back has 7 ½" high density polyurethane foam.
- Upholstered arms have 4 ½" high density polyurethane foam.
- Wood caps and tablet are ¾" thick
- Plywood construction with spiral grooved solid wood dowels, glue and screws.
- Some assembly required.
- Standard with nylon glides.

4 See a selection of graded in fabric manufacturers and patterns on pages 20-28 Contact Customer Service for additional fabric options.

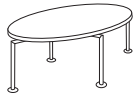
When ordering Quickship products, place a "Q" in front of model number. Example: QEN9210W



ENCORE FREESTANDING TABLES

Description	D	W	H	CTN WT	CU FT	① Model	List Price
Oval Magazine Table	21 1/2	42 1/2	17	25	3	EN2142	\$1,249

NOW!



Round Magazine Table	36 1/2	36 1/2	17	28	4	EN36R	\$1,160
	30 1/2	30 1/2	17	25	3	EN30R	\$1,128

NOW!



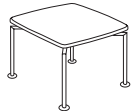
Rectangular Magazine Table	24 1/2	48 1/2	17	30	4	EN2448	\$1,092
----------------------------	--------	--------	----	----	---	--------	---------

NOW!



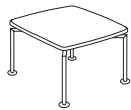
Square End Table	30 3/4	30 3/4	22 1/4	25	3	EN3030-22	\$1,058
	24 3/4	24 3/4	22 1/4	20	3	EN2424-22	\$918

NOW!


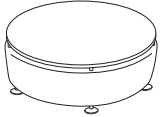
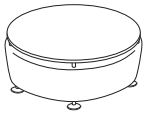


Square Magazine Table	30 3/4	30 3/4	17	25	3	EN3030-17	\$1,031
	24 3/4	24 3/4	17	20	3	EN2424-17	\$896

NOW!



ENCORE

Description	1 Model	Specifications				List Price Per Grade	
Oval Magazine Table 	EN2142B • upholstered base • metal spacers will match leg color	Dimensions		D	W	H	COM \$1,489
		Overall	21 1/2	42 1/2	17	A \$1,509	
		Upholstery		Shipping			B \$1,545
		COM Ydg	1 3/4	Ctn Wt	56	COL/C \$1,611	D \$1,695
		COL Sq Ft	35	Cu Ft	10	E \$1,778	F \$1,867
						G \$1,991	H \$2,127
						I \$2,337	J \$2,588
						L1 \$2,083	L2 \$2,234
Round Magazine Table 	EN36RB • upholstered base • metal spacers will match leg color	Dimensions		D	W	H	COM \$1,410
		Overall	36 1/2	36 1/2	17	A \$1,444	
		Upholstery		Shipping			B \$1,507
		COM Ydg	3	Ctn Wt	75	COL/C \$1,618	D \$1,763
		COL Sq Ft	60	Cu Ft	14	E \$1,905	F \$2,058
						G \$2,274	H \$2,503
						I \$2,865	J \$3,293
						L1 \$2,432	L2 \$2,691
Round Magazine Table 	EN30RB • upholstered base • metal spacers will match leg color	Dimensions		D	W	H	COM \$1,379
		Overall	30 1/2	30 1/2	17	A \$1,403	
		Upholstery		Shipping			B \$1,445
		COM Ydg	2	Ctn Wt	58	COL/C \$1,519	D \$1,615
		COL Sq Ft	40	Cu Ft	11	E \$1,711	F \$1,813
						G \$1,954	H \$2,107
						I \$2,349	J \$2,635
						L1 \$2,060	L2 \$2,232

To Order, Specify:

- 1 Model Number
- 2 Wood Species - Maple (M)
- 3 Wood Finish
- 4 Fabric Selection - vendor, pattern and color
- 5 Leg Style and Color
- 6 Metal Color - Black Sandtex (BSX) or Stardust Silver (STS)
- 7 Optional Coordinating Wood Grain Laminate Available on Table top - no upcharge. Finishes with an asterisk have a coordinating laminate available.

3 Wood Finish Options:

Maple		FLX	Flax
ALM	Ale Medium	HRV	Harvest*
AUB	Auburn	LGC	Legacy
BRL	Barley	MCH	Mocha*
BBM	Bourbon Medium	NTO	Night Owl*
BRM	Brighton Medium	PRL	Praline*
BUT	Butterscotch	SAF	Saffron
CIN	Cinnamon	SIE	Sienna*
CLA	Classic	TOF	Toffee
CLL	Collectors*	TRF	Truffle*
EAR	Earthy	VEN	Venetian
ESP	Espresso		

*finishes with coordinating laminate top option

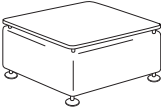
Specifications

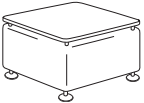
- Wood species - Maple.
- Table tops are 3/4" thick.
- Upholstered bases have 4 1/2" high density polyurethane foam.
- Plywood construction with spiral grooved solid wood dowels, glue and screws.
- Tables ship KD; some assembly required.
- Standard with nylon glides.

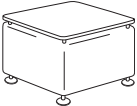
When ordering Quickship products, place a "Q" in front of model number.
 Example: QEN9210W



- 4 See a selection of graded in fabric manufacturers and patterns on pages 20-28 Contact Customer Service for additional fabric options.

Description	1 Model	Specifications			List Price Per Grade	
Square Magazine Table 	EN3030-17B · upholstered base · metal spacers will match leg color	Dimensions	D	W	H	COM \$1,284
		Overall	30 ¾	30 ¾	17	A \$1,318
		Upholstery	Shipping			B \$1,383
		COM Ydg	3	Ctn Wt	78	COL/C \$1,493
		COL Sq Ft	60	Cu Ft	11	D \$1,639
					E \$1,782	
					F \$1,932	
					G \$2,150	
					H \$2,378	
					I \$2,738	
					J \$3,171	
					L1 \$2,308	
					L2 \$2,565	

Description	1 Model	Specifications			List Price Per Grade	
Square Magazine Table 	EN2424-17B · upholstered base · metal spacers will match leg color	Dimensions	D	W	H	COM \$1,173
		Overall	24 ¾	24 ¾	17	A \$1,195
		Upholstery	Shipping			B \$1,237
		COM Ydg	2	Ctn Wt	58	COL/C \$1,312
		COL Sq Ft	40	Cu Ft	8	D \$1,408
					E \$1,504	
					F \$1,606	
					G \$1,747	
					H \$1,899	
					I \$2,141	
					J \$2,429	
					L1 \$1,853	
					L2 \$2,026	

Description	1 Model	Specifications			List Price Per Grade	
Square End Table 	EN2424-22B · upholstered base · metal spacers will match leg color	Dimensions	D	W	H	COM \$1,179
		Overall	24 ¾	24 ¾	22	A \$1,203
		Upholstery	Shipping			B \$1,248
		COM Ydg	2 ½	Ctn Wt	65	COL/C \$1,327
		COL Sq Ft	43	Cu Ft	10	D \$1,428
					E \$1,529	
					F \$1,639	
					G \$1,790	
					H \$1,953	
					I \$2,207	
					J \$2,512	
					L1 \$1,901	
					L2 \$2,085	

To Order, Specify:

- 1 Model Number
- 2 Wood Species - Maple (M)
- 3 Wood Finish
- 4 Fabric Selection - vendor, pattern and color
- 5 Leg Style and Color
- 6 Metal Color - Black Sandtex (BSX) or Stardust Silver (STS)
- 7 Optional Coordinating Wood Grain Laminate Available on Table top - no upcharge. Finishes with an asterisk have a coordinating laminate available.

3 Wood Finish Options:

Maple	
ALM Ale Medium	FLX Flax
AUB Auburn	HRV Harvest*
BRL Barley	LGC Legacy
BBM Bourbon Medium	MCH Mocha*
BRM Brighton Medium	NTO Night Owl*
BUT Butterscotch	PRL Praline*
CIN Cinnamon	SAF Saffron
CLA Classic	SIE Sienna*
CLL Collectors*	TOF Toffee
EAR Earthy	TRF Truffle*
ESP Espresso	VEN Venetian

*finishes with coordinating laminate top option


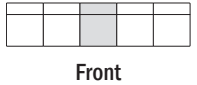
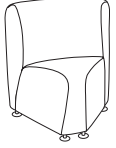
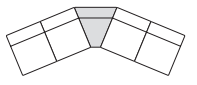

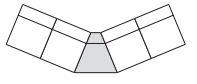
Specifications

- Wood species - Maple veneer.
- Table tops are ¾" thick.
- Upholstered bases have 4 ½" high density polyurethane foam.
- Plywood construction with spiral grooved solid wood dowels, glue and screws.
- Tables ship KD; some assembly required.
- Standard with nylon glides.

When ordering Quickship products, place a "Q" in front of model number.
 Example: QEN9210W

NOW!
Need it.
 JSI Quickship

- 4 See a selection of graded in fabric manufacturers and patterns on pages 20-28 Contact Customer Service for additional fabric options.

Description	1 Model	Specifications	List Price Per Grade																										
Armless Lounge   Front	EN9210 • optional tilt-out power available; specify right or left (as seated in unit); see page 305 for more details • optional easy mobility package - add \$134 list • optional rotating tablet arm - see page 302; specify right (EN9230T-R) or left (EN9230T-L)	<table border="1"> <thead> <tr> <th>Dimensions</th> <th>D</th> <th>W</th> <th>H</th> </tr> </thead> <tbody> <tr> <td>Overall</td> <td>29</td> <td>23 1/2</td> <td>32</td> </tr> <tr> <td>Seat</td> <td>20 1/2</td> <td>23 1/2</td> <td>18</td> </tr> </tbody> </table>	Dimensions	D	W	H	Overall	29	23 1/2	32	Seat	20 1/2	23 1/2	18	<table border="1"> <thead> <tr> <th colspan="2">Upholstery</th> <th colspan="2">Shipping</th> </tr> </thead> <tbody> <tr> <td>COM Ydg</td> <td>3</td> <td>Ctn Wt</td> <td>50</td> </tr> <tr> <td>COL Sq Ft</td> <td>60</td> <td>Cu Ft</td> <td>14</td> </tr> </tbody> </table>	Upholstery		Shipping		COM Ydg	3	Ctn Wt	50	COL Sq Ft	60	Cu Ft	14		
		Dimensions	D	W	H																								
Overall	29	23 1/2	32																										
Seat	20 1/2	23 1/2	18																										
Upholstery		Shipping																											
COM Ydg	3	Ctn Wt	50																										
COL Sq Ft	60	Cu Ft	14																										
		<table border="1"> <tbody> <tr><td>COM</td><td>\$1,238</td></tr> <tr><td>A</td><td>\$1,272</td></tr> <tr><td>B</td><td>\$1,335</td></tr> <tr><td>COL/C</td><td>\$1,448</td></tr> <tr><td>D</td><td>\$1,589</td></tr> <tr><td>E</td><td>\$1,734</td></tr> <tr><td>F</td><td>\$1,887</td></tr> <tr><td>G</td><td>\$2,101</td></tr> <tr><td>H</td><td>\$2,330</td></tr> <tr><td>I</td><td>\$2,691</td></tr> <tr><td>J</td><td>\$3,121</td></tr> <tr><td>L1</td><td>\$2,259</td></tr> <tr><td>L2</td><td>\$2,519</td></tr> </tbody> </table>		COM	\$1,238	A	\$1,272	B	\$1,335	COL/C	\$1,448	D	\$1,589	E	\$1,734	F	\$1,887	G	\$2,101	H	\$2,330	I	\$2,691	J	\$3,121	L1	\$2,259	L2	\$2,519
COM	\$1,238																												
A	\$1,272																												
B	\$1,335																												
COL/C	\$1,448																												
D	\$1,589																												
E	\$1,734																												
F	\$1,887																												
G	\$2,101																												
H	\$2,330																												
I	\$2,691																												
J	\$3,121																												
L1	\$2,259																												
L2	\$2,519																												
45° Armless Lounge   Front	EN9211 • 45° inside angle seat • two units joined - 90° unit • casters not recommended • tilt-out power not available	<table border="1"> <thead> <tr> <th>Dimensions</th> <th>D</th> <th>W</th> <th>H</th> </tr> </thead> <tbody> <tr> <td>Overall</td> <td>29</td> <td>26 1/2</td> <td>32</td> </tr> <tr> <td>Seat</td> <td>20 1/2</td> <td>23 1/2</td> <td>18</td> </tr> </tbody> </table>	Dimensions	D	W	H	Overall	29	26 1/2	32	Seat	20 1/2	23 1/2	18	<table border="1"> <thead> <tr> <th colspan="2">Upholstery</th> <th colspan="2">Shipping</th> </tr> </thead> <tbody> <tr> <td>COM Ydg</td> <td>3 1/4</td> <td>Ctn Wt</td> <td>44</td> </tr> <tr> <td>COL Sq Ft</td> <td>65</td> <td>Cu Ft</td> <td>14</td> </tr> </tbody> </table>	Upholstery		Shipping		COM Ydg	3 1/4	Ctn Wt	44	COL Sq Ft	65	Cu Ft	14		
		Dimensions	D	W	H																								
Overall	29	26 1/2	32																										
Seat	20 1/2	23 1/2	18																										
Upholstery		Shipping																											
COM Ydg	3 1/4	Ctn Wt	44																										
COL Sq Ft	65	Cu Ft	14																										
		<table border="1"> <tbody> <tr><td>COM</td><td>\$1,182</td></tr> <tr><td>A</td><td>\$1,218</td></tr> <tr><td>B</td><td>\$1,285</td></tr> <tr><td>COL/C</td><td>\$1,408</td></tr> <tr><td>D</td><td>\$1,563</td></tr> <tr><td>E</td><td>\$1,720</td></tr> <tr><td>F</td><td>\$1,886</td></tr> <tr><td>G</td><td>\$2,119</td></tr> <tr><td>H</td><td>\$2,366</td></tr> <tr><td>I</td><td>\$2,756</td></tr> <tr><td>J</td><td>\$3,224</td></tr> <tr><td>L1</td><td>\$2,289</td></tr> <tr><td>L2</td><td>\$2,567</td></tr> </tbody> </table>		COM	\$1,182	A	\$1,218	B	\$1,285	COL/C	\$1,408	D	\$1,563	E	\$1,720	F	\$1,886	G	\$2,119	H	\$2,366	I	\$2,756	J	\$3,224	L1	\$2,289	L2	\$2,567
COM	\$1,182																												
A	\$1,218																												
B	\$1,285																												
COL/C	\$1,408																												
D	\$1,563																												
E	\$1,720																												
F	\$1,886																												
G	\$2,119																												
H	\$2,366																												
I	\$2,756																												
J	\$3,224																												
L1	\$2,289																												
L2	\$2,567																												
45° Armless Lounge   Front	EN9212 • 45° outside angle seat • two units joined - 90° unit • casters not recommended • tilt-out power not available	<table border="1"> <thead> <tr> <th>Dimensions</th> <th>D</th> <th>W</th> <th>H</th> </tr> </thead> <tbody> <tr> <td>Overall</td> <td>29</td> <td>26 1/2</td> <td>32</td> </tr> <tr> <td>Seat</td> <td>20 1/2</td> <td>23 1/2</td> <td>18</td> </tr> </tbody> </table>	Dimensions	D	W	H	Overall	29	26 1/2	32	Seat	20 1/2	23 1/2	18	<table border="1"> <thead> <tr> <th colspan="2">Upholstery</th> <th colspan="2">Shipping</th> </tr> </thead> <tbody> <tr> <td>COM Ydg</td> <td>3 1/4</td> <td>Ctn Wt</td> <td>44</td> </tr> <tr> <td>COL Sq Ft</td> <td>65</td> <td>Cu Ft</td> <td>14</td> </tr> </tbody> </table>	Upholstery		Shipping		COM Ydg	3 1/4	Ctn Wt	44	COL Sq Ft	65	Cu Ft	14		
		Dimensions	D	W	H																								
Overall	29	26 1/2	32																										
Seat	20 1/2	23 1/2	18																										
Upholstery		Shipping																											
COM Ydg	3 1/4	Ctn Wt	44																										
COL Sq Ft	65	Cu Ft	14																										
		<table border="1"> <tbody> <tr><td>COM</td><td>\$1,182</td></tr> <tr><td>A</td><td>\$1,218</td></tr> <tr><td>B</td><td>\$1,285</td></tr> <tr><td>COL/C</td><td>\$1,408</td></tr> <tr><td>D</td><td>\$1,563</td></tr> <tr><td>E</td><td>\$1,720</td></tr> <tr><td>F</td><td>\$1,886</td></tr> <tr><td>G</td><td>\$2,119</td></tr> <tr><td>H</td><td>\$2,366</td></tr> <tr><td>I</td><td>\$2,756</td></tr> <tr><td>J</td><td>\$3,224</td></tr> <tr><td>L1</td><td>\$2,289</td></tr> <tr><td>L2</td><td>\$2,567</td></tr> </tbody> </table>		COM	\$1,182	A	\$1,218	B	\$1,285	COL/C	\$1,408	D	\$1,563	E	\$1,720	F	\$1,886	G	\$2,119	H	\$2,366	I	\$2,756	J	\$3,224	L1	\$2,289	L2	\$2,567
COM	\$1,182																												
A	\$1,218																												
B	\$1,285																												
COL/C	\$1,408																												
D	\$1,563																												
E	\$1,720																												
F	\$1,886																												
G	\$2,119																												
H	\$2,366																												
I	\$2,756																												
J	\$3,224																												
L1	\$2,289																												
L2	\$2,567																												

To Order, Specify:

- 1 Model Number
- 2 Wood Species - Maple (M)
- 3 Wood Finish
- 4 Fabric Selection - vendor, pattern and color
- 5 Leg Style and Color
- 6 Metal Color - Black Sandtex (BSX) or Stardust Silver (STS)
- 7 Optional Easy Mobility Package - add \$134 list per chair; available on any single seat, non-wedge lounge

3 Wood Finish Options:

- Maple**
- | | |
|---------------------|----------------|
| ALM Ale Medium | FLX Flax |
| AUB Auburn | HRV Harvest* |
| BRL Barley | LGC Legacy |
| BBM Bourbon Medium | MCH Mocha* |
| BRM Brighton Medium | NTO Night Owl* |
| BUT Butterscotch | PRL Praline* |
| CIN Cinnamon | SAF Saffron |
| CLA Classic | SIE Sienna* |
| CLL Collectors* | TOF Toffee |
| EAR Earthy | TRF Truffle* |
| ESP Espresso | VEN Venetian |

*finishes with coordinating laminate top option

Specifications

- Wood species - Maple.
- Seat has 8 1/2" high density polyurethane foam.
- Back has 7 1/2" high density polyurethane foam.
- Plywood construction with spiral grooved solid wood dowels, glue and screws.
- Linking bracket included.
- Some assembly required.
- Standard with nylon glides.

- 4 See a selection of graded in fabric manufacturers and patterns on pages 20-28 Contact Customer Service for additional fabric options.

When ordering Quickship products, place a "Q" in front of model number.
 Example: QEN9210W



Description

Model

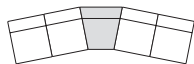
Specifications

List Price Per Grade

22.5° Modular Armless Lounge

EN9213

- 22.5° inside angle seat
- casters not recommended
- tilt-out power not available



Front

Dimensions	D	W	H
Overall	29	26½	32
Seat	20½	23½	18
Upholstery		Shipping	
COM Ydg	3¼	Ctn Wt	44
COL Sq Ft	65	Cu Ft	14

COM	\$1,321
A	\$1,357
B	\$1,425
COL/C	\$1,545
D	\$1,700
E	\$1,857
F	\$2,022
G	\$2,256
H	\$2,504
I	\$2,894
J	\$3,361
L1	\$2,428
L2	\$2,708

22.5° Modular Armless Lounge

EN9214

- 22.5° outside angle seat
- casters not recommended
- tilt-out power not available



Front

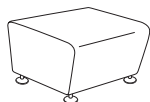
Dimensions	D	W	H
Overall	29	26½	32
Seat	20½	23½	18
Upholstery		Shipping	
COM Ydg	3¼	Ctn Wt	44
COL Sq Ft	65	Cu Ft	14

COM	\$1,321
A	\$1,357
B	\$1,425
COL/C	\$1,545
D	\$1,700
E	\$1,857
F	\$2,022
G	\$2,256
H	\$2,504
I	\$2,894
J	\$3,361
L1	\$2,428
L2	\$2,708

Bench

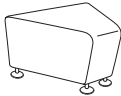
EN9710

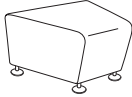
- optional tilt-out power available; specify right or left (as seated in unit); see page 305 for more details
- tilt-out power can be installed on either side of the unit, cannot be installed in the front or back
- to be used for straight connections only, cannot make a 90° turn
- optional casters available, specify when ordering
- optional rotating tablet arm - see page 302; specify right (EN9230T-R) or left (EN9230T-L)



Dimensions	D	W	H
Overall	25½	23½	17
Upholstery		Shipping	
COM Ydg	2	Ctn Wt	43
COL Sq Ft	40	Cu Ft	8

COM	\$841
A	\$865
B	\$907
COL/C	\$980
D	\$1,078
E	\$1,173
F	\$1,275
G	\$1,416
H	\$1,570
I	\$1,812
J	\$2,098
L1	\$1,523
L2	\$1,695

Description	1 Model	Specifications				List Price Per Grade	
45° Bench 	EN9711 · 45° angle single seat · two units joined - 90° unit · casters and tilt out power not available	Dimensions		D	W	H	COM \$809
		Overall		25½	27	17	A \$832
		Upholstery		Shipping			B \$873
		COM Ydg	2	Ctn Wt	41		COL/C \$947
		COL Sq Ft	40	Cu Ft	8		D \$1,045
							E \$1,140
							F \$1,241
							G \$1,384
							H \$1,538
							I \$1,777
							J \$2,065
							L1 \$1,489
							L2 \$1,661

Description	1 Model	Specifications				List Price Per Grade	
22.5° Bench 	EN9713 · 22.5° angle single seat · casters and tilt out power not available	Dimensions		D	W	H	COM \$904
		Overall		25½	26½	17	A \$926
		Upholstery		Shipping			B \$968
		COM Ydg	2	Ctn Wt	41		COL/C \$1,042
		COL Sq Ft	40	Cu Ft	8		D \$1,140
							E \$1,235
							F \$1,336
							G \$1,480
							H \$1,632
							I \$1,873
							J \$2,159
							L1 \$1,584
							L2 \$1,757

To Order, Specify:

- 1 Model Number
- 2 Wood Species - Maple (M)
- 3 Wood Finish
- 4 Fabric Selection - vendor, pattern and color
- 5 Leg Style and Color
- 6 Metal Color - Black Sandtex (BSX) or Stardust Silver (STS)

3 Wood Finish Options:

Maple	
ALM Ale Medium	FLX Flax
AUB Auburn	HRV Harvest*
BRL Barley	LGC Legacy
BBM Bourbon Medium	MCH Mocha*
BRM Brighton Medium	NTO Night Owl*
BUT Butterscotch	PRL Praline*
CIN Cinnamon	SAF Saffron
CLA Classic	SIE Sienna*
CLL Collectors*	TOF Toffee
EAR Earthy	TRF Truffle*
ESP Espresso	VEN Venetian

*finishes with coordinating laminate top option



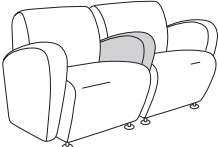
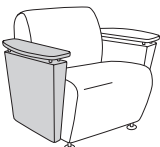

Specifications

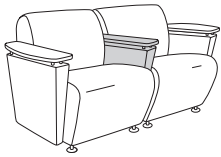
- Wood species - Maple.
- Seat has 8½" high density polyurethane foam.
- Back has 7½" high density polyurethane foam.
- Plywood construction with spiral grooved solid wood dowels, glue and screws.
- Linking bracket included.
- Some assembly required.
- Standard with nylon glides.

When ordering Quickship products, place a "Q" in front of model number.
 Example: QEN9210W



- 4 See a selection of graded in fabric manufacturers and patterns on pages 20-28 Contact Customer Service for additional fabric options.

Description	Model	Specifications	List Price Per Grade																																														
Modular End Arm (arm only)  EN9220U-R right  EN9220U-L left	EN9220U-R EN9220U-L <ul style="list-style-type: none"> · fully upholstered · for use on right or left end (as seated in unit) · optional tablet available on right or left arm (as seated in unit); specify when ordering and add \$387 list 	<table border="1"> <thead> <tr> <th>Dimensions</th> <th>D</th> <th>W</th> <th>H</th> </tr> </thead> <tbody> <tr> <td>Overall</td> <td>23</td> <td>6</td> <td>25½</td> </tr> <tr> <th colspan="2">Upholstery</th> <th colspan="2">Shipping</th> </tr> <tr> <td>COM Ydg</td> <td>1 ⅝</td> <td>Ctn Wt</td> <td>15</td> </tr> <tr> <td>COL Sq Ft</td> <td>33</td> <td>Cu Ft</td> <td>3</td> </tr> </tbody> </table>	Dimensions	D	W	H	Overall	23	6	25½	Upholstery		Shipping		COM Ydg	1 ⅝	Ctn Wt	15	COL Sq Ft	33	Cu Ft	3	<table border="1"> <tbody> <tr><td>COM</td><td>\$497</td></tr> <tr><td>A</td><td>\$514</td></tr> <tr><td>B</td><td>\$549</td></tr> <tr><td>COL/C</td><td>\$608</td></tr> <tr><td>D</td><td>\$686</td></tr> <tr><td>E</td><td>\$764</td></tr> <tr><td>F</td><td>\$847</td></tr> <tr><td>G</td><td>\$965</td></tr> <tr><td>H</td><td>\$1,088</td></tr> <tr><td>I</td><td>\$1,282</td></tr> <tr><td>J</td><td>\$1,517</td></tr> <tr><td>L1</td><td>\$1,049</td></tr> <tr><td>L2</td><td>\$1,189</td></tr> </tbody> </table>	COM	\$497	A	\$514	B	\$549	COL/C	\$608	D	\$686	E	\$764	F	\$847	G	\$965	H	\$1,088	I	\$1,282	J	\$1,517	L1	\$1,049	L2	\$1,189
		Dimensions	D	W	H																																												
Overall	23	6	25½																																														
Upholstery		Shipping																																															
COM Ydg	1 ⅝	Ctn Wt	15																																														
COL Sq Ft	33	Cu Ft	3																																														
COM	\$497																																																
A	\$514																																																
B	\$549																																																
COL/C	\$608																																																
D	\$686																																																
E	\$764																																																
F	\$847																																																
G	\$965																																																
H	\$1,088																																																
I	\$1,282																																																
J	\$1,517																																																
L1	\$1,049																																																
L2	\$1,189																																																
Modular Center Arm (arm only) 	EN9221U-C <ul style="list-style-type: none"> · fully upholstered 	<table border="1"> <thead> <tr> <th>Dimensions</th> <th>D</th> <th>W</th> <th>H</th> </tr> </thead> <tbody> <tr> <td>Overall</td> <td>23</td> <td>6</td> <td>25½</td> </tr> <tr> <th colspan="2">Upholstery</th> <th colspan="2">Shipping</th> </tr> <tr> <td>COM Ydg</td> <td>1 ⅝</td> <td>Ctn Wt</td> <td>15</td> </tr> <tr> <td>COL Sq Ft</td> <td>33</td> <td>Cu Ft</td> <td>3</td> </tr> </tbody> </table>	Dimensions	D	W	H	Overall	23	6	25½	Upholstery		Shipping		COM Ydg	1 ⅝	Ctn Wt	15	COL Sq Ft	33	Cu Ft	3	<table border="1"> <tbody> <tr><td>COM</td><td>\$497</td></tr> <tr><td>A</td><td>\$514</td></tr> <tr><td>B</td><td>\$549</td></tr> <tr><td>COL/C</td><td>\$608</td></tr> <tr><td>D</td><td>\$686</td></tr> <tr><td>E</td><td>\$764</td></tr> <tr><td>F</td><td>\$847</td></tr> <tr><td>G</td><td>\$965</td></tr> <tr><td>H</td><td>\$1,088</td></tr> <tr><td>I</td><td>\$1,282</td></tr> <tr><td>J</td><td>\$1,517</td></tr> <tr><td>L1</td><td>\$1,049</td></tr> <tr><td>L2</td><td>\$1,189</td></tr> </tbody> </table>	COM	\$497	A	\$514	B	\$549	COL/C	\$608	D	\$686	E	\$764	F	\$847	G	\$965	H	\$1,088	I	\$1,282	J	\$1,517	L1	\$1,049	L2	\$1,189
Dimensions	D	W	H																																														
Overall	23	6	25½																																														
Upholstery		Shipping																																															
COM Ydg	1 ⅝	Ctn Wt	15																																														
COL Sq Ft	33	Cu Ft	3																																														
COM	\$497																																																
A	\$514																																																
B	\$549																																																
COL/C	\$608																																																
D	\$686																																																
E	\$764																																																
F	\$847																																																
G	\$965																																																
H	\$1,088																																																
I	\$1,282																																																
J	\$1,517																																																
L1	\$1,049																																																
L2	\$1,189																																																
Modular End Arm (arm only)  EN9220UW-R right  EN9220UW-L left	EN9220UW-R EN9220UW-L <ul style="list-style-type: none"> · upholstered/wood arm · for use on right or left end (as seated in unit) · specify metal spacer color - Black Sandtex or Stardust Silver 	<table border="1"> <thead> <tr> <th>Dimensions</th> <th>D</th> <th>W</th> <th>H</th> </tr> </thead> <tbody> <tr> <td>Overall</td> <td>23</td> <td>7</td> <td>24½</td> </tr> <tr> <th colspan="2">Upholstery</th> <th colspan="2">Shipping</th> </tr> <tr> <td>COM Ydg</td> <td>1 ½</td> <td>Ctn Wt</td> <td>15</td> </tr> <tr> <td>COL Sq Ft</td> <td>30</td> <td>Cu Ft</td> <td>3</td> </tr> </tbody> </table>	Dimensions	D	W	H	Overall	23	7	24½	Upholstery		Shipping		COM Ydg	1 ½	Ctn Wt	15	COL Sq Ft	30	Cu Ft	3	<table border="1"> <tbody> <tr><td>COM</td><td>\$574</td></tr> <tr><td>A</td><td>\$591</td></tr> <tr><td>B</td><td>\$625</td></tr> <tr><td>COL/C</td><td>\$679</td></tr> <tr><td>D</td><td>\$752</td></tr> <tr><td>E</td><td>\$823</td></tr> <tr><td>F</td><td>\$898</td></tr> <tr><td>G</td><td>\$1,006</td></tr> <tr><td>H</td><td>\$1,121</td></tr> <tr><td>I</td><td>\$1,301</td></tr> <tr><td>J</td><td>\$1,517</td></tr> <tr><td>L1</td><td>\$1,085</td></tr> <tr><td>L2</td><td>\$1,215</td></tr> </tbody> </table>	COM	\$574	A	\$591	B	\$625	COL/C	\$679	D	\$752	E	\$823	F	\$898	G	\$1,006	H	\$1,121	I	\$1,301	J	\$1,517	L1	\$1,085	L2	\$1,215
		Dimensions	D	W	H																																												
Overall	23	7	24½																																														
Upholstery		Shipping																																															
COM Ydg	1 ½	Ctn Wt	15																																														
COL Sq Ft	30	Cu Ft	3																																														
COM	\$574																																																
A	\$591																																																
B	\$625																																																
COL/C	\$679																																																
D	\$752																																																
E	\$823																																																
F	\$898																																																
G	\$1,006																																																
H	\$1,121																																																
I	\$1,301																																																
J	\$1,517																																																
L1	\$1,085																																																
L2	\$1,215																																																

Description	1 Model	Specifications				List Price Per Grade	
		Dimensions	D	W	H	COM	
Modular Center Arm (arm only) 	EN9221UW-C · upholstered/wood · specify metal spacer color - Black Sandtex or Stardust Silver	Overall	23	6	24 ½	COM	\$574
		Upholstery		Shipping		A	\$591
		COM Ydg	1 ½	Ctn Wt	15	B	\$625
		COL Sq Ft	30	Cu Ft	3	COL/C	\$679
						D	\$752
						E	\$823
				F	\$898		
				G	\$1,006		
				H	\$1,121		
				I	\$1,301		
				J	\$1,517		
				L1	\$1,085		
				L2	\$1,215		

To Order, Specify:

- 1 Model Number
- 2 Wood Species - Maple (M)
- 3 Wood Finish
- 4 Fabric Selection - vendor, pattern and color
- 5 Leg Style and Color
- 6 Metal Color - Black Sandtex (BSX) or Stardust Silver (STS)
- 7 Optional Coordinating Wood Grain Laminate Available on Wood Cap Arms or Tablet - no upcharge. Finishes with an asterisk have a coordinating laminate available.

3 Wood Finish Options:

Maple		FLX	Flax
ALM	Ale Medium	HRV	Harvest*
AUB	Auburn	LGC	Legacy
BRL	Barley	MCH	Mocha*
BBM	Bourbon Medium	NTO	Night Owl*
BRM	Brighton Medium	PRL	Praline*
BUT	Butterscotch	SAF	Saffron
CIN	Cinnamon	SIE	Sienna*
CLA	Classic	TOF	Toffee
CLL	Collectors*	TRF	Truffle*
EAR	Earthy	VEN	Venetian
ESP	Espresso		

*finishes with coordinating laminate top option

Specifications

- Wood species - Maple.
- Upholstered arms have 4 ½" high density polyurethane foam.
- Wood caps and tablet are ¾" thick
- Plywood construction with spiral grooved solid wood dowels, glue and screws.
- Some assembly required.
- Linking bracket included.

When ordering Quickship products, place a "Q" in front of model number.
 Example: QEN9210W



- 4 See a selection of graded in fabric manufacturers and patterns on pages 20-28 Contact Customer Service for additional fabric options.

Description	D	W	H	CTN WT	CU FT	① Model	List Price
Modular End Arm (arm only)	23	7	24½	7	2	EN9220W	\$285



- wood cap metal arm
- for use on right or left end of unit while sitting
- specify metal arm color - Black Sandtex or Stardust Silver

Tablet Arm (arm only)	13	13	24½	5	2	EN9230T-R	\$297
	13	13	24½	5	2	EN9230T-L	\$297



EN9230T-R
right

- attaches to right end of lounge or bench unit while sitting
- tablet features flat edge and 360° swivel
- specify metal arm color - Black Sandtex or Stardust Silver



EN9230T-L
left

22.5° Linking Table	23 ¼	16-26	17	15	3	EN22	\$772
----------------------------	------	-------	----	----	---	-------------	--------------



- 22.5° inside/outside
- attaches between lounge or bench units
- specify metal color - Black Sandtex or Stardust Silver



Front

45° Linking Table	22	6-25	17	15	3	EN45	\$763
--------------------------	----	------	----	----	---	-------------	--------------



- 45° inside/outside
- attaches between lounge or bench units
- specify metal color - Black Sandtex or Stardust Silver



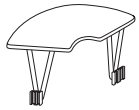
Front

Description	D	W	H	CTN WT	CU FT	① Model	List Price
Square Linking Table	23½	25	17	20	2	EN90	\$791

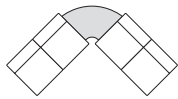


- used for straight run configurations
- attaches between lounge or bench units
- specify metal color - Black Sandtex or Stardust Silver

90° Corner Linking Table	25	46½	13½	25	4	EN90CT	\$992
--------------------------	----	-----	-----	----	---	--------	-------



- 90° inside/outside
- attaches between lounge or bench units
- specify metal color - Black Sandtex or Stardust Silver



Front

To Order, Specify:

- ① Model Number
- ② Wood Species - Maple (M)
- ③ Wood Finish
- ④ Leg Style and Color
- ⑤ Metal Color - Black Sandtex (BSX) or Stardust Silver (STS)
- ⑥ Optional Coordinating Wood Grain Laminate Available on wood cap arms or tablet - no upcharge. Finishes with an asterisk have a coordinating laminate available

③ Wood Finish Options:

Maple			
ALM	Ale Medium	FLX	Flax
AUB	Auburn	HRV	Harvest*
BRL	Barley	LGC	Legacy
BBM	Bourbon Medium	MCH	Mocha*
BRM	Brighton Medium	NTO	Night Owl*
BUT	Butterscotch	PRL	Praline*
CIN	Cinnamon	SAF	Saffron
CLA	Classic	SIE	Sienna*
CLL	Collectors*	TOF	Toffee
EAR	Earthy	TRF	Truffle*
ESP	Espresso	VEN	Venetian


*finishes with coordinating laminate top option


Specifications


- Wood species - Maple.
- Wood caps and tablet are ¾" thick.
- Plywood construction with spiral grooved solid wood dowels, glue and screws.
- Some assembly required.
- Linking bracket included.
- Standard with nylon glides.

When ordering Quickship products, place a "Q" in front of model number.
Example: QEN9210W

NOW!
Need it.
JSI Quickship

Description	Model	Specifications				List Price Per Grade	
22.5° Linking Table 	EN22B · 22.5° upholstered linking table · attaches to lounge or bench units · metal spacers will match leg color · overall width range is 16½ - 26½	Dimensions		D	W	H	COM \$992
		Overall		27	26½	16	A \$1,009
		Upholstery		Shipping			B \$1,045
		COM Ydg	1⅝	Ctn Wt	46		COL/C \$1,103
		COL Sq Ft	33	Cu Ft	8		D \$1,181
							E \$1,259
							F \$1,342
							G \$1,459
							H \$1,583
							I \$1,778
							J \$2,012
							L1 \$1,544
							L2 \$1,684

Description	Model	Specifications				List Price Per Grade	
45° Linking Table 	EN45B · 45° upholstered linking table · attaches to lounge or bench units · metal spacers will match leg color · overall width range is 10½ - 26½	Dimensions		D	W	H	COM \$964
		Overall		25½	26½	16	A \$980
		Upholstery		Shipping			B \$1,015
		COM Ydg	1⅝	Ctn Wt	46		COL/C \$1,077
		COL Sq Ft	33	Cu Ft	8		D \$1,153
							E \$1,233
							F \$1,314
							G \$1,431
							H \$1,556
							I \$1,750
							J \$1,983
							L1 \$1,517
							L2 \$1,656

Description	Model	Specifications				List Price Per Grade	
Square Linking Table 	EN90B · used for straight run configurations · upholstered square linking table · attaches to lounge or bench units · metal spacers will match leg color	Dimensions		D	W	H	COM \$1,038
		Overall		25½	23½	16	A \$1,054
		Upholstery		Shipping			B \$1,091
		COM Ydg	1⅝	Ctn Wt	46		COL/C \$1,150
		COL Sq Ft	33	Cu Ft	8		D \$1,229
							E \$1,306
							F \$1,388
							G \$1,506
							H \$1,629
							I \$1,825
							J \$2,058
							L1 \$1,589
							L2 \$1,732

Description	D	W	H	CTN WT	CU FT	① Model	List Price
Mini Power Tilt Out	4 ¼	5 ½		6	1	EC11	\$446



- fluid one touch tilt up access
- two power receptacles - 120 volt; 15 amp
- 72" power cord with molded plug
- drop in field installation required
- located in side panel of Encore Lounge or Bench units without arms (indicate right or left side panel as seated in the unit)
- UL listed component
- available in Silver finish

Mini Power and USB Tilt Up	4 ¼	5 ½		6	1	EC12	\$555
----------------------------	-----	-----	--	---	---	------	-------



- fluid one touch tilt up access
- one power receptacle - 120 volt; 15 amp dual powered USB
- 72" power cord with molded plug
- drop in field installation required
- located in side panel of Encore Lounge or Bench units without arms (indicate right or left side panel as seated in the unit)
- UL listed component
- available in Silver finish

To Order, Specify:

- ① Model Number
- ② Wood Species - Maple (M)
- ③ Wood Finish
- ④ Fabric Selection - vendor, pattern and color
- ⑤ Leg Style and Color
- ⑥ Metal Color - Black Sandtex (BSX) or Stardust Silver (STS)
- ⑦ Optional Coordinating Wood Grain Laminate Available on Top Surface - no upcharge. Finishes with an asterisk have a coordinating laminate available

③ Wood Finish Options:

Maple			
ALM	Ale Medium	FLX	Flax
AUB	Auburn	HRV	Harvest*
BRL	Barley	LGC	Legacy
BBM	Bourbon Medium	MCH	Mocha*
BRM	Brighton Medium	NTO	Night Owl*
BUT	Butterscotch	PRL	Praline*
CIN	Cinnamon	SAF	Saffron
CLA	Classic	SIE	Sienna*
CLL	Collectors*	TOF	Toffee
EAR	Earthy	TRF	Truffle*
ESP	Espresso	VEN	Venetian

*finishes with coordinating laminate top option

Specifications

- Wood species - Maple.
- Upholstered arms have 4 ½" high density polyurethane foam.
- Table tops are ¾" thick.
- Plywood construction with spiral grooved solid wood dowels, glue and screws.
- Some assembly required.
- Linking bracket included.
- Standard with nylon glides.

When ordering Quickship products, place a "Q" in front of model number. Example: QEN9210W



- ④ See a selection of graded in fabric manufacturers and patterns on pages 20-28 Contact Customer Service for additional fabric options.

Esque Lounge Order Check List:



Specify:

- 1. Model Number
- 2. Wood Species - Maple (M)
- 3. Wood Finish/Color
- 4. Fabric Selection - vendor, pattern and color

Example:

ES1331 <small>(model #)</small>	M <small>(wood species)</small>	AUB <small>(finish)</small>	MOMENTUM <small>(fabric vendor)</small>	VOX <small>(pattern name)</small>	MYSTIC <small>(pattern color)</small>
------------------------------------	------------------------------------	--------------------------------	--	--------------------------------------	--

1. Model Number

2. Wood Species - Maple (M)

3. Wood Finish/Color Options:

ALM Ale Medium	ESP Espresso
AUB Auburn	FLX Flax
BRL Barley	HRV Harvest
BBM Bourbon Medium	HEN Henna
BRM Brighton Medium	HNY Honey
BRW Brownie	LGC Legacy
BUT Butterscotch	MCH Mocha
CAN Canyon	NTO Night Owl
CIN Cinnamon	NUT Nut Brown
CIT Citron	PRL Praline
CLA Classic	SAF Saffron
CLL Collectors	SIE Sienna
DES Desert	TOF Toffee
EAR Earthy	TRF Truffle
ECU Ecu	VEN Venetian
Color - Add \$36 list per item	
BKD Backdrop	GRV Greek Villa
BFX Black Fox	GLF Gulf Stream
BWH Bright White	HTB Heartthrob
CGP Cargo Pants	NET Network Gray
CHT Chatroom	NWH Nonchalant White
DSY Daisy	PAR Paradise
DRG Daring	QXP Quixotic Plum
DYN Dynamo	RBZ Relic Bronze
ENG Enigma	SND Sandbank
FRR French Roast	STM Storm
GBY Georgian Bay	TRC Tricorn Black

4. Fabric Selection - Please supply the following:

- Fabric vendor
- Pattern name
- Pattern color

[For a complete list of JSI Graded-In Fabric click here](#)

When specifying contrasting upholstery, indicate clearly which upholstery is to be applied to the seat, back and arms. Use higher grade pricing.

- Indicate direction of fabric - Railroaded or Up the Roll
- Please provide illustration, if available

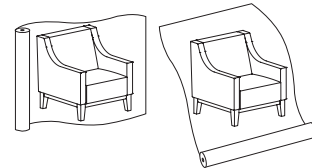
All COM orders must include the following:

- Vendor's name, pattern name and color
- Sample of the fabric attached to order
- Model numbers of items for fabric application
- Special application instructions (e.g., all stripes will be applied front to back unless specified otherwise)
- Customer and purchase order number


Ship prepaid COM material to:

JSI
Attn: COM Department
201 East Martin Street
Receiving B, Dock 71
Orleans, IN 47452

Application of fabric:
Railroaded Up the Roll



All COM orders will ship at standard lead time from receipt of COM except for orders requiring special custom matched finishes.

Description	1 Model	Specifications			List Price Per Grade		
 <p>Club Chair</p>	ES1331	Dimensions			COM	\$2,882	
		Overall	32	31 ¼	34 ¼	A	\$2,947
		Seat	21 ½	24	17 ½	B	\$3,073
		Arm			24	COL/C	\$3,294
		Upholstery		Shipping		D	\$3,641
		COM Ydg	5	Ctn Wt	89	E	\$3,865
		COL Sq Ft	115	Cu Ft	23	F	\$4,308
						G	\$4,782
						H	\$5,291
						I	\$6,084
				J	\$7,033		
				L1	\$5,130		
				L2	\$5,766		

To Order, Specify:

- 1 Model Number
- 2 Wood Species - Maple (M)
- 3 Wood Finish/Color
- 4 Fabric Selection - vendor, pattern and color

3 Wood Finish/Color Options:

Maple			
ALM	Ale Medium	ESP	Espresso
AUB	Auburn	FLX	Flax
BRL	Barley	HRV	Harvest
BBM	Bourbon Medium	HEN	Henna
BRM	Brighton Medium	HNY	Honey
BRW	Brownie	LGC	Legacy
BUT	Butterscotch	MCH	Mocha
CAN	Canyon	NTO	Night Owl
CIN	Cinnamon	NUT	Nut Brown
CIT	Citron	PRL	Praline
CLA	Classic	SAF	Saffron
CLL	Collectors	SIE	Sienna
DES	Desert	TOF	Toffee
EAR	Earthy	TRF	Truffle
ECU	Ecu	VEN	Venetian

Color - Add \$36 list per item

BKD	Backdrop	GRV	Greek Villa
BFX	Black Fox	GLF	Gulf Stream
BWH	Bright White	HTB	Hearthrob
CGP	Cargo Pants	NET	Network Gray
CHT	Chatroom	NWH	Nonchalant White
DSY	Daisy	PAR	Paradise
DRG	Daring	QXP	Quixotic Plum
DYN	Dynamo	RBZ	Relic Bronze
ENG	Enigma	SND	Sandbank
FRR	French Roast	STM	Storm
GBY	Georgian Bay	TRC	Tricorn Black

- 4 See a selection of graded in fabric manufacturers and patterns on pages 20-28 Contact Customer Service for additional fabric options.

Specifications

- Base wood species - Maple.
- Frame interior is upholstery grade plywood with glued solid hardwood cross members reinforced with corner blocks.
- Seat has sinuous steel springs with high resiliency seat polyurethane foam with Dacron® wrap.
- Back has sinuous steel springs and polyurethane foam with dacron wrap.

Finn Nu Lounge Order Check List:



FINN NU

Specify:

- 1. Model Number
- 2. Wood Species - Maple (M)
- 3. Wood Finish
- 4. Fabric Selection - vendor, pattern and color
- 5. Table Tops - Glass (G) or Wood (W)
- 6. Optional Rubber Cushion Nylon Glides (Seating Only) - no upcharge

Example:

FI2351 | **M** | **AUB** | **MOMENTUM** | **VOX** | **MYSTIC**
 (model #) | (wood species) | (finish) | (fabric vendor) | (pattern name) | (pattern color)

1. Model Number

2. Wood Species - Maple (M)

3. Wood Finish Options:

ALM	Ale Medium	FLX	Flax
AUB	Auburn	HRV	Harvest
BRL	Barley	LGC	Legacy
BBM	Bourbon Medium	MCH	Mocha
BRM	Brighton Medium	NTO	Night Owl
BUT	Butterscotch	PRL	Praline
CIN	Cinnamon	SAF	Saffron
CLA	Classic	SIE	Sienna
CLL	Collectors	TOF	Toffee
EAR	Earthy	TRF	Truffle
ESP	Espresso	VEN	Venetian

4. Fabric Selection - Please supply the following:

- Fabric vendor
- Pattern name
- Pattern color

[For a complete list of JSI Graded-In Fabric click here](#)

When specifying contrasting upholstery, indicate clearly which upholstery is to be applied to the seat and back. Use higher grade pricing.

- Indicate direction of fabric - Railroaded or Up the Roll
- Please provide illustration, if available

All COM orders must include the following:


- Vendor's name, pattern name and color
- Sample of the fabric attached to order
- Model numbers of items for fabric application
- Special application instructions (e.g., all stripes will be applied front to back unless specified otherwise)
- Customer and purchase order number

Ship prepaid COM




material to:
 JSI
 Attn: COM Department
 201 East Martin Street
 Receiving B, Dock 71
 Orleans, IN 47452

Application of fabric:

Railroaded Up the Roll



All COM orders will ship at standard lead time from receipt of COM except for orders requiring special custom matched finishes.

Description	① Model	Specifications				List Price Per Grade	
Single Seat 	FI2351 · arm	Dimensions				COM \$1,444	
		Overall	30½	27½	30¾	A \$1,470	
		Seat	20½	24	16¾	B \$1,525	
		Arm			22	COL/C \$1,617	
		Upholstery		Shipping		D \$1,735	
		COM Ydg	2½	Ctn Wt	36	E \$1,851	
		COL Sq Ft	58	Cu Ft	25	F \$1,975	
						G \$2,154	
						H \$2,342	
						I \$2,637	
				J \$2,991			
				L1 \$2,425			
				L2 \$2,673			
Two Seat 	FI2352 · arm	Dimensions				COM \$1,988	
		Overall	30½	51¼	30¾	A \$2,032	
		Seat	20½	47¾	16¾	B \$2,116	
		Arm			22	COL/C \$2,262	
		Upholstery		Shipping		D \$2,451	
		COM Ydg	4	Ctn Wt	56	E \$2,640	
		COL Sq Ft	92	Cu Ft	39	F \$2,837	
						G \$3,122	
						H \$3,423	
						I \$3,895	
				J \$4,460			
				L1 \$3,556			
				L2 \$3,950			
Three Seat 	FI2353 · arm	Dimensions				COM \$2,535	
		Overall	30½	75	30¾	A \$2,606	
		Seat	20½	71½	16¾	B \$2,742	
		Arm			22	COL/C \$2,981	
		Upholstery		Shipping		D \$3,287	
		COM Ydg	6½	Ctn Wt	64	E \$3,594	
		COL Sq Ft	150	Cu Ft	75	F \$3,919	
						G \$4,377	
						H \$4,867	
						I \$5,635	
				J \$6,554			
				L1 \$5,082			
				L2 \$5,726			

To Order, Specify:

- ① Model Number
- ② Wood Species - Maple (M)
- ③ Wood Finish
- ④ Fabric Selection - vendor, pattern and color
- ⑤ Optional Rubber Cushion Nylon Glides - no upcharge


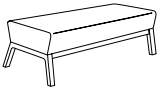
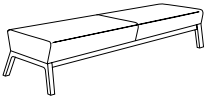
③ Wood Finish/Color Options:

Maple	
ALM Ale Medium	FLX Flax
AUB Auburn	HRV Harvest
BRL Barley	LCG Legacy
BBM Bourbon Medium	MCH Mocha
BRM Brighton Medium	NTO Night Owl
BUT Butterscotch	PRL Praline
CIN Cinnamon	SAF Saffron
CLA Classic	SIE Sienna
CLL Collectors	TOF Toffee
EAR Earthy	TRF Truffle
ESP Espresso	VEN Venetian

Specifications

- Wood species - Maple.
- Seat has 3" high density polyurethane foam and synthetic sheet webbing with cross strap reinforcement.
- Mortise and tenon construction with corner blocks, glue and screws
- Features fixed cushions.
- Standard with rubber cushion metal glides.

④ See a selection of graded in fabric manufacturers and patterns on pages 20-28 Contact Customer Service for additional fabric options.

Description	Model	Specifications				List Price Per Grade	
Single Seat Bench 	F12371	Dimensions		D	W	H	COM \$1,076
		Overall	22 ¼	24	16 ¾	A	\$1,091
		Seat	20 ½	24	16 ¾	B	\$1,123
		Upholstery		Shipping		COL/C	\$1,178
		COM Ydg	1 ½	Ctn Wt	22	D	\$1,249
		COL Sq Ft	35	Cu Ft	13	E	\$1,319
						F	\$1,394
				G	\$1,501		
				H	\$1,615		
				I	\$1,791		
				J	\$2,002		
				L1	\$1,663		
				L2	\$1,811		
Two Seat Bench 	F12372	Dimensions		D	W	H	COM \$1,430
		Overall	22 ¼	47 ¾	16 ¾	A	\$1,457
		Seat	20 ½	47 ¾	16 ¾	B	\$1,510
		Upholstery		Shipping		COL/C	\$1,600
		COM Ydg	2 ½	Ctn Wt	40	D	\$1,718
		COL Sq Ft	58	Cu Ft	20	E	\$1,836
						F	\$1,961
				G	\$2,138		
				H	\$2,327		
				I	\$2,622		
				J	\$2,975		
				L1	\$2,408		
				L2	\$2,656		
Three Seat Bench 	F12373	Dimensions		D	W	H	COM \$1,889
		Overall	22 ¼	71 ½	16 ¾	A	\$1,943
		Seat	20 ½	71 ½	16 ¾	B	\$2,047
		Upholstery		Shipping		COL/C	\$2,231
		COM Ydg	5	Ctn Wt	57	D	\$2,467
		COL Sq Ft	115	Cu Ft	32	E	\$2,703
						F	\$2,951
				G	\$3,307		
				H	\$3,681		
				I	\$4,273		
				J	\$4,979		
				L1	\$3,847		
				L2	\$4,343		

Description	D	W	H	CTN WT	CU FT	① Model	List Price
End Table	24	24	16	40	8	FI2424PG	\$1,449



- glass top
- glossy low iron white back painted glass

End Table	28	20	16	39	7	FI2028PG	\$1,447
-----------	----	----	----	----	---	----------	---------



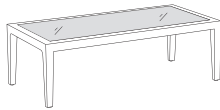
- glass top
- glossy low iron white back painted glass

Coffee Table	42	42	16	111	21	FI4242PG	\$2,668
--------------	----	----	----	-----	----	----------	---------



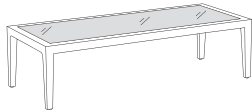
- glass top
- glossy low iron white back painted glass

Coffee Table	24	50	16	77	15	FI2450PG	\$2,070
--------------	----	----	----	----	----	----------	---------



- glass top
- glossy low iron white back painted glass

Coffee Table	24	60	16	91	17	FI2460PG	\$2,273
--------------	----	----	----	----	----	----------	---------



- glass top
- glossy low iron white back painted glass

To Order, Specify:

- ① Model Number
- ② Wood Species - Maple (M)
- ③ Wood Finish
- ④ Fabric Selection - vendor, pattern and color
- ⑤ Optional Rubber Cushion Nylon Glides (seating only) - no upcharge

③ Wood Finish/Color Options:

Maple			
ALM	Ale Medium	FLX	Flax
AUB	Auburn	HRV	Harvest
BRL	Barley	LGC	Legacy
BBM	Bourbon Medium	MCH	Mocha
BRM	Brighton Medium	NTO	Night Owl
BUT	Butterscotch	PRL	Praline
CIN	Cinnamon	SAF	Saffron
CLA	Classic	SIE	Sienna
CLL	Collectors	TOF	Toffee
EAR	Earthy	TRF	Truffle
ESP	Espresso	VEN	Venetian

- ④ See a selection of graded in fabric manufacturers and patterns on pages 20-28 Contact Customer Service for additional fabric options.

Specifications

- Wood species - Maple.
- Seat has 3" high density polyurethane foam and synthetic sheet webbing with cross strap reinforcement.
- Mortise and tenon construction with corner blocks, glue and screws
- Features fixed cushions.
- Standard with rubber cushion metal glides.

Table Specifications

- Wood species - Maple.
- Standard with nylon glides.

Description	D	W	H	CTN WT	CU FT	① Model	List Price
End Table	24	24	16	24	8	FI2424PW	\$1,260



- wood top
- bookmatch maple veneer

End Table	28	20	16	24	7	FI2028PW	\$1,272
-----------	----	----	----	----	---	----------	---------



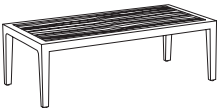
- wood top
- bookmatch maple veneer

Coffee Table	42	42	16	62	21	FI4242PW	\$1,671
--------------	----	----	----	----	----	----------	---------



- wood top
- bookmatch maple veneer

Coffee Table	24	50	16	45	15	FI2450PW	\$1,500
--------------	----	----	----	----	----	----------	---------



- wood top
- bookmatch maple veneer

Coffee Table	24	60	16	52	17	FI2460PW	\$1,537
--------------	----	----	----	----	----	----------	---------



- wood top
- bookmatch maple veneer

To Order, Specify:

- ① Model Number
- ② Wood Species - Maple (M)
- ③ Wood Finish

③ Wood Finish/Color Options:

Maple			
ALM	Ale Medium	FLX	Flax
AUB	Auburn	HRV	Harvest
BRL	Barley	LGC	Legacy
BBM	Bourbon Medium	MCH	Mocha
BRM	Brighton Medium	NTO	Night Owl
BUT	Butterscotch	PRL	Praline
CIN	Cinnamon	SAF	Saffron
CLA	Classic	SIE	Sienna
CLL	Collectors	TOF	Toffee
EAR	Earthy	TRF	Truffle
ESP	Espresso	VEN	Venetian

Specifications

- Wood species - Maple.
- Standard with nylon glides.

Finn Lounge Order Check List:



Specify:

- 1. Model Number
- 2. Wood Species - Cherry (C), Maple (M), White Oak (WO) or Walnut (W)
- 3. Wood Finish
- 4. Fabric Selection - vendor, pattern and color
- 5. Table Tops - Glass (G) or Wood (W)
- 6. Optional Rubber Cushion Nylon Glides - no upcharge

Example:

FI2311 (model #)	C (wood species)	CLC (finish)	MOMENTUM (fabric vendor)	VOX (pattern name)	MYSTIC (pattern color)
----------------------------	----------------------------	------------------------	------------------------------------	------------------------------	----------------------------------

1. Model Number

2. Wood Species - Cherry (C), Maple (M), White Oak (WO), or Walnut (W)

3. Wood Finish Options:

- CLC Clear on Cherry
- CLM Clear on Maple
- CLK Clear on White Oak
- CLW Clear on Walnut

4. Fabric Selection - Please supply the following:

- Fabric vendor
- Pattern name
- Pattern color

[For a complete list of JSI Graded-In Fabric click here](#)

When specifying contrasting upholstery, indicate clearly which upholstery is to be applied to the seat and back. Use higher grade pricing.

- Indicate direction of fabric - Railroaded or Up the Roll
- Please provide illustration, if available

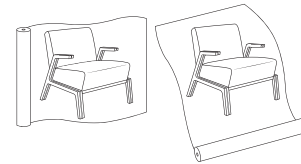
All COM orders must include the following:

- Vendor's name, pattern name and color
- Sample of the fabric attached to order
- Model numbers of items for fabric application
- Special application instructions (e.g., all stripes will be applied front to back unless specified otherwise)
- Customer and purchase order number



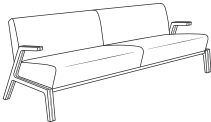
Ship prepaid COM material to:

JSI
Attn: COM Department
201 East Martin Street
Receiving B, Dock 71
Orleans, IN 47452

Application of fabric:
Railroaded Up the Roll



All COM orders will ship at standard lead time from receipt of COM except for orders requiring special custom matched finishes.

Description	① Model	Specifications				List Price Per Grade	
Single Seat 	FI2311 · cantilever arm	Dimensions		D	W	H	COM \$2,719
		Overall		30½	28	30¾	A \$2,745
		Seat		20½	24	16¾	B \$2,798
		Arm				22	COL/C \$2,888
		Upholstery		Shipping		D \$3,006	
		COM Ydg		2½	Ctn Wt	36	E \$3,125
		COL Sq Ft		58	Cu Ft	25	F \$3,250
							G \$3,427
							H \$3,614
							I \$3,910
					J \$4,264		
					L1 \$3,697		
					L2 \$3,945		
Two Seat 	FI2312 · cantilever arm	Dimensions		D	W	H	COM \$3,510
		Overall		30½	51¾	30¾	A \$3,554
		Seat		20½	47¾	16¾	B \$3,637
		Arm				22	COL/C \$3,785
		Upholstery		Shipping		D \$3,972	
		COM Ydg		4	Ctn Wt	56	E \$4,161
		COL Sq Ft		92	Cu Ft	39	F \$4,360
							G \$4,642
							H \$4,943
							I \$5,416
					J \$5,982		
					L1 \$5,078		
					L2 \$5,472		
Three Seat 	FI2313 · cantilever arm	Dimensions		D	W	H	COM \$4,168
		Overall		30½	75½	30¾	A \$4,238
		Seat		20½	71½	16¾	B \$4,372
		Arm				22	COL/C \$4,610
		Upholstery		Shipping		D \$4,917	
		COM Ydg		6½	Ctn Wt	64	E \$5,225
		COL Sq Ft		150	Cu Ft	75	F \$5,547
							G \$6,009
							H \$6,499
							I \$7,264
					J \$8,185		
					L1 \$6,712		
					L2 \$7,356		

To Order, Specify:

- ① Model Number
- ② Wood Species - Cherry (C), Maple (M), White Oak (O) or Walnut (W)
- ③ Wood Finish
- ④ Fabric Selection - vendor, pattern and color
- ⑤ Optional Rubber Cushion Nylon Glides - no upcharge



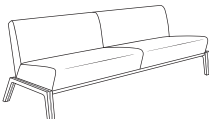
③ Wood Finish Options:

- CLC Clear on Cherry
- CLM Clear on Maple
- CLK Clear on White Oak
- CLW Clear on Walnut



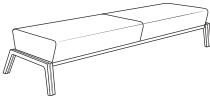
- ④ See a selection of graded in fabric manufacturers and patterns on pages 20-28. Contact Customer Service for additional fabric options.

Specifications

- Wood species - Cherry, Maple, White Oak or Walnut in clear finish.
- Seat has 3" high density polyurethane foam and synthetic sheet webbing with cross strap reinforcement.
- Back has 1½" high density polyurethane foam.
- Mortise and tenon construction with corner blocks, glue and screws.
- Internal aluminum core throughout the legs and arms.
- Features fixed cushions.
- Standard with rubber cushion metal glides.

Description	Model	Specifications			List Price Per Grade	
Single Seat 	FI2321	Dimensions			COM \$1,943	
			D	W	H	A \$1,969
		Overall	30 ½	28	30 ¾	B \$2,023
		Seat	20 ½	24	16 ¾	COL/C \$2,115
		Arm				D \$2,231
		Upholstery		Shipping		E \$2,350
		COM Ydg	2 ½	Ctn Wt	29	F \$2,473
		COL Sq Ft	58	Cu Ft	25	G \$2,651
						H \$2,840
						I \$3,134
				J \$3,488		
				L1 \$2,923		
				L2 \$3,169		
Two Seat 	FI2322	Dimensions			COM \$2,733	
			D	W	H	A \$2,775
		Overall	30 ½	51 ¾	30 ¾	B \$2,861
		Seat	20 ½	47 ¾	16 ¾	COL/C \$3,006
		Arm				D \$3,195
		Upholstery		Shipping		E \$3,386
		COM Ydg	4	Ctn Wt	49	F \$3,584
		COL Sq Ft	92	Cu Ft	39	G \$3,867
						H \$4,168
						I \$4,639
				J \$5,207		
				L1 \$4,300		
				L2 \$4,696		
Three Seat 	FI2323	Dimensions			COM \$3,387	
			D	W	H	A \$3,456
		Overall	30 ½	75 ½	30 ¾	B \$3,591
		Seat	20 ½	71 ½	16 ¾	COL/C \$3,829
		Arm				D \$4,135
		Upholstery		Shipping		E \$4,443
		COM Ydg	6 ½	Ctn Wt	68	F \$4,766
		COL Sq Ft	150	Cu Ft	64	G \$5,227
						H \$5,718
						I \$6,483
				J \$7,404		
				L1 \$5,931		
				L2 \$6,574		

FINN

Description	① Model	Specifications				List Price Per Grade
Single Seat Bench 	FI2331	Dimensions				COM \$1,715
		Overall	22 ¼	28	16 ¾	A \$1,731
		Seat	20 ½	24	16 ¾	B \$1,762
		Arm				COL/C \$1,818
		Upholstery		Shipping		D \$1,888
		COM Ydg	1 ½	Ctn Wt	22	E \$1,960
		COL Sq Ft	35	Cu Ft	13	F \$2,035
						G \$2,140
						H \$2,253
						I \$2,430
Two Seat Bench 	FI2332	Dimensions				COM \$2,405
		Overall	22 ¼	51 ¾	16 ¾	A \$2,432
		Seat	20 ½	47 ¾	16 ¾	B \$2,486
		Arm				COL/C \$2,578
		Upholstery		Shipping		D \$2,695
		COM Ydg	2 ½	Ctn Wt	40	E \$2,812
		COL Sq Ft	58	Cu Ft	20	F \$2,937
						G \$3,115
						H \$3,304
						I \$3,599
Three Seat Bench 	FI2333	Dimensions				COM \$3,001
		Overall	22 ¼	75 ½	16 ¾	A \$3,055
		Seat	20 ½	71 ½	16 ¾	B \$3,159
		Arm				COL/C \$3,343
		Upholstery		Shipping		D \$3,578
		COM Ydg	5	Ctn Wt	57	E \$3,813
		COL Sq Ft	115	Cu Ft	32	F \$4,062
						G \$4,417
						H \$4,794
						I \$5,383

To Order, Specify:

- ① Model Number
- ② Wood Species - Cherry (C), Maple (M), White Oak (WO) or Walnut (W)
- ③ Wood Finish
- ④ Fabric Selection - vendor, pattern and color
- ⑤ Optional Rubber Cushion Nylon Glides - no upcharge

③ Wood Finish Options:

- CLC Clear on Cherry
- CLM Clear on Maple
- CLK Clear on White Oak
- CLW Clear on Walnut

- ④ See a selection of graded in fabric manufacturers and patterns on pages 20-28. Contact Customer Service for additional fabric options.

Specifications

- Wood species - Cherry, Maple, White Oak or Walnut in clear finish.
- Seat has 3" high density polyurethane foam and synthetic sheet webbing with cross strap reinforcement.
- Back has 1 ½" high density polyurethane foam.
- Mortise and tenon construction with corner blocks, glue and screws.
- Internal aluminum core throughout the legs and arms.
- Features fixed cushions.
- Standard with rubber cushion metal glides.

Description	D	W	H	CTN WT	CU FT	① Model	List Price
End Table	24	24	16	40	7	FI2424G	\$2,059



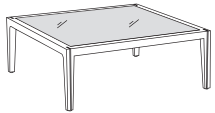
- glass top
- glossy low iron white back painted glass

End Table	28	20	16	39	7	FI2028G	\$2,071
-----------	----	----	----	----	---	---------	---------



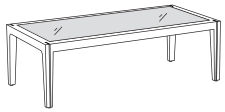
- glass top
- glossy low iron white back painted glass

Coffee Table	42	42	16	111	20	FI4242G	\$3,517
--------------	----	----	----	-----	----	---------	---------



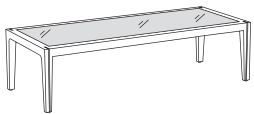
- glass top
- glossy low iron white back painted glass

Coffee Table	24	50	16	77	14	FI2450G	\$2,796
--------------	----	----	----	----	----	---------	---------



- glass top
- glossy low iron white back painted glass

Coffee Table	24	60	16	91	17	FI2460G	\$3,613
--------------	----	----	----	----	----	---------	---------



- glass top
- glossy low iron white back painted glass

Description	D	W	H	CTN WT	CU FT	① Model	List Price
End Table	24	24	16	24	7	FI2424W	\$1,923



- wood top
- parquet veneer face

End Table	28	20	16	24	7	FI2028W	\$1,947
-----------	----	----	----	----	---	---------	---------



- wood top
- parquet veneer face

Coffee Table	42	42	16	62	20	FI4242W	\$2,742
--------------	----	----	----	----	----	---------	---------



- wood top
- parquet veneer face

Coffee Table	24	50	16	45	14	FI2450W	\$2,399
--------------	----	----	----	----	----	---------	---------



- wood top
- parquet veneer face

Coffee Table	24	60	16	52	17	FI2460W	\$3,045
--------------	----	----	----	----	----	---------	---------



- wood top
- parquet veneer face

To Order, Specify:

- ① Model Number
- ② Wood Species - Cherry (C), Maple (M), White Oak (O) or Walnut (W)
- ③ Wood Finish
- ④ Optional Rubber Cushion Nylon Glides - no upcharge

③ Wood Finish Options:

- CLC Clear on Cherry
- CLM Clear on Maple
- CLK Clear on White Oak
- CLW Clear on Walnut

Specifications

- Wood species - Cherry, Maple, White Oak or Walnut in clear finish.
- Internal aluminum core throughout the legs.
- Standard with nylon glides.

Florette Order Check List:


Specify:

- 1. Model Number
- 2. Seat and Back Plastic Color


Example:


613A-1 | **SRM**
 (model #) | (seat & back color)

1. Model Number

2. Seat and Back Plastic Color Options
 (seat and back will be same color):

EWM Extra White
 BBM Balanced Beige
 IOG Iron Ore Gray
 RFB Refuge Blue
 SRM Stop Red

Description	① Model	Specifications				List Price																			
Florette 	613A-1 for single 613A-4 for set of 4 <ul style="list-style-type: none"> · single seat, with armless · made from fiberglass-filled polypropylene · stacks four high from the floor · non-fading weather resistant material up to five years · five year warranty · sold in sets of four of the same color · perforated seat and back 	<table border="1"> <thead> <tr> <th>Dimensions</th> <th>D</th> <th>W</th> <th>H</th> </tr> </thead> <tbody> <tr> <td>Overall</td> <td>20</td> <td>20½</td> <td>31</td> </tr> <tr> <td>Seat</td> <td>18¼</td> <td>16½</td> <td>18</td> </tr> </tbody> </table>				Dimensions	D	W	H	Overall	20	20½	31	Seat	18¼	16½	18	\$309 for 1 \$999 for 4							
		Dimensions	D	W	H																				
Overall	20	20½	31																						
Seat	18¼	16½	18																						
<table border="1"> <thead> <tr> <th>Colors</th> <th>Shipping</th> <th>QTY 1</th> <th>QTY 4</th> </tr> </thead> <tbody> <tr> <td>Extra White</td> <td>Weight</td> <td>8</td> <td>32</td> </tr> <tr> <td>Iron Ore Gray</td> <td>Ctn Wt</td> <td>13</td> <td>37</td> </tr> <tr> <td>Refuge Blue</td> <td>Cu Ft</td> <td>10</td> <td>13</td> </tr> <tr> <td>Stop Red</td> <td></td> <td></td> <td></td> </tr> <tr> <td>Tony Taupe</td> <td></td> <td></td> <td></td> </tr> </tbody> </table>		Colors	Shipping	QTY 1	QTY 4	Extra White	Weight	8	32	Iron Ore Gray	Ctn Wt	13	37	Refuge Blue	Cu Ft	10	13	Stop Red				Tony Taupe			
Colors	Shipping	QTY 1	QTY 4																						
Extra White	Weight	8	32																						
Iron Ore Gray	Ctn Wt	13	37																						
Refuge Blue	Cu Ft	10	13																						
Stop Red																									
Tony Taupe																									

Florette 	611A-1 for single 611A-4 for set of 4 <ul style="list-style-type: none"> · single seat, with arms · made from fiberglass-filled polypropylene · stacks four high from the floor · non-fading weather resistant material up to five years · five year warranty · sold in sets of four of the same color · perforated seat and back 	<table border="1"> <thead> <tr> <th>Dimensions</th> <th>D</th> <th>W</th> <th>H</th> </tr> </thead> <tbody> <tr> <td>Overall</td> <td>20</td> <td>23½</td> <td>31</td> </tr> <tr> <td>Seat</td> <td>18¼</td> <td>16½</td> <td>18</td> </tr> </tbody> </table>				Dimensions	D	W	H	Overall	20	23½	31	Seat	18¼	16½	18	\$331 for 1 \$1,085 for 4							
		Dimensions	D	W	H																				
Overall	20	23½	31																						
Seat	18¼	16½	18																						
<table border="1"> <thead> <tr> <th>Colors</th> <th>Shipping</th> <th>QTY 1</th> <th>QTY 4</th> </tr> </thead> <tbody> <tr> <td>Extra White</td> <td>Weight</td> <td>9</td> <td>36</td> </tr> <tr> <td>Iron Ore Gray</td> <td>Ctn Wt</td> <td>14</td> <td>41</td> </tr> <tr> <td>Refuge Blue</td> <td>Cu Ft</td> <td>11</td> <td>15</td> </tr> <tr> <td>Stop Red</td> <td></td> <td></td> <td></td> </tr> <tr> <td>Tony Taupe</td> <td></td> <td></td> <td></td> </tr> </tbody> </table>		Colors	Shipping	QTY 1	QTY 4	Extra White	Weight	9	36	Iron Ore Gray	Ctn Wt	14	41	Refuge Blue	Cu Ft	11	15	Stop Red				Tony Taupe			
Colors	Shipping	QTY 1	QTY 4																						
Extra White	Weight	9	36																						
Iron Ore Gray	Ctn Wt	14	41																						
Refuge Blue	Cu Ft	11	15																						
Stop Red																									
Tony Taupe																									

To Order, Specify:

① Model Number

② Color

Garvey R5 Order Check List:



Specify:

- 1. Model Number
- 2. Fabric Selection - vendor, pattern and color
- 3. Arm Selection:
 - A. Polished Aluminum Arms (PAA) - no upcharge
 - B. Polished Aluminum Arms with Arm Cap (PAC) - add \$71 list or \$172 list depending on base model
 - C. Adjustable T Arms (ATA) - no upcharge
 - D. Polyurethane C Arms (CPU) - add \$71 list
- 4. Control Selection:
 - A. Swivel Tilt (SWT) - no upcharge
 - B. Synchro (SNC) - add \$135 list
 - C. Synchro with Seat Slide (SCC) - add \$171 list
- 5. 5 Star Base Selection:
 - A. Black Nylon (BL) - no upcharge
 - B. Polished Aluminum (PA) - add \$99 list
- 6. Caster Selection:
 - A. Black (BLK) - no upcharge
 - B. Premium Polished Trim Gray Dual Wheel Soft Urethane (PPG) - add \$318 list

Example:

GV2105 (model #)	MOMENTUM (fabric vendor)	CANTER EPU (pattern name)	FOLKSTONE GREY (pattern color)	PAA (arm)	SWT (control)	BL (base)	BLK (caster)
----------------------------	------------------------------------	-------------------------------------	--	---------------------	-------------------------	---------------------	------------------------

1. Model Number

All COM orders will ship at standard lead time from receipt of COM except for orders requiring special custom matched finishes.

2. Fabric Selection - Please supply the following:

- Vendor name
- Pattern name
- Pattern color

[For a complete list of JSI Graded-In Fabric click here](#)

When specifying contrasting upholstery, indicate clearly which upholstery is to be applied to the seat, back and arms. Use higher grade pricing.

- Indicate direction of fabric - Railroaded or Up the Roll
- Please provide illustration, if available

All COM orders must include the following:

- Vendor's name, pattern name and color
- Sample of the fabric attached to order
- Model numbers of items for fabric application
- Special application instructions (e.g., all stripes will be applied front to back unless specified otherwise)
- Customer and purchase order number

3. Arm Selection:

- A. Polished Aluminum Arms (PAA) - no upcharge
- B. Polished Aluminum Arms with Arm Cap (PAC) - add \$71 list or \$172 list depending on base model
- C. Adjustable T Arms (ATA) - no upcharge
- D. Polyurethane C Arms (CPU) - add \$71 list

4. Control Selection:

- A. Swivel Tilt (SWT) - no upcharge
- B. Synchro (SNC) - add \$135 list
- C. Synchro with Seat Slide (SSC) - add \$171 list

5. 5 Star Base Selection:

- A. Black Nylon (BL) - no upcharge
- B. Polished Aluminum (PA) - add \$99 list

6. Caster Selection:


- A. Black (BLK) - no upcharge
- B. Premium Polished Trim Gray Dual Wheel Soft Urethane (PPG) - add \$318 list


Ship prepaid COM material to:


JSI
Attn: COM Department
201 East Martin Street
Receiving B, Dock 71
Orleans, IN 47452

Application of fabric:

Railroaded Up the Roll



Description	1 Model	Specifications			List Price Per Grade		
		Dimensions	D	W	H	COM	
Garvey Back Style - Executive High Back NOW! 	GV2105 <ul style="list-style-type: none"> unique curved back detail molds around the loop arm specify arm: polished aluminum arms or polished aluminum arms with arm cap specify control: swivel tilt or synchro tilt control specify 5 star base: black nylon or polished aluminum base specify caster: black or premium polished trim grey dual wheel soft urethane caster 	Overall	26	25	42-45 1/2	A	\$1,283
		Seat	20	20 1/2	18-21 1/2	B	\$1,326
		Arm			25-30	C	\$1,398
		Upholstery		Shipping		D	\$1,492
		Ydg	2 1/4	Ctn Wt	60	E	\$1,586
		Sq Ft	41 1/2	Cu Ft	20	F	\$1,732
						G	\$1,888
						H	\$2,055
						I	\$2,314
						J	\$2,627
						L1	\$2,002
						L2	\$2,211

Description	1 Model	Specifications			List Price Per Grade		
		Dimensions	D	W	H	COM	
Garvey Back Style - Management Mid Back NOW! 	GV2100 <ul style="list-style-type: none"> unique curved back detail molds around the loop arm specify arm: polished aluminum arms or polished aluminum arms with arm cap specify control: swivel tilt or synchro tilt control specify 5 star base: black nylon or polished aluminum base specify caster: black or premium polished trim grey dual wheel soft urethane caster 	Overall	26	25	38-41 1/2	A	\$1,229
		Seat	20	20 1/2	18-21 1/2	B	\$1,284
		Arm			25-30	C	\$1,350
		Upholstery		Shipping		D	\$1,433
		Ydg	2	Ctn Wt	55	E	\$1,517
		Sq Ft	41 1/4	Cu Ft	18	F	\$1,645
						G	\$1,785
						H	\$1,932
						I	\$2,164
						J	\$2,442
						L1	\$1,886
						L2	\$2,071

To Order, Specify:

- 1 Model Number
- 2 Fabric Selection - vendor, pattern and color
- 3 Arms - Polished Aluminum Arms (PAA) - no upcharge; Polished Aluminum Arms with Arm Cap (PAC) add \$71 list
- 4 Control - Swivel Tilt (SWT) no upcharge; Synchro (SNC) add \$135 list
- 5 Base - Black Nylon (BL) - no upcharge; Polished Aluminum (PA) - add \$99 list
- 6 Caster - Black (BLK) - no upcharge; Premium Polished Trim Gray Dual Wheel Soft Urethane (PPG) - add \$318 list

2 See a selection of graded in fabric manufacturers and patterns on pages 20-28. Contact Customer Service for additional fabric options.

When ordering Quickship products, place a "Q" in front of model number.
Example: QGV2105



Description

R5 Back Style - Executive Fixed High Back

NOW!



Model

GV1722

- specify arm: adjustable T arms or polyurethane arms or polished aluminum arms with arm cap
- specify control: swivel tilt or synchro tilt or synchro w/seat slider control
- specify 5 star base: black nylon or polished aluminum base
- specify caster: black or premium polished trim grey dual wheel soft urethane caster

Specifications

Dimensions	D	W	H
Overall	25	30	43-48½
Seat	18½	21½	21½
Arm	23½-29		
Upholstery		Shipping	
Ydg	2⅔	Ctn Wt	52
Sq Ft	55	Cu Ft	16

List Price Per Grade

COM	\$1,148
A	\$1,173
B	\$1,218
C	\$1,299
D	\$1,404
E	\$1,508
F	\$1,670
G	\$1,844
H	\$2,028
I	\$2,317
J	\$2,664
L1	\$1,970
L2	\$2,202

Garvey R5 Back Style - Management Fixed Mid Back

NOW!





GV1721

- specify arm: adjustable T arms or polyurethane arms or polished aluminum arms with arm cap
- specify control: swivel tilt or synchro tilt or synchro w/seat slider control
- specify 5 star base: black nylon or polished aluminum base
- specify caster: black or premium polished trim grey dual wheel soft urethane caster

Dimensions	D	W	H
Overall	25	30	38-41½
Seat	18½	21½	21½
Arm	23½-29		
Upholstery		Shipping	
Ydg	2½	Ctn Wt	49
Sq Ft	50	Cu Ft	12

COM	\$1,123
A	\$1,144
B	\$1,186
C	\$1,259
D	\$1,353
E	\$1,447
F	\$1,592
G	\$1,749
H	\$1,915
I	\$2,175
J	\$2,488
L1	\$1,863
L2	\$2,071

Description	1 Model	Specifications			List Price Per Grade																																																			
R5 Back Style - Executive Adjustable High Back 	GV1724 <ul style="list-style-type: none"> back has five height ratchet positions for 2 1/2" vertical adjustment. specify arm: adjustable T arms or polyurethane arms or polished aluminum arms with arm cap specify control: swivel tilt or synchro tilt or synchro w/seat slider control specify 5 star base: black nylon or polished aluminum base specify caster: black or premium polished trim grey dual wheel soft urethane caster 	<table border="1"> <thead> <tr> <th>Dimensions</th> <th>D</th> <th>W</th> <th>H</th> </tr> </thead> <tbody> <tr> <td>Overall</td> <td>25</td> <td>30</td> <td>43-48 1/2</td> </tr> <tr> <td>Seat</td> <td>18 1/2</td> <td>21 1/2</td> <td>21 1/2</td> </tr> <tr> <td>Arm</td> <td colspan="3">23 1/2-29</td> </tr> </tbody> </table>			Dimensions	D	W	H	Overall	25	30	43-48 1/2	Seat	18 1/2	21 1/2	21 1/2	Arm	23 1/2-29			<table border="1"> <thead> <tr> <th>Upholstery</th> <th>Shipping</th> </tr> </thead> <tbody> <tr> <td>Ydg</td> <td>2 2/3 Ctn Wt 52</td> </tr> <tr> <td>Sq Ft</td> <td>55 Cu Ft 16</td> </tr> </tbody> </table>		Upholstery	Shipping	Ydg	2 2/3 Ctn Wt 52	Sq Ft	55 Cu Ft 16	<table border="1"> <tbody> <tr><td>COM</td><td>\$1,184</td></tr> <tr><td>A</td><td>\$1,208</td></tr> <tr><td>B</td><td>\$1,254</td></tr> <tr><td>C</td><td>\$1,335</td></tr> <tr><td>D</td><td>\$1,440</td></tr> <tr><td>E</td><td>\$1,544</td></tr> <tr><td>F</td><td>\$1,705</td></tr> <tr><td>G</td><td>\$1,879</td></tr> <tr><td>H</td><td>\$2,064</td></tr> <tr><td>I</td><td>\$2,353</td></tr> <tr><td>J</td><td>\$2,700</td></tr> <tr><td>L1</td><td>\$2,006</td></tr> <tr><td>L2</td><td>\$2,238</td></tr> </tbody> </table>		COM	\$1,184	A	\$1,208	B	\$1,254	C	\$1,335	D	\$1,440	E	\$1,544	F	\$1,705	G	\$1,879	H	\$2,064	I	\$2,353	J	\$2,700	L1	\$2,006	L2	\$2,238
		Dimensions	D	W	H																																																			
Overall	25	30	43-48 1/2																																																					
Seat	18 1/2	21 1/2	21 1/2																																																					
Arm	23 1/2-29																																																							
Upholstery	Shipping																																																							
Ydg	2 2/3 Ctn Wt 52																																																							
Sq Ft	55 Cu Ft 16																																																							
COM	\$1,184																																																							
A	\$1,208																																																							
B	\$1,254																																																							
C	\$1,335																																																							
D	\$1,440																																																							
E	\$1,544																																																							
F	\$1,705																																																							
G	\$1,879																																																							
H	\$2,064																																																							
I	\$2,353																																																							
J	\$2,700																																																							
L1	\$2,006																																																							
L2	\$2,238																																																							
R5 Back Style - Management Adjustable Mid Back 	GV1723 <ul style="list-style-type: none"> back has five height ratchet positions for 2 1/2" vertical adjustment. specify arm: adjustable T arms or polyurethane arms or polished aluminum arms with arm cap specify control: swivel tilt or synchro tilt or synchro w/seat slider control specify 5 star base: black nylon or polished aluminum base specify caster: black or premium polished trim grey dual wheel soft urethane caster 	<table border="1"> <thead> <tr> <th>Dimensions</th> <th>D</th> <th>W</th> <th>H</th> </tr> </thead> <tbody> <tr> <td>Overall</td> <td>25</td> <td>30</td> <td>38-41 1/2</td> </tr> <tr> <td>Seat</td> <td>18 1/2</td> <td>21 1/2</td> <td>21 1/2</td> </tr> <tr> <td>Arm</td> <td colspan="3">23 1/2-29</td> </tr> </tbody> </table>			Dimensions	D	W	H	Overall	25	30	38-41 1/2	Seat	18 1/2	21 1/2	21 1/2	Arm	23 1/2-29			<table border="1"> <thead> <tr> <th>Upholstery</th> <th>Shipping</th> </tr> </thead> <tbody> <tr> <td>Ydg</td> <td>2 1/3 Ctn Wt 49</td> </tr> <tr> <td>Sq Ft</td> <td>50 Cu Ft 12</td> </tr> </tbody> </table>		Upholstery	Shipping	Ydg	2 1/3 Ctn Wt 49	Sq Ft	50 Cu Ft 12	<table border="1"> <tbody> <tr><td>COM</td><td>\$1,172</td></tr> <tr><td>A</td><td>\$1,193</td></tr> <tr><td>B</td><td>\$1,235</td></tr> <tr><td>C</td><td>\$1,308</td></tr> <tr><td>D</td><td>\$1,402</td></tr> <tr><td>E</td><td>\$1,495</td></tr> <tr><td>F</td><td>\$1,641</td></tr> <tr><td>G</td><td>\$1,797</td></tr> <tr><td>H</td><td>\$1,964</td></tr> <tr><td>I</td><td>\$2,223</td></tr> <tr><td>J</td><td>\$2,537</td></tr> <tr><td>L1</td><td>\$1,911</td></tr> <tr><td>L2</td><td>\$2,120</td></tr> </tbody> </table>		COM	\$1,172	A	\$1,193	B	\$1,235	C	\$1,308	D	\$1,402	E	\$1,495	F	\$1,641	G	\$1,797	H	\$1,964	I	\$2,223	J	\$2,537	L1	\$1,911	L2	\$2,120
Dimensions	D	W	H																																																					
Overall	25	30	38-41 1/2																																																					
Seat	18 1/2	21 1/2	21 1/2																																																					
Arm	23 1/2-29																																																							
Upholstery	Shipping																																																							
Ydg	2 1/3 Ctn Wt 49																																																							
Sq Ft	50 Cu Ft 12																																																							
COM	\$1,172																																																							
A	\$1,193																																																							
B	\$1,235																																																							
C	\$1,308																																																							
D	\$1,402																																																							
E	\$1,495																																																							
F	\$1,641																																																							
G	\$1,797																																																							
H	\$1,964																																																							
I	\$2,223																																																							
J	\$2,537																																																							
L1	\$1,911																																																							
L2	\$2,120																																																							

GARVEY R5

To Order, Specify:

- 1 Model Number
- 2 Fabric Selection - vendor, pattern and color
- 3 Arms - Adjustable T Arms (ATA), no upcharge, Polyurethane C Arms (CPU), add \$71 list Polished Aluminum Arms with Arm Cap (PAC), or \$172 list
- 4 Control - Swivel Tilt (SWT), no upcharge; Synchro (SNC), add \$135 list Synchro Seat Slide (SSC), add \$171 list
- 5 Base - Black Nylon (BL), - no upcharge; Polished Aluminum (PA), - add \$99 list
- 6 Caster - Black (BLK), - no upcharge; Premium Polished Trim Gray Dual Wheel Soft Urethane (PPG), - add \$318 list

- 2 See a selection of graded in fabric manufacturers and patterns on pages 20-28 Contact Customer Service for additional fabric options.

When ordering Quickship products, place a "Q" in front of model number.
 Example: QGV2105



Gatsby Order Check List:



Specify:

- 1. Model Number
- 2. Wood Species - Maple (M)
- 3. Wood Finish
- 4. Fabric Selection - vendor, pattern and color
- 5. Optional Black Anti-Microbial Polyurethane Arm Caps
 - A. Single Seat - add \$106 list
 - B. Two Seat Tandem - add \$158 list
 - C. Three Seat Tandem - add \$209 list
 - D. Four Seat Tandem - add \$261 list
- 6. Optional Rubber Cushion Nylon Glides - no upcharge

Example:

GT4901E | M | AUB | MOMENTUM | VOX | MYSTIC
 (model #) | (wood species) | (finish) | (fabric vendor) | (pattern name) | (pattern color)

1. Model Number

2. Wood Species - Maple (M)

3. Wood Finish Options:

CAG Aged Ash Coordinate	CGR Graphite Coordinate
ALM Ale Medium	HRV Harvest
AUB Auburn	CHL High Line Coordinate
BRL Barley	CKC Khaki Coordinate
CBE Blonde Echo Coordinate	LGC Legacy
BBM Bourbon Medium	MCH Mocha
CBZ Brazilwood Coordinate	NTO Night Owl
BRM Brighton Medium	COA Oatmeal Cookie Coordinate
BUT Butterscotch	CPI Pinnacle Walnut Coordinate
CIN Cinnamon	PRL Praline
CLA Classic	SAF Saffron
CCF Coffee Coordinate	SIE Sienna
CLL Collectors	CST Studio Teak Coordinate
CCR Cremello Coordinate	TOF Toffee
EAR Earthy	TRF Truffle
ESP Espresso	VEN Venetian
FLX Flax	CVI Vintage Coordinate
CFL Florence Walnut Coordinate	CWH Walnut Heights Coordinate
CFO Fossil Coordinate	CWE Weathered Ash Coordinate

4. Fabric Selection - Please supply the following:

- Fabric vendor
- Pattern name
- Pattern color

[For a complete list of JSI Graded-In Fabric click here](#)

When specifying contrasting upholstery, indicate clearly which upholstery is to be applied to the seat and back. Use higher grade pricing.

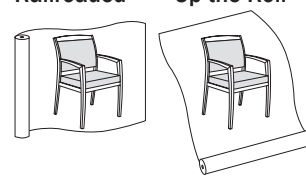
- Indicate direction of fabric - Railroaded or Up the Roll
- Please provide illustration, if available

All COM orders must include the following:

- Vendor's name, pattern name and color
- Sample of the fabric attached to order
- Model numbers of items for fabric application
- Special application instructions (e.g., all stripes will be applied front to back unless specified otherwise)
- Customer and purchase order number

Ship prepaid COM material to:
 JSI
 Attn: COM Department
 201 East Martin Street
 Receiving B, Dock 71
 Orleans, IN 47452

Application of fabric:
 Railroaded Up the Roll



All COM orders will ship at standard lead time from receipt of COM except for orders requiring special custom matched finishes.


5. Optional Black Anti-Microbial Polyurethane Arm Caps


- A. Single Seat - add \$106 list
- B. Two Seat Tandem - add \$158 list
- C. Three Seat Tandem - add \$209 list
- D. Four Seat Tandem - add \$261 list




6. Optional Rubber Cushion Nylon Glides - no upcharge

7. Product Options - Special Finish: \$332 list upcharge

Description	1 Model	Specifications			List Price Per Grade	
Guest Chair 	GT4903D • upholstered seat • fully upholstered back • armless • solid hardwood back frame with synthetic sheet webbing and ¾" high density polyurethane foam • pre-drilled to accept linking kit, see page 99 for kit	Dimensions	D	W	H	COM \$865
		Overall	24 ½	22 ⅞	35 ⅜	A \$879
		Seat	18 ½	20	19	B \$907
		Upholstery	Shipping			COL/C \$955
		COM Ydg	1 ½	Ctn Wt	30	D \$1,018
		COL Sq Ft	27	Cu Ft	17	E \$1,081
						F \$1,178
						G \$1,281
						H \$1,393
						I \$1,566
				J \$1,775		
				L1 \$1,302		
				L2 \$1,428		

Guest Chair 	GT4903E • upholstered seat • ¾ upholstered back • armless • solid hardwood back frame with synthetic sheet webbing and ¾" high density polyurethane foam • pre-drilled to accept linking kit, see page 339 for kit	Dimensions	D	W	H	COM \$857
		Overall	24 ½	22 ⅞	35 ⅜	A \$872
		Seat	18 ½	20	19	B \$899
		Upholstery	Shipping			COL/C \$948
		COM Ydg	1 ½	Ctn Wt	29	D \$1,010
		COL Sq Ft	27	Cu Ft	17	E \$1,073
						F \$1,170
						G \$1,274
						H \$1,386
						I \$1,559
				J \$1,768		
				L1 \$1,295		
				L2 \$1,421		

Guest Chair 	GT4903F • upholstered seat • veneer plywood back panel • armless • pre-drilled to accept linking kit, see page 99 for kit	Dimensions	D	W	H	COM \$779
		Overall	24 ½	22 ⅞	35 ⅜	A \$788
		Seat	18 ½	20	19	B \$804
		Upholstery	Shipping			COL/C \$832
		COM Ydg	7/8	Ctn Wt	26	D \$869
		COL Sq Ft	16	Cu Ft	17	E \$906
						F \$962
						G \$1,023
						H \$1,087
						I \$1,188
				J \$1,310		
				L1 \$1,034		
				L2 \$1,107		

To Order, Specify:

- 1 Model Number
- 2 Wood Species - Maple (M)
- 3 Wood Finish
- 4 Fabric Selection - vendor, pattern and color
- 5 Optional Rubber Cushion Nylon Glides - no upcharge

3 Wood Finish/Color Options:

Maple	
CAG	Aged Ash Coordinate
ALM	Ale Medium
AUB	Auburn
BRL	Barley
CBE	Blonde Echo Coordinate
BBM	Bourbon Medium
CBZ	Brazilwood Coordinate
BRM	Brighton Medium
BUT	Butterscotch
CIN	Cinnamon
CLA	Classic
CCF	Coffee Coordinate
CLL	Collectors
CCR	Cremello Coordinate
EAR	Earthy
ESP	Espresso
FLX	Flax
CFL	Florence Walnut Coordinate
CFO	Fossil Coordinate
CGR	Graphite Coordinate
HRV	Harvest
CHL	High Line Coordinate
CKC	Khaki Coordinate
LGC	Legacy
MCH	Mocha
NTO	Night Owl
COA	Oatmeal Cook Coordinate
CPI	Pinnacle Walnut Coordinate
PRL	Praline
SAF	Saffron
SIE	Sienna
CST	Studio Teak Coordinate
TOF	Toffee
TRF	Truffle
VEN	Venetian
CVI	Vintage Coordinate
CWH	Walnut Heights Coordinate
CWE	Weathered Ash Coordinate

- 4 See a selection of graded in fabric manufacturers and patterns on pages 20-28 Contact Customer Service for additional fabric options.

Specifications

- Wood species - Maple.
- Mortise and tenon construction with corner blocks, glue and screws.
- Seat has ½" plywood with synthetic sheet webbing and 2 ½" high density polyurethane foam.
- Wall saver feature.
- Standard with rubber cushion metal glides.

When ordering Quickship products, place a "Q" in front of model number.
 Example: QGT4901D

NOW!
 Need it.
 JSI Quickship

Description

1 Model

Specifications

List Price Per Grade

Guest Chair

NOW!



GT4903G

- upholstered seat
- upholstered plywood back panel with 1/2" high density polyurethane foam
- armless
- pre-drilled to accept linking kit, see page 99 for kit

Dimensions	D	W	H
Overall	24 1/2	22 1/8	35 3/8
Seat	18 1/2	20	19
Upholstery		Shipping	
COM Ydg	7/8	Ctn Wt	27
COL Sq Ft	16	Cu Ft	17

COM	\$796
A	\$804
B	\$821
COL/C	\$849
D	\$886
E	\$923
F	\$978
G	\$1,040
H	\$1,104
I	\$1,205
J	\$1,327
L1	\$1,051
L2	\$1,124

Guest Chair

NOW!



GT4903I

- upholstered seat
- vertical slat back
- steam bent slats
- armless
- pre-drilled to accept linking kit, see page 99 for kit

Dimensions	D	W	H
Overall	24 1/2	22 1/8	35 3/8
Seat	18 1/2	20	19
Upholstery		Shipping	
COM Ydg	7/8	Ctn Wt	26
COL Sq Ft	16	Cu Ft	17

COM	\$867
A	\$875
B	\$892
COL/C	\$919
D	\$956
E	\$993
F	\$1,049
G	\$1,110
H	\$1,175
I	\$1,276
J	\$1,397
L1	\$1,122
L2	\$1,195

Guest Chair

NOW!



GT4903J




- upholstered seat
- upholstered vertical slat back
- steam bent slats with 3/4" high density polyurethane foam
- armless
- pre-drilled to accept linking kit, see page 99 for kit

Dimensions	D	W	H
Overall	24 1/2	22 1/8	35 3/8
Seat	18 1/2	20	19
Upholstery		Shipping	
COM Ydg	1 1/2	Ctn Wt	29
COL Sq Ft	27	Cu Ft	17

COM	\$916
A	\$931
B	\$958
COL/C	\$1,007
D	\$1,069
E	\$1,133
F	\$1,230
G	\$1,333
H	\$1,445
I	\$1,618
J	\$1,827
L1	\$1,354
L2	\$1,480



upholstered vertical slat back

Description	1 Model	Specifications	List Price Per Grade																
Guest Chair 	GT4901D · upholstered seat · fully upholstered back · solid hardwood back frame with synthetic sheet webbing and 3/4" high density polyurethane foam · pre-drilled to accept linking kit, see page 339 for kit	<table border="1"> <thead> <tr> <th>Dimensions</th> <th>D</th> <th>W</th> <th>H</th> </tr> </thead> <tbody> <tr> <td>Overall</td> <td>24 1/2</td> <td>22 1/8</td> <td>35 3/8</td> </tr> <tr> <td>Seat</td> <td>18 1/4</td> <td>20</td> <td>19</td> </tr> <tr> <td>Arm</td> <td></td> <td></td> <td>25 7/8</td> </tr> </tbody> </table>	Dimensions	D	W	H	Overall	24 1/2	22 1/8	35 3/8	Seat	18 1/4	20	19	Arm			25 7/8	COM \$865 A \$879 B \$907 COL/C \$955 D \$1,018 E \$1,081 F \$1,178 G \$1,281 H \$1,393 I \$1,566 J \$1,775 L1 \$1,302 L2 \$1,428
		Dimensions	D	W	H														
Overall	24 1/2	22 1/8	35 3/8																
Seat	18 1/4	20	19																
Arm			25 7/8																
<table border="1"> <thead> <tr> <th>Upholstery</th> <th colspan="2">Shipping</th> </tr> </thead> <tbody> <tr> <td>COM Ydg</td> <td>1 1/2</td> <td>Ctn Wt 30</td> </tr> <tr> <td>COL Sq Ft</td> <td>27</td> <td>Cu Ft 17</td> </tr> </tbody> </table>	Upholstery	Shipping		COM Ydg	1 1/2	Ctn Wt 30	COL Sq Ft	27	Cu Ft 17										
Upholstery	Shipping																		
COM Ydg	1 1/2	Ctn Wt 30																	
COL Sq Ft	27	Cu Ft 17																	
Guest Chair 	GT4901E · upholstered seat · 3/4 upholstered back · solid hardwood back frame with synthetic sheet webbing and 3/4" high density polyurethane foam · pre-drilled to accept linking kit, see page 339 for kit	<table border="1"> <thead> <tr> <th>Dimensions</th> <th>D</th> <th>W</th> <th>H</th> </tr> </thead> <tbody> <tr> <td>Overall</td> <td>24 1/2</td> <td>22 1/8</td> <td>35 3/8</td> </tr> <tr> <td>Seat</td> <td>18 1/4</td> <td>20</td> <td>19</td> </tr> <tr> <td>Arm</td> <td></td> <td></td> <td>25 7/8</td> </tr> </tbody> </table>	Dimensions	D	W	H	Overall	24 1/2	22 1/8	35 3/8	Seat	18 1/4	20	19	Arm			25 7/8	COM \$857 A \$872 B \$899 COL/C \$948 D \$1,010 E \$1,073 F \$1,170 G \$1,274 H \$1,386 I \$1,559 J \$1,768 L1 \$1,295 L2 \$1,421
		Dimensions	D	W	H														
Overall	24 1/2	22 1/8	35 3/8																
Seat	18 1/4	20	19																
Arm			25 7/8																
<table border="1"> <thead> <tr> <th>Upholstery</th> <th colspan="2">Shipping</th> </tr> </thead> <tbody> <tr> <td>COM Ydg</td> <td>1 1/2</td> <td>Ctn Wt 29</td> </tr> <tr> <td>COL Sq Ft</td> <td>27</td> <td>Cu Ft 17</td> </tr> </tbody> </table>	Upholstery	Shipping		COM Ydg	1 1/2	Ctn Wt 29	COL Sq Ft	27	Cu Ft 17										
Upholstery	Shipping																		
COM Ydg	1 1/2	Ctn Wt 29																	
COL Sq Ft	27	Cu Ft 17																	
Guest Chair 	GT4901F · upholstered seat · veneer plywood back panel · pre-drilled to accept linking kit, see page 339 for kit	<table border="1"> <thead> <tr> <th>Dimensions</th> <th>D</th> <th>W</th> <th>H</th> </tr> </thead> <tbody> <tr> <td>Overall</td> <td>24 1/2</td> <td>22 1/8</td> <td>35 3/8</td> </tr> <tr> <td>Seat</td> <td>19</td> <td>20</td> <td>19</td> </tr> <tr> <td>Arm</td> <td></td> <td></td> <td>25 7/8</td> </tr> </tbody> </table>	Dimensions	D	W	H	Overall	24 1/2	22 1/8	35 3/8	Seat	19	20	19	Arm			25 7/8	COM \$779 A \$788 B \$804 COL/C \$832 D \$869 E \$906 F \$962 G \$1,023 H \$1,087 I \$1,188 J \$1,310 L1 \$1,034 L2 \$1,107
		Dimensions	D	W	H														
Overall	24 1/2	22 1/8	35 3/8																
Seat	19	20	19																
Arm			25 7/8																
<table border="1"> <thead> <tr> <th>Upholstery</th> <th colspan="2">Shipping</th> </tr> </thead> <tbody> <tr> <td>COM Ydg</td> <td>7/8</td> <td>Ctn Wt 26</td> </tr> <tr> <td>COL Sq Ft</td> <td>16</td> <td>Cu Ft 17</td> </tr> </tbody> </table>	Upholstery	Shipping		COM Ydg	7/8	Ctn Wt 26	COL Sq Ft	16	Cu Ft 17										
Upholstery	Shipping																		
COM Ydg	7/8	Ctn Wt 26																	
COL Sq Ft	16	Cu Ft 17																	

To Order, Specify:

- 1 Model Number
- 2 Wood Species - Maple (M)
- 3 Wood Finish
- 4 Fabric Selection - vendor, pattern and color
- 5 Optional Black Anti-Microbial Polyurethane Arm Caps - add \$106 list
- 6 Optional Rubber Cushion Nylon Glides - no upcharge

3 Wood Finish/Color Options:

Maple			
CAG	Aged Ash Coordinate	CGR	Graphite Coordinate
ALM	Ale Medium	HRV	Harvest
AUB	Auburn	CHL	High Line Coordinate
BRL	Barley	CKC	Khaki Coordinate
CBE	Blonde Echo Coordinate	LGC	Legacy
BBM	Bourbon Medium	MCH	Mocha
CBZ	Brazilwood Coordinate	NTO	Night Owl
BRM	Brighton Medium	COA	Oatmeal Cook Coordinate
BUT	Butterscotch	CPI	Pinnacle Walnut Coordinate
CIN	Cinnamon	PRL	Praline
CLA	Classic	SAF	Saffron
CCF	Coffee Coordinate	SIE	Sienna
CLL	Collectors	CST	Studio Teak Coordinate
CCR	Cremello Coordinate	TOF	Toffee
EAR	Earthy	TRF	Truffle
ESP	Espresso	VEN	Venetian
FLX	Flax	CVI	Vintage Coordinate
CFL	Florence Walnut Coordinate	CWH	Walnut Heights Coordinate
CFO	Fossil Coordinate	CWE	Weathered Ash Coordinate

- 4 See a selection of graded in fabric manufacturers and patterns on pages 20-28 Contact Customer Service for additional fabric options.


Specifications


- Wood species - Maple.
- Mortise and tenon construction with corner blocks, glue and screws.
- Seat has 1/2" plywood with synthetic sheet webbing and 2 1/2" high density polyurethane foam.
- Wall saver feature.
- Standard with rubber cushion metal glides.


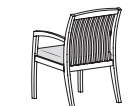
When ordering Quickship products, place a "Q" in front of model number.
 Example: QGT4901D






GATSBY

Description	Model	Specifications	List Price Per Grade																																										
Guest Chair  NOW!	GT4901G · upholstered seat · upholstered plywood back panel with 1/2" high density polyurethane foam · pre-drilled to accept linking kit, see page 339 for kit	<table border="1"> <thead> <tr> <th>Dimensions</th> <th>D</th> <th>W</th> <th>H</th> </tr> </thead> <tbody> <tr> <td>Overall</td> <td>24 1/2</td> <td>22 1/8</td> <td>35 3/8</td> </tr> <tr> <td>Seat</td> <td>18 1/2</td> <td>20</td> <td>19</td> </tr> <tr> <td>Arm</td> <td></td> <td></td> <td>25 7/8</td> </tr> </tbody> </table>	Dimensions	D	W	H	Overall	24 1/2	22 1/8	35 3/8	Seat	18 1/2	20	19	Arm			25 7/8	<table border="1"> <tbody> <tr> <td>COM</td> <td>\$796</td> </tr> <tr> <td>A</td> <td>\$804</td> </tr> <tr> <td>B</td> <td>\$821</td> </tr> <tr> <td>COL/C</td> <td>\$849</td> </tr> <tr> <td>D</td> <td>\$886</td> </tr> <tr> <td>E</td> <td>\$923</td> </tr> <tr> <td>F</td> <td>\$978</td> </tr> <tr> <td>G</td> <td>\$1,040</td> </tr> <tr> <td>H</td> <td>\$1,104</td> </tr> <tr> <td>I</td> <td>\$1,205</td> </tr> <tr> <td>J</td> <td>\$1,327</td> </tr> <tr> <td>L1</td> <td>\$1,051</td> </tr> <tr> <td>L2</td> <td>\$1,124</td> </tr> </tbody> </table>	COM	\$796	A	\$804	B	\$821	COL/C	\$849	D	\$886	E	\$923	F	\$978	G	\$1,040	H	\$1,104	I	\$1,205	J	\$1,327	L1	\$1,051	L2	\$1,124
		Dimensions	D	W	H																																								
		Overall	24 1/2	22 1/8	35 3/8																																								
		Seat	18 1/2	20	19																																								
		Arm			25 7/8																																								
		COM	\$796																																										
		A	\$804																																										
		B	\$821																																										
		COL/C	\$849																																										
		D	\$886																																										
E	\$923																																												
F	\$978																																												
G	\$1,040																																												
H	\$1,104																																												
I	\$1,205																																												
J	\$1,327																																												
L1	\$1,051																																												
L2	\$1,124																																												
<table border="1"> <thead> <tr> <th>Upholstery</th> <th colspan="3">Shipping</th> </tr> </thead> <tbody> <tr> <td>COM Ydg</td> <td>7/8</td> <td>Ctn Wt</td> <td>27</td> </tr> <tr> <td>COL Sq Ft</td> <td>16</td> <td>Cu Ft</td> <td>17</td> </tr> </tbody> </table>	Upholstery	Shipping			COM Ydg	7/8	Ctn Wt	27	COL Sq Ft	16	Cu Ft	17																																	
Upholstery	Shipping																																												
COM Ydg	7/8	Ctn Wt	27																																										
COL Sq Ft	16	Cu Ft	17																																										

Guest Chair  NOW!	GT4901I · upholstered seat · vertical slat back · steam bent slats · pre-drilled to accept linking kit, see page 339 for kit	<table border="1"> <thead> <tr> <th>Dimensions</th> <th>D</th> <th>W</th> <th>H</th> </tr> </thead> <tbody> <tr> <td>Overall</td> <td>24 1/2</td> <td>22 1/8</td> <td>35 3/8</td> </tr> <tr> <td>Seat</td> <td>19</td> <td>20</td> <td>19</td> </tr> <tr> <td>Arm</td> <td></td> <td></td> <td>25 7/8</td> </tr> </tbody> </table>	Dimensions	D	W	H	Overall	24 1/2	22 1/8	35 3/8	Seat	19	20	19	Arm			25 7/8	<table border="1"> <tbody> <tr> <td>COM</td> <td>\$867</td> </tr> <tr> <td>A</td> <td>\$875</td> </tr> <tr> <td>B</td> <td>\$892</td> </tr> <tr> <td>COL/C</td> <td>\$919</td> </tr> <tr> <td>D</td> <td>\$956</td> </tr> <tr> <td>E</td> <td>\$993</td> </tr> <tr> <td>F</td> <td>\$1,049</td> </tr> <tr> <td>G</td> <td>\$1,110</td> </tr> <tr> <td>H</td> <td>\$1,175</td> </tr> <tr> <td>I</td> <td>\$1,276</td> </tr> <tr> <td>J</td> <td>\$1,397</td> </tr> <tr> <td>L1</td> <td>\$1,122</td> </tr> <tr> <td>L2</td> <td>\$1,195</td> </tr> </tbody> </table>	COM	\$867	A	\$875	B	\$892	COL/C	\$919	D	\$956	E	\$993	F	\$1,049	G	\$1,110	H	\$1,175	I	\$1,276	J	\$1,397	L1	\$1,122	L2	\$1,195
		Dimensions	D	W	H																																								
		Overall	24 1/2	22 1/8	35 3/8																																								
		Seat	19	20	19																																								
		Arm			25 7/8																																								
		COM	\$867																																										
		A	\$875																																										
		B	\$892																																										
		COL/C	\$919																																										
		D	\$956																																										
E	\$993																																												
F	\$1,049																																												
G	\$1,110																																												
H	\$1,175																																												
I	\$1,276																																												
J	\$1,397																																												
L1	\$1,122																																												
L2	\$1,195																																												
<table border="1"> <thead> <tr> <th>Upholstery</th> <th colspan="3">Shipping</th> </tr> </thead> <tbody> <tr> <td>COM Ydg</td> <td>7/8</td> <td>Ctn Wt</td> <td>26</td> </tr> <tr> <td>COL Sq Ft</td> <td>16</td> <td>Cu Ft</td> <td>17</td> </tr> </tbody> </table>	Upholstery	Shipping			COM Ydg	7/8	Ctn Wt	26	COL Sq Ft	16	Cu Ft	17																																	
Upholstery	Shipping																																												
COM Ydg	7/8	Ctn Wt	26																																										
COL Sq Ft	16	Cu Ft	17																																										

Guest Chair  NOW!  upholstered vertical slat back	GT4901J · upholstered seat · upholstered vertical slat back · steam bent slats with 3/4" high density polyurethane foam · pre-drilled to accept linking kit, see page 339 for kit	<table border="1"> <thead> <tr> <th>Dimensions</th> <th>D</th> <th>W</th> <th>H</th> </tr> </thead> <tbody> <tr> <td>Overall</td> <td>24 1/2</td> <td>22 1/8</td> <td>35 3/8</td> </tr> <tr> <td>Seat</td> <td>18 1/4</td> <td>20</td> <td>19</td> </tr> <tr> <td>Arm</td> <td></td> <td></td> <td>25 7/8</td> </tr> </tbody> </table>	Dimensions	D	W	H	Overall	24 1/2	22 1/8	35 3/8	Seat	18 1/4	20	19	Arm			25 7/8	<table border="1"> <tbody> <tr> <td>COM</td> <td>\$916</td> </tr> <tr> <td>A</td> <td>\$931</td> </tr> <tr> <td>B</td> <td>\$958</td> </tr> <tr> <td>COL/C</td> <td>\$1,007</td> </tr> <tr> <td>D</td> <td>\$1,069</td> </tr> <tr> <td>E</td> <td>\$1,133</td> </tr> <tr> <td>F</td> <td>\$1,230</td> </tr> <tr> <td>G</td> <td>\$1,333</td> </tr> <tr> <td>H</td> <td>\$1,445</td> </tr> <tr> <td>I</td> <td>\$1,618</td> </tr> <tr> <td>J</td> <td>\$1,827</td> </tr> <tr> <td>L1</td> <td>\$1,354</td> </tr> <tr> <td>L2</td> <td>\$1,480</td> </tr> </tbody> </table>	COM	\$916	A	\$931	B	\$958	COL/C	\$1,007	D	\$1,069	E	\$1,133	F	\$1,230	G	\$1,333	H	\$1,445	I	\$1,618	J	\$1,827	L1	\$1,354	L2	\$1,480
		Dimensions	D	W	H																																								
		Overall	24 1/2	22 1/8	35 3/8																																								
		Seat	18 1/4	20	19																																								
		Arm			25 7/8																																								
		COM	\$916																																										
		A	\$931																																										
		B	\$958																																										
		COL/C	\$1,007																																										
		D	\$1,069																																										
E	\$1,133																																												
F	\$1,230																																												
G	\$1,333																																												
H	\$1,445																																												
I	\$1,618																																												
J	\$1,827																																												
L1	\$1,354																																												
L2	\$1,480																																												
<table border="1"> <thead> <tr> <th>Upholstery</th> <th colspan="3">Shipping</th> </tr> </thead> <tbody> <tr> <td>COM Ydg</td> <td>1 1/2</td> <td>Ctn Wt</td> <td>29</td> </tr> <tr> <td>COL Sq Ft</td> <td>27</td> <td>Cu Ft</td> <td>17</td> </tr> </tbody> </table>	Upholstery	Shipping			COM Ydg	1 1/2	Ctn Wt	29	COL Sq Ft	27	Cu Ft	17																																	
Upholstery	Shipping																																												
COM Ydg	1 1/2	Ctn Wt	29																																										
COL Sq Ft	27	Cu Ft	17																																										

Description	1 Model	Specifications	List Price Per Grade																
Two Seat Tandem Guest Chair 	GT4992D • upholstered seat • fully upholstered back • solid hardwood back frame with synthetic sheet webbing and 3/4" high density polyurethane foam • pre-drilled to accept linking kit, see page 339 for kit	<table border="1"> <thead> <tr> <th>Dimensions</th> <th>D</th> <th>W</th> <th>H</th> </tr> </thead> <tbody> <tr> <td>Overall</td> <td>24 1/2</td> <td>43 1/8</td> <td>35 3/8</td> </tr> <tr> <td>Seat</td> <td>18 1/4</td> <td>20</td> <td>19</td> </tr> <tr> <td>Arm</td> <td></td> <td></td> <td>25 7/8</td> </tr> </tbody> </table>	Dimensions	D	W	H	Overall	24 1/2	43 1/8	35 3/8	Seat	18 1/4	20	19	Arm			25 7/8	COM \$1,550 A \$1,579 B \$1,635 COL/C \$1,732 D \$1,856 E \$1,982 F \$2,176 G \$2,384 H \$2,606 I \$2,953 J \$3,370 L1 \$2,426 L2 \$2,676
		Dimensions	D	W	H														
Overall	24 1/2	43 1/8	35 3/8																
Seat	18 1/4	20	19																
Arm			25 7/8																
<table border="1"> <thead> <tr> <th>Upholstery</th> <th colspan="2">Shipping</th> </tr> </thead> <tbody> <tr> <td>COM Ydg</td> <td>3</td> <td>Ctn Wt 48</td> </tr> <tr> <td>COL Sq Ft</td> <td>54</td> <td>Cu Ft 25</td> </tr> </tbody> </table>	Upholstery	Shipping		COM Ydg	3	Ctn Wt 48	COL Sq Ft	54	Cu Ft 25										
Upholstery	Shipping																		
COM Ydg	3	Ctn Wt 48																	
COL Sq Ft	54	Cu Ft 25																	
Two Seat Tandem Guest Chair 	GT4992E • upholstered seat • 3/4 upholstered back • solid hardwood back frame with synthetic sheet webbing and 3/4" high density polyurethane foam • pre-drilled to accept linking kit, see page 339 for kit	<table border="1"> <thead> <tr> <th>Dimensions</th> <th>D</th> <th>W</th> <th>H</th> </tr> </thead> <tbody> <tr> <td>Overall</td> <td>24 1/2</td> <td>43 1/8</td> <td>35 3/8</td> </tr> <tr> <td>Seat</td> <td>18 1/4</td> <td>20</td> <td>19</td> </tr> <tr> <td>Arm</td> <td></td> <td></td> <td>25 7/8</td> </tr> </tbody> </table>	Dimensions	D	W	H	Overall	24 1/2	43 1/8	35 3/8	Seat	18 1/4	20	19	Arm			25 7/8	COM \$1,538 A \$1,566 B \$1,622 COL/C \$1,719 D \$1,844 E \$1,969 F \$2,163 G \$2,371 H \$2,594 I \$2,941 J \$3,358 L1 \$2,413 L2 \$2,663
		Dimensions	D	W	H														
Overall	24 1/2	43 1/8	35 3/8																
Seat	18 1/4	20	19																
Arm			25 7/8																
<table border="1"> <thead> <tr> <th>Upholstery</th> <th colspan="2">Shipping</th> </tr> </thead> <tbody> <tr> <td>COM Ydg</td> <td>3</td> <td>Ctn Wt 47</td> </tr> <tr> <td>COL Sq Ft</td> <td>54</td> <td>Cu Ft 25</td> </tr> </tbody> </table>	Upholstery	Shipping		COM Ydg	3	Ctn Wt 47	COL Sq Ft	54	Cu Ft 25										
Upholstery	Shipping																		
COM Ydg	3	Ctn Wt 47																	
COL Sq Ft	54	Cu Ft 25																	
Two Seat Tandem Guest Chair 	GT4992F • upholstered seat • veneer plywood back panel • pre-drilled to accept linking kit, see page 339 for kit	<table border="1"> <thead> <tr> <th>Dimensions</th> <th>D</th> <th>W</th> <th>H</th> </tr> </thead> <tbody> <tr> <td>Overall</td> <td>24 1/2</td> <td>43 1/8</td> <td>35 3/8</td> </tr> <tr> <td>Seat</td> <td>19</td> <td>20</td> <td>19</td> </tr> <tr> <td>Arm</td> <td></td> <td></td> <td>25 7/8</td> </tr> </tbody> </table>	Dimensions	D	W	H	Overall	24 1/2	43 1/8	35 3/8	Seat	19	20	19	Arm			25 7/8	COM \$1,428 A \$1,445 B \$1,477 COL/C \$1,533 D \$1,606 E \$1,680 F \$1,793 G \$1,914 H \$2,044 I \$2,247 J \$2,489 L1 \$1,939 L2 \$2,084
		Dimensions	D	W	H														
Overall	24 1/2	43 1/8	35 3/8																
Seat	19	20	19																
Arm			25 7/8																
<table border="1"> <thead> <tr> <th>Upholstery</th> <th colspan="2">Shipping</th> </tr> </thead> <tbody> <tr> <td>COM Ydg</td> <td>1 3/4</td> <td>Ctn Wt 44</td> </tr> <tr> <td>COL Sq Ft</td> <td>32</td> <td>Cu Ft 25</td> </tr> </tbody> </table>	Upholstery	Shipping		COM Ydg	1 3/4	Ctn Wt 44	COL Sq Ft	32	Cu Ft 25										
Upholstery	Shipping																		
COM Ydg	1 3/4	Ctn Wt 44																	
COL Sq Ft	32	Cu Ft 25																	

To Order, Specify:

- Model Number
- Wood Species - Maple (M)
- Wood Finish
- Fabric Selection - vendor, pattern and color
- Optional Black Anti-Microbial Polyurethane Arm Caps
 - A. Single Seat - add \$106 list
 - B. Two Seat Tandem - add \$158 list
- Optional Rubber Cushion Nylon Glides - no upcharge

3 Wood Finish/Color Options:

Maple	
CAG Aged Ash Coordinate	CGR Graphite Coordinate
ALM Ale Medium	HRV Harvest
AUB Auburn	CHL High Line Coordinate
BRL Barley	CKC Khaki Coordinate
CBE Blonde Echo Coordinate	LGC Legacy
BBM Bourbon Medium	MCH Mocha
CBZ Brazilwood Coordinate	NTO Night Owl
BRM Brighton Medium	COA Oatmeal Cook Coordinate
BUT Butterscotch	CPI Pinnacle Walnut Coordinate
CIN Cinnamon	PRL Praline
CLA Classic	SAF Saffron
CCF Coffee Coordinate	SIE Sienna
CLL Collectors	CST Studio Teak Coordinate
CCR Cremello Coordinate	TOF Toffee
EAR Earthy	TRF Truffle
ESP Espresso	VEN Venetian
FLX Flax	CVI Vintage Coordinate
CFL Florence Walnut Coordinate	CWH Walnut Heights Coordinate
CFO Fossil Coordinate	CWE Weathered Ash Coordinate


- See a selection of graded in fabric manufacturers and patterns on pages 20-28 Contact Customer Service for additional fabric options.

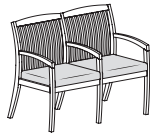
Specifications


- Wood species - Maple.
- Mortise and tenon construction with corner blocks, glue and screws.
- Seat has 1/2" plywood with synthetic sheet webbing and 2 1/2" high density polyurethane foam.
- Wall saver feature.
- Standard with rubber cushion metal glides.

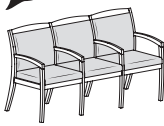
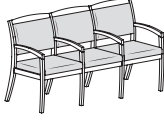

When ordering Quickship products, place a "Q" in front of model number.
 Example: QGT4901D



Description	Model	Specifications	List Price Per Grade																																										
Two Seat Tandem Guest Chair 	GT4992G · upholstered seat · upholstered plywood back panel with 1/2" high density polyurethane foam · pre-drilled to accept linking kit, see page 339 for kit	<table border="1"> <thead> <tr> <th>Dimensions</th> <th>D</th> <th>W</th> <th>H</th> </tr> </thead> <tbody> <tr> <td>Overall</td> <td>24 1/2</td> <td>43 1/8</td> <td>35 3/8</td> </tr> <tr> <td>Seat</td> <td>18 1/2</td> <td>20</td> <td>19</td> </tr> <tr> <td>Arm</td> <td></td> <td></td> <td>25 7/8</td> </tr> </tbody> </table>	Dimensions	D	W	H	Overall	24 1/2	43 1/8	35 3/8	Seat	18 1/2	20	19	Arm			25 7/8	<table border="1"> <tbody> <tr> <td>COM</td> <td>\$1,529</td> </tr> <tr> <td>A</td> <td>\$1,546</td> </tr> <tr> <td>B</td> <td>\$1,579</td> </tr> <tr> <td>COL/C</td> <td>\$1,635</td> </tr> <tr> <td>D</td> <td>\$1,707</td> </tr> <tr> <td>E</td> <td>\$1,781</td> </tr> <tr> <td>F</td> <td>\$1,894</td> </tr> <tr> <td>G</td> <td>\$2,016</td> </tr> <tr> <td>H</td> <td>\$2,145</td> </tr> <tr> <td>I</td> <td>\$2,348</td> </tr> <tr> <td>J</td> <td>\$2,591</td> </tr> <tr> <td>L1</td> <td>\$2,040</td> </tr> <tr> <td>L2</td> <td>\$2,185</td> </tr> </tbody> </table>	COM	\$1,529	A	\$1,546	B	\$1,579	COL/C	\$1,635	D	\$1,707	E	\$1,781	F	\$1,894	G	\$2,016	H	\$2,145	I	\$2,348	J	\$2,591	L1	\$2,040	L2	\$2,185
		Dimensions	D	W	H																																								
Overall	24 1/2	43 1/8	35 3/8																																										
Seat	18 1/2	20	19																																										
Arm			25 7/8																																										
COM	\$1,529																																												
A	\$1,546																																												
B	\$1,579																																												
COL/C	\$1,635																																												
D	\$1,707																																												
E	\$1,781																																												
F	\$1,894																																												
G	\$2,016																																												
H	\$2,145																																												
I	\$2,348																																												
J	\$2,591																																												
L1	\$2,040																																												
L2	\$2,185																																												
<table border="1"> <thead> <tr> <th>Upholstery</th> <th colspan="2">Shipping</th> </tr> </thead> <tbody> <tr> <td>COM Ydg</td> <td>1 3/4</td> <td>Ctn Wt 46</td> </tr> <tr> <td>COL Sq Ft</td> <td>32</td> <td>Cu Ft 25</td> </tr> </tbody> </table>		Upholstery	Shipping		COM Ydg	1 3/4	Ctn Wt 46	COL Sq Ft	32	Cu Ft 25																																			
Upholstery	Shipping																																												
COM Ydg	1 3/4	Ctn Wt 46																																											
COL Sq Ft	32	Cu Ft 25																																											

Two Seat Tandem Guest Chair 	GT4992I · upholstered seat · vertical slat back · steam bent slats · pre-drilled to accept linking kit, see page 339 for kit	<table border="1"> <thead> <tr> <th>Dimensions</th> <th>D</th> <th>W</th> <th>H</th> </tr> </thead> <tbody> <tr> <td>Overall</td> <td>24 1/2</td> <td>43 1/8</td> <td>35 3/8</td> </tr> <tr> <td>Seat</td> <td>19</td> <td>20</td> <td>19</td> </tr> <tr> <td>Arm</td> <td></td> <td></td> <td>25 7/8</td> </tr> </tbody> </table>	Dimensions	D	W	H	Overall	24 1/2	43 1/8	35 3/8	Seat	19	20	19	Arm			25 7/8	<table border="1"> <tbody> <tr> <td>COM</td> <td>\$1,621</td> </tr> <tr> <td>A</td> <td>\$1,638</td> </tr> <tr> <td>B</td> <td>\$1,671</td> </tr> <tr> <td>COL/C</td> <td>\$1,726</td> </tr> <tr> <td>D</td> <td>\$1,799</td> </tr> <tr> <td>E</td> <td>\$1,873</td> </tr> <tr> <td>F</td> <td>\$1,986</td> </tr> <tr> <td>G</td> <td>\$2,107</td> </tr> <tr> <td>H</td> <td>\$2,237</td> </tr> <tr> <td>I</td> <td>\$2,440</td> </tr> <tr> <td>J</td> <td>\$2,682</td> </tr> <tr> <td>L1</td> <td>\$2,132</td> </tr> <tr> <td>L2</td> <td>\$2,277</td> </tr> </tbody> </table>	COM	\$1,621	A	\$1,638	B	\$1,671	COL/C	\$1,726	D	\$1,799	E	\$1,873	F	\$1,986	G	\$2,107	H	\$2,237	I	\$2,440	J	\$2,682	L1	\$2,132	L2	\$2,277
		Dimensions	D	W	H																																								
Overall	24 1/2	43 1/8	35 3/8																																										
Seat	19	20	19																																										
Arm			25 7/8																																										
COM	\$1,621																																												
A	\$1,638																																												
B	\$1,671																																												
COL/C	\$1,726																																												
D	\$1,799																																												
E	\$1,873																																												
F	\$1,986																																												
G	\$2,107																																												
H	\$2,237																																												
I	\$2,440																																												
J	\$2,682																																												
L1	\$2,132																																												
L2	\$2,277																																												
<table border="1"> <thead> <tr> <th>Upholstery</th> <th colspan="2">Shipping</th> </tr> </thead> <tbody> <tr> <td>COM Ydg</td> <td>1 3/4</td> <td>Ctn Wt 46</td> </tr> <tr> <td>COL Sq Ft</td> <td>32</td> <td>Cu Ft 25</td> </tr> </tbody> </table>		Upholstery	Shipping		COM Ydg	1 3/4	Ctn Wt 46	COL Sq Ft	32	Cu Ft 25																																			
Upholstery	Shipping																																												
COM Ydg	1 3/4	Ctn Wt 46																																											
COL Sq Ft	32	Cu Ft 25																																											

Two Seat Tandem Guest Chair 	GT4992J · upholstered seat · upholstered vertical slat back · steam bent slats with 3/4" high density polyurethane foam · pre-drilled to accept linking kit, see page 339 for kit	<table border="1"> <thead> <tr> <th>Dimensions</th> <th>D</th> <th>W</th> <th>H</th> </tr> </thead> <tbody> <tr> <td>Overall</td> <td>24 1/2</td> <td>43 1/8</td> <td>35 3/8</td> </tr> <tr> <td>Seat</td> <td>18 1/4</td> <td>20</td> <td>19</td> </tr> <tr> <td>Arm</td> <td></td> <td></td> <td>25 7/8</td> </tr> </tbody> </table>	Dimensions	D	W	H	Overall	24 1/2	43 1/8	35 3/8	Seat	18 1/4	20	19	Arm			25 7/8	<table border="1"> <tbody> <tr> <td>COM</td> <td>\$1,666</td> </tr> <tr> <td>A</td> <td>\$1,695</td> </tr> <tr> <td>B</td> <td>\$1,751</td> </tr> <tr> <td>COL/C</td> <td>\$1,848</td> </tr> <tr> <td>D</td> <td>\$1,972</td> </tr> <tr> <td>E</td> <td>\$2,098</td> </tr> <tr> <td>F</td> <td>\$2,292</td> </tr> <tr> <td>G</td> <td>\$2,500</td> </tr> <tr> <td>H</td> <td>\$2,722</td> </tr> <tr> <td>I</td> <td>\$3,069</td> </tr> <tr> <td>J</td> <td>\$3,486</td> </tr> <tr> <td>L1</td> <td>\$2,542</td> </tr> <tr> <td>L2</td> <td>\$2,792</td> </tr> </tbody> </table>	COM	\$1,666	A	\$1,695	B	\$1,751	COL/C	\$1,848	D	\$1,972	E	\$2,098	F	\$2,292	G	\$2,500	H	\$2,722	I	\$3,069	J	\$3,486	L1	\$2,542	L2	\$2,792
		Dimensions	D	W	H																																								
Overall	24 1/2	43 1/8	35 3/8																																										
Seat	18 1/4	20	19																																										
Arm			25 7/8																																										
COM	\$1,666																																												
A	\$1,695																																												
B	\$1,751																																												
COL/C	\$1,848																																												
D	\$1,972																																												
E	\$2,098																																												
F	\$2,292																																												
G	\$2,500																																												
H	\$2,722																																												
I	\$3,069																																												
J	\$3,486																																												
L1	\$2,542																																												
L2	\$2,792																																												
<table border="1"> <thead> <tr> <th>Upholstery</th> <th colspan="2">Shipping</th> </tr> </thead> <tbody> <tr> <td>COM Ydg</td> <td>3</td> <td>Ctn Wt 48</td> </tr> <tr> <td>COL Sq Ft</td> <td>54</td> <td>Cu Ft 25</td> </tr> </tbody> </table>		Upholstery	Shipping		COM Ydg	3	Ctn Wt 48	COL Sq Ft	54	Cu Ft 25																																			
Upholstery	Shipping																																												
COM Ydg	3	Ctn Wt 48																																											
COL Sq Ft	54	Cu Ft 25																																											

Description	1 Model	Specifications	List Price Per Grade																																										
Three Seat Tandem Guest Chair 	GT4993D · upholstered seat · fully upholstered back · solid hardwood back frame with synthetic sheet webbing and ¾" high density polyurethane foam · pre-drilled to accept linking kit, see page 339 for kit	<table border="1"> <thead> <tr> <th>Dimensions</th> <th>D</th> <th>W</th> <th>H</th> </tr> </thead> <tbody> <tr> <td>Overall</td> <td>24 ½</td> <td>64 ⅞</td> <td>35 ⅜</td> </tr> <tr> <td>Seat</td> <td>18 ¼</td> <td>20</td> <td>19</td> </tr> <tr> <td>Arm</td> <td></td> <td></td> <td>25 ⅞</td> </tr> </tbody> </table>	Dimensions	D	W	H	Overall	24 ½	64 ⅞	35 ⅜	Seat	18 ¼	20	19	Arm			25 ⅞	<table border="1"> <tbody> <tr> <td>COM</td> <td>\$2,184</td> </tr> <tr> <td>A</td> <td>\$2,227</td> </tr> <tr> <td>B</td> <td>\$2,310</td> </tr> <tr> <td>COL/C</td> <td>\$2,455</td> </tr> <tr> <td>D</td> <td>\$2,643</td> </tr> <tr> <td>E</td> <td>\$2,831</td> </tr> <tr> <td>F</td> <td>\$3,122</td> </tr> <tr> <td>G</td> <td>\$3,435</td> </tr> <tr> <td>H</td> <td>\$3,768</td> </tr> <tr> <td>I</td> <td>\$4,288</td> </tr> <tr> <td>J</td> <td>\$4,914</td> </tr> <tr> <td>L1</td> <td>\$3,497</td> </tr> <tr> <td>L2</td> <td>\$3,872</td> </tr> </tbody> </table>	COM	\$2,184	A	\$2,227	B	\$2,310	COL/C	\$2,455	D	\$2,643	E	\$2,831	F	\$3,122	G	\$3,435	H	\$3,768	I	\$4,288	J	\$4,914	L1	\$3,497	L2	\$3,872
		Dimensions	D	W	H																																								
Overall	24 ½	64 ⅞	35 ⅜																																										
Seat	18 ¼	20	19																																										
Arm			25 ⅞																																										
COM	\$2,184																																												
A	\$2,227																																												
B	\$2,310																																												
COL/C	\$2,455																																												
D	\$2,643																																												
E	\$2,831																																												
F	\$3,122																																												
G	\$3,435																																												
H	\$3,768																																												
I	\$4,288																																												
J	\$4,914																																												
L1	\$3,497																																												
L2	\$3,872																																												
<table border="1"> <thead> <tr> <th>Upholstery</th> <th>Shipping</th> </tr> </thead> <tbody> <tr> <td>COM Ydg</td> <td>4 ½ Ctn Wt 68</td> </tr> <tr> <td>COL Sq Ft</td> <td>81 Cu Ft 37</td> </tr> </tbody> </table>	Upholstery	Shipping	COM Ydg	4 ½ Ctn Wt 68	COL Sq Ft	81 Cu Ft 37																																							
Upholstery	Shipping																																												
COM Ydg	4 ½ Ctn Wt 68																																												
COL Sq Ft	81 Cu Ft 37																																												
Three Seat Tandem Guest Chair 	GT4993E · upholstered seat · ¾ upholstered back · solid hardwood back frame with synthetic sheet webbing and ¾" high density polyurethane foam · pre-drilled to accept linking kit, see page 339 for kit	<table border="1"> <thead> <tr> <th>Dimensions</th> <th>D</th> <th>W</th> <th>H</th> </tr> </thead> <tbody> <tr> <td>Overall</td> <td>24 ½</td> <td>64 ⅞</td> <td>35 ⅜</td> </tr> <tr> <td>Seat</td> <td>18 ¼</td> <td>20</td> <td>19</td> </tr> <tr> <td>Arm</td> <td></td> <td></td> <td>25 ⅞</td> </tr> </tbody> </table>	Dimensions	D	W	H	Overall	24 ½	64 ⅞	35 ⅜	Seat	18 ¼	20	19	Arm			25 ⅞	<table border="1"> <tbody> <tr> <td>COM</td> <td>\$2,165</td> </tr> <tr> <td>A</td> <td>\$2,208</td> </tr> <tr> <td>B</td> <td>\$2,291</td> </tr> <tr> <td>COL/C</td> <td>\$2,436</td> </tr> <tr> <td>D</td> <td>\$2,624</td> </tr> <tr> <td>E</td> <td>\$2,812</td> </tr> <tr> <td>F</td> <td>\$3,103</td> </tr> <tr> <td>G</td> <td>\$3,416</td> </tr> <tr> <td>H</td> <td>\$3,749</td> </tr> <tr> <td>I</td> <td>\$4,269</td> </tr> <tr> <td>J</td> <td>\$4,895</td> </tr> <tr> <td>L1</td> <td>\$3,478</td> </tr> <tr> <td>L2</td> <td>\$3,853</td> </tr> </tbody> </table>	COM	\$2,165	A	\$2,208	B	\$2,291	COL/C	\$2,436	D	\$2,624	E	\$2,812	F	\$3,103	G	\$3,416	H	\$3,749	I	\$4,269	J	\$4,895	L1	\$3,478	L2	\$3,853
		Dimensions	D	W	H																																								
Overall	24 ½	64 ⅞	35 ⅜																																										
Seat	18 ¼	20	19																																										
Arm			25 ⅞																																										
COM	\$2,165																																												
A	\$2,208																																												
B	\$2,291																																												
COL/C	\$2,436																																												
D	\$2,624																																												
E	\$2,812																																												
F	\$3,103																																												
G	\$3,416																																												
H	\$3,749																																												
I	\$4,269																																												
J	\$4,895																																												
L1	\$3,478																																												
L2	\$3,853																																												
<table border="1"> <thead> <tr> <th>Upholstery</th> <th>Shipping</th> </tr> </thead> <tbody> <tr> <td>COM Ydg</td> <td>4 ½ Ctn Wt 67</td> </tr> <tr> <td>COL Sq Ft</td> <td>81 Cu Ft 37</td> </tr> </tbody> </table>	Upholstery	Shipping	COM Ydg	4 ½ Ctn Wt 67	COL Sq Ft	81 Cu Ft 37																																							
Upholstery	Shipping																																												
COM Ydg	4 ½ Ctn Wt 67																																												
COL Sq Ft	81 Cu Ft 37																																												
Three Seat Tandem Guest Chair 	GT4993F · upholstered seat · veneer plywood back panel · pre-drilled to accept linking kit, see page 339 for kit	<table border="1"> <thead> <tr> <th>Dimensions</th> <th>D</th> <th>W</th> <th>H</th> </tr> </thead> <tbody> <tr> <td>Overall</td> <td>24 ½</td> <td>64 ⅞</td> <td>35 ⅜</td> </tr> <tr> <td>Seat</td> <td>19</td> <td>20</td> <td>19</td> </tr> <tr> <td>Arm</td> <td></td> <td></td> <td>25 ⅞</td> </tr> </tbody> </table>	Dimensions	D	W	H	Overall	24 ½	64 ⅞	35 ⅜	Seat	19	20	19	Arm			25 ⅞	<table border="1"> <tbody> <tr> <td>COM</td> <td>\$1,968</td> </tr> <tr> <td>A</td> <td>\$1,993</td> </tr> <tr> <td>B</td> <td>\$2,042</td> </tr> <tr> <td>COL/C</td> <td>\$2,126</td> </tr> <tr> <td>D</td> <td>\$2,236</td> </tr> <tr> <td>E</td> <td>\$2,346</td> </tr> <tr> <td>F</td> <td>\$2,516</td> </tr> <tr> <td>G</td> <td>\$2,698</td> </tr> <tr> <td>H</td> <td>\$2,892</td> </tr> <tr> <td>I</td> <td>\$3,196</td> </tr> <tr> <td>J</td> <td>\$3,560</td> </tr> <tr> <td>L1</td> <td>\$2,734</td> </tr> <tr> <td>L2</td> <td>\$2,952</td> </tr> </tbody> </table>	COM	\$1,968	A	\$1,993	B	\$2,042	COL/C	\$2,126	D	\$2,236	E	\$2,346	F	\$2,516	G	\$2,698	H	\$2,892	I	\$3,196	J	\$3,560	L1	\$2,734	L2	\$2,952
		Dimensions	D	W	H																																								
Overall	24 ½	64 ⅞	35 ⅜																																										
Seat	19	20	19																																										
Arm			25 ⅞																																										
COM	\$1,968																																												
A	\$1,993																																												
B	\$2,042																																												
COL/C	\$2,126																																												
D	\$2,236																																												
E	\$2,346																																												
F	\$2,516																																												
G	\$2,698																																												
H	\$2,892																																												
I	\$3,196																																												
J	\$3,560																																												
L1	\$2,734																																												
L2	\$2,952																																												
<table border="1"> <thead> <tr> <th>Upholstery</th> <th>Shipping</th> </tr> </thead> <tbody> <tr> <td>COM Ydg</td> <td>2 ⅝ Ctn Wt 62</td> </tr> <tr> <td>COL Sq Ft</td> <td>48 Cu Ft 37</td> </tr> </tbody> </table>	Upholstery	Shipping	COM Ydg	2 ⅝ Ctn Wt 62	COL Sq Ft	48 Cu Ft 37																																							
Upholstery	Shipping																																												
COM Ydg	2 ⅝ Ctn Wt 62																																												
COL Sq Ft	48 Cu Ft 37																																												

To Order, Specify:

- 1 Model Number
- 2 Wood Species - Maple (M)
- 3 Wood Finish
- 4 Fabric Selection - vendor, pattern and color
- 5 Optional Black Anti-Microbial Polyurethane Arm Caps
 - A. Single Seat - add \$106 list
 - B. Two Seat Tandem - add \$158 list
- 6 Optional Rubber Cushion Nylon Glides - no upcharge

3 Wood Finish/Color Options:

Maple		CGR Graphite Coordinate
CAG Aged Ash Coordinate	ALM Ale Medium	HRV Harvest
AUB Auburn	BRL Barley	CHL High Line Coordinate
CBE Blonde Echo Coordinate	BBM Bourbon Medium	CKC Khaki Coordinate
CBZ Brazilwood Coordinate	BRM Brighton Medium	LGC Legacy
BUT Butterscotch	CIN Cinnamon	MCH Mocha
CLA Classic	CCF Coffee Coordinate	NTO Night Owl
CLL Collectors	CCR Cremello Coordinate	COA Oatmeal Cook Coordinate
EAR Earthy	ESP Espresso	CPI Pinnacle Walnut Coordinate
FLX Flax	CFL Florence Walnut Coordinate	PRL Praline
CFO Fossil Coordinate	TRF Truffe	SAF Saffron
		SIE Sienna
		CST Studio Teak Coordinate
		VEN Venetian
		CVI Vintage Coordinate
		CWH Walnut Heights Coordinate
		CWE Weathered Ash Coordinate

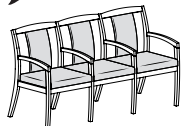
- 4 See a selection of graded in fabric manufacturers and patterns on pages 20-28 Contact Customer Service for additional fabric options.

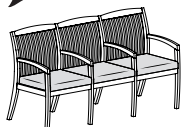
Specifications

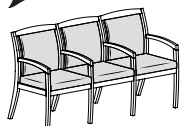
- Wood species - Maple.
- Mortise and tenon construction with corner blocks, glue and screws.
- Seat has ½" plywood with synthetic sheet webbing and 2 ½" high density polyurethane foam.
- Wall saver feature.
- Standard with rubber cushion metal glides.

When ordering Quickship products, place a "Q" in front of model number.
 Example: QGT4901D

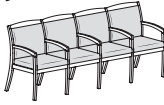
NOW!
Need it.
 JSI Quickship

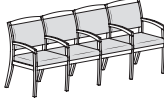
Description	Model	Specifications	List Price Per Grade																
Three Seat Tandem Guest Chair 	GT4993G · upholstered seat · upholstered plywood back panel with 1/2" high density polyurethane foam · pre-drilled to accept linking kit, see page 339 for kit	<table border="1"> <thead> <tr> <th>Dimensions</th> <th>D</th> <th>W</th> <th>H</th> </tr> </thead> <tbody> <tr> <td>Overall</td> <td>24 1/2</td> <td>64 1/8</td> <td>35 3/8</td> </tr> <tr> <td>Seat</td> <td>18 1/2</td> <td>20</td> <td>19</td> </tr> <tr> <td>Arm</td> <td></td> <td></td> <td>25 7/8</td> </tr> </tbody> </table>	Dimensions	D	W	H	Overall	24 1/2	64 1/8	35 3/8	Seat	18 1/2	20	19	Arm			25 7/8	COM \$2,145 A \$2,171 B \$2,219 COL/C \$2,304 D \$2,413 E \$2,523 F \$2,693 G \$2,875 H \$3,069 I \$3,373 J \$3,737 L1 \$2,911 L2 \$3,130
		Dimensions	D	W	H														
Overall	24 1/2	64 1/8	35 3/8																
Seat	18 1/2	20	19																
Arm			25 7/8																
<table border="1"> <thead> <tr> <th>Upholstery</th> <th colspan="3">Shipping</th> </tr> </thead> <tbody> <tr> <td>COM Ydg</td> <td>2 5/8</td> <td>Ctn Wt</td> <td>65</td> </tr> <tr> <td>COL Sq Ft</td> <td>48</td> <td>Cu Ft</td> <td>37</td> </tr> </tbody> </table>	Upholstery	Shipping			COM Ydg	2 5/8	Ctn Wt	65	COL Sq Ft	48	Cu Ft	37							
Upholstery	Shipping																		
COM Ydg	2 5/8	Ctn Wt	65																
COL Sq Ft	48	Cu Ft	37																


Description	Model	Specifications	List Price Per Grade																
Three Seat Tandem Guest Chair 	GT4993I · upholstered seat · vertical slat back · steam bent slats · pre-drilled to accept linking kit, see page 339 for kit	<table border="1"> <thead> <tr> <th>Dimensions</th> <th>D</th> <th>W</th> <th>H</th> </tr> </thead> <tbody> <tr> <td>Overall</td> <td>24 1/2</td> <td>64 1/8</td> <td>35 3/8</td> </tr> <tr> <td>Seat</td> <td>19</td> <td>20</td> <td>19</td> </tr> <tr> <td>Arm</td> <td></td> <td></td> <td>25 7/8</td> </tr> </tbody> </table>	Dimensions	D	W	H	Overall	24 1/2	64 1/8	35 3/8	Seat	19	20	19	Arm			25 7/8	COM \$2,248 A \$2,273 B \$2,321 COL/C \$2,406 D \$2,516 E \$2,625 F \$2,795 G \$2,978 H \$3,172 I \$3,476 J \$3,840 L1 \$3,014 L2 \$3,232
		Dimensions	D	W	H														
Overall	24 1/2	64 1/8	35 3/8																
Seat	19	20	19																
Arm			25 7/8																
<table border="1"> <thead> <tr> <th>Upholstery</th> <th colspan="3">Shipping</th> </tr> </thead> <tbody> <tr> <td>COM Ydg</td> <td>2 5/8</td> <td>Ctn Wt</td> <td>65</td> </tr> <tr> <td>COL Sq Ft</td> <td>48</td> <td>Cu Ft</td> <td>37</td> </tr> </tbody> </table>	Upholstery	Shipping			COM Ydg	2 5/8	Ctn Wt	65	COL Sq Ft	48	Cu Ft	37							
Upholstery	Shipping																		
COM Ydg	2 5/8	Ctn Wt	65																
COL Sq Ft	48	Cu Ft	37																

Description	Model	Specifications	List Price Per Grade																
Three Seat Tandem Guest Chair 	GT4993J · upholstered seat · upholstered vertical slat back · steam bent slats with 3/4" high density polyurethane foam · pre-drilled to accept linking kit, see page 339 for kit	<table border="1"> <thead> <tr> <th>Dimensions</th> <th>D</th> <th>W</th> <th>H</th> </tr> </thead> <tbody> <tr> <td>Overall</td> <td>24 1/2</td> <td>64 1/8</td> <td>35 3/8</td> </tr> <tr> <td>Seat</td> <td>18 1/4</td> <td>20</td> <td>19</td> </tr> <tr> <td>Arm</td> <td></td> <td></td> <td>25 7/8</td> </tr> </tbody> </table>	Dimensions	D	W	H	Overall	24 1/2	64 1/8	35 3/8	Seat	18 1/4	20	19	Arm			25 7/8	COM \$2,357 A \$2,400 B \$2,483 COL/C \$2,629 D \$2,816 E \$3,004 F \$3,295 G \$3,608 H \$3,941 I \$4,461 J \$5,087 L1 \$3,670 L2 \$4,045
		Dimensions	D	W	H														
Overall	24 1/2	64 1/8	35 3/8																
Seat	18 1/4	20	19																
Arm			25 7/8																
<table border="1"> <thead> <tr> <th>Upholstery</th> <th colspan="3">Shipping</th> </tr> </thead> <tbody> <tr> <td>COM Ydg</td> <td>4 1/2</td> <td>Ctn Wt</td> <td>68</td> </tr> <tr> <td>COL Sq Ft</td> <td>81</td> <td>Cu Ft</td> <td>37</td> </tr> </tbody> </table>	Upholstery	Shipping			COM Ydg	4 1/2	Ctn Wt	68	COL Sq Ft	81	Cu Ft	37							
Upholstery	Shipping																		
COM Ydg	4 1/2	Ctn Wt	68																
COL Sq Ft	81	Cu Ft	37																

GATSBY

Description	① Model	Specifications			List Price Per Grade	
		Dimensions	D	W		H
Four Seat Tandem Guest Chair 	GT4994D · upholstered seat · fully upholstered back · solid hardwood back frame with synthetic sheet webbing and ¾" high density polyurethane foam · pre-drilled to accept linking kit, see page 339 for kit	Overall	24 ½	85 ½	35 ¾	COM \$2,828
		Seat	18 ¼	20	19	A \$2,884
		Arm			25 ¾	B \$2,996
		Upholstery		Shipping		COL/C \$3,190
		COM Ydg	6	Ctn Wt	88	D \$3,440
		COL Sq Ft	108	Cu Ft	49	E \$3,690
						F \$4,078
						G \$4,495
						H \$4,939
						I \$5,633
						J \$6,467
						L1 \$4,578
						L2 \$5,078

Description	① Model	Specifications			List Price Per Grade	
		Dimensions	D	W		H
Four Seat Tandem Guest Chair 	GT4994E · upholstered seat · ¾ upholstered back · solid hardwood back frame with synthetic sheet webbing and ¾" high density polyurethane foam · pre-drilled to accept linking kit, see page 339 for kit	Overall	24 ½	85 ½	35 ¾	COM \$2,803
		Seat	18 ¼	20	19	A \$2,858
		Arm			25 ¾	B \$2,970
		Upholstery		Shipping		COL/C \$3,164
		COM Ydg	6	Ctn Wt	86	D \$3,414
		COL Sq Ft	108	Cu Ft	49	E \$3,665
						F \$4,053
						G \$4,469
						H \$4,914
						I \$5,608
						J \$6,441
						L1 \$4,553
						L2 \$5,053

Description	① Model	Specifications			List Price Per Grade	
		Dimensions	D	W		H
Four Seat Tandem Guest Chair 	GT4994F · upholstered seat · veneer plywood back panel · pre-drilled to accept linking kit, see page 339 for kit	Overall	24 ½	85 ½	35 ¾	COM \$2,505
		Seat	19	20	19	A \$2,538
		Arm			25 ¾	B \$2,603
		Upholstery		Shipping		COL/C \$2,716
		COM Ydg	3 ½	Ctn Wt	79	D \$2,862
		COL Sq Ft	63	Cu Ft	49	E \$3,008
						F \$3,235
						G \$3,478
						H \$3,737
						I \$4,141
						J \$4,628
						L1 \$3,526
						L2 \$3,817

To Order, Specify:

- ① Model Number
- ② Wood Species - Maple (M)
- ③ Wood Finish
- ④ Fabric Selection - vendor, pattern and color
- ⑤ Optional Black Anti-Microbial Polyurethane Arm Caps
 - A. Three Seat Tandem - add \$209 list
 - B. Four Seat Tandem - add \$261 list
- ⑥ Optional Rubber Cushion Nylon Glides - no upcharge

③ Wood Finish/Color Options:

- Maple**
- CAG Aged Ash Coordinate
 - ALM Ale Medium
 - AUB Auburn
 - BRL Barley
 - CBE Blonde Echo Coordinate
 - BBM Bourbon Medium
 - CBZ Brazilwood Coordinate
 - BRM Brighton Medium
 - BUT Butterscotch
 - CIN Cinnamon
 - CLA Classic
 - CCF Coffee Coordinate
 - CLL Collectors
 - CCR Cremello Coordinate
 - EAR Earthy
 - ESP Espresso
 - FLX Flax
 - CFL Florence Walnut Coordinate
 - CFO Fossil Coordinate
 - CGR Graphite Coordinate
 - HRV Harvest
 - CHL High Line Coordinate
 - CKC Khaki Coordinate
 - LGC Legacy
 - MCH Mocha
 - NTO Night Owl
 - COA Oatmeal Cook Coordinate
 - CPI Pinnacle Walnut Coordinate
 - PRL Praline
 - SAF Saffron
 - SIE Sienna
 - CST Studio Teak Coordinate
 - TOF Toffee
 - TRF Truffle
 - VEN Venetian
 - CVI Vintage Coordinate
 - CWH Walnut Heights Coordinate
 - CWE Weathered Ash Coordinate


- ④ See a selection of graded in fabric manufacturers and patterns on pages 20-28 Contact Customer Service for additional fabric options.


Specifications

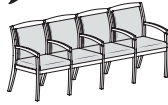
- Wood species - Maple.
- Mortise and tenon construction with corner blocks, glue and screws.
- Seat has ½" plywood with synthetic sheet webbing and 2 ½" high density polyurethane foam.
- Wall saver feature.
- Standard with rubber cushion metal glides.


When ordering Quickship products, place a "Q" in front of model number.
 Example: QGT4901D


NOW!
 Need it.
 JSI Quickship

Description	Model	Specifications	List Price Per Grade																																										
Four Seat Tandem Guest Chair 	GT4994G · upholstered seat · upholstered plywood back panel with 1/2" high density polyurethane foam · pre-drilled to accept linking kit, see page 339 for kit	<table border="1"> <thead> <tr> <th>Dimensions</th> <th>D</th> <th>W</th> <th>H</th> </tr> </thead> <tbody> <tr> <td>Overall</td> <td>24 1/2</td> <td>85 1/8</td> <td>35 3/8</td> </tr> <tr> <td>Seat</td> <td>18 1/2</td> <td>20</td> <td>19</td> </tr> <tr> <td>Arm</td> <td></td> <td></td> <td>25 7/8</td> </tr> </tbody> </table>	Dimensions	D	W	H	Overall	24 1/2	85 1/8	35 3/8	Seat	18 1/2	20	19	Arm			25 7/8	<table border="1"> <tbody> <tr><td>COM</td><td>\$2,755</td></tr> <tr><td>A</td><td>\$2,788</td></tr> <tr><td>B</td><td>\$2,853</td></tr> <tr><td>COL/C</td><td>\$2,966</td></tr> <tr><td>D</td><td>\$3,112</td></tr> <tr><td>E</td><td>\$3,258</td></tr> <tr><td>F</td><td>\$3,485</td></tr> <tr><td>G</td><td>\$3,728</td></tr> <tr><td>H</td><td>\$3,987</td></tr> <tr><td>I</td><td>\$4,391</td></tr> <tr><td>J</td><td>\$4,878</td></tr> <tr><td>L1</td><td>\$3,776</td></tr> <tr><td>L2</td><td>\$4,068</td></tr> </tbody> </table>	COM	\$2,755	A	\$2,788	B	\$2,853	COL/C	\$2,966	D	\$3,112	E	\$3,258	F	\$3,485	G	\$3,728	H	\$3,987	I	\$4,391	J	\$4,878	L1	\$3,776	L2	\$4,068
		Dimensions	D	W	H																																								
Overall	24 1/2	85 1/8	35 3/8																																										
Seat	18 1/2	20	19																																										
Arm			25 7/8																																										
COM	\$2,755																																												
A	\$2,788																																												
B	\$2,853																																												
COL/C	\$2,966																																												
D	\$3,112																																												
E	\$3,258																																												
F	\$3,485																																												
G	\$3,728																																												
H	\$3,987																																												
I	\$4,391																																												
J	\$4,878																																												
L1	\$3,776																																												
L2	\$4,068																																												
		<table border="1"> <thead> <tr> <th>Upholstery</th> <th colspan="2">Shipping</th> </tr> </thead> <tbody> <tr> <td>COM Ydg</td> <td>3 1/2</td> <td>Ctn Wt 85</td> </tr> <tr> <td>COL Sq Ft</td> <td>63</td> <td>Cu Ft 49</td> </tr> </tbody> </table>	Upholstery	Shipping		COM Ydg	3 1/2	Ctn Wt 85	COL Sq Ft	63	Cu Ft 49																																		
Upholstery	Shipping																																												
COM Ydg	3 1/2	Ctn Wt 85																																											
COL Sq Ft	63	Cu Ft 49																																											

Four Seat Tandem Guest Chair 	GT4994I · upholstered seat · vertical slat back · steam bent slats · pre-drilled to accept linking kit, see page 339 for kit	<table border="1"> <thead> <tr> <th>Dimensions</th> <th>D</th> <th>W</th> <th>H</th> </tr> </thead> <tbody> <tr> <td>Overall</td> <td>24 1/2</td> <td>85 1/8</td> <td>35 3/8</td> </tr> <tr> <td>Seat</td> <td>19</td> <td>20</td> <td>19</td> </tr> <tr> <td>Arm</td> <td></td> <td></td> <td>25 7/8</td> </tr> </tbody> </table>	Dimensions	D	W	H	Overall	24 1/2	85 1/8	35 3/8	Seat	19	20	19	Arm			25 7/8	<table border="1"> <tbody> <tr><td>COM</td><td>\$2,869</td></tr> <tr><td>A</td><td>\$2,902</td></tr> <tr><td>B</td><td>\$2,967</td></tr> <tr><td>COL/C</td><td>\$3,080</td></tr> <tr><td>D</td><td>\$3,226</td></tr> <tr><td>E</td><td>\$3,372</td></tr> <tr><td>F</td><td>\$3,599</td></tr> <tr><td>G</td><td>\$3,842</td></tr> <tr><td>H</td><td>\$4,101</td></tr> <tr><td>I</td><td>\$4,505</td></tr> <tr><td>J</td><td>\$4,992</td></tr> <tr><td>L1</td><td>\$3,890</td></tr> <tr><td>L2</td><td>\$4,181</td></tr> </tbody> </table>	COM	\$2,869	A	\$2,902	B	\$2,967	COL/C	\$3,080	D	\$3,226	E	\$3,372	F	\$3,599	G	\$3,842	H	\$4,101	I	\$4,505	J	\$4,992	L1	\$3,890	L2	\$4,181
		Dimensions	D	W	H																																								
Overall	24 1/2	85 1/8	35 3/8																																										
Seat	19	20	19																																										
Arm			25 7/8																																										
COM	\$2,869																																												
A	\$2,902																																												
B	\$2,967																																												
COL/C	\$3,080																																												
D	\$3,226																																												
E	\$3,372																																												
F	\$3,599																																												
G	\$3,842																																												
H	\$4,101																																												
I	\$4,505																																												
J	\$4,992																																												
L1	\$3,890																																												
L2	\$4,181																																												
		<table border="1"> <thead> <tr> <th>Upholstery</th> <th colspan="2">Shipping</th> </tr> </thead> <tbody> <tr> <td>COM Ydg</td> <td>3 1/2</td> <td>Ctn Wt 85</td> </tr> <tr> <td>COL Sq Ft</td> <td>63</td> <td>Cu Ft 49</td> </tr> </tbody> </table>	Upholstery	Shipping		COM Ydg	3 1/2	Ctn Wt 85	COL Sq Ft	63	Cu Ft 49																																		
Upholstery	Shipping																																												
COM Ydg	3 1/2	Ctn Wt 85																																											
COL Sq Ft	63	Cu Ft 49																																											

Four Seat Tandem Guest Chair 	GT4994J · upholstered seat · upholstered vertical slat back · steam bent slats with 3/4" high density polyurethane foam · pre-drilled to accept linking kit, see page 339 for kit	<table border="1"> <thead> <tr> <th>Dimensions</th> <th>D</th> <th>W</th> <th>H</th> </tr> </thead> <tbody> <tr> <td>Overall</td> <td>24 1/2</td> <td>85 1/8</td> <td>35 3/8</td> </tr> <tr> <td>Seat</td> <td>18 1/4</td> <td>20</td> <td>19</td> </tr> <tr> <td>Arm</td> <td></td> <td></td> <td>25 7/8</td> </tr> </tbody> </table>	Dimensions	D	W	H	Overall	24 1/2	85 1/8	35 3/8	Seat	18 1/4	20	19	Arm			25 7/8	<table border="1"> <tbody> <tr><td>COM</td><td>\$3,048</td></tr> <tr><td>A</td><td>\$3,104</td></tr> <tr><td>B</td><td>\$3,216</td></tr> <tr><td>COL/C</td><td>\$3,410</td></tr> <tr><td>D</td><td>\$3,660</td></tr> <tr><td>E</td><td>\$3,910</td></tr> <tr><td>F</td><td>\$4,299</td></tr> <tr><td>G</td><td>\$4,715</td></tr> <tr><td>H</td><td>\$5,159</td></tr> <tr><td>I</td><td>\$5,854</td></tr> <tr><td>J</td><td>\$6,687</td></tr> <tr><td>L1</td><td>\$4,799</td></tr> <tr><td>L2</td><td>\$5,299</td></tr> </tbody> </table>	COM	\$3,048	A	\$3,104	B	\$3,216	COL/C	\$3,410	D	\$3,660	E	\$3,910	F	\$4,299	G	\$4,715	H	\$5,159	I	\$5,854	J	\$6,687	L1	\$4,799	L2	\$5,299
		Dimensions	D	W	H																																								
Overall	24 1/2	85 1/8	35 3/8																																										
Seat	18 1/4	20	19																																										
Arm			25 7/8																																										
COM	\$3,048																																												
A	\$3,104																																												
B	\$3,216																																												
COL/C	\$3,410																																												
D	\$3,660																																												
E	\$3,910																																												
F	\$4,299																																												
G	\$4,715																																												
H	\$5,159																																												
I	\$5,854																																												
J	\$6,687																																												
L1	\$4,799																																												
L2	\$5,299																																												
		<table border="1"> <thead> <tr> <th>Upholstery</th> <th colspan="2">Shipping</th> </tr> </thead> <tbody> <tr> <td>COM Ydg</td> <td>6</td> <td>Ctn Wt 88</td> </tr> <tr> <td>COL Sq Ft</td> <td>108</td> <td>Cu Ft 49</td> </tr> </tbody> </table>	Upholstery	Shipping		COM Ydg	6	Ctn Wt 88	COL Sq Ft	108	Cu Ft 49																																		
Upholstery	Shipping																																												
COM Ydg	6	Ctn Wt 88																																											
COL Sq Ft	108	Cu Ft 49																																											

Description	1 Model	Specifications				List Price Per Grade	
		Dimensions	D	W	H	COM	
30" Bariatric Guest Chair 	GT4951D • upholstered seat • fully upholstered back • solid hardwood back frame with synthetic sheet webbing and 3/4" high density polyurethane foam • pre-drilled to accept linking kit, see page 339 for kit • meets BIFMA x5.11 large occupant standard (253-400 lb individual)	Overall	24 1/2	32 1/8	35 3/8	COM	\$1,676
		Seat	18 1/4	30	19	A	\$1,700
		Arm			25 7/8	B	\$1,745
		Upholstery		Shipping		COL/C	\$1,827
		COM Ydg	2 1/2	Ctn Wt	46	D	\$1,931
		COL Sq Ft	45	Cu Ft	19	E	\$2,036
						F	\$2,197
						G	\$2,371
						H	\$2,556
						I	\$2,845
						J	\$3,192
						L1	\$2,406
						L2	\$2,614

Description	1 Model	Specifications				List Price Per Grade	
		Dimensions	D	W	H	COM	
30" Bariatric Guest Chair 	GT4951E • upholstered seat • 3/4 upholstered back • solid hardwood back frame with synthetic sheet webbing and 3/4" high density polyurethane foam • pre-drilled to accept linking kit, see page 339 for kit • meets BIFMA x5.11 large occupant standard (253-400 lb individual)	Overall	24 1/2	32 1/8	35 3/8	COM	\$1,642
		Seat	18 1/4	30	19	A	\$1,666
		Arm			25 7/8	B	\$1,712
		Upholstery		Shipping		COL/C	\$1,793
		COM Ydg	2 1/2	Ctn Wt	45	D	\$1,897
		COL Sq Ft	45	Cu Ft	19	E	\$2,002
						F	\$2,163
						G	\$2,337
						H	\$2,522
						I	\$2,811
						J	\$3,158
						L1	\$2,372
						L2	\$2,580

To Order, Specify:

- 1 Model Number
- 2 Wood Species - Maple (M)
- 3 Wood Finish
- 4 Fabric Selection - vendor, pattern and color
- 5 Optional Black Anti-Microbial Polyurethane Arm Caps
 - A. Single Seat - add \$106 list
 - B. Four Seat Tandem - add \$158 list
- 6 Optional Rubber Cushion Nylon Glides - no upcharge

3 Wood Finish/Color Options:

Maple		CGR Graphite Coordinate
CAG Aged Ash Coordinate	HRV Harvest	CHL High Line Coordinate
ALM Ale Medium	CKC Khaki Coordinate	LGC Legacy
AUB Auburn	MCH Mocha	NTO Night Owl
BRL Barley	COA Oatmeal Cook Coordinate	CPI Pinnacle Walnut Coordinate
CBE Blonde Echo Coordinate	PRL Praline	SAF Saffron
BBM Bourbon Medium	SIE Sienna	CST Studio Teak Coordinate
CBZ Brazilwood Coordinate	TOF Toffee	TRF Truffle
BRM Brighton Medium	VEN Venetian	CVI Vintage Coordinate
BUT Butterscotch	CWH Walnut Heights Coordinate	CWE Weathered Ash Coordinate
CIN Cinnamon		
CLA Classic		
CCF Coffee Coordinate		
CLL Collectors		
CCR Cremello Coordinate		
EAR Earthy		
ESP Espresso		
FLX Flax		
CFL Florence Walnut Coordinate		
CFO Fossil Coordinate		


- 4 See a selection of graded in fabric manufacturers and patterns on pages 20-28 Contact Customer Service for additional fabric options.


Specifications

- Wood species - Maple.
- Mortise and tenon construction with corner blocks, glue and screws.
- Seat has 1/2" plywood with synthetic sheet webbing and 2 1/2" high density polyurethane foam.
- Wall saver feature.
- Standard with rubber cushion metal glides.

When ordering Quickship products, place a "Q" in front of model number.
 Example: QGT4901D



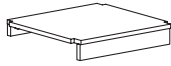
Description	Model	Specifications	List Price Per Grade																																										
41" Bariatric Guest Chair 	GT4952D <ul style="list-style-type: none"> · upholstered seat · fully upholstered back · solid hardwood back frame with synthetic sheet webbing and 3/4" high density polyurethane foam · pre-drilled to accept linking kit, see page 339 for kit · meets BIFMA x5.11 large occupant standard (253-400 lb individual) 	<table border="1"> <thead> <tr> <th>Dimensions</th> <th>D</th> <th>W</th> <th>H</th> </tr> </thead> <tbody> <tr> <td>Overall</td> <td>24 1/2</td> <td>43 1/8</td> <td>35 3/8</td> </tr> <tr> <td>Seat</td> <td>18 1/4</td> <td>41</td> <td>19</td> </tr> <tr> <td>Arm</td> <td></td> <td></td> <td>25 7/8</td> </tr> </tbody> </table>	Dimensions	D	W	H	Overall	24 1/2	43 1/8	35 3/8	Seat	18 1/4	41	19	Arm			25 7/8	<table border="1"> <tbody> <tr> <td>COM</td> <td>\$1,835</td> </tr> <tr> <td>A</td> <td>\$1,859</td> </tr> <tr> <td>B</td> <td>\$1,905</td> </tr> <tr> <td>COL/C</td> <td>\$1,986</td> </tr> <tr> <td>D</td> <td>\$2,090</td> </tr> <tr> <td>E</td> <td>\$2,195</td> </tr> <tr> <td>F</td> <td>\$2,356</td> </tr> <tr> <td>G</td> <td>\$2,530</td> </tr> <tr> <td>H</td> <td>\$2,715</td> </tr> <tr> <td>I</td> <td>\$3,004</td> </tr> <tr> <td>J</td> <td>\$3,351</td> </tr> <tr> <td>L1</td> <td>\$2,565</td> </tr> <tr> <td>L2</td> <td>\$2,773</td> </tr> </tbody> </table>	COM	\$1,835	A	\$1,859	B	\$1,905	COL/C	\$1,986	D	\$2,090	E	\$2,195	F	\$2,356	G	\$2,530	H	\$2,715	I	\$3,004	J	\$3,351	L1	\$2,565	L2	\$2,773
		Dimensions	D	W	H																																								
Overall	24 1/2	43 1/8	35 3/8																																										
Seat	18 1/4	41	19																																										
Arm			25 7/8																																										
COM	\$1,835																																												
A	\$1,859																																												
B	\$1,905																																												
COL/C	\$1,986																																												
D	\$2,090																																												
E	\$2,195																																												
F	\$2,356																																												
G	\$2,530																																												
H	\$2,715																																												
I	\$3,004																																												
J	\$3,351																																												
L1	\$2,565																																												
L2	\$2,773																																												
		<table border="1"> <thead> <tr> <th>Upholstery</th> <th colspan="3">Shipping</th> </tr> </thead> <tbody> <tr> <td>COM Ydg</td> <td>2 1/2</td> <td>Ctn Wt</td> <td>56</td> </tr> <tr> <td>COL Sq Ft</td> <td>45</td> <td>Cu Ft</td> <td>25</td> </tr> </tbody> </table>	Upholstery	Shipping			COM Ydg	2 1/2	Ctn Wt	56	COL Sq Ft	45	Cu Ft	25																															
Upholstery	Shipping																																												
COM Ydg	2 1/2	Ctn Wt	56																																										
COL Sq Ft	45	Cu Ft	25																																										

41" Bariatric Guest Chair 	GT4952E <ul style="list-style-type: none"> · upholstered seat · 3/4 upholstered back · solid hardwood back frame with synthetic sheet webbing and 3/4" high density polyurethane foam · pre-drilled to accept linking kit, see page 339 for kit · meets BIFMA x5.11 large occupant standard (253-400 lb individual) 	<table border="1"> <thead> <tr> <th>Dimensions</th> <th>D</th> <th>W</th> <th>H</th> </tr> </thead> <tbody> <tr> <td>Overall</td> <td>24 1/2</td> <td>43 1/8</td> <td>35 3/8</td> </tr> <tr> <td>Seat</td> <td>18 1/4</td> <td>41</td> <td>19</td> </tr> <tr> <td>Arm</td> <td></td> <td></td> <td>25 7/8</td> </tr> </tbody> </table>	Dimensions	D	W	H	Overall	24 1/2	43 1/8	35 3/8	Seat	18 1/4	41	19	Arm			25 7/8	<table border="1"> <tbody> <tr> <td>COM</td> <td>\$1,802</td> </tr> <tr> <td>A</td> <td>\$1,827</td> </tr> <tr> <td>B</td> <td>\$1,872</td> </tr> <tr> <td>COL/C</td> <td>\$1,953</td> </tr> <tr> <td>D</td> <td>\$2,058</td> </tr> <tr> <td>E</td> <td>\$2,162</td> </tr> <tr> <td>F</td> <td>\$2,324</td> </tr> <tr> <td>G</td> <td>\$2,498</td> </tr> <tr> <td>H</td> <td>\$2,682</td> </tr> <tr> <td>I</td> <td>\$2,971</td> </tr> <tr> <td>J</td> <td>\$3,318</td> </tr> <tr> <td>L1</td> <td>\$2,532</td> </tr> <tr> <td>L2</td> <td>\$2,740</td> </tr> </tbody> </table>	COM	\$1,802	A	\$1,827	B	\$1,872	COL/C	\$1,953	D	\$2,058	E	\$2,162	F	\$2,324	G	\$2,498	H	\$2,682	I	\$2,971	J	\$3,318	L1	\$2,532	L2	\$2,740
		Dimensions	D	W	H																																								
Overall	24 1/2	43 1/8	35 3/8																																										
Seat	18 1/4	41	19																																										
Arm			25 7/8																																										
COM	\$1,802																																												
A	\$1,827																																												
B	\$1,872																																												
COL/C	\$1,953																																												
D	\$2,058																																												
E	\$2,162																																												
F	\$2,324																																												
G	\$2,498																																												
H	\$2,682																																												
I	\$2,971																																												
J	\$3,318																																												
L1	\$2,532																																												
L2	\$2,740																																												
		<table border="1"> <thead> <tr> <th>Upholstery</th> <th colspan="3">Shipping</th> </tr> </thead> <tbody> <tr> <td>COM Ydg</td> <td>2 1/2</td> <td>Ctn Wt</td> <td>55</td> </tr> <tr> <td>COL Sq Ft</td> <td>45</td> <td>Cu Ft</td> <td>25</td> </tr> </tbody> </table>	Upholstery	Shipping			COM Ydg	2 1/2	Ctn Wt	55	COL Sq Ft	45	Cu Ft	25																															
Upholstery	Shipping																																												
COM Ydg	2 1/2	Ctn Wt	55																																										
COL Sq Ft	45	Cu Ft	25																																										

GATSBY

Description	D	W	H	CTN WT	CU FT	① Model	List Price
20" Center Linking Table	20 3/8	21 1/8	3 5/8	19	2	GT2021LT	\$798

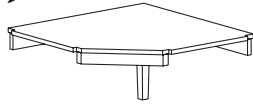
NOW!



- attaches between single, bariatric or tandem units
- linking hardware included
- no tools required for installation
- ships KD

Comer Linking Table	31	31	16 7/8	35	4	GT3131CT	\$976
---------------------	----	----	--------	----	---	----------	-------

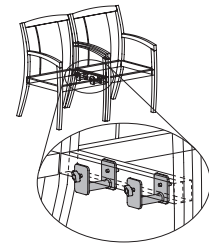
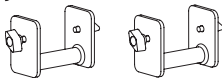
NOW!



- attaches between single, bariatric or tandem units
- linking hardware included
- no tools required for installation
- ships KD

Chair Linking Kit						GT49BRKT	\$134
-------------------	--	--	--	--	--	----------	-------

NOW!



- kit contains two brackets and four thumb screws
- no tools required
- one kit required for each two guest chairs, bariatric chairs or tandem models that are to be linked together
- three models linked together require two kits, four models linked together require three kits, etc.

To Order, Specify:

- ① Model Number
- ② Wood Species - Maple (M)
- ③ Wood Finish
- ④ Fabric Selection - vendor, pattern and color
- ⑤ Optional Black Anti-Microbial Polyurethane Arm Caps - add \$106 list
- ⑥ Optional Rubber Cushion Nylon Glides - no upcharge

③ Wood Finish/Color Options:

Maple			
CAG	Aged Ash Coordinate	CGR	Graphite Coordinate
ALM	Ale Medium	HRV	Harvest
AUB	Auburn	CHL	High Line Coordinate
BRL	Barley	CKC	Khaki Coordinate
CBE	Blonde Echo Coordinate	LGC	Legacy
BBM	Bourbon Medium	MCH	Mocha
CBZ	Brazilwood Coordinate	NTO	Night Owl
BRM	Brighton Medium	COA	Oatmeal Cook Coordinate
BUT	Butterscotch	CPI	Pinnacle Walnut Coordinate
CIN	Cinnamon	PRL	Praline
CLA	Classic	SAF	Saffron
CCF	Coffee Coordinate	SIE	Sienna
CLL	Collectors	CST	Studio Teak Coordinate
CCR	Cremello Coordinate	TOF	Toffee
EAR	Earthy	TRF	Truffle
ESP	Espresso	VEN	Venetian
FLX	Flax	CVI	Vintage Coordinate
CFL	Florence Walnut Coordinate	CWH	Walnut Heights Coordinate
CFO	Fossil Coordinate	CWE	Weathered Ash Coordinate

- ④ See a selection of graded in fabric manufacturers and patterns on pages 20-28 Contact Customer Service for additional fabric options.

Specifications

- Wood species - Maple.
- Mortise and tenon construction with corner blocks, glue and screws.
- Seat has 1/2" plywood with synthetic sheet webbing and 2 1/2" high density polyurethane foam.
- Wall saver feature.
- Standard with rubber cushion metal glides.

When ordering Quickship products, place a "Q" in front of model number.
Example: QGT4901D

NOW!
Need it.
JSI Quickship

Hanover Order Check List:



Specify:

- 1. Model Number
- 2. Wood Species - Red Oak (RO) or Maple (M)
- 3. Wood Seat Finish/Color
- 4. Metal Frame Tier/Color:
 - A. Tier 1 - no upcharge
 - B. Tier 2 - add \$42 list
 - C. Tier 3 - add \$83 list
 - D. Tier 4 - add \$125 list
- 5. Fabric Selection - vendor, pattern and color
- 6. Optional Clear Leg Protectors - add \$22 list per chair for set of 4

Example:

105C (model #) | RO (wood species) | HEN (wood seat finish) | BRZ (metal frame) | MOMENTUM (fabric vendor) | VOX (pattern name) | MYSTIC (pattern color)

1. Model Number

2. Wood Species - Red Oak (RO) or Maple (M)

3. Wood Seat Finish/Color Options:

Red Oak

BRW Brownie	ECU Ecu
CAN Canyon	HEN Henna
CIT Citron	HNY Honey
DES Desert	NUT Nut Brown

Maple

CAG Aged Ash Coordinate	CGR Graphite Coordinate
ALM Ale Medium	HRV Harvest
AUB Auburn	CHL High Line Coordinate
BRL Barley	CKC Khaki Coordinate
CBE Blonde Echo Coordinate	LGC Legacy
BBM Bourbon Medium	MCH Mocha
CBZ Brazilwood Coordinate	NTO Night Owl
BRM Brighton Medium	COA Oatmeal Cookie Coordinate
BUT Butterscotch	CPI Pinnacle Walnut Coordinate
CIN Cinnamon	PRL Praline
CLA Classic	SAF Saffron
CCF Coffee Coordinate	SIE Sienna
CLL Collectors	CST Studio Teak Coordinate
CCR Cremello Coordinate	TOF Toffee
EAR Earthy	TRF Truffle
ESP Espresso	VEN Venetian
FLX Flax	CVI Vintage Coordinate
CFL Florence Walnut Coordinate	CWH Walnut Heights Coordinate
CFO Fossil Coordinate	CWE Weathered Ash Coordinate

Color - Add \$38 list per item

BKD Backdrop	GRV Greek Villa
BFX Black Fox	GLF Gulf Stream
BWH Bright White	HTB Heartthrob
CGP Cargo Pants	NET Network Gray
CHT Chatroom	NWH Nonchalant White
DSY Daisy	PAR Paradise
DRG Daring	QXP Quixotic Plum
DYN Dynamo	RBZ Relic Bronze
ENG Enigma	SND Sandbank
FRR French Roast	STM Storm
GBY Georgian Bay	TRC Tricorn Black

4. Metal Frame Color Options

Tier 1:

MBK Matte Black

Tier 2: add \$42 list

ASL Arctic Silver	BWH Bright White
PEW Pewter	SNK Soft Nickel

Tier 3: add \$83 list

CAR Carmine Red (RAL3002)	SPB Sapphire Blue (RAL4007)
LGR Leaf Green (RAL6002)	TBL Traffic Blue (RAL5017)
PPV Purple Violet (RAL4007)	ZYL Zinc Yellow (RAL1018)
SIG Signal Orange (RAL2010)	

Tier 4: add \$125 list

BRD Beige Red (RAL3012)	SGR Signal Green (RAL6032)
COP Copper Brown (RAL8004)	SGY Silk Grey (RAL7044)
HYL Honey Yellow (RAL1005)	SKY Sky Blue (RAL5015)
MTQ Mint Turquoise (RAL6033)	TQP Turquoise Pastel (RAL6034)
OGR Olive Green (RAL6003)	TRD Traffic Red (RAL3020)
ZQG Quartz Grey (RAL7039)	MHB Mahogany Brown (RAL8016)
SAL Salmon Orange (RAL2012)	

HANOVER

5. Fabric Selection - Please supply the following:

- Fabric vendor
- Pattern name
- Pattern color

[For a complete list of JSI Graded-In Fabric click here](#)

All COM orders must include the following:

- Vendor's name, pattern name and color
- Sample of the fabric attached to order
- Model numbers of items for fabric application
- Special application instructions (e.g., all stripes will be applied front to back unless specified otherwise)
- Customer and purchase order number

Ship prepaid COM

material to:

JSI

Attn: COM Department

201 East Martin Street

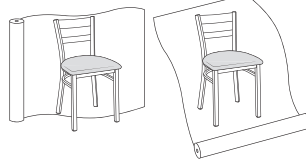
Receiving B, Dock 71

Orleans, IN 47452

Application of fabric:

Railroaded

Up the Roll



All COM orders will ship at standard lead time from receipt of COM except for orders requiring special custom matched finishes.

Description

1 Model

Specifications

List Price Per Grade

Barstool

105A Wood Seat
105C Uph. Seat



105A wood seat
105C uph. seat

Dimensions	D	W	H
Overall	18	18	30 1/2
Seat		14	30 1/2
Upholstery		Shipping	
COM Ydg	3/4	Ctn Wt	22
COL Sq Ft	9	Cu Ft	7

Wood Seat	\$349
COM	\$417
A	\$430
B	\$449
COL/C	\$481
D	\$520
E	\$560
F	\$622
G	\$688
H	\$760
I	\$872
J	\$1,005
L1	\$702
L2	\$774

Swivel Barstool

106A Wood Seat
106C Uph. Seat
· 360° swivel



106A wood seat
106C uph. seat

Dimensions	D	W	H
Overall	18	18	31 1/4
Seat		14	31 1/4
Upholstery		Shipping	
COM Ydg	3/4	Ctn Wt	22
COL Sq Ft	9	Cu Ft	7

Wood Seat	\$376
COM	\$440
A	\$457
B	\$474
COL/C	\$505
D	\$546
E	\$584
F	\$647
G	\$713
H	\$785
I	\$896
J	\$1,029
L1	\$727
L2	\$797

To Order, Specify:

- 1 Model Number
- 2 Wood Species - Red Oak (RO) or Maple (M)
- 3 Wood Seat Finish/Color
- 4 Metal Frame Color
- 5 Fabric Selection - vendor, pattern and color
- 6 Optional Clear Leg Protectors - add \$22 list per chair for set of 4

Specifications

- Wood species - Red Oak or Maple.
- 18 gauge metal frame.
- Steel ball bearing swivel plate on swivel models.
- Seat is upholstered with 1 1/2" high density polyurethane foam.
- Standard with 1 1/4" clear K-resin rocker glides.
- Legs 1 1/4" square tube.
- Stretcher rim and seat rim 3/4" steel tube.

3 Wood Finish/Color Options:

Red Oak

BRW	Brownie	ECU	Ecru
CAN	Canyon	HEN	Henna
CIT	Citron	HNY	Honey
DES	Desert	NUT	Nut Brown

Maple

CAG	Aged Ash Coordinate	CGR	Graphite Coordinate
ALM	Ale Medium	HRV	Harvest
AUB	Auburn	CHL	High Line Coordinate
BRL	Barley	CKC	Khaki Coordinate
CBE	Blonde Echo Coordinate	LGC	Legacy
BBM	Bourbon Medium	MCH	Mocha
CBZ	Brazilwood Coordinate	NTO	Night Owl
BRM	Brighton Medium	COA	Oatmeal Cook Coordinate
BUT	Butterscotch	CPI	Pinnacle Walnut Coordinate
CIN	Cinnamon	PRL	Praline
CLA	Classic	SAF	Saffron
CCF	Coffee Coordinate	SIE	Sienna
CLL	Collectors	CST	Studio Teak Coordinate
CCR	Cremello Coordinate	TOF	Toffee
EAR	Earthy	TRF	Truffle
ESP	Espresso	VEN	Venetian
FLX	Flax	CVI	Vintage Coordinate
CFL	Florence Walnut Coordinate	CWH	Walnut Heights Coordinate
CFO	Fossil Coordinate	CWE	Weathered Ash Coordinate

Color - Add \$38 list per item

BKD	Backdrop	GRV	Greek Villa
BFX	Black Fox	GLF	Gulf Stream
BWH	Bright White	HTB	Heartthrob
CGP	Cargo Pants	NET	Network Gray
CHT	Chatroom	NWH	Nonchalant White
DSY	Daisy	PAR	Paradise
DRG	Daring	QXP	Quixotic Plum
DYN	Dynamo	RBZ	Relic Bronze
ENG	Enigma	SND	Sandbank
FRR	French Roast	STM	Storm
GBY	Georgian Bay	TRC	Tricorn Black

4 Metal Frame Tier/Color:

Tier 1:

MBK Matte Black

Tier 2: Add \$42 list

ASL	Arctic Silver
BWH	Bright White
PEW	Pewter
SNK	Soft Nickel

Tier 3: Add \$83 list

CAR	Carmine Red
LGR	Leaf Green
PPB	Purple Violet
SIG	Signal Orange
SPB	Sapphire Blue
TBL	Traffic Blue
ZYL	Zinc Yellow

Tier 4: Add \$125 list

BRD	Beige Red	SGR	Signal Green
COP	Copper Brown	SGY	Silk Grey
HYL	Honey Yellow	TQP	Turquoise Pastel
MTQ	Mint Turquoise	TRD	Traffic Red
OGR	Olive Green	MHB	Mahogany Brown
QZG	Quartz Grey		
SAL	Salmon Orange		

- 5 See a selection of graded in fabric manufacturers and patterns on pages 20-28 Contact Customer Service for additional fabric options.

This page left intentionally blank

Harbor Order Check List:



Specify:

- 1. Model Number
- 2. Wood Species - Maple (M)
- 3. Wood Base/Arm Detail Finish
- 4. Fabric Selection - vendor, pattern and color
- 5. Base Selection - wood base standard; specify wood finish
 - A. Black Polyurethane Base - no upcharge
 - B. Black Jury Base - add \$186 list
- 6. Optional Plastic Bumper Guard - add \$21 list

Example:

HB2905 (model #)	M (wood species)	AUB (finish) wood base/arm detail	MOMENTUM (fabric vendor)	VOX (pattern name)	MYSTIC (pattern color)
----------------------------	----------------------------	--	------------------------------------	------------------------------	----------------------------------

1. Model Number

When specifying contrasting upholstery, indicate clearly which upholstery is to be applied to the seat, back and arms. Use higher grade pricing.

2. Wood Species - Maple (M)

- Indicate direction of fabric - Railroaded or Up the Roll
- Please provide illustration, if available

3. Wood Base/Arm Detail Finish Options:

CAG Aged Ash Coordinate	CFO Fossil Coordinate
CAL Ale Light Coordinate	CGR Graphite Coordinate
ALM Ale Medium	HRV Harvest
AUB Auburn	CHL High Line Coordinate
BRL Barley	CKC Khaki Coordinate
CBE Blonde Echo Coordinate	LGC Legacy
CBO Bourbon Light Coordinate	MCH Mocha
BBM Bourbon Medium	NTO Night Owl
CBZ Brazilwood Coordinate	COA Oatmeal Cookie Coordinate
CBG Brighton Light Coordinate	CPI Pinnacle Walnut Coordinate
BRM Brighton Medium	PRL Praline
BUT Butterscotch	SAF Saffron
CIN Cinnamon	SIE Sienna
CLA Classic	CST Studio Teak Coordinate
CCF Coffee Coordinate	TOF Toffee
CLL Collectors	TRF Truffle
CCR Cremello Coordinate	VEN Venetian
EAR Earthy	CVI Vintage Coordinate
ESP Espresso	CWH Walnut Heights Coordinate
FLX Flax	CWE Weathered Ash Coordinate
CFL Florence Walnut Coordinate	

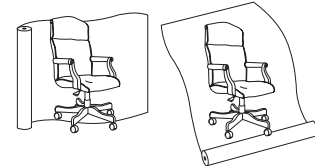
All COM orders must include the following:

- Vendor's name, pattern name and color
- Sample of the fabric attached to order
- Model numbers of items for fabric application
- Special application instructions (e.g., all stripes will be applied front to back unless specified otherwise)
- Customer and purchase order number

Ship prepaid COM material to:

JSI
Attn: COM Department
201 East Martin Street
Receiving B, Dock 71
Orleans, IN 47452

Application of fabric:
Railroaded Up the Roll



All COM orders will ship at standard lead time from receipt of COM except for orders requiring special custom matched finishes.

4. Fabric Selection - Please supply the following:

- Fabric vendor
- Pattern name
- Pattern color

[For a complete list of JSI Graded-In Fabric click here](#)





Pneumatic lift - NOT self-centering - Standard



Mechanical self-centering lift - MUST BE SPECIFIED

6. Optional Plastic Bumper Guard - add \$21 list

Description	1 Model	Specifications				List Price Per Grade	
Executive Swivel 	HB2905 · upholstered open arms · overall height range is 45 ½ - 50 ½ · seat height range is 19 - 24 · arm height range is 27 ½ - 32 ½ · jury base not available on JSI Quickship program	Dimensions	D	W	H	COM	\$1,694
		Overall	29	26 ½	50 ½	A	\$1,721
		Seat	19 ½	20 ¾	24	B	\$1,781
		Arm			32 ½	COL/C	\$1,883
		Upholstery	Shipping			D	\$2,011
		COM Ydg	2 ¾	Ctn Wt	50	E	\$2,140
		COL Sq Ft	50	Cu Ft	19	F	\$2,276
						G	\$2,472
						H	\$2,680
						I	\$3,004
				J	\$3,393		
				L1	\$2,511		
				L2	\$2,719		

Description	1 Model	Specifications				List Price Per Grade	
Management Swivel 	HB2900 · upholstered open arms · overall height range is 39 - 44 · seat height range is 19 - 24 · arm height range is 27 ½ - 32 ½ · jury base not available on JSI Quickship program	Dimensions	D	W	H	COM	\$1,606
		Overall	28 ½	26 ½	44	A	\$1,633
		Seat	19 ½	20 ¾	24	B	\$1,685
		Arm			32 ½	COL/C	\$1,777
		Upholstery	Shipping			D	\$1,895
		COM Ydg	2 ½	Ctn Wt	46	E	\$2,012
		COL Sq Ft	45	Cu Ft	14	F	\$2,137
						G	\$2,315
						H	\$2,502
						I	\$2,798
				J	\$3,153		
				L1	\$2,350		
				L2	\$2,540		

To Order, Specify:

- 1 Model Number
- 2 Wood Species - Maple (M)
- 3 Wood Base/Arm Detail Finish
- 4 Fabric Selection - vendor, pattern and color
- 5 Base Selection - wood base standard; specify wood finish
 - A. Black Polyurethane Base - no upcharge
 - B. Black Jury Base - add \$186 list (self-centering manual available - specify when ordering)
- 6 Optional Plastic Bumper Guard - add \$21 list

3 Wood Base/Arm Detail Finish Options:

- | | |
|--------------------------------|--------------------------------|
| CAG Aged Ash Coordinate | CFO Fossil Coordinate |
| CAL Ale Light Coordinate | CGR Graphite Coordinate |
| ALM Ale Medium | HRV Harvest |
| AUB Auburn | CHL High Line Coordinate |
| BRL Barley | CKC Khaki Coordinate |
| CBE Blonde Echo Coordinate | LGC Legacy |
| CBO Bourbon Light Coordinate | MCH Mocha |
| BBM Bourbon Medium | NTO Night Owl |
| CBZ Brazilwood Coordinate | COA Oatmeal Cookie Coordinate |
| CBG Brighton Light Coordinate | CPI Pinnacle Walnut Coordinate |
| BRM Brighton Medium | PRL Praline |
| BUT Butterscotch | SAF Saffron |
| CIN Cinnamon | SIE Sienna |
| CLA Classic | CST Studio Teak Coordinate |
| CCF Coffee Coordinate | TOF Toffee |
| CLL Collectors | TRF Truffle |
| CCR Cremello Coordinate | VEN Venetian |
| EAR Earthy | CVI Vintage Coordinate |
| ESP Espresso | CWH Walnut Heights Coordinate |
| FLX Flax | CWE Weathered Ash Coordinate |
| CFL Florence Walnut Coordinate | |

Specifications

- Wood species - Maple.
- Seat and back are 3" high density polyurethane foam.
- Swivel models revolve, adjusts for height and tension, have swivel tilt, a pneumatic lift with wood base and black dual wheel casters.
- Arms have ½" polyurethane foam.
- Frame construction consist of one piece molded plywood shell.

- 4 See a selection of graded in fabric manufacturers and patterns on pages 20-28. Contact Customer Service for additional fabric options.

Harbor Order Check List:



Specify:

- 1. Model Number
- 2. Wood Species - Maple (M)
- 3. Wood Finish
- 4. Fabric Selection - vendor, pattern and color
- 5. Optional Casters - add \$107 list; specify color
- 6. Optional Rubber Cushion Nylon Glides - no upcharge

Example:

HB2901 | **M** | **AUB** | **MOMENTUM** | **VOX** | **MYSTIC**
 (model #) | (wood species) | (finish) | (fabric vendor) | (pattern name) | (pattern color)

1. Model Number

When specifying contrasting upholstery, indicate clearly which upholstery is to be applied to the seat, back and arms. Use higher grade pricing.

2. Wood Species - Maple (M)

- Indicate direction of fabric - Railroaded or Up the Roll
- Please provide illustration, if available

3. Wood Finish Options:

All COM orders must include the following:

CAG Aged Ash Coordinate	CFO Fossil Coordinate
CAL Ale Light Coordinate	CGR Graphite Coordinate
ALM Ale Medium	HRV Harvest
AUB Auburn	CHL High Line Coordinate
BRL Barley	CKC Khaki Coordinate
CBE Blonde Echo Coordinate	LGC Legacy
CBO Bourbon Light Coordinate	MCH Mocha
BBM Bourbon Medium	NTO Night Owl
CBZ Brazilwood Coordinate	COA Oatmeal Cookie Coordinate
CBG Brighton Light Coordinate	CPI Pinnacle Walnut Coordinate
BRM Brighton Medium	PRL Praline
BUT Butterscotch	SAF Saffron
CIN Cinnamon	SIE Sienna
CLA Classic	CST Studio Teak Coordinate
CCF Coffee Coordinate	TOF Toffee
CLL Collectors	TRF Truffle
CCR Cremello Coordinate	VEN Venetian
EAR Earthy	CVI Vintage Coordinate
ESP Espresso	CWH Walnut Heights Coordinate
FLX Flax	CWE Weathered Ash Coordinate
CFL Florence Walnut Coordinate	

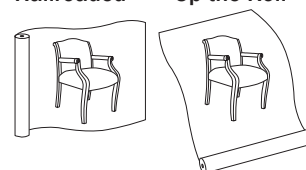
- Vendor's name, pattern name and color
- Sample of the fabric attached to order
- Model numbers of items for fabric application
- Special application instructions (e.g., all stripes will be applied front to back unless specified otherwise)
- Customer and purchase order number

Ship prepaid COM

Application of fabric:

material to:
 JSI
 Attn: COM Department
 201 East Martin Street
 Receiving B, Dock 71
 Orleans, IN 47452

Railroaded **Up the Roll**



All COM orders will ship at standard lead time from receipt of COM except for orders requiring special custom matched finishes.

4. Fabric Selection - Please supply the following:


Fabric vendor
 Pattern name
 Pattern color

5. Optional Casters - add \$107 list; specify color.

- Color:**
- Black
 - Antique Brass

6. Optional Rubber Cushion Nylon Glides - no upcharge

[For a complete list of JSI Graded-In Fabric click here](#)

Description	1 Model	Specifications				List Price Per Grade	
		Dimensions	D	W	H	COM	
Guest Chair 	HB2901	Overall	26	24 3/4	34	A	\$1,226
		Seat	18 1/2	20	19	B	\$1,266
		Arm			26 1/2	COL/C	\$1,341
		Upholstery		Shipping		D	\$1,435
		COM Ydg	2	Ctn Wt	40	E	\$1,529
		COL Sq Ft	36	Cu Ft	16	F	\$1,629
						G	\$1,770
						H	\$1,921
						I	\$2,159
						J	\$2,441
						L1	\$1,799
						L2	\$1,950

To Order, Specify:

- 1 Model Number
- 2 Wood Species - Maple (M)
- 3 Wood Finish
- 4 Fabric Selection - vendor, pattern and color
- 5 Optional Casters - add \$107 list; specify color
- 6 Optional Rubber Cushion Nylon Glides - no upcharge

3 Wood Finish/Color Options:

Maple		
CAG Aged Ash Coordinate	CFO Fossil Coordinate	
CAL Ale Light Coordinate	CGR Graphite Coordinate	
ALM Ale Medium	HRV Harvest	
AUB Auburn	CHL High Line Coordinate	
BRL Barley	CXC Khaki Coordinate	
CBE Blonde Echo Coordinate	LGC Legacy	
CBO Bourbon Light Coordinate	MCH Mocha	
BBM Bourbon Medium	NTO Night Owl	
CBZ Brazilwood Coordinate	COA Oatmeal Cookie Coordinate	
CBG Brighton Light Coordinate	CPI Pinnacle Walnut Coordinate	
BRM Brighton Medium	PRL Praline	
BUT Butterscotch	SAF Saffron	
CIN Cinnamon	SIE Sienna	
CLA Classic	CST Studio Teak Coordinate	
CCF Coffee Coordinate	TOF Toffee	
CLL Collectors	TRF Truffle	
CCR Cremello Coordinate	VEN Venetian	
EAR Earthy	CVI Vintage Coordinate	
ESP Espresso	CWH Walnut Heights Coordinate	
FLX Flax	CWE Weathered Ash Coordinate	
CFL Florence Walnut Coordinate		

- 4 See a selection of graded in fabric manufacturers and patterns on pages 20-28 Contact Customer Service for additional fabric options.

Specifications

- Wood species - Maple.
- Seat has synthetic sheet webbing and 2" polyurethane foam.
- Back has polypropylene webbing and 3 1/2" polyurethane foam.
- Spiral grooved hardwood dowels with corner blocks, glue and screws.
- Standard with rubber cushion metal glides.

Harbor Lounge Order Check List:



Specify:

- 1. Model Number
- 2. Wood Species - Maple (M)
- 3. Wood Finish
- 4. Fabric Selection - vendor, pattern and color
- 5. Optional Rubber Cushion Nylon Glides - no upcharge

Example:

HD2911 | M | AUB | MOMENTUM | VOX | MYSTIC
 (model #) | (wood species) | (finish) | (fabric vendor) | (pattern name) | (pattern color)

1. Model Number

2. Wood Species - Maple (M)

3. Wood Finish Options:

CAG Aged Ash Coordinate	CFO Fossil Coordinate
CAL Ale Light Coordinate	CGR Graphite Coordinate
ALM Ale Medium	HRV Harvest
AUB Auburn	CHL High Line Coordinate
BRL Barley	CKC Khaki Coordinate
CBE Blonde Echo Coordinate	LGC Legacy
CBO Bourbon Light Coordinate	MCH Mocha
BBM Bourbon Medium	NTO Night Owl
CBZ Brazilwood Coordinate	COA Oatmeal Cookie Coordinate
CBG Brighton Light Coordinate	CPI Pinnacle Walnut Coordinate
BRM Brighton Medium	PRL Praline
BUT Butterscotch	SAF Saffron
CIN Cinnamon	SIE Sienna
CLA Classic	CST Studio Teak Coordinate
CCF Coffee Coordinate	TOF Toffee
CLL Collectors	TRF Truffle
CCR Cremello Coordinate	VEN Venetian
EAR Earthy	CVI Vintage Coordinate
ESP Espresso	CWH Walnut Heights Coordinate
FLX Flax	CWE Weathered Ash Coordinate
CFL Florence Walnut Coordinate	

When specifying contrasting upholstery, indicate clearly which upholstery is to be applied to the seat, back and arms. Use higher grade pricing.

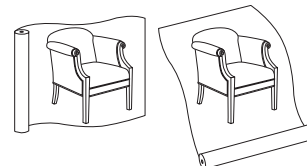
- Indicate direction of fabric - Railroaded or Up the Roll
- Please provide illustration, if available

All COM orders must include the following:

- Vendor's name, pattern name and color
- Sample of the fabric attached to order
- Model numbers of items for fabric application
- Special application instructions (e.g., all stripes will be applied front to back unless specified otherwise)
- Customer and purchase order number

Ship prepaid COM material to:
 JSI
 Attn: COM Department
 201 East Martin Street
 Receiving B, Dock 71
 Orleans, IN 47452

Application of fabric:
 Railroaded Up the Roll




All COM orders will ship at standard lead time from receipt of COM except for orders requiring special custom matched finishes.


5. Optional Rubber Cushion Nylon Glides - no upcharge


4. Fabric Selection - Please supply the following:

- Fabric vendor
- Pattern name
- Pattern color

[For a complete list of JSI Graded-In Fabric click here](#)

Description	① Model	Specifications				List Price Per Grade	
	HB2911	Dimensions	D	W	H	COM	\$1,918
		Overall	30 1/2	28 1/2	34 1/2	A	\$1,983
		Seat	19 1/4	18 1/2	17 1/2	B	\$2,108
		Arm			29	COL/C	\$2,328
		Upholstery	Shipping			D	\$2,611
		COM Ydg	6	Ctn Wt	70	E	\$2,894
		COL Sq Ft	120	Cu Ft	31	F	\$3,193
						G	\$3,617
						H	\$4,070
						I	\$4,778
				J	\$5,627		
				L1	\$3,929		
				L2	\$4,440		

Description	① Model	Specifications				List Price Per Grade	
	HB2912	Dimensions	D	W	H	COM	\$2,464
		Overall	30 1/2	52 1/2	34 1/2	A	\$2,554
		Seat	19 1/4	42 1/2	17 1/2	B	\$2,732
		Arm			29	COL/C	\$3,042
		Upholstery	Shipping			D	\$3,444
		COM Ydg	8 1/2	Ctn Wt	95	E	\$3,845
		COL Sq Ft	170	Cu Ft	51	F	\$4,270
						G	\$4,871
						H	\$5,511
						I	\$6,512
				J	\$7,717		
				L1	\$5,310		
				L2	\$6,031		

Description	① Model	Specifications				List Price Per Grade	
	HB2913	Dimensions	D	W	H	COM	\$3,142
		Overall	30 1/2	76 1/2	34 1/2	A	\$3,258
		Seat	19 1/4	66 1/2	17 1/2	B	\$3,489
		Arm			29	COL/C	\$3,893
		Upholstery	Shipping			D	\$4,411
		COM Ydg	11	Ctn Wt	125	E	\$4,932
		COL Sq Ft	220	Cu Ft	74	F	\$5,479
						G	\$6,256
						H	\$7,086
						I	\$8,384
				J	\$9,941		
				L1	\$6,827		
				L2	\$7,760		

To Order, Specify:

- ① Model Number
- ② Wood Species - Maple (M)
- ③ Wood Finish
- ④ Fabric Selection - vendor, pattern and color
- ⑤ Optional Rubber Cushion Nylon Glides - no upcharge

③ Wood Finish/Color Options:

- Maple**
- | | |
|--------------------------------|--------------------------------|
| CAG Aged Ash Coordinate | CFO Fossil Coordinate |
| CAL Ale Light Coordinate | CGR Graphite Coordinate |
| ALM Ale Medium | HRV Harvest |
| AUB Auburn | CHL High Line Coordinate |
| BRL Barley | CKC Khaki Coordinate |
| CBE Blonde Echo Coordinate | LGC Legacy |
| CBO Bourbon Light Coordinate | MCH Mocha |
| BBM Bourbon Medium | NTO Night Owl |
| CBZ Brazilwood Coordinate | COA Oatmeal Cookie Coordinate |
| CBG Brighton Light Coordinate | CPI Pinnacle Walnut Coordinate |
| BRM Brighton Medium | PRL Praline |
| BUT Butterscotch | SAF Saffron |
| CIN Cinnamon | SIE Sienna |
| CLA Classic | CST Studio Teak Coordinate |
| CCF Coffee Coordinate | TOF Toffee |
| CLL Collectors | TRF Truffle |
| CCR Cremello Coordinate | VEN Venetian |
| EAR Earthy | CVI Vintage Coordinate |
| ESP Espresso | CWH Walnut Heights Coordinate |
| FLX Flax | CWE Weathered Ash Coordinate |
| CFL Florence Walnut Coordinate | |

- ④ See a selection of graded in fabric manufacturers and patterns on pages 20-28 Contact Customer Service for additional fabric options.

Specifications

- Wood species - Maple.
- Seat has synthetic sheet webbing with cross strap reinforcement and 3 1/2" polyurethane high density foam.
- Back has synthetic sheet webbing and 3 1/2" polyurethane high density foam.
- Arms have 1/2" polyurethane foam.
- Spiral grooved hardwood dowels with corner blocks, glue and screws.
- Standard with rubber cushion metal glides.

Hedron Lounge Order Check List:



Specify:

- 1. Model Number
- 2. Wood Species - Maple (M) or 3D Laminate (B3L)
- 3. Wood Finish
- 4. Fabric Selection - vendor, pattern and color
- 5. Optional Tablet Arm - add \$604 list; indicate left (TBL) or right (TBR)
- 6. Optional Coordinating Wood Grain Laminate Surfaces - no upcharge
- 7. Optional Felt Glide Covers - no upcharge

Example:

HN5301W | M | AUB | MOMENTUM | VOX | MYSTIC
 (model #) | (wood species) | (finish) | (fabric vendor) | (pattern name) | (pattern color)

1. Model Number

2. Wood Species - Maple (M)

3. Wood Finish Options:

ALM	Ale Medium	FLX	Flax
AUB	Auburn	HRV	Harvest*
BRL	Barley	LGC	Legacy
BBM	Bourbon Medium	MCH	Mocha*
BRM	Brighton Medium	NTO	Night Owl*
BUT	Butterscotch	PRL	Praline*
CIN	Cinnamon	SAF	Saffron
CLA	Classic	SIE	Sienna*
CLL	Collectors*	TOF	Toffee
EAR	Earthy	TRF	Truffle*
ESP	Espresso	VEN	Venetian

4. Fabric Selection - Please supply the following:

- Fabric vendor
- Pattern name
- Pattern color

[For a complete list of JSI Graded-In Fabric click here](#)

When specifying contrasting upholstery, indicate clearly which upholstery is to be applied to the seat, back and arms. Use higher grade pricing.

- Indicate direction of fabric - Railroaded or Up the Roll
- Please provide illustration, if available

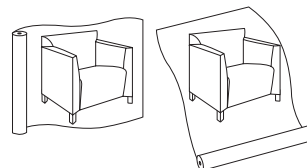
All COM orders must include the following:

- Vendor's name, pattern name and color
- Sample of the fabric attached to order
- Model numbers of items for fabric application
- Special application instructions (e.g., all stripes will be applied front to back unless specified otherwise)
- Customer and purchase order number

Ship prepaid COM material to:

JSI
 Attn: COM Department
 201 East Martin Street
 Receiving B, Dock 71
 Orleans, IN 47452

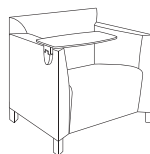
Application of fabric:
 Railroaded Up the Roll



All COM orders will ship at standard lead time from receipt of COM except for orders requiring special custom matched finishes.

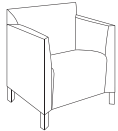
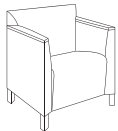

5. Tablet Arm -

Tablet arm designated right or left as seated in chair - add \$604 list




***6. Optional Coordinating Wood Grain Laminate Table Top - no upcharge; tables only. Finishes with an asterisk (*) have a coordinating laminate available.**

7. Optional Felt Glide Covers - no upcharge

Description	Model	Specifications				List Price Per Grade	
Single Seat 	HN5301U	Dimensions	D	W	H	COM	\$1,851
		Overall	26½	28	31	A	\$1,898
		Seat	20	20	18½	B	\$1,994
		Arm			26½	COL/C	\$2,162
		Upholstery		Shipping		D	\$2,378
		COM Ydg	4½	Ctn Wt	58	E	\$2,595
		COL Sq Ft	90	Cu Ft	30	F	\$2,823
						G	\$3,144
						H	\$3,489
						I	\$4,028
				J	\$4,674		
				L1	\$3,382		
				L2	\$3,770		
Single Seat with Wood Cap Arm 	HN5301W	Dimensions	D	W	H	COM	\$2,038
		Overall	26½	28	31	A	\$2,088
		Seat	20	20	18½	B	\$2,183
		Arm			26½	COL/C	\$2,352
		Upholstery		Shipping		D	\$2,565
		COM Ydg	4½	Ctn Wt	62	E	\$2,781
		COL Sq Ft	90	Cu Ft	30	F	\$3,009
						G	\$3,332
						H	\$3,676
						I	\$4,217
				J	\$4,861		
				L1	\$3,570		
				L2	\$3,958		
31" Single Seat 	HN5311U	Dimensions	D	W	H	COM	\$2,150
		Overall	26½	38	31	A	\$2,202
		Seat	20	30	18½	B	\$2,310
		Arm			26½	COL/C	\$2,497
		Upholstery		Shipping		D	\$2,736
		COM Ydg	5	Ctn Wt	69	E	\$2,976
		COL Sq Ft	115	Cu Ft	33	F	\$3,227
						G	\$3,586
						H	\$3,970
						I	\$4,570
				J	\$5,287		
				L1	\$4,137		
				L2	\$4,641		

To Order, Specify:

- 1 Model Number
- 2 Wood Species - Maple (M) or 3D Black Laminate (B3L)
- 3 Wood Finish
- 4 Fabric Selection - vendor, pattern and color
- 5 Optional Tablet Arm - add \$604 list; indicate left (TBL) or right (TBR)



Tilt and Stow
Tablet Arm Illustration
10"d x 16"w Surface
- 6 Optional Coordinating Wood Grain Laminate Surfaces - no upcharge. Finishes with an asterisk have a coordinating laminate available.
- 7 Optional Felt Glide Covers - no upcharge

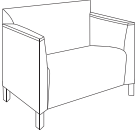
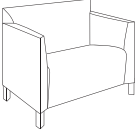
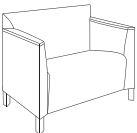
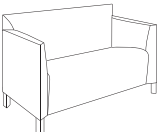
3 Wood Finish/Color Options:

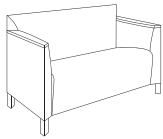
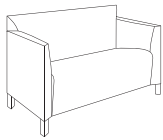
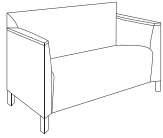
Maple		FLX	Flax
ALM	Ale Medium	HRV	Harvest*
AUB	Auburn	LGC	Legacy
BRL	Barley	MCH	Mocha*
BBM	Bourbon Medium	NTO	Night Owl*
BRM	Brighton Medium	PRL	Praline*
BUT	Butterscotch	SAF	Saffron
CIN	Cinnamon	SIE	Sienna*
CLA	Classic	TOF	Toffee
CLL	Collectors*	TRF	Truffle*
EAR	Earthy	VEN	Venetian
ESP	Espresso		

- 4 See a selection of graded in fabric manufacturers and patterns on pages 20-28 Contact Customer Service for additional fabric options.

Specifications


- Frame: Solid Birch plywood
- Standard scale leg is 5 ½" tall.
- Mortise and tenon construction with corner blocks, glue and screws.
- Anodized aluminum extruded leg.
- Seat has synthetic sheet webbing with cross strip webs, 3" polyurethane foam with Dacron® wrap.
- Back has synthetic sheet webbing, 2" polyurethane foam with Dacron® wrap.
- Arms have ¼" polyurethane foam.
- Wood caps are ¾" thick maple veneer.
- Linking bracket, see page 361.
- Standard with nylon glides.

Description	Model	Specifications	List Price Per Grade																																										
31" Single Seat with Wood Cap Arm 	HN5311W	<table border="1"> <thead> <tr> <th>Dimensions</th> <th>D</th> <th>W</th> <th>H</th> </tr> </thead> <tbody> <tr> <td>Overall</td> <td>26½</td> <td>38</td> <td>31</td> </tr> <tr> <td>Seat</td> <td>20</td> <td>30</td> <td>18½</td> </tr> <tr> <td>Arm</td> <td colspan="3">26½</td> </tr> </tbody> </table>	Dimensions	D	W	H	Overall	26½	38	31	Seat	20	30	18½	Arm	26½			<table border="1"> <tbody> <tr><td>COM</td><td>\$2,336</td></tr> <tr><td>A</td><td>\$2,389</td></tr> <tr><td>B</td><td>\$2,497</td></tr> <tr><td>COL/C</td><td>\$2,683</td></tr> <tr><td>D</td><td>\$2,922</td></tr> <tr><td>E</td><td>\$3,161</td></tr> <tr><td>F</td><td>\$3,414</td></tr> <tr><td>G</td><td>\$3,774</td></tr> <tr><td>H</td><td>\$4,156</td></tr> <tr><td>I</td><td>\$4,755</td></tr> <tr><td>J</td><td>\$5,472</td></tr> <tr><td>L1</td><td>\$4,325</td></tr> <tr><td>L2</td><td>\$4,827</td></tr> </tbody> </table>	COM	\$2,336	A	\$2,389	B	\$2,497	COL/C	\$2,683	D	\$2,922	E	\$3,161	F	\$3,414	G	\$3,774	H	\$4,156	I	\$4,755	J	\$5,472	L1	\$4,325	L2	\$4,827
		Dimensions	D	W	H																																								
Overall	26½	38	31																																										
Seat	20	30	18½																																										
Arm	26½																																												
COM	\$2,336																																												
A	\$2,389																																												
B	\$2,497																																												
COL/C	\$2,683																																												
D	\$2,922																																												
E	\$3,161																																												
F	\$3,414																																												
G	\$3,774																																												
H	\$4,156																																												
I	\$4,755																																												
J	\$5,472																																												
L1	\$4,325																																												
L2	\$4,827																																												
		<table border="1"> <thead> <tr> <th>Upholstery</th> <th colspan="3">Shipping</th> </tr> </thead> <tbody> <tr> <td>COM Ydg</td> <td>5</td> <td>Ctn Wt</td> <td>73</td> </tr> <tr> <td>COL Sq Ft</td> <td>115</td> <td>Cu Ft</td> <td>33</td> </tr> </tbody> </table>	Upholstery	Shipping			COM Ydg	5	Ctn Wt	73	COL Sq Ft	115	Cu Ft	33																															
Upholstery	Shipping																																												
COM Ydg	5	Ctn Wt	73																																										
COL Sq Ft	115	Cu Ft	33																																										
31" Single Seat  <ul style="list-style-type: none"> · bariatric · 600 lb load rated · meets BIFMA x5.11 large occupant standard (253-400lb individual) 	HN5311BU	<table border="1"> <thead> <tr> <th>Dimensions</th> <th>D</th> <th>W</th> <th>H</th> </tr> </thead> <tbody> <tr> <td>Overall</td> <td>26½</td> <td>38</td> <td>31</td> </tr> <tr> <td>Seat</td> <td>20</td> <td>30</td> <td>18½</td> </tr> <tr> <td>Arm</td> <td colspan="3">26½</td> </tr> </tbody> </table>	Dimensions	D	W	H	Overall	26½	38	31	Seat	20	30	18½	Arm	26½			<table border="1"> <tbody> <tr><td>COM</td><td>\$2,716</td></tr> <tr><td>A</td><td>\$2,770</td></tr> <tr><td>B</td><td>\$2,876</td></tr> <tr><td>COL/C</td><td>\$3,063</td></tr> <tr><td>D</td><td>\$3,304</td></tr> <tr><td>E</td><td>\$3,542</td></tr> <tr><td>F</td><td>\$3,794</td></tr> <tr><td>G</td><td>\$4,155</td></tr> <tr><td>H</td><td>\$4,538</td></tr> <tr><td>I</td><td>\$5,136</td></tr> <tr><td>J</td><td>\$5,855</td></tr> <tr><td>L1</td><td>\$4,706</td></tr> <tr><td>L2</td><td>\$5,209</td></tr> </tbody> </table>	COM	\$2,716	A	\$2,770	B	\$2,876	COL/C	\$3,063	D	\$3,304	E	\$3,542	F	\$3,794	G	\$4,155	H	\$4,538	I	\$5,136	J	\$5,855	L1	\$4,706	L2	\$5,209
		Dimensions	D	W	H																																								
Overall	26½	38	31																																										
Seat	20	30	18½																																										
Arm	26½																																												
COM	\$2,716																																												
A	\$2,770																																												
B	\$2,876																																												
COL/C	\$3,063																																												
D	\$3,304																																												
E	\$3,542																																												
F	\$3,794																																												
G	\$4,155																																												
H	\$4,538																																												
I	\$5,136																																												
J	\$5,855																																												
L1	\$4,706																																												
L2	\$5,209																																												
		<table border="1"> <thead> <tr> <th>Upholstery</th> <th colspan="3">Shipping</th> </tr> </thead> <tbody> <tr> <td>COM Ydg</td> <td>5</td> <td>Ctn Wt</td> <td>74</td> </tr> <tr> <td>COL Sq Ft</td> <td>115</td> <td>Cu Ft</td> <td>33</td> </tr> </tbody> </table>	Upholstery	Shipping			COM Ydg	5	Ctn Wt	74	COL Sq Ft	115	Cu Ft	33																															
Upholstery	Shipping																																												
COM Ydg	5	Ctn Wt	74																																										
COL Sq Ft	115	Cu Ft	33																																										
31" Single Seat with Wood Cap Arm  <ul style="list-style-type: none"> · bariatric · 600 lb load rated · meets BIFMA x5.11 large occupant standard (253-400lb individual) 	HN5311BW	<table border="1"> <thead> <tr> <th>Dimensions</th> <th>D</th> <th>W</th> <th>H</th> </tr> </thead> <tbody> <tr> <td>Overall</td> <td>26½</td> <td>38</td> <td>31</td> </tr> <tr> <td>Seat</td> <td>20</td> <td>30</td> <td>18½</td> </tr> <tr> <td>Arm</td> <td colspan="3">26½</td> </tr> </tbody> </table>	Dimensions	D	W	H	Overall	26½	38	31	Seat	20	30	18½	Arm	26½			<table border="1"> <tbody> <tr><td>COM</td><td>\$2,903</td></tr> <tr><td>A</td><td>\$2,957</td></tr> <tr><td>B</td><td>\$3,063</td></tr> <tr><td>COL/C</td><td>\$3,251</td></tr> <tr><td>D</td><td>\$3,489</td></tr> <tr><td>E</td><td>\$3,729</td></tr> <tr><td>F</td><td>\$3,981</td></tr> <tr><td>G</td><td>\$4,341</td></tr> <tr><td>H</td><td>\$4,724</td></tr> <tr><td>I</td><td>\$5,323</td></tr> <tr><td>J</td><td>\$6,040</td></tr> <tr><td>L1</td><td>\$4,890</td></tr> <tr><td>L2</td><td>\$5,395</td></tr> </tbody> </table>	COM	\$2,903	A	\$2,957	B	\$3,063	COL/C	\$3,251	D	\$3,489	E	\$3,729	F	\$3,981	G	\$4,341	H	\$4,724	I	\$5,323	J	\$6,040	L1	\$4,890	L2	\$5,395
		Dimensions	D	W	H																																								
Overall	26½	38	31																																										
Seat	20	30	18½																																										
Arm	26½																																												
COM	\$2,903																																												
A	\$2,957																																												
B	\$3,063																																												
COL/C	\$3,251																																												
D	\$3,489																																												
E	\$3,729																																												
F	\$3,981																																												
G	\$4,341																																												
H	\$4,724																																												
I	\$5,323																																												
J	\$6,040																																												
L1	\$4,890																																												
L2	\$5,395																																												
		<table border="1"> <thead> <tr> <th>Upholstery</th> <th colspan="3">Shipping</th> </tr> </thead> <tbody> <tr> <td>COM Ydg</td> <td>5</td> <td>Ctn Wt</td> <td>78</td> </tr> <tr> <td>COL Sq Ft</td> <td>115</td> <td>Cu Ft</td> <td>33</td> </tr> </tbody> </table>	Upholstery	Shipping			COM Ydg	5	Ctn Wt	78	COL Sq Ft	115	Cu Ft	33																															
Upholstery	Shipping																																												
COM Ydg	5	Ctn Wt	78																																										
COL Sq Ft	115	Cu Ft	33																																										
Double Seat 	HN5302U	<table border="1"> <thead> <tr> <th>Dimensions</th> <th>D</th> <th>W</th> <th>H</th> </tr> </thead> <tbody> <tr> <td>Overall</td> <td>26½</td> <td>49</td> <td>31</td> </tr> <tr> <td>Seat</td> <td>20</td> <td>41</td> <td>18½</td> </tr> <tr> <td>Arm</td> <td colspan="3">26½</td> </tr> </tbody> </table>	Dimensions	D	W	H	Overall	26½	49	31	Seat	20	41	18½	Arm	26½			<table border="1"> <tbody> <tr><td>COM</td><td>\$2,386</td></tr> <tr><td>A</td><td>\$2,446</td></tr> <tr><td>B</td><td>\$2,568</td></tr> <tr><td>COL/C</td><td>\$2,785</td></tr> <tr><td>D</td><td>\$3,058</td></tr> <tr><td>E</td><td>\$3,335</td></tr> <tr><td>F</td><td>\$3,625</td></tr> <tr><td>G</td><td>\$4,038</td></tr> <tr><td>H</td><td>\$4,480</td></tr> <tr><td>I</td><td>\$5,169</td></tr> <tr><td>J</td><td>\$5,994</td></tr> <tr><td>L1</td><td>\$4,673</td></tr> <tr><td>L2</td><td>\$5,250</td></tr> </tbody> </table>	COM	\$2,386	A	\$2,446	B	\$2,568	COL/C	\$2,785	D	\$3,058	E	\$3,335	F	\$3,625	G	\$4,038	H	\$4,480	I	\$5,169	J	\$5,994	L1	\$4,673	L2	\$5,250
		Dimensions	D	W	H																																								
Overall	26½	49	31																																										
Seat	20	41	18½																																										
Arm	26½																																												
COM	\$2,386																																												
A	\$2,446																																												
B	\$2,568																																												
COL/C	\$2,785																																												
D	\$3,058																																												
E	\$3,335																																												
F	\$3,625																																												
G	\$4,038																																												
H	\$4,480																																												
I	\$5,169																																												
J	\$5,994																																												
L1	\$4,673																																												
L2	\$5,250																																												
		<table border="1"> <thead> <tr> <th>Upholstery</th> <th colspan="3">Shipping</th> </tr> </thead> <tbody> <tr> <td>COM Ydg</td> <td>5¾</td> <td>Ctn Wt</td> <td>80</td> </tr> <tr> <td>COL Sq Ft</td> <td>133</td> <td>Cu Ft</td> <td>46</td> </tr> </tbody> </table>	Upholstery	Shipping			COM Ydg	5¾	Ctn Wt	80	COL Sq Ft	133	Cu Ft	46																															
Upholstery	Shipping																																												
COM Ydg	5¾	Ctn Wt	80																																										
COL Sq Ft	133	Cu Ft	46																																										

Description	1 Model	Specifications	List Price Per Grade																																										
	HN5302W	<table border="1"> <thead> <tr> <th>Dimensions</th> <th>D</th> <th>W</th> <th>H</th> </tr> </thead> <tbody> <tr> <td>Overall</td> <td>26½</td> <td>49</td> <td>31</td> </tr> <tr> <td>Seat</td> <td>20</td> <td>41</td> <td>18½</td> </tr> <tr> <td>Arm</td> <td></td> <td></td> <td>26½</td> </tr> </tbody> </table>	Dimensions	D	W	H	Overall	26½	49	31	Seat	20	41	18½	Arm			26½	<table border="1"> <tbody> <tr> <td>COM</td> <td>\$2,574</td> </tr> <tr> <td>A</td> <td>\$2,636</td> </tr> <tr> <td>B</td> <td>\$2,759</td> </tr> <tr> <td>COL/C</td> <td>\$2,973</td> </tr> <tr> <td>D</td> <td>\$3,249</td> </tr> <tr> <td>E</td> <td>\$3,523</td> </tr> <tr> <td>F</td> <td>\$3,816</td> </tr> <tr> <td>G</td> <td>\$4,228</td> </tr> <tr> <td>H</td> <td>\$4,670</td> </tr> <tr> <td>I</td> <td>\$5,358</td> </tr> <tr> <td>J</td> <td>\$6,184</td> </tr> <tr> <td>L1</td> <td>\$4,861</td> </tr> <tr> <td>L2</td> <td>\$5,441</td> </tr> </tbody> </table>	COM	\$2,574	A	\$2,636	B	\$2,759	COL/C	\$2,973	D	\$3,249	E	\$3,523	F	\$3,816	G	\$4,228	H	\$4,670	I	\$5,358	J	\$6,184	L1	\$4,861	L2	\$5,441
		Dimensions	D	W	H																																								
		Overall	26½	49	31																																								
		Seat	20	41	18½																																								
		Arm			26½																																								
		COM	\$2,574																																										
		A	\$2,636																																										
		B	\$2,759																																										
		COL/C	\$2,973																																										
		D	\$3,249																																										
E	\$3,523																																												
F	\$3,816																																												
G	\$4,228																																												
H	\$4,670																																												
I	\$5,358																																												
J	\$6,184																																												
L1	\$4,861																																												
L2	\$5,441																																												
	HN5302BU • bariatric • 600 lb load rated • meets BIFMA x5.11 large occupant standard (253-400lb individual)	<table border="1"> <thead> <tr> <th>Dimensions</th> <th>D</th> <th>W</th> <th>H</th> </tr> </thead> <tbody> <tr> <td>Overall</td> <td>26½</td> <td>49</td> <td>31</td> </tr> <tr> <td>Seat</td> <td>20</td> <td>41</td> <td>18½</td> </tr> <tr> <td>Arm</td> <td></td> <td></td> <td>26½</td> </tr> </tbody> </table>	Dimensions	D	W	H	Overall	26½	49	31	Seat	20	41	18½	Arm			26½	<table border="1"> <tbody> <tr> <td>COM</td> <td>\$2,953</td> </tr> <tr> <td>A</td> <td>\$3,016</td> </tr> <tr> <td>B</td> <td>\$3,137</td> </tr> <tr> <td>COL/C</td> <td>\$3,353</td> </tr> <tr> <td>D</td> <td>\$3,627</td> </tr> <tr> <td>E</td> <td>\$3,903</td> </tr> <tr> <td>F</td> <td>\$4,193</td> </tr> <tr> <td>G</td> <td>\$4,606</td> </tr> <tr> <td>H</td> <td>\$5,048</td> </tr> <tr> <td>I</td> <td>\$5,735</td> </tr> <tr> <td>J</td> <td>\$6,562</td> </tr> <tr> <td>L1</td> <td>\$5,241</td> </tr> <tr> <td>L2</td> <td>\$5,818</td> </tr> </tbody> </table>	COM	\$2,953	A	\$3,016	B	\$3,137	COL/C	\$3,353	D	\$3,627	E	\$3,903	F	\$4,193	G	\$4,606	H	\$5,048	I	\$5,735	J	\$6,562	L1	\$5,241	L2	\$5,818
		Dimensions	D	W	H																																								
		Overall	26½	49	31																																								
		Seat	20	41	18½																																								
		Arm			26½																																								
		COM	\$2,953																																										
		A	\$3,016																																										
		B	\$3,137																																										
		COL/C	\$3,353																																										
		D	\$3,627																																										
E	\$3,903																																												
F	\$4,193																																												
G	\$4,606																																												
H	\$5,048																																												
I	\$5,735																																												
J	\$6,562																																												
L1	\$5,241																																												
L2	\$5,818																																												
	HN5302BW • bariatric • 600 lb load rated • meets BIFMA x5.11 large occupant standard (253-400lb individual)	<table border="1"> <thead> <tr> <th>Dimensions</th> <th>D</th> <th>W</th> <th>H</th> </tr> </thead> <tbody> <tr> <td>Overall</td> <td>26½</td> <td>49</td> <td>31</td> </tr> <tr> <td>Seat</td> <td>20</td> <td>41</td> <td>18½</td> </tr> <tr> <td>Arm</td> <td></td> <td></td> <td>26½</td> </tr> </tbody> </table>	Dimensions	D	W	H	Overall	26½	49	31	Seat	20	41	18½	Arm			26½	<table border="1"> <tbody> <tr> <td>COM</td> <td>\$3,140</td> </tr> <tr> <td>A</td> <td>\$3,203</td> </tr> <tr> <td>B</td> <td>\$3,326</td> </tr> <tr> <td>COL/C</td> <td>\$3,540</td> </tr> <tr> <td>D</td> <td>\$3,816</td> </tr> <tr> <td>E</td> <td>\$4,091</td> </tr> <tr> <td>F</td> <td>\$4,381</td> </tr> <tr> <td>G</td> <td>\$4,795</td> </tr> <tr> <td>H</td> <td>\$5,235</td> </tr> <tr> <td>I</td> <td>\$5,924</td> </tr> <tr> <td>J</td> <td>\$6,750</td> </tr> <tr> <td>L1</td> <td>\$5,427</td> </tr> <tr> <td>L2</td> <td>\$6,005</td> </tr> </tbody> </table>	COM	\$3,140	A	\$3,203	B	\$3,326	COL/C	\$3,540	D	\$3,816	E	\$4,091	F	\$4,381	G	\$4,795	H	\$5,235	I	\$5,924	J	\$6,750	L1	\$5,427	L2	\$6,005
		Dimensions	D	W	H																																								
		Overall	26½	49	31																																								
		Seat	20	41	18½																																								
		Arm			26½																																								
		COM	\$3,140																																										
		A	\$3,203																																										
		B	\$3,326																																										
		COL/C	\$3,540																																										
		D	\$3,816																																										
E	\$4,091																																												
F	\$4,381																																												
G	\$4,795																																												
H	\$5,235																																												
I	\$5,924																																												
J	\$6,750																																												
L1	\$5,427																																												
L2	\$6,005																																												

To Order, Specify:

- Model Number
- Wood Species - Maple (M) or 3D Black Laminate (B3L)
- Wood Finish
- Fabric Selection - vendor, pattern and color
- Optional Tablet Arm - add \$604 list; indicate left (TBL) or right (TBR)



Tilt and Stow
Tablet Arm Illustration
10"d x 16"w Surface
- Optional Coordinating Wood Grain Laminate Surfaces - no upcharge. Finishes with an asterisk have a coordinating laminate available.
- Optional Felt Glide Covers - no upcharge

3 Wood Finish/Color Options:

Maple	
ALM	Ale Medium
AUB	Auburn
BRL	Barley
BBM	Bourbon Medium
BRM	Brighton Medium
BUT	Butterscotch
CIN	Cinnamon
CLA	Classic
CLL	Collectors*
EAR	Earthy
ESP	Espresso
FLX	Flax
HRV	Harvest*
LGC	Legacy
MCH	Mocha*
NTO	Night Owl*
PRL	Praline*
SAF	Saffron
SIE	Sienna*
TOF	Toffee
TRF	Truffle*
VEN	Venetian

- See a selection of graded in fabric manufacturers and patterns on pages 20-28 Contact Customer Service for additional fabric options.

Specifications

- Frame: Solid Birch plywood
- Standard scale leg is 5 ½" tall.
- Mortise and tenon construction with corner blocks, glue and screws.
- Anodized aluminum extruded leg.
- Seat has synthetic sheet webbing with cross strip webs, 3" polyurethane foam with Dacron® wrap.
- Back has synthetic sheet webbing, 2" polyurethane foam with Dacron® wrap.
- Arms have ¼" polyurethane foam.
- Wood caps are ¾" thick maple veneer.
- Linking bracket, see page 361.
- Standard with nylon glides.

HEDRON

STANDARD LINKING TABLES, TOP MOUNTED



Description	D	W	H	CTN WT	CU FT	① Model	List Price
20" Linking End Table	24 3/4	20	17	19	4	HN53E2T	\$703



20" Linking Center Table	24 3/4	20	17	19	4	HN53C2T	\$506
--------------------------	--------	----	----	----	---	---------	-------



90° Linking Straight L Table	24 3/4	24 3/4	17	23	6	HN53CLST	\$638
------------------------------	--------	--------	----	----	---	----------	-------



90° Linking Radius L Table	24	24	17	15	6	HN53CLRT	\$506
----------------------------	----	----	----	----	---	----------	-------



90° Linking T Table	24 3/4	24 3/4	17	23	6	HN53CTT	\$506
---------------------	--------	--------	----	----	---	---------	-------



90° Linking X Table	24 3/4	24 3/4	17	23	6	HN53CXT	\$506
---------------------	--------	--------	----	----	---	---------	-------



22.5° Linking Table	24 3/4	18 1/4	17	12	4	HN53C22T	\$506
---------------------	--------	--------	----	----	---	----------	-------



· overall width range is 9 - 18 1/4

30° Linking Table	24 3/4	21 3/6	17	13	4	HN53C30T	\$506
-------------------	--------	--------	----	----	---	----------	-------





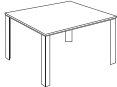
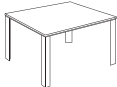
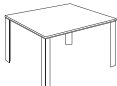



· overall width range is 9 - 21 3/6

45° Linking Table	24 3/4	27	17	17	6	HN53C45T	\$506
-------------------	--------	----	----	----	---	----------	-------



· overall width range is 9 - 27

HEDRON

Description	D	W	H	CTN WT	CU FT	① Model	List Price
20" Linking End Table 	24 3/4	20	17	25	4	HN53E2L	\$865
20" Linking Center Table 	24 3/4	20	17	25	4	HN53C2L	\$865
90° Linking Straight L Table 	24 3/4	24 3/4	17	27	6	HN53CLSL	\$865
90° Linking T Table 	24 3/4	24 3/4	17	27	6	HN53CTL	\$865
90° Linking X Table 	24 3/4	24 3/4	17	27	6	HN53CXL	\$865
22.5° Linking Table 	24 3/4	18 1/4	17	18	4	HN53C22L	\$865
						· overall width range is 9 - 18 1/4	
30° Linking Table 	24 3/4	21 3/16	17	19	4	HN53C30L	\$865
						· overall width range is 9 - 21 3/16	
45° Linking Table 	24 3/4	27	17	23	6	HN53C45L	\$865
						· overall width range is 9 - 27	



Linking Bracket Application

To Order, Specify:

- ① Model Number
- ② Wood Species - Maple (M)
- ③ Wood Finish
- ④ Optional Coordinating Wood Grain Laminate
Surfaces - no upcharge. Finishes with an asterisk have a coordinating laminate available.
- ⑤ Optional Felt Glide Covers - no upcharge

③ Wood Finish/Color Options:

Maple			
ALM	Ale Medium	FLX	Flax
AUB	Auburn	HRV	Harvest*
BRL	Barley	LGC	Legacy
BBM	Bourbon Medium	MCH	Mocha*
BRM	Brighton Medium	NTO	Night Owl*
BUT	Butterscotch	PRL	Praline*
CIN	Cinnamon	SAF	Saffron
CLA	Classic	SIE	Sienna*
CLL	Collectors*	TOF	Toffee
EAR	Earthy	TRF	Truffle*
ESP	Espresso	VEN	Venetian

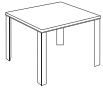
Specifications

- Wood species - Maple veneer.
- Table tops are 7/8" thick.
- Anodized aluminum extruded leg.
- Linking bracket, see page 361.
- Standard with nylon glides.

HEDRON FREESTANDING TABLES



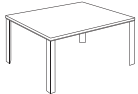
Description	D	W	H	CTN WT	CU FT	① Model	List Price
24" x 24" End Table	24 3/4	24 3/4	17	27	6	HN2424-17	\$865




30" x 30" End Table	28 1/4	28 1/4	17	33	6	HN3030-17	\$1,006
---------------------	--------	--------	----	----	---	-----------	---------




36" x 36" End Table	36	36	17	46	8	HN3636-17	\$1,073
---------------------	----	----	----	----	---	-----------	---------




HEDRON

Description	Model	Specifications				List Price Per Grade	
Single Seat 	HN5321U	Dimensions	D	W	H	COM	\$2,065
		Overall	30	32	30	A	\$2,129
		Seat	21	22 ½	18 ½	B	\$2,257
		Arm			26 ½	COL/C	\$2,479
		Upholstery	Shipping			D	\$2,768
		COM Ydg	6	Ctn Wt	71	E	\$3,054
		COL Sq Ft	120	Cu Ft	30	F	\$3,359
						G	\$3,789
						H	\$4,247
						I	\$4,968
				J	\$5,830		
				L1	\$4,106		
				L2	\$4,622		

Description	Model	Specifications				List Price Per Grade	
Single Seat with Wood Cap Arm 	HN5321W	Dimensions	D	W	H	COM	\$2,263
		Overall	30	32	30	A	\$2,327
		Seat	21	22 ½	18 ½	B	\$2,458
		Arm			26 ½	COL/C	\$2,678
		Upholstery	Shipping			D	\$2,967
		COM Ydg	6	Ctn Wt	75	E	\$3,254
		COL Sq Ft	120	Cu Ft	30	F	\$3,559
						G	\$3,988
						H	\$4,447
						I	\$5,167
				J	\$6,030		
				L1	\$4,306		
				L2	\$4,823		

To Order, Specify:

- 1 Model Number
- 2 Wood Species - Maple (M) or 3D Black Laminate (B3L)
- 3 Wood Finish
- 4 Fabric Selection - vendor, pattern and color
- 5 Optional Tablet Arm - add \$604 list; indicate left (TBL) or right (TBR)



Tilt and Stow
Tablet Arm Illustration
10"d x 16"w Surface
- 6 Optional Coordinating Wood Grain Laminate Surfaces - no upcharge. Finishes with an asterisk have a coordinating laminate available.
- 7 Optional Felt Glide Covers - no upcharge

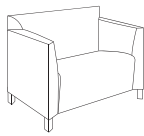
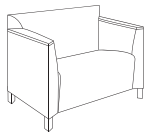
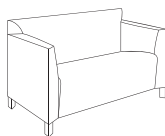
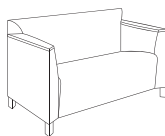
3 Wood Finish/Color Options:

Maple			
ALM	Ale Medium	FLX	Flax
AUB	Auburn	HRV	Harvest*
BRL	Barley	LGC	Legacy
BBM	Bourbon Medium	MCH	Mocha*
BRM	Brighton Medium	NTO	Night Owl*
BUT	Butterscotch	PRL	Praline*
CIN	Cinnamon	SAF	Saffron
CLA	Classic	SIE	Sienna*
CLL	Collectors*	TOF	Toffee
EAR	Earthy	TRF	Truffle*
ESP	Espresso	VEN	Venetian





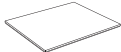




- 4 See a selection of graded in fabric manufacturers and patterns on pages 20-28 Contact Customer Service for additional fabric options.

Specifications


- Frame: Solid Birch plywood
- Standard scale leg is 5 ½" tall.
- Mortise and tenon construction with corner blocks, glue and screws.
- Anodized aluminum extruded leg.
- Seat has synthetic sheet webbing with cross strip webs, 3" polyurethane foam with Dacron® wrap.
- Back has synthetic sheet webbing, 2" polyurethane foam with Dacron® wrap.
- Arms have ¼" polyurethane foam.
- Table tops are 7/8" thick and wood caps are ¾" thick maple veneer.
- **Linking bracket, see page 361.**
- Standard with nylon glides.

Description	Model	Specifications				List Price Per Grade
31" Single Seat 	HN5331U	Dimensions	D	W	H	COM \$2,361
		Overall	30	40	30	A \$2,429
		Seat	21	30	18½	B \$2,562
		Arm			26½	COL/C \$2,796
		Upholstery	Shipping			D \$3,094
		COM Ydg	6¼	Ctn Wt	82	E \$3,393
		COL Sq Ft	144	Cu Ft	33	F \$3,711
						G \$4,158
						H \$4,638
						I \$5,386
				J \$6,283		
				L1 \$4,847		
				L2 \$5,477		
31" Single Seat with Wood Cap Arm 	HN5331W	Dimensions	D	W	H	COM \$2,560
		Overall	30	40	30	A \$2,626
		Seat	21	30	18½	B \$2,761
		Arm			26½	COL/C \$2,995
		Upholstery	Shipping			D \$3,292
		COM Ydg	6¼	Ctn Wt	87	E \$3,592
		COL Sq Ft	144	Cu Ft	33	F \$3,907
						G \$4,358
						H \$4,836
						I \$5,584
				J \$6,481		
				L1 \$5,044		
				L2 \$5,674		
Double Seat 	HN5332U	Dimensions	D	W	H	COM \$2,598
		Overall	30	51	30	A \$2,674
		Seat	21	41	18½	B \$2,825
		Arm			26½	COL/C \$3,083
		Upholstery	Shipping			D \$3,419
		COM Ydg	7	Ctn Wt	93	E \$3,753
		COL Sq Ft	161	Cu Ft	46	F \$4,108
						G \$4,611
						H \$5,146
						I \$5,987
				J \$6,992		
				L1 \$5,382		
				L2 \$6,085		
Double Seat with Wood Cap Arm 	HN5332W	Dimensions	D	W	H	COM \$2,799
		Overall	30	51	30	A \$2,874
		Seat	21	41	18½	B \$3,023
		Arm			26½	COL/C \$3,285
		Upholstery	Shipping			D \$3,620
		COM Ydg	7	Ctn Wt	97	E \$3,954
		COL Sq Ft	161	Cu Ft	46	F \$4,309
						G \$4,810
						H \$5,347
						I \$6,186
				J \$7,192		
				L1 \$5,583		
				L2 \$6,286		

HEDRON

Description	D	W	H	CTN WT	CU FT	① Model	List Price
20" Linking End Table 	28 1/4	20	17	21	4	HN53E2GT	\$725
20" Linking Center Table 	28 1/4	20	17	21	4	HN53C2GT	\$524
90° Linking Straight L Table 	28 1/4	28 1/4	17	25	6	HN53CLGST	\$658
90° Linking Radius L Table 	27 1/2	27 1/2	17	17	6	HN53CLGRT	\$524
90° Linking T Table 	28 1/4	28 1/4	17	25	6	HN53CTGT	\$524
90° Linking X Table 	28 1/4	28 1/4	17	25	6	HN53CXGT	\$524
22.5° Linking Table 	28 1/4	19 5/16	17	14	4	HN53C22GT	\$524
30° Linking Table 	28 1/4	23	17	15	4	HN53C30GT	\$524
45° Linking Table 	28 1/4	29 5/8	17	19	6	HN53C45GT	\$524

To Order, Specify:

- ① Model Number
- ② Wood Species - Maple (M) or 3D Black Laminate (B3L)
- ③ Wood Finish
- ④ Fabric Selection - vendor, pattern and color
- ⑤ Optional Tablet Arm - add \$604 list; indicate left (TBL) or right (TBR)
 Tilt and Stow
 Tablet Arm Illustration
 10"d x 16"w Surface
- ⑥ Optional Coordinating Wood Grain Laminate
 Surfaces - no upcharge. Finishes with an asterisk have a coordinating laminate available.
- ⑦ Optional Felt Glide Covers - no upcharge

③ Wood Finish/Color Options:

Maple	
ALM	Ale Medium
AUB	Auburn
BRL	Barley
BBM	Bourbon Medium
BRM	Brighton Medium
BUT	Butterscotch
CIN	Cinnamon
CLA	Classic
CLL	Collectors*
EAR	Earthy
ESP	Espresso
FLX	Flax
HRV	Harvest*
LGC	Legacy
MCH	Mocha*
NTO	Night Owl*
PRL	Praline*
SAF	Saffron
SIE	Sienna*
TOF	Toffee
TRF	Truffle*
VEN	Venetian

- ④ See a selection of graded in fabric manufacturers and patterns on pages 20-28 Contact Customer Service for additional fabric options.

Specifications

- Frame: Solid Birch plywood
- Grand scale leg is 4" tall.
- Mortise and tenon construction with corner blocks, glue and screws.
- Anodized aluminum extruded leg.
- Seat has synthetic sheet webbing with cross strip webs, 3" polyurethane foam with Dacron® wrap.
- Back has synthetic sheet webbing, 2" polyurethane foam with Dacron® wrap.
- Arms have 1/4" polyurethane foam.
- Table tops are 7/8" thick and wood caps are 3/4" thick maple veneer.
- Linking bracket, see page 361.
- Standard with nylon glides.

HEDRON

GRAND LINKING TABLES, LEG MOUNTED



Description	D	W	H	CTN WT	CU FT	① Model	List Price
20" Linking End Table	28 ¼	20	17	27	4	HN53E2GL	\$890



20" Linking Center Table	28 ¼	20	17	27	4	HN53C2GL	\$890
--------------------------	------	----	----	----	---	----------	-------



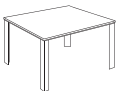
90° Linking Straight L Table	28 ¼	28 ¼	17	29	6	HN53CLGSL	\$890
------------------------------	------	------	----	----	---	-----------	-------



90° Linking T Table	28 ¼	28 ¼	17	29	6	HN53CTGL	\$890
---------------------	------	------	----	----	---	----------	-------



90° Linking X Table	28 ¼	28 ¼	17	29	6	HN53CXGL	\$890
---------------------	------	------	----	----	---	----------	-------



HEDRON

Description	D	W	H	CTN WT	CU FT	① Model	List Price
22.5° Linking Table	28 ¼	19 ⅝	17	20	4	HN53C22GL	\$890



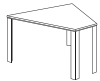
· overall width range is 9 - 19 ⅝

30° Linking Table	28 ¼	23	17	21	4	HN53C30GL	\$890
-------------------	------	----	----	----	---	-----------	-------



· overall width range is 9 - 23

45° Linking Table	28 ¼	29 ⅝	17	25	6	HN53C45GL	\$890
-------------------	------	------	----	----	---	-----------	-------



· overall width range is 9 - 29 ⅝

Linking Bracket						HN53BRKT	\$109
-----------------	--	--	--	--	--	----------	-------



· set of 2 for single linking of Chair to Table or Chair to Chair application



Linking Bracket Application



Chair to Table Linked



Chair to Chair Linked

To Order, Specify:

- ① Model Number
- ② Wood Species - Maple (M)
- ③ Wood Finish
- ④ Optional Coordinating Wood Grain Laminate
Surfaces - no upcharge. Finishes with an asterisk have a coordinating laminate available.
- ⑤ Optional Felt Glide Covers - no upcharge


③ Wood Finish/Color Options:


Maple			
ALM	Ale Medium	FLX	Flax
AUB	Auburn	HRV	Harvest*
BRL	Barley	LGC	Legacy
BBM	Bourbon Medium	MCH	Mocha*
BRM	Brighton Medium	NTO	Night Owl*
BUT	Butterscotch	PRL	Praline*
CIN	Cinnamon	SAF	Saffron
CLA	Classic	SIE	Sienna*
CLL	Collectors*	TOF	Toffee
EAR	Earthy	TRF	Truffle*
ESP	Espresso	VEN	Venetian


- ④ See a selection of graded in fabric manufacturers and patterns on pages 20-28 Contact Customer Service for additional fabric options.

Specifications

- Table tops - Maple veneer.
- Table tops are 7/8" thick.
- Anodized aluminum extruded leg.
- **Linking bracket, see above.**
- Standard with nylon glides.

Description	1 Model	Specifications			List Price Per Grade	
Guest Chair, Plastic Perforated Back - Plastic Seat 	HZ143PA · plastic seat · plastic, perforated back · metal frame · load capacity meets or exceeds BIFMA requirements · integrated passive linking glide · stacks 10 high on the floor or 45 on the cart	Dimensions	D	W	H	\$284
		Overall	22	21 ¾	33	
		Seat	16 ¾	17 ½	18	
		Upholstery	Shipping			
			Ctn Wt	13		
			Cu Ft	12		

Description	1 Model	Specifications			List Price Per Grade	
Guest Chair, Plastic Back with Holes - Plastic Seat 	HZ143HA · plastic seat · plastic, holes back · metal frame · load capacity meets or exceeds BIFMA requirements · integrated passive linking glide · stacks 10 high on the floor or 45 on the cart	Dimensions	D	W	H	\$284
		Overall	22	21 ¾	33	
		Seat	16 ¾	17 ½	18	
		Upholstery	Shipping			
			Ctn Wt	13		
			Cu Ft	12		

Description	1 Model	Specifications			List Price Per Grade	
Guest Chair, Plastic Perforated Back - Upholstered Seat 	HZ143PC · upholstered seat · plastic, perforated back · metal frame · load capacity meets or exceeds BIFMA requirements · integrated passive linking glide · stacks 10 high on the floor or 10 on the cart	Dimensions	D	W	H	COM \$433
		Overall	22	21 ¾	33	A \$441
		Seat	16 ¾	17 ½	18	B \$457
		Upholstery	Shipping			COL/C \$484
		COM Ydg	¾	Ctn Wt	13	D \$519
		COL Sq Ft	15	Cu Ft	12	E \$554
						F \$609
						G \$666
						H \$730
						I \$828
						J \$943
						L1 \$680
						L2 \$748

To Order, Specify:

- 1 Model Number
- 2 Seat and Back Plastic Color
- 3 Fabric Selection - vendor, pattern and color
- 4 Metal Frame Color

Specifications

- Metal frame.
- Load capacity meets or exceeds BIFMA requirements.
- Integrated passive linking glide.

2 Seat and Back Plastic Color Options:

- BBM Balanced Beige
- DGM Dancing Green
- EWM Extra White
- HSM Heartstone Gray
- SRM Stop Red
- TBM Tricorn Black


3 See a selection of graded in fabric manufacturers and patterns on pages 20-28. Contact Customer Service for additional fabric options.

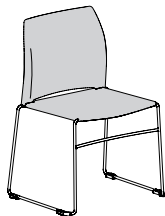
4 Metal Frame Tier/Color:


- | | |
|-----------------|------------------------------|
| Tier 1: | Tier 2: Add \$45 list |
| MBK Matte Black | ASL Arctic Silver |
| CHR Chrome | BWH Bright White |
| | PEW Pewter |
| | SNK Soft Nickel |


Tier 3: Add \$88 list Tier 4: add \$132 list

- | | | |
|-------------------|--------------------|----------------------|
| CAR Carmine Red | BRD Beige Red | SGR Signal Green |
| LGR Leaf Green | COP Copper Brown | SGY Silk Grey |
| PPB Purple Violet | HYL Honey Yellow | TQP Turquoise Pastel |
| SIG Signal Orange | MTQ Mint Turquoise | TRD Traffic Red |
| SPB Sapphire Blue | OGR Olive Green | MHB Mahogany Brown |
| TBL Traffic Blue | QZG Quartz Grey | |
| ZYL Zinc Yellow | SAL Salmon Orange | |


Description	① Model	Specifications			List Price Per Grade	
Guest Chair, Plastic Back with Holes - Upholstered Seat 	HZ143HC · upholstered seat · plastic, holes back · metal frame · load capacity meets or exceeds BIFMA requirements · integrated passive linking glide · stacks 10 high on the floor or 10 on the cart	Dimensions			COM \$433	
			D	W	H	A \$441
		Overall	22	21 ¾	33	B \$457
		Seat	16 ¾	17 ½	18	COL/C \$484
		Upholstery		Shipping	D \$519	
		COM Ydg	¾	Ctn Wt	13	E \$554
		COL Sq Ft	15	Cu Ft	12	F \$609
					G \$666	
					H \$730	
					I \$828	
					J \$943	
					L1 \$680	
					L2 \$748	


Guest Chair, Fully Upholstered 	HZ143D · upholstered seat · fully upholstered back · metal frame · load capacity meets or exceeds BIFMA requirements · integrated passive linking glide · stacks 6 high on the floor or 10 on the cart	Dimensions			COM \$520	
			D	W	H	A \$533
		Overall	22	21 ¾	33	B \$559
		Seat	16 ¾	17 ½	18	COL/C \$604
		Upholstery		Shipping	D \$663	
		COM Ydg	1 ¼	Ctn Wt	15	E \$722
		COL Sq Ft	23	Cu Ft	12	F \$813
					G \$911	
					H \$1,013	
					I \$1,176	
					J \$1,371	
					L1 \$929	
					L2 \$1,046	

Counter Stool, Plastic Perforated Back - Plastic Seat 	HZ144PA · plastic seat · plastic, perforated back · metal frame · load capacity meets or exceeds BIFMA requirements · integrated passive linking glide	Dimensions			\$560
			D	W	H
		Overall	23	21 ¾	39 ¾
		Seat	16 ¾	17 ½	24 ¾
		Upholstery		Shipping	
				Ctn Wt	19
				Cu Ft	14

Counter Stool, Plastic Back with Holes - Plastic Seat 	HZ144HA · plastic seat · plastic, holes back · metal frame · load capacity meets or exceeds BIFMA requirements · integrated passive linking glide	Dimensions			\$560
			D	W	H
		Overall	23	21 ¾	39 ¾
		Seat	16 ¾	17 ½	24 ¾
		Upholstery		Shipping	
				Ctn Wt	19
				Cu Ft	14

HOOPZ

Description	1 Model	Specifications				List Price Per Grade	
Counter Stool, Plastic Perforated Back - Upholstered Seat 	HZ144PC · upholstered seat · plastic, perforated back · metal frame · load capacity meets or exceeds BIFMA requirements · integrated passive linking glide	Dimensions		D	W	H	COM \$732
		Overall	23	21 ¾	39 ¾		A \$740 B \$755 COL/C \$783 D \$818 E \$853 F \$907 G \$966 H \$1,028 I \$1,124 J \$1,242 L1 \$977 L2 \$1,048
		Upholstery		Shipping			
		COM Ydg	¾	Ctn Wt	19		
		COL Sq Ft	15	Cu Ft	14		

Description	1 Model	Specifications				List Price Per Grade	
Counter Stool, Plastic Back with Holes - Upholstered Seat 	HZ144HC · upholstered seat · plastic, holes back · metal frame · load capacity meets or exceeds BIFMA requirements · integrated passive linking glide	Dimensions		D	W	H	COM \$732
		Overall	23	21 ¾	39 ¾		A \$740 B \$755 COL/C \$783 D \$818 E \$853 F \$907 G \$966 H \$1,028 I \$1,124 J \$1,242 L1 \$977 L2 \$1,048
		Upholstery		Shipping			
		COM Ydg	¾	Ctn Wt	19		
		COL Sq Ft	15	Cu Ft	14		

To Order, Specify:

- 1 Model Number
- 2 Seat and Back Plastic Color
- 3 Fabric Selection - vendor, pattern and color
- 4 Metal Frame Color

Specifications

- Metal frame.
- Load capacity meets or exceeds BIFMA requirements.
- Integrated passive linking glide.

2 Seat and Back Plastic Color Options:

- BBM Balanced Beige
- DGM Dancing Green
- EWM Extra White
- HSM Heartstone Gray
- SRM Stop Red
- TBM Tricorn Black


3 See a selection of graded in fabric manufacturers and patterns on pages 20-28. Contact Customer Service for additional fabric options.


4 Metal Frame Tier/Color:


- | | |
|-----------------|------------------------------|
| Tier 1: | Tier 2: Add \$45 list |
| MBK Matte Black | ASL Arctic Silver |
| CHR Chrome | BWH Bright White |
| | PEW Pewter |
| | SNK Soft Nickel |


Tier 3: Add \$88 list Tier 4: add \$132 list

- | | | |
|-------------------|--------------------|----------------------|
| CAR Carmine Red | BRD Beige Red | SGR Signal Green |
| LGR Leaf Green | COP Copper Brown | SGY Silk Grey |
| PPB Purple Violet | HYL Honey Yellow | TQP Turquoise Pastel |
| SIG Signal Orange | MTQ Mint Turquoise | TRD Traffic Red |
| SPB Sapphire Blue | OGR Olive Green | MHB Mahogany Brown |
| TBL Traffic Blue | QZG Quartz Grey | |
| ZYL Zinc Yellow | SAL Salmon Orange | |


Description	① Model	Specifications			List Price Per Grade
Counter Stool, Fully Upholstered 	HZ144D · upholstered seat · fully upholstered back · metal frame · load capacity meets or exceeds BIFMA requirements · integrated passive linking glide	Dimensions	D	W	H
		Overall	23	21 ¾	39 ¾
		Seat	16 ¾	17 ½	24 ¾
		Upholstery	Shipping		
		COM Ydg	1 ¼	Ctn Wt	21
		COL Sq Ft	23	Cu Ft	14
					COM \$803 A \$817 B \$841 COL/C \$887 D \$946 E \$1,005 F \$1,096 G \$1,194 H \$1,296 I \$1,459 J \$1,654 L1 \$1,213 L2 \$1,329


Description	① Model	Specifications			List Price Per Grade
Bar Stool, Plastic Perforated Back - Plastic Seat 	HZ148PA · plastic seat · plastic, perforated back · metal frame · load capacity meets or exceeds BIFMA requirements · integrated passive linking glide	Dimensions	D	W	H
		Overall	23	21 ¾	43
		Seat	16 ¾	17 ½	28
		Upholstery	Shipping		
			Ctn Wt	25	
			Cu Ft	15	
					\$560

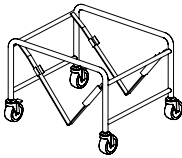
Description	① Model	Specifications			List Price Per Grade
Bar Stool, Plastic Back with Holes - Plastic Seat 	HZ148HA · plastic seat · plastic, holes back · metal frame · load capacity meets or exceeds BIFMA requirements · integrated passive linking glide	Dimensions	D	W	H
		Overall	23	21 ¾	43
		Seat	16 ¾	17 ½	28
		Upholstery	Shipping		
			Ctn Wt	25	
			Cu Ft	15	
					\$560

Description	① Model	Specifications			List Price Per Grade
Bar Stool, Plastic Perforated Back - Upholstered Seat 	HZ148PC · upholstered seat · plastic, perforated back · metal frame · load capacity meets or exceeds BIFMA requirements · integrated passive linking glide	Dimensions	D	W	H
		Overall	23	21 ¾	43
		Upholstery	Shipping		
		COM Ydg	¾	Ctn Wt	25
		COL Sq Ft	15	Cu Ft	15
					COM \$732 A \$740 B \$755 COL/C \$783 D \$818 E \$853 F \$907 G \$966 H \$1,028 I \$1,124 J \$1,242 L1 \$977 L2 \$1,048

HOOPZ

Description	1 Model	Specifications	List Price Per Grade																																				
Bar Stool, Plastic Back with Holes - Upholstered Seat 	HZ148HC · upholstered seat · plastic, holes back · metal frame · load capacity meets or exceeds BIFMA requirements · integrated passive linking glide	<table border="1"> <thead> <tr> <th>Dimensions</th> <th>D</th> <th>W</th> <th>H</th> </tr> </thead> <tbody> <tr> <td>Overall</td> <td>23</td> <td>21 ¾</td> <td>43</td> </tr> </tbody> </table>	Dimensions	D	W	H	Overall	23	21 ¾	43	<table border="1"> <thead> <tr> <th>COM</th> <th>Price</th> </tr> </thead> <tbody> <tr><td>COM</td><td>\$732</td></tr> <tr><td>A</td><td>\$740</td></tr> <tr><td>B</td><td>\$755</td></tr> <tr><td>COL/C</td><td>\$783</td></tr> <tr><td>D</td><td>\$818</td></tr> <tr><td>E</td><td>\$853</td></tr> <tr><td>F</td><td>\$907</td></tr> <tr><td>G</td><td>\$966</td></tr> <tr><td>H</td><td>\$1,028</td></tr> <tr><td>I</td><td>\$1,124</td></tr> <tr><td>J</td><td>\$1,242</td></tr> <tr><td>L1</td><td>\$977</td></tr> <tr><td>L2</td><td>\$1,048</td></tr> </tbody> </table>	COM	Price	COM	\$732	A	\$740	B	\$755	COL/C	\$783	D	\$818	E	\$853	F	\$907	G	\$966	H	\$1,028	I	\$1,124	J	\$1,242	L1	\$977	L2	\$1,048
		Dimensions	D	W	H																																		
Overall	23	21 ¾	43																																				
COM	Price																																						
COM	\$732																																						
A	\$740																																						
B	\$755																																						
COL/C	\$783																																						
D	\$818																																						
E	\$853																																						
F	\$907																																						
G	\$966																																						
H	\$1,028																																						
I	\$1,124																																						
J	\$1,242																																						
L1	\$977																																						
L2	\$1,048																																						
		<table border="1"> <thead> <tr> <th>Upholstery</th> <th>Shipping</th> </tr> </thead> <tbody> <tr> <td>COM Ydg</td> <td>¾ Ctn Wt 25</td> </tr> <tr> <td>COL Sq Ft</td> <td>15 Cu Ft 15</td> </tr> </tbody> </table>	Upholstery	Shipping	COM Ydg	¾ Ctn Wt 25	COL Sq Ft	15 Cu Ft 15																															
Upholstery	Shipping																																						
COM Ydg	¾ Ctn Wt 25																																						
COL Sq Ft	15 Cu Ft 15																																						

Description	1 Model	Specifications	List Price Per Grade																																								
Bar Stool, Fully Upholstered 	HZ148D · upholstered seat · fully upholstered back · metal frame · load capacity meets or exceeds BIFMA requirements · integrated passive linking glide	<table border="1"> <thead> <tr> <th>Dimensions</th> <th>D</th> <th>W</th> <th>H</th> </tr> </thead> <tbody> <tr> <td>Overall</td> <td>23</td> <td>21 ¾</td> <td>43</td> </tr> <tr> <td>Seat</td> <td>16 ¾</td> <td>17 ½</td> <td>28</td> </tr> </tbody> </table>	Dimensions	D	W	H	Overall	23	21 ¾	43	Seat	16 ¾	17 ½	28	<table border="1"> <thead> <tr> <th>COM</th> <th>Price</th> </tr> </thead> <tbody> <tr><td>COM</td><td>\$803</td></tr> <tr><td>A</td><td>\$817</td></tr> <tr><td>B</td><td>\$841</td></tr> <tr><td>COL/C</td><td>\$887</td></tr> <tr><td>D</td><td>\$946</td></tr> <tr><td>E</td><td>\$1,005</td></tr> <tr><td>F</td><td>\$1,096</td></tr> <tr><td>G</td><td>\$1,194</td></tr> <tr><td>H</td><td>\$1,296</td></tr> <tr><td>I</td><td>\$1,459</td></tr> <tr><td>J</td><td>\$1,654</td></tr> <tr><td>L1</td><td>\$1,213</td></tr> <tr><td>L2</td><td>\$1,329</td></tr> </tbody> </table>	COM	Price	COM	\$803	A	\$817	B	\$841	COL/C	\$887	D	\$946	E	\$1,005	F	\$1,096	G	\$1,194	H	\$1,296	I	\$1,459	J	\$1,654	L1	\$1,213	L2	\$1,329
		Dimensions	D	W	H																																						
Overall	23	21 ¾	43																																								
Seat	16 ¾	17 ½	28																																								
COM	Price																																										
COM	\$803																																										
A	\$817																																										
B	\$841																																										
COL/C	\$887																																										
D	\$946																																										
E	\$1,005																																										
F	\$1,096																																										
G	\$1,194																																										
H	\$1,296																																										
I	\$1,459																																										
J	\$1,654																																										
L1	\$1,213																																										
L2	\$1,329																																										
		<table border="1"> <thead> <tr> <th>Upholstery</th> <th>Shipping</th> </tr> </thead> <tbody> <tr> <td>COM Ydg</td> <td>1 ¼ Ctn Wt 27</td> </tr> <tr> <td>COL Sq Ft</td> <td>23 Cu Ft 15</td> </tr> </tbody> </table>	Upholstery	Shipping	COM Ydg	1 ¼ Ctn Wt 27	COL Sq Ft	23 Cu Ft 15																																			
Upholstery	Shipping																																										
COM Ydg	1 ¼ Ctn Wt 27																																										
COL Sq Ft	23 Cu Ft 15																																										

Description	1 Model	Specifications	List Price Per Grade										
Transportation Cart 	HZ140 · welded steel frame · stacks 45 guest chairs · welded steel frame · two locking casters · only available in black · cart accommodates 45 Hoopz Guest chairs · total height with 45 chairs stacked on cart is 7'	<table border="1"> <thead> <tr> <th>Dimensions</th> <th>D</th> <th>W</th> <th>H</th> </tr> </thead> <tbody> <tr> <td></td> <td>30</td> <td>26</td> <td>19</td> </tr> </tbody> </table>	Dimensions	D	W	H		30	26	19	<table border="1"> <thead> <tr> <th>Price</th> </tr> </thead> <tbody> <tr><td>\$1,122</td></tr> </tbody> </table>	Price	\$1,122
		Dimensions	D	W	H								
	30	26	19										
Price													
\$1,122													
		<table border="1"> <thead> <tr> <th>Shipping</th> </tr> </thead> <tbody> <tr> <td>Ctn Wt 40</td> </tr> <tr> <td>Cu Ft 9</td> </tr> </tbody> </table>	Shipping	Ctn Wt 40	Cu Ft 9								
Shipping													
Ctn Wt 40													
Cu Ft 9													

To Order, Specify:

- 1 Model Number
- 2 Seat and Back Plastic Color
- 3 Fabric Selection - vendor, pattern and color
- 4 Metal Frame Color

Specifications

- Metal frame.
- Load capacity meets or exceeds BIFMA requirements.
- Integrated passive linking glide.

2 Seat and Back Plastic Color Options:

- BBM Balanced Beige
- DGM Dancing Green
- EWM Extra White
- HSM Heartstone Gray
- SRM Stop Red
- TBM Tricorn Black

3 See a selection of graded in fabric manufacturers and patterns on pages 20-28. Contact Customer Service for additional fabric options.

4 Metal Frame Tier/Color:

- | | |
|-----------------|------------------------------|
| Tier 1: | Tier 2: Add \$45 list |
| MBK Matte Black | ASL Arctic Silver |
| CHR Chrome | BWH Bright White |
| | PEW Pewter |
| | SNK Soft Nickel |

- | | |
|------------------------------|-------------------------------|
| Tier 3: Add \$88 list | Tier 4: add \$132 list |
| CAR Carmine Red | BRD Beige Red |
| LGR Leaf Green | COP Copper Brown |
| PPB Purple Violet | HYL Honey Yellow |
| SIG Signal Orange | MTQ Mint Turquoise |
| SPB Sapphire Blue | OGR Olive Green |
| TBL Traffic Blue | QZG Quartz Grey |
| ZYL Zinc Yellow | SAL Salmon Orange |
| | SGR Signal Green |
| | SGY Silk Grey |
| | TQP Turquoise Pastel |
| | TRD Traffic Red |
| | MHB Mahogany Brown |

Indie Seating Order Check List:



Specify:

- 1. Model Number
- 2. Wood Species - STANDARD Maple (M) - no upcharge, PREMIUM Walnut (W) or White Oak (WK1) - upcharge applies
- 3. Wood Finish
- 4. Fabric Selection - vendor, pattern and color
- 5. Optional Power Center
 - Under Mount (EC30) - Black (B) or White (W); add \$463 list each and indicate left or right arm, optional Graphite (G) cord available, specify and add \$196 list
 - Flush Mount (EC31) - Black (B) or White (W); add \$463 list each and indicate left or right arm, optional Graphite (G) cord available, specify and add \$196 list
 - Arm Mounted Power Block (EC32) - add \$496 list each and indicate left or right arm and cord color; Graphite, Indigo or Yellow
- 6. Optional Arm Mounted Knob - add \$110 list each and indicate left or right arm
- 7. Optional Arm Mounted Pouch - add \$273 list each and indicate left or right arm
- 8. Optional Rubber Cushion Nylon Glides - no upcharge

Example:

INS3262-29 (model #)	M (wood species)	AUB (finish)	MOMENTUM (fabric vendor)	VOX (pattern name)	MYSTIC (pattern color)
-------------------------	---------------------	-----------------	-----------------------------	-----------------------	---------------------------

1. Model Number

2. Wood Species - STANDARD Maple (M), PREMIUM Walnut (W) or White Oak (WK1); upcharge applies

3. Wood Finish/Color Options:

Maple Frame

CAG Aged Ash Coordinate	CFO Fossil Coordinate
CAL Ale Light Coordinate	CGR Graphite Coordinate
ALM Ale Medium	HRV Harvest
AUB Auburn	CHL High Line Coordinate
BRL Barley	CKC Khaki Coordinate
CBE Blonde Echo Coordinate	LGC Legacy
CBO Bourbon Light Coordinate	MCH Mocha
BBM Bourbon Medium	NTO Night Owl
CBZ Brazilwood Coordinate	COA Oatmeal Cookie Coordinate
CBG Brighton Light Coordinate	CPI Pinnacle Walnut Coordinate
BRM Brighton Medium	PRL Praline
BUT Butterscotch	SAF Saffron
CIN Cinnamon	SIE Sienna
CLA Classic	CST Studio Teak Coordinate
CCF Coffee Coordinate	TOF Toffee
CLL Collectors	TRF Truffle
CCR Cremello Coordinate	VEN Venetian
EAR Earthy	CVI Vintage Coordinate
ESP Espresso	CWH Walnut Heights Coordinate
FLX Flax	CWE Weathered Ash Coordinate
CFL Florence Walnut Coordinate	

Paint Color - Add \$38 list per item

BKD Backdrop	GRV Greek Villa
BFX Black Fox	GLF Gulf Stream
BWH Bright White	HTB Heartthrob
CGP Cargo Pants	NET Network Gray
CHT Chatroom	NWH Nonchalant White
DSY Daisy	PAR Paradise
DRG Daring	QXP Quixotic Plum
DYN Dynamo	RBZ Relic Bronze
ENG Engima	SND Sandbank
FRR French Roast	STM Storm
GBY Georgian Bay	TRC Tricorn Black

***Walnut Frame (upcharge applies)**

AUB Auburn	SIE Sienna
ESP Espresso	TOF Toffee
MCH Mocha	TRF Truffle
NTO Night Owl	

***White Oak Frame (upcharge applies)**

ACR Acorn	POR Porter
BUF Buff	RYE Rye
BUR Burlap	SAD Saddle
CHE Chestnut	WWO Whitewash
INK Inkwell	

4. Fabric Selection - Please supply the following:

- Fabric vendor
- Pattern name
- Pattern color

[For a complete list of JSI Graded-In Fabric click here](#)

- Indicate direction of fabric - Railroaded or Up the Roll
- Please provide illustration, if available

***Note:** Walnut and White Oak Solid Hardwoods are PREMIUM materials and an upcharge applies. Associated upcharges are located in the bullet points under units where applicable.

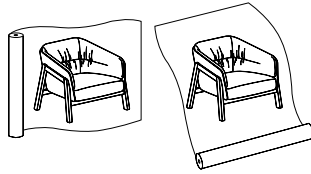
INDIE

All COM orders must include the following:

- Vendor's name, pattern name and color
- Sample of the fabric attached to the order
- Model numbers of items for fabric application
- Special application instructions
- Customer and purchase order number

Ship prepaid COM material to:
 JSI
 Attn: COM Department
 201 East Martin Street
 Receiving B, Dock 71
 Orleans, IN 47452

Application of fabric:
 Railroaded Up the Roll



All COM orders will ship at standard lead time from receipt of COM except for orders requiring special custom matched finishes.

5. Power Centers

EC30 - Under Mount

- Frame mounted simplex receptacle and two USB/10' - three prong power cord/factory installed.
- Specify Black (B) or White (W) and add \$463 list each. Indicate left or right arm (as seated). Cord color will match unit unless optional Graphite cord is specified. Add \$196 list for optional Graphite cord.



EC31 - Flush Mount

- Integrated simplex receptacle and two USB/10' - three prong power cord/factory installed
- Specify Black (B) or White (W) and add \$463 list each. Indicate left or right arm (as seated). Cord color will match unit unless optional Graphite cord is specified. Add \$196 list for optional Graphite cord.



EC32 - Arm Mounted Power Block

- Indicate left or right arm (as seated) and add \$496 list each. Specify cord color; Graphite (G), Indigo (I) or Yellow (Y). Power Block will be finished the same as the frame of the chair.



6. Arm Mounted Knob - A factory installed arm mounted knob can be specified. Indicate left or right arm (as seated)

and add \$110 list each. Knob will be finished the same as the frame of the chair.



7. Arm Mounted Pouch - A factory installed arm mounted pouch can be specified. Indicate left or right arm (as seated) and add \$273 list each. Pouch is aniline dye leather



8. Optional Rubber Cushion Nylon Glides - no upcharge

Note: Consider when selecting options.



Pouch and EC32 power cannot be specified on the same arm.




Quickship:

Select models. Lounge Chairs, Rockers, Ottomans, Poufs, and Occasional Tables are available on the quickship **NOW!** program.


Flat Cut, Double Cut Veneer Finishes, as well as the five solid laminate finishes, and the Pure White Solid Surface are available, with only the Maple leg species.

Upholstery Selection

When selecting the upholstery materials, consider the affect the upholstery structure has on the appearance of the comfort wrinkles.



High wool content upholstery, soft pliable vinyl, non-backed upholstery materials may limit the appearance of comfort wrinkles.



Highly structured, thick vinyl, backed non-stretch upholstery materials and leather can increase the appearance of comfort wrinkles.

Note: Large scale and geometric patterns applied over Indie soft contours with false welt details will impact the pattern visual.

Upholstery Detail - False Welt

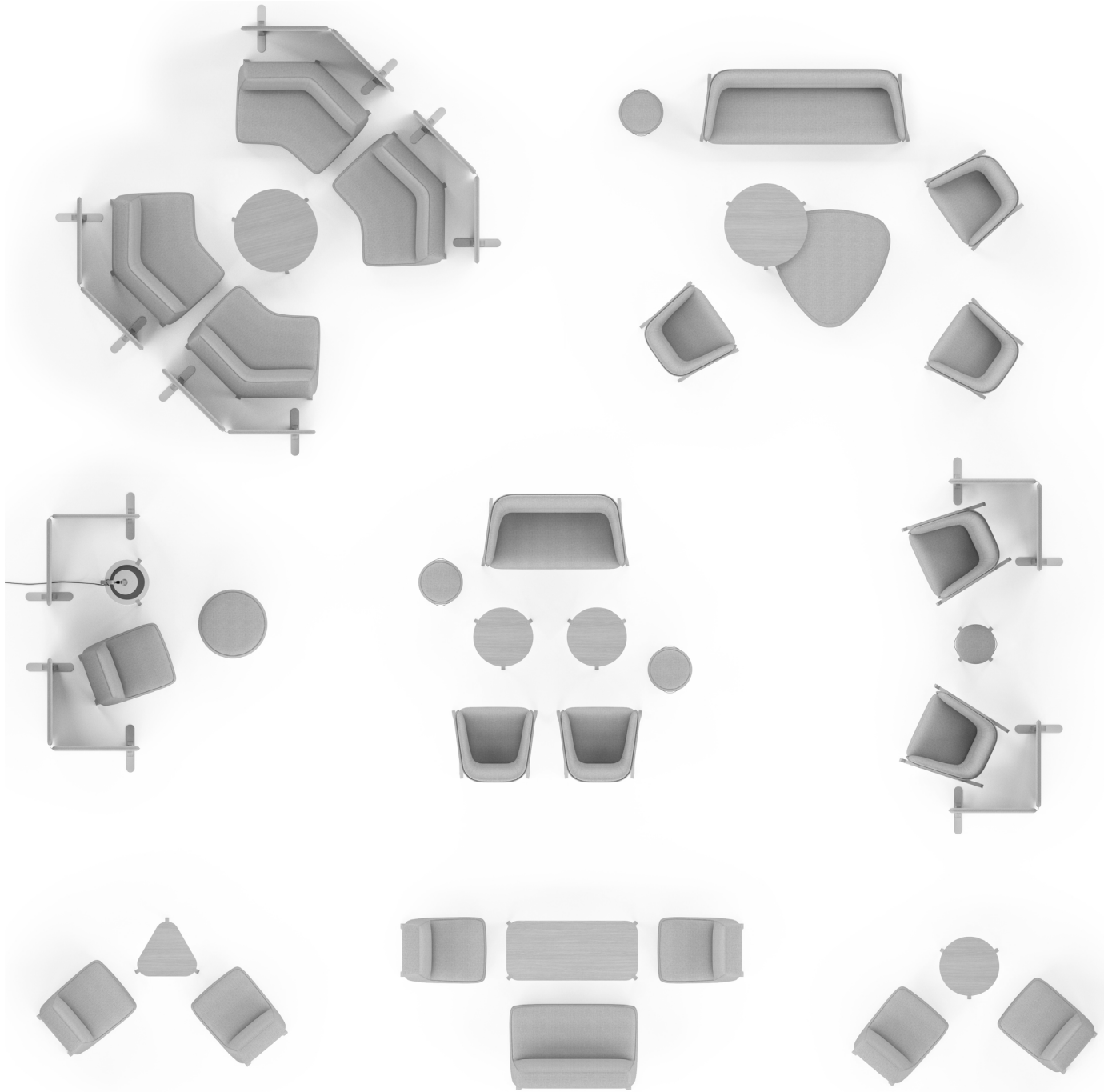
False Welt - Double fold upholstery seam detail is present on Indie Lounge, Low Lounge and Pouf units.

An integral part of the upholstery application, the false welt creates a defined line while maintaining flexibility for ultimate casual comfort.



INDIE

Indie Configurations



INDIE

Indie Tables Order Check List:



Specify:

- 1. Model Number
- 2. Top Material
 - a.) Veneer with STANDARD Maple Solid Hardwood Rim
 - 1.) Wood Species - Cherry (CH1), Maple (MA1), Walnut (WA1) or Double Cut (DC1)
 - 2.) Wood Finish
 - b.) Laminate with STANDARD Maple Solid Hardwood Rim
 - 1.) Laminate Color with finish color matched rim
 - c.) Walnut Veneer with PREMIUM Walnut Solid Hardwood Rim
 - 1.) Wood Species - Walnut (WW1)
 - 2.) Wood Finish
 - d.) White Oak Veneer with PREMIUM White Oak Solid Hardwood Rim
 - 1.) Wood Species - White Oak (WK1)
 - 2.) Wood Finish
- 3. Leg Species
 - a.) STANDARD Maple (M)
 - 1.) Wood Finish or Paint Color
 - b.) PREMIUM Walnut (W) or White Oak (WK1); upcharge applies
 - 1.) Wood Finish
- 4. Lamp Shade - Maharam - Mode - Color
- 5. Optional Rubber Cushion Nylon Glides - no upcharge

Examples:

INT1919-14TT | WA1 | AUB | W | AUB
 (model #) | (top material/veneer) | (top material/finish) | (leg species) | (leg finish)

1. Model Number

2. Top Material Selection:

a.) Veneer with STANDARD Maple Solid Hardwood Rim

Flat Cut

Cherry (CH1)	Maple (MA1)	Walnut (WA1)
BRL Barley	ALM Ale Medium	AUB Auburn
BBM Bourbon Medium	BUT Butterscotch	ESP Espresso
BRM Brighton Medium	CIN Cinnamon	MCH Mocha
CLA Classic	FLX Flax	NTO Night Owl
CLL Collectors	VEN Venetian	SIE Sienna
EAR Earthy		TOF Toffee
HRV Harvest		TRF Truffle
LGC Legacy		
PRL Praline		
SAF Saffron		

Double Cut (DC1)

COF Coffee	GRH Graphite
CRM Cremello	KHK Khaki
FOS Fossil	STU Studio Teak

b.) Solid Laminates with STANDARD Maple Solid Hardwood Rim

ALB Alabaster	SHD Shadow
BBL Bridal Blanco	SLG Slate Grey
DWH Designer White	

***c.) Walnut Veneer with PREMIUM Walnut Solid Hardwood Rim**

Flat Cut

Walnut (WW1); upcharge applies

AUB Auburn	SIE Sienna
ESP Espresso	TOF Toffee
MCH Mocha	TRF Truffle
NTO Night Owl	

***d.) White Oak Veneer with PREMIUM White Oak Solid Hardwood Rim**

White Oak (WK1); upcharge applies

ACR Acorn	POR Porter
BUF Buff	RYE Rye
BUR Burlap	SAD Saddle
CHE Chestnut	WVO Whitewash
INK Inkwell	

INDIE

3. Legs Species/Finish
Maple (M)

CAG	Aged Ash Coordinate	CFO	Fossil Coordinate
CAL	Ale Light Coordinate	CGR	Graphite Coordinate
ALM	Ale Medium	HRV	Harvest
AUB	Auburn	CHL	High Line Coordinate
BRL	Barley	CKC	Khaki Coordinate
CBE	Blonde Echo Coordinate	LGC	Legacy
CBO	Bourbon Light Coordinate	MCH	Mocha
BBM	Bourbon Medium	NTO	Night Owl
CBZ	Brazilwood Coordinate	COA	Oatmeal Cookie Coordinate
CBG	Brighton Light Coordinate	CPI	Pinnacle Walnut Coordinate
BRM	Brighton Medium	PRL	Praline
BUT	Butterscotch	SAF	Saffron
CIN	Cinnamon	SIE	Sienna
CLA	Classic	CST	Studio Teak Coordinate
CCF	Coffee Coordinate	TOF	Toffee
CLL	Collectors	TRF	Truffle
CCR	Cremello Coordinate	VEN	Venetian
EAR	Earthy	CVI	Vintage Coordinate
ESP	Espresso	CWH	Walnut Heights Coordinate
FLX	Flax	CWE	Weathered Ash Coordinate
CFL	Florence Walnut Coordinate		

Paint Color - Add \$38 list per item

BKD	Backdrop	GRV	Greek Villa
BFX	Black Fox	GLF	Gulf Stream
BWH	Bright White	HTB	Heartthrob
CGP	Cargo Pants	NET	Network Gray
CHT	Chatroom	NWH	Nonchalant White
DSY	Daisy	PAR	Paradise
DRG	Daring	QXP	Quixotic Plum
DYN	Dynamo	RBZ	Relic Bronze
ENG	Engima	SND	Sandbank
FRR	French Roast	STM	Storm
GBY	Georgian Bay	TRC	Tricorn Black

***Walnut (W) (upcharge applies)**

AUB	Auburn	SIE	Sienna
ESP	Espresso	TOF	Toffee
MCH	Mocha	TRF	Truffle
NTO	Night Owl		

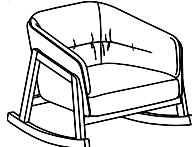
***White Oak (WK1) (upcharge applies)**


ACR	Acorn	POR	Porter
BUF	Buff	RYE	Rye
BUR	Burlap	SAD	Saddle
CHE	Chesnut	WVO	Whitewash
INK	Inkwell		

4. Lamp Shade: Maharam/Mode - Color

See www.maharam.com/products for color selection

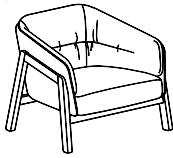
***Note:** Walnut and White Oak Solid hardwoods are PREMIUM materials and upcharges apply. Associated upcharges can be located within bullet points under units where applicable. A single upcharge listed applies to any combination of premium materials; premium top, premium legs or premium top and legs.

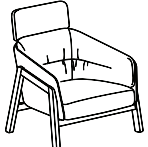
Description	① Model	Specifications				List Price Per Grade	
Single Seat Rocker 	INS3536-29 · maple frame standard · walnut or white oak frame available, specify and add \$723 list	Dimensions		D	W	H	COM \$2,981 A \$3,037 B \$3,149 COL/C \$3,343 D \$3,593 E \$3,843 F \$4,231 G \$4,648 H \$5,092 I \$5,786 J \$6,620 L1 \$4,953 L2 \$5,509
		Overall	34 ½	36	29 ¼		
		Seat	22 ½	25	17 ¼		
		Arm			27		
		Upholstery		Shipping			
		COM Ydg	6	Ctn Wt	70		
		COL Sq Ft	120	Cu Ft	23		

Description	① Model	Specifications				List Price Per Grade	
Single Seat Rocker with Headrest 	INS3536-38 · maple frame standard · walnut or white oak legs available, specify and add \$723 list	Dimensions		D	W	H	COM \$3,309 A \$3,370 B \$3,490 COL/C \$3,700 D \$3,972 E \$4,243 F \$4,664 G \$5,115 H \$5,596 I \$6,348 J \$7,250 L1 \$5,445 L2 \$6,047
		Overall	34 ½	36	38		
		Seat	22 ½	25	17 ¼		
		Arm			27		
		Upholstery		Shipping			
		COM Ydg	6 ½	Ctn Wt	80		
		COL Sq Ft	130	Cu Ft	32		

NOW!
 Need it.
 JSI Quickship

When ordering Quickship products, place a "Q" in front of model number.
 Example: QINS3236-29

Description	Model	Specifications				List Price Per Grade	
		Dimensions	D	W	H	COM	
Single Seat 	INS3236-29 · maple frame standard · walnut or white oak frame available, specify and add \$362 list	Overall	31 1/2	36	29 1/4	COM	\$2,766
		Seat	22 1/2	25	17 1/4	COL/C	\$3,128
		Arm			27	D	\$3,378
		Upholstery		Shipping		E	\$3,628
		COM Ydg	6	Ctn Wt	68	F	\$4,016
		COL Sq Ft	120	Cu Ft	24	G	\$4,433
						H	\$4,877
						I	\$5,571
						J	\$6,404
						L1	\$4,737
						L2	\$5,293

Description	Model	Specifications				List Price Per Grade	
		Dimensions	D	W	H	COM	
Single Seat with Headrest 	INS3236-38 · maple frame standard · walnut or white oak frame available, specify and add \$362 list	Overall	32 1/2	36	38	COM	\$3,100
		Seat	22 1/2	25	17 1/4	COL/C	\$3,491
		Arm			27	D	\$3,763
		Upholstery		Shipping		E	\$4,034
		COM Ydg	6 1/2	Ctn Wt	78	F	\$4,455
		COL Sq Ft	130	Cu Ft	31	G	\$4,906
						H	\$5,387
						I	\$6,140
						J	\$7,042
						L1	\$5,236
						L2	\$5,838

To Order, Specify:

- 1 Model Number
- 2 Wood Species:
 - a.) STANDARD Maple (M)
 - b.) PREMIUM Walnut (W) - upcharge applies
 - c.) PREMIUM White Oak (WK1) - upcharge applies
- 3 Finish
 - a.) Maple Finish
 - b.) Walnut Finish
 - c.) White Oak Finish
- 4 Fabric Selection - vendor, pattern and color
- 5 Optional Power Centers, see page 369
- 6 Optional Arm Mounted Knob, add \$110 list each and indicate left or right arm (as seated), see page 369
- 7 Optional Arm Mounted Pouch, add \$273 list each and indicate left or right arm (as seated), see page 369
- 8 Optional Rubber Cushion Nylon Glides - no upcharge

Note: EC32 power and pouch cannot be specified on the same arm

Note: Walnut and White Oak Solid hardwoods are PREMIUM materials and upcharges apply. Associated upcharges are located in bullet points under units where applicable.

3 Wood Finish/Color Options:

- Maple**
- CAG Aged Ash Coordinate
 - CAL Ale Light Coordinate
 - ALM Ale Medium
 - AUB Auburn
 - BRL Barley
 - CBE Blonde Echo Coordinate
 - CBO Bourbon Light Coordinate
 - BBM Bourbon Medium
 - CBZ Brazilwood Coordinate
 - CBG Brighton Light Coordinate
 - BRM Brighton Medium
 - BUT Butterscotch
 - CIN Cinnamon
 - CLA Classic
 - CCF Coffee Coordinate
 - CLL Collectors
 - CCR Cremello Coordinate
 - EAR Earthy
 - ESP Espresso
 - FLX Flax
 - CFL Florence Walnut Coordinate

Paint Color - Add \$38 list per item

- BKD Backdrop
- BFX Black Fox
- BWH Bright White
- CGP Cargo Pants
- CHT Chatroom
- DSY Daisy
- DRG Daring
- DYN Dynamo
- ENG Enigma
- FRR French Roast
- GBY Georgian Bay

- CFO Fossil Coordinate
- CGR Graphite Coordinate
- HRV Harvest
- CHL High Line Coordinate
- CKC Khaki Coordinate
- LGC Legacy
- MCH Mocha
- NTO Night Owl
- COA Oatmeal Cookie Coordinate
- CPI Pinnacle Walnut Coordinate
- PRL Praline
- SAF Saffron
- SIE Sienna
- CST Studio Teak Coordinate
- TOF Toffee
- TRF Truffle
- VEN Venetian
- CVI Vintage Coordinate
- CWH Walnut Heights Coordinate
- CWE Weathered Ash Coordinate

- GRV Greek Villa
- GLF Gulf Stream
- HTB Heartthrob
- NET Network Gray
- NWH Nonchalant White
- PAR Paradise
- QXP Quixotic Plum
- RBZ Relic Bronze
- SND Sandbank
- STM Storm
- TRC Tricorn Black

Walnut

- AUB Auburn
- ESP Espresso
- MCH Mocha
- NTO Night Owl

White Oak

- ACR Acorn
- BUF Buff
- BUR Burlap
- CHE Chestnut
- INK Inkwell

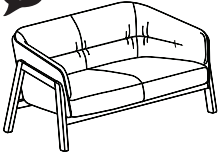
- SIE Sienna
- TOF Toffee
- TRF Truffle

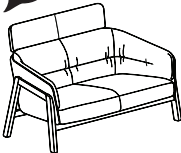
- POR Porter
- RYE Rye
- SAD Saddle
- WVO Whitewash

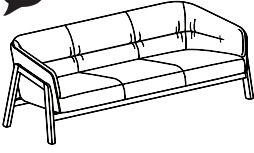
4 See a selection of graded in fabric manufacturers and patterns on pages 20-28. Contact Customer Service for additional fabric options.

Specifications

- Inner and outer back frame molded plywood.
- Back has 4 1/4" tapered high density high resilience polyurethane foam.
- Arm has 1 1/2" multi-density high resilience polyurethane foam.
- Seat frame is puzzle jointed plywood construction.
- Seat has synthetic sheet webbing and 5" multi-density high resilience polyurethane foam.
- Seat has 1/2" dacron over wrap for upholstery detailing.
- Solid hardwood frame.
- Mortise and tenon construction with corner blocks, glue and screws.
- Standard with rubber cushion metal glides on leg models.

Description	① Model	Specifications	List Price Per Grade																												
Two Seat 	INS3262-29 · maple frame standard · walnut or white oak frame available, specify and add \$501 list	<table border="1"> <thead> <tr> <th>Dimensions</th> <th>D</th> <th>W</th> <th>H</th> </tr> </thead> <tbody> <tr> <td>Overall</td> <td>31 ½</td> <td>62</td> <td>29 ¼</td> </tr> <tr> <td>Seat</td> <td>22 ½</td> <td>51</td> <td>17 ¼</td> </tr> <tr> <td>Arm</td> <td></td> <td></td> <td>27</td> </tr> <tr> <th colspan="2">Upholstery</th> <th colspan="2">Shipping</th> </tr> <tr> <td>COM Ydg</td> <td>8</td> <td>Ctn Wt</td> <td>107</td> </tr> <tr> <td>COL Sq Ft</td> <td>160</td> <td>Cu Ft</td> <td>39</td> </tr> </tbody> </table>	Dimensions	D	W	H	Overall	31 ½	62	29 ¼	Seat	22 ½	51	17 ¼	Arm			27	Upholstery		Shipping		COM Ydg	8	Ctn Wt	107	COL Sq Ft	160	Cu Ft	39	COM \$3,853 A \$3,928 B \$4,076 COL/C \$4,335 D \$4,669 E \$5,002 F \$5,520 G \$6,075 H \$6,668 I \$7,593 J \$8,704 L1 \$6,482 L2 \$7,223
		Dimensions	D	W	H																										
Overall	31 ½	62	29 ¼																												
Seat	22 ½	51	17 ¼																												
Arm			27																												
Upholstery		Shipping																													
COM Ydg	8	Ctn Wt	107																												
COL Sq Ft	160	Cu Ft	39																												


Two Seat with Headrest 	INS3262-38 · maple frame standard · walnut or white oak frame available, specify and add \$501 list	<table border="1"> <thead> <tr> <th>Dimensions</th> <th>D</th> <th>W</th> <th>H</th> </tr> </thead> <tbody> <tr> <td>Overall</td> <td>32 ½</td> <td>62</td> <td>38</td> </tr> <tr> <td>Seat</td> <td>22 ½</td> <td>51</td> <td>17 ¼</td> </tr> <tr> <td>Arm</td> <td></td> <td></td> <td>27</td> </tr> <tr> <th colspan="2">Upholstery</th> <th colspan="2">Shipping</th> </tr> <tr> <td>COM Ydg</td> <td>9 ½</td> <td>Ctn Wt</td> <td>127</td> </tr> <tr> <td>COL Sq Ft</td> <td>190</td> <td>Cu Ft</td> <td>50</td> </tr> </tbody> </table>	Dimensions	D	W	H	Overall	32 ½	62	38	Seat	22 ½	51	17 ¼	Arm			27	Upholstery		Shipping		COM Ydg	9 ½	Ctn Wt	127	COL Sq Ft	190	Cu Ft	50	COM \$4,377 A \$4,465 B \$4,641 COL/C \$4,950 D \$5,345 E \$5,741 F \$6,356 G \$7,015 H \$7,719 I \$8,818 J \$10,137 L1 \$7,499 L2 \$8,378
		Dimensions	D	W	H																										
Overall	32 ½	62	38																												
Seat	22 ½	51	17 ¼																												
Arm			27																												
Upholstery		Shipping																													
COM Ydg	9 ½	Ctn Wt	127																												
COL Sq Ft	190	Cu Ft	50																												

Three Seat 	INS3288-29 · maple frame standard · walnut or white oak frame available, specify and add \$613 list	<table border="1"> <thead> <tr> <th>Dimensions</th> <th>D</th> <th>W</th> <th>H</th> </tr> </thead> <tbody> <tr> <td>Overall</td> <td>31 ½</td> <td>88</td> <td>29 ¼</td> </tr> <tr> <td>Seat</td> <td>22 ½</td> <td>77</td> <td>17 ¼</td> </tr> <tr> <td>Arm</td> <td></td> <td></td> <td>27</td> </tr> <tr> <th colspan="2">Upholstery</th> <th colspan="2">Shipping</th> </tr> <tr> <td>COM Ydg</td> <td>10 ¾</td> <td>Ctn Wt</td> <td>145</td> </tr> <tr> <td>COL Sq Ft</td> <td>215</td> <td>Cu Ft</td> <td>55</td> </tr> </tbody> </table>	Dimensions	D	W	H	Overall	31 ½	88	29 ¼	Seat	22 ½	77	17 ¼	Arm			27	Upholstery		Shipping		COM Ydg	10 ¾	Ctn Wt	145	COL Sq Ft	215	Cu Ft	55	COM \$4,670 A \$4,770 B \$4,970 COL/C \$5,318 D \$5,765 E \$6,213 F \$6,910 G \$7,656 H \$8,452 I \$9,696 J \$11,188 L1 \$8,203 L2 \$9,198
		Dimensions	D	W	H																										
Overall	31 ½	88	29 ¼																												
Seat	22 ½	77	17 ¼																												
Arm			27																												
Upholstery		Shipping																													
COM Ydg	10 ¾	Ctn Wt	145																												
COL Sq Ft	215	Cu Ft	55																												

NOW!
 Need it.
 JSI Quickship

When ordering Quickship products, place a "Q" in front of model number.
 Example: QINS3236-29

Specification information shown at right.

Description	1 Model	Specifications			List Price Per Grade																							
Three Seat with Headrest 	INS3288-38 · maple frame standard · walnut or white oak frame available, specify and add \$613 list	<table border="1"> <thead> <tr> <th>Dimensions</th> <th>D</th> <th>W</th> <th>H</th> </tr> </thead> <tbody> <tr> <td>Overall</td> <td>32 ½</td> <td>88</td> <td>38</td> </tr> <tr> <td>Seat</td> <td>22 ½</td> <td>77</td> <td>17 ¼</td> </tr> <tr> <td>Arm</td> <td></td> <td></td> <td>27</td> </tr> </tbody> </table>			Dimensions	D	W	H	Overall	32 ½	88	38	Seat	22 ½	77	17 ¼	Arm			27	<table border="1"> <thead> <tr> <th>Upholstery</th> <th>Shipping</th> </tr> </thead> <tbody> <tr> <td>COM Ydg</td> <td>13 Ctn Wt 175</td> </tr> <tr> <td>COL Sq Ft</td> <td>260 Cu Ft 71</td> </tr> </tbody> </table>		Upholstery	Shipping	COM Ydg	13 Ctn Wt 175	COL Sq Ft	260 Cu Ft 71
		Dimensions	D	W	H																							
Overall	32 ½	88	38																									
Seat	22 ½	77	17 ¼																									
Arm			27																									
Upholstery	Shipping																											
COM Ydg	13 Ctn Wt 175																											
COL Sq Ft	260 Cu Ft 71																											
				COM	\$5,334																							
				A	\$5,455																							
				B	\$5,695																							
				COL/C	\$6,116																							
				D	\$6,659																							
				E	\$7,200																							
				F	\$8,042																							
				G	\$8,945																							
				H	\$9,907																							
				I	\$11,411																							
				J	\$13,216																							
				L1	\$9,606																							
				L2	\$10,809																							

To Order, Specify:

- 1 Model Number
- 2 Wood Species:
 - a.) STANDARD Maple (M)
 - b.) PREMIUM Walnut (W) - upcharge applies
 - c.) PREMIUM White Oak (WK1) - upcharge applies
- 3 Finish
 - a.) Maple Finish
 - b.) Walnut Finish
 - c.) White Oak Finish
- 4 Fabric Selection - vendor, pattern and color
- 5 Optional Power Centers, see page 369
- 6 Optional Arm Mounted Knob, add \$110 list each and indicate left or right arm (as seated), see page 369
- 7 Optional Arm Mounted Pouch, add \$273 list each and indicate left or right arm (as seated), see page 369
- 6 Optional Rubber Cushion Nylon Glides - no upcharge

Note: EC32 power and pouch cannot be specified on the same arm

Note: Walnut and White Oak Solid hardwoods are PREMIUM materials and upcharges apply. Associated upcharges are located in bullet points under units where applicable.

3 Wood Finish/Color Options:

Maple		
CAG	Aged Ash Coordinate	CFO
CAL	Ale Light Coordinate	CGR
ALM	Ale Medium	HRV
AUB	Auburn	CHL
BRL	Barley	CKC
CBE	Blonde Echo Coordinate	LGC
CBO	Bourbon Light Coordinate	MCH
BBM	Bourbon Medium	NTO
CBZ	Brazilwood Coordinate	COA
CBG	Brighton Light Coordinate	CPI
BRM	Brighton Medium	PRL
BUT	Butterscotch	SAF
CIN	Cinnamon	SIE
CLA	Classic	CST
CCF	Coffee Coordinate	TOF
CLL	Collectors	TRF
CCR	Cremello Coordinate	VEN
EAR	Earthy	CVI
ESP	Espresso	CWH
FLX	Flax	CWE
CFL	Florence Walnut Coordinate	

Paint Color - Add \$38 list per item

BKD	Backdrop	GRV	Greek Villa
BFX	Black Fox	GLF	Gulf Stream
BWH	Bright White	HTB	Hearthrob
CGP	Cargo Pants	NET	Network Gray
CHT	Chatroom	NWH	Nonchalant White
DSY	Daisy	PAR	Paradise
DRG	Daring	QXP	Quixotic Plum
DYN	Dynamo	RBZ	Relic Bronze
ENG	Enigma	SND	Sandbank
FRR	French Roast	STM	Storm
GBY	Georgian Bay	TRC	Tricorn Black

Walnut

AUB	Auburn	SIE	Sienna
ESP	Espresso	TOF	Toffee
MCH	Mocha	TRF	Truffle
NTO	Night Owl		



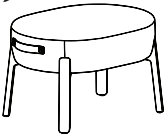
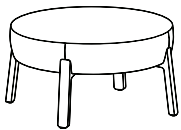
White Oak

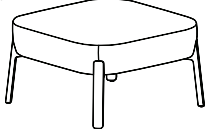
ACR	Acorn	POR	Porter
BUF	Buff	RYE	Rye
BUR	Burlap	SAD	Saddle
CHE	Chestnut	WWO	Whitewash
INK	Inkwell		

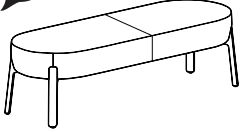
4 See a selection of graded in fabric manufacturers and patterns on pages 20-28. Contact Customer Service for additional fabric options.

Specifications

- Inner and outer back frame molded plywood.
- Back has 4 ¼" tapered high density high resilience polyurethane foam.
- Arm has 1 ½" multi-density high resilience polyurethane foam.
- Seat frame is puzzle jointed plywood construction.
- Seat has synthetic sheet webbing and 5" multi-density high resilience polyurethane foam.
- Seat has ½" dacron over wrap for upholstery detailing.
- Solid hardwood frame.
- Mortise and tenon construction with corner blocks, glue and screws.
- Standard with rubber cushion metal glides on leg models.

Description	① Model	Specifications	List Price Per Grade																				
Round Ottoman 	INO1717-17RDO · two leather handles · maple legs standard · walnut or white oak legs available, specify and add \$84 list	<table border="1"> <thead> <tr> <th>Dimensions</th> <th>D</th> <th>W</th> <th>H</th> </tr> </thead> <tbody> <tr> <td>Overall</td> <td>17</td> <td>17</td> <td>16½</td> </tr> <tr> <th colspan="2">Upholstery</th> <th colspan="2">Shipping</th> </tr> <tr> <td>COM Ydg</td> <td>¾</td> <td>Ctn Wt</td> <td>17</td> </tr> <tr> <td>COL Sq Ft</td> <td>14</td> <td>Cu Ft</td> <td>4</td> </tr> </tbody> </table>	Dimensions	D	W	H	Overall	17	17	16½	Upholstery		Shipping		COM Ydg	¾	Ctn Wt	17	COL Sq Ft	14	Cu Ft	4	COM \$1,140 A \$1,147 B \$1,161 COL/C \$1,185 D \$1,217 E \$1,249 F \$1,297 G \$1,349 H \$1,405 I \$1,491 J \$1,596 L1 \$1,359 L2 \$1,422
Dimensions	D	W	H																				
Overall	17	17	16½																				
Upholstery		Shipping																					
COM Ydg	¾	Ctn Wt	17																				
COL Sq Ft	14	Cu Ft	4																				
Oval Ottoman 	INO1319-17OVO · two leather handles · maple legs standard · walnut or white oak legs available, specify and add \$84 list	<table border="1"> <thead> <tr> <th>Dimensions</th> <th>D</th> <th>W</th> <th>H</th> </tr> </thead> <tbody> <tr> <td>Overall</td> <td>13</td> <td>19</td> <td>16½</td> </tr> <tr> <th colspan="2">Upholstery</th> <th colspan="2">Shipping</th> </tr> <tr> <td>COM Ydg</td> <td>¾</td> <td>Ctn Wt</td> <td>16</td> </tr> <tr> <td>COL Sq Ft</td> <td>14</td> <td>Cu Ft</td> <td>4</td> </tr> </tbody> </table>	Dimensions	D	W	H	Overall	13	19	16½	Upholstery		Shipping		COM Ydg	¾	Ctn Wt	16	COL Sq Ft	14	Cu Ft	4	COM \$1,141 A \$1,148 B \$1,162 COL/C \$1,186 D \$1,218 E \$1,250 F \$1,298 G \$1,350 H \$1,406 I \$1,492 J \$1,597 L1 \$1,360 L2 \$1,423
Dimensions	D	W	H																				
Overall	13	19	16½																				
Upholstery		Shipping																					
COM Ydg	¾	Ctn Wt	16																				
COL Sq Ft	14	Cu Ft	4																				
Oval Ottoman 	INO1925-17OVO · two leather handles · maple legs standard · walnut or white oak legs available, specify and add \$84 list	<table border="1"> <thead> <tr> <th>Dimensions</th> <th>D</th> <th>W</th> <th>H</th> </tr> </thead> <tbody> <tr> <td>Overall</td> <td>19</td> <td>25</td> <td>16½</td> </tr> <tr> <th colspan="2">Upholstery</th> <th colspan="2">Shipping</th> </tr> <tr> <td>COM Ydg</td> <td>1</td> <td>Ctn Wt</td> <td>25</td> </tr> <tr> <td>COL Sq Ft</td> <td>18</td> <td>Cu Ft</td> <td>6</td> </tr> </tbody> </table>	Dimensions	D	W	H	Overall	19	25	16½	Upholstery		Shipping		COM Ydg	1	Ctn Wt	25	COL Sq Ft	18	Cu Ft	6	COM \$1,240 A \$1,250 B \$1,269 COL/C \$1,301 D \$1,342 E \$1,385 F \$1,449 G \$1,519 H \$1,592 I \$1,709 J \$1,847 L1 \$1,532 L2 \$1,616
Dimensions	D	W	H																				
Overall	19	25	16½																				
Upholstery		Shipping																					
COM Ydg	1	Ctn Wt	25																				
COL Sq Ft	18	Cu Ft	6																				
Round Ottoman 	INO2727-17RDO · maple legs standard · walnut or white oak legs available, specify and add \$84 list	<table border="1"> <thead> <tr> <th>Dimensions</th> <th>D</th> <th>W</th> <th>H</th> </tr> </thead> <tbody> <tr> <td>Overall</td> <td>27</td> <td>27</td> <td>16½</td> </tr> <tr> <th colspan="2">Upholstery</th> <th colspan="2">Shipping</th> </tr> <tr> <td>COM Ydg</td> <td>1¼</td> <td>Ctn Wt</td> <td>38</td> </tr> <tr> <td>COL Sq Ft</td> <td>23</td> <td>Cu Ft</td> <td>10</td> </tr> </tbody> </table>	Dimensions	D	W	H	Overall	27	27	16½	Upholstery		Shipping		COM Ydg	1¼	Ctn Wt	38	COL Sq Ft	23	Cu Ft	10	COM \$1,405 A \$1,417 B \$1,440 COL/C \$1,481 D \$1,532 E \$1,585 F \$1,665 G \$1,753 H \$1,845 I \$1,989 J \$2,163 L1 \$1,770 L2 \$1,874
Dimensions	D	W	H																				
Overall	27	27	16½																				
Upholstery		Shipping																					
COM Ydg	1¼	Ctn Wt	38																				
COL Sq Ft	23	Cu Ft	10																				

Description	1 Model	Specifications				List Price Per Grade		
Square Ottoman 	IN02727-17SQO · maple legs standard · walnut or white oak legs available, specify and add \$84 list	Dimensions		D	W	H	COM \$1,425	
		Overall		27	27	16½	A	\$1,440
		Upholstery		Shipping			B	\$1,467
		COM Ydg	1½	Ctn Wt	38	COL/C	\$1,515	
		COL Sq Ft	27	Cu Ft	10	D	\$1,578	
				E	\$1,641			
				F	\$1,738			
				G	\$1,841			
				H	\$1,953			
				I	\$2,126			
				J	\$2,335			
				L1	\$1,863			
				L2	\$1,988			

Description	1 Model	Specifications				List Price Per Grade		
Oval Ottoman 	IN01955-17OVO · maple legs standard · walnut or white oak legs available, specify and add \$84 list	Dimensions		D	W	H	COM \$1,720	
		Overall		19	55	16½	A	\$1,739
		Upholstery		Shipping			B	\$1,776
		COM Ydg	2	Ctn Wt	53	COL/C	\$1,841	
		COL Sq Ft	36	Cu Ft	13	D	\$1,925	
				E	\$2,008			
				F	\$2,137			
				G	\$2,276			
				H	\$2,424			
				I	\$2,656			
				J	\$2,933			
				L1	\$2,304			
				L2	\$2,470			

NOW!
Need it.
JSI Quickship

When ordering Quickship products, place a "Q" in front of model number.
Example: QINS3236-29

To Order, Specify:

- 1 Model Number
- 2 Wood Species:
 - a.) STANDARD Maple (M)
 - b.) PREMIUM Walnut (W) - upcharge applies
 - c.) PREMIUM White Oak (WK1) - upcharge applies
- 3 Finish
 - a.) Maple Finish
 - b.) Walnut Finish
 - c.) White Oak Finish
- 4 Fabric Selection - vendor, pattern and color
- 5 Optional Power Centers, see page 369
- 6 Optional Arm Mounted Knob, add \$110 list each and indicate left or right arm (as seated), see page 369
- 7 Optional Arm Mounted Pouch, add \$273 list each and indicate left or right arm (as seated), see page 369
- 8 Optional Rubber Cushion Nylon Glides - no upcharge

Note: EC32 power and pouch cannot be specified on the same arm

Note: Walnut and White Oak Solid hardwoods are PREMIUM materials and upcharges apply. Associated upcharges are located in bullet points under units where applicable.

3 Wood Finish/Color Options:

- Maple**
- CAG Aged Ash Coordinate
 - CAL Ale Light Coordinate
 - ALM Ale Medium
 - AUB Auburn
 - BRL Barley
 - CBE Blonde Echo Coordinate
 - CBO Bourbon Light Coordinate
 - BBM Bourbon Medium
 - CBZ Brazilwood Coordinate
 - CBG Brighton Light Coordinate
 - BRM Brighton Medium
 - BUT Butterscotch
 - CIN Cinnamon
 - CLA Classic
 - CCF Coffee Coordinate
 - CLL Collectors
 - CCR Cremello Coordinate
 - EAR Earthy
 - ESP Espresso
 - FLX Flax
 - CFL Florence Walnut Coordinate

Paint Color - Add \$38 list per item

- BKD Backdrop
- BFX Black Fox
- BWH Bright White
- CGP Cargo Pants
- CHT Chatroom
- DSY Daisy
- DRG Daring
- DYN Dynamo
- ENG Enigma
- FRR French Roast
- GBY Georgian Bay

- CFO Fossil Coordinate
- CGR Graphite Coordinate
- HRV Harvest
- CHL High Line Coordinate
- CKC Khaki Coordinate
- LGC Legacy
- MCH Mocha
- NTO Night Owl
- COA Oatmeal Cookie Coordinate
- CPI Pinnacle Walnut Coordinate
- PRL Praline
- SAF Saffron
- SIE Sienna
- CST Studio Teak Coordinate
- TOF Toffee
- TRF Truffle
- VEN Venetian
- CVI Vintage Coordinate
- CWH Walnut Heights Coordinate
- CWE Weathered Ash Coordinate

Walnut

- AUB Auburn
- ESP Espresso
- MCH Mocha
- NTO Night Owl

- SIE Sienna
- TOF Toffee
- TRF Truffle


White Oak


- ACR Acorn
- BUF Buff
- BUR Burlap
- CHE Chestnut
- INK Inkwell
- POR Porter
- RYE Rye
- SAD Saddle
- WWO Whitewash


4 See a selection of graded in fabric manufacturers and patterns on pages 20-28. Contact Customer Service for additional fabric options.

Specifications

- Inner and outer back frame molded plywood.
- Back has ¼" tapered high density high resilience polyurethane foam.
- Arm has 1½" multi-density high resilience polyurethane foam.
- Seat frame is puzzle jointed plywood construction.
- Seat has synthetic sheet webbing and 5" multi-density high resilience polyurethane foam.
- Seat has ½" dacron over wrap for upholstery detailing.
- Solid hardwood frame.
- Mortise and tenon construction with corner blocks, glue and screws.
- Standard with rubber cushion metal glides on leg models.

Description	① Model	Specifications	List Price Per Grade																								
Single Seat Mini Low Lounge 	INS3119-25 · maple legs standard · walnut or white oak frame available, specify and add \$296 list	<table border="1"> <thead> <tr> <th>Dimensions</th> <th>D</th> <th>W</th> <th>H</th> </tr> </thead> <tbody> <tr> <td>Overall</td> <td>31</td> <td>19</td> <td>25</td> </tr> <tr> <td>Seat</td> <td>18</td> <td>19</td> <td>14 ½</td> </tr> <tr> <th colspan="2">Upholstery</th> <th colspan="2">Shipping</th> </tr> <tr> <td>COM Ydg</td> <td>2</td> <td>Ctn Wt</td> <td>39</td> </tr> <tr> <td>COL Sq Ft</td> <td>42</td> <td>Cu Ft</td> <td>18</td> </tr> </tbody> </table>	Dimensions	D	W	H	Overall	31	19	25	Seat	18	19	14 ½	Upholstery		Shipping		COM Ydg	2	Ctn Wt	39	COL Sq Ft	42	Cu Ft	18	COM \$1,378 A \$1,397 B \$1,434 COL/C \$1,500 D \$1,583 E \$1,666 F \$1,795 G \$1,934 H \$2,082 I \$2,314 J \$2,592 L1 \$2,036 L2 \$2,221
Dimensions	D	W	H																								
Overall	31	19	25																								
Seat	18	19	14 ½																								
Upholstery		Shipping																									
COM Ydg	2	Ctn Wt	39																								
COL Sq Ft	42	Cu Ft	18																								

Single Seat Low Lounge 	INS3627-27 · maple frame standard · walnut or white oak frame available, specify and add \$296 list	<table border="1"> <thead> <tr> <th>Dimensions</th> <th>D</th> <th>W</th> <th>H</th> </tr> </thead> <tbody> <tr> <td>Overall</td> <td>36</td> <td>27</td> <td>27</td> </tr> <tr> <td>Seat</td> <td>23</td> <td>27</td> <td>14 ½</td> </tr> <tr> <th colspan="2">Upholstery</th> <th colspan="2">Shipping</th> </tr> <tr> <td>COM Ydg</td> <td>3 ¾</td> <td>Ctn Wt</td> <td>52</td> </tr> <tr> <td>COL Sq Ft</td> <td>90</td> <td>Cu Ft</td> <td>19</td> </tr> </tbody> </table>	Dimensions	D	W	H	Overall	36	27	27	Seat	23	27	14 ½	Upholstery		Shipping		COM Ydg	3 ¾	Ctn Wt	52	COL Sq Ft	90	Cu Ft	19	COM \$1,762 A \$1,798 B \$1,867 COL/C \$1,989 D \$2,145 E \$2,301 F \$2,544 G \$2,805 H \$3,082 I \$3,516 J \$4,037 L1 \$3,273 L2 \$3,690
Dimensions	D	W	H																								
Overall	36	27	27																								
Seat	23	27	14 ½																								
Upholstery		Shipping																									
COM Ydg	3 ¾	Ctn Wt	52																								
COL Sq Ft	90	Cu Ft	19																								

Two Seat Low Lounge 	INS3653-27 · maple frame standard · walnut or white oak frame available, specify and add \$390 list	<table border="1"> <thead> <tr> <th>Dimensions</th> <th>D</th> <th>W</th> <th>H</th> </tr> </thead> <tbody> <tr> <td>Overall</td> <td>36</td> <td>53</td> <td>27</td> </tr> <tr> <td>Seat</td> <td>23</td> <td>53</td> <td>14 ½</td> </tr> <tr> <th colspan="2">Upholstery</th> <th colspan="2">Shipping</th> </tr> <tr> <td>COM Ydg</td> <td>7</td> <td>Ctn Wt</td> <td>107</td> </tr> <tr> <td>COL Sq Ft</td> <td>168</td> <td>Cu Ft</td> <td>35</td> </tr> </tbody> </table>	Dimensions	D	W	H	Overall	36	53	27	Seat	23	53	14 ½	Upholstery		Shipping		COM Ydg	7	Ctn Wt	107	COL Sq Ft	168	Cu Ft	35	COM \$2,840 A \$2,905 B \$3,035 COL/C \$3,262 D \$3,553 E \$3,845 F \$4,299 G \$4,784 H \$5,303 I \$6,112 J \$7,084 L1 \$5,658 L2 \$6,436
Dimensions	D	W	H																								
Overall	36	53	27																								
Seat	23	53	14 ½																								
Upholstery		Shipping																									
COM Ydg	7	Ctn Wt	107																								
COL Sq Ft	168	Cu Ft	35																								


Need it.
JSI Quickship

When ordering Quickship products, place a "Q" in front of model number.
 Example: QINS3236-29

Description

Two Seat Elbow Low Lounge

NEW!



1 Model

INS4458-27

- maple frame standard
- walnut or white oak frame available, specify and add \$501 list

Specifications

Dimensions	D	W	H
Overall	44 1/2	58 1/2	27
Seat	23	53	14 1/2
Upholstery		Shipping	
COM Ydg	7	Ctn Wt	118
COL Sq Ft	168	Cu Ft	47

List Price Per Grade

COM	\$3,621
A	\$3,687
B	\$3,816
COL/C	\$4,043
D	\$4,334
E	\$4,627
F	\$5,080
G	\$5,566
H	\$6,085
I	\$6,894
J	\$7,866
L1	\$6,440
L2	\$7,218

To Order, Specify:

- 1 Model Number
- 2 Wood Species:
 - a.) STANDARD Maple (M)
 - b.) PREMIUM Walnut (W) - upcharge applies
 - c.) PREMIUM White Oak (WK1) - upcharge applies
- 3 Finish
 - a.) Maple Finish
 - b.) Walnut Finish
 - c.) White Oak Finish
- 4 Fabric Selection - vendor, pattern and color
- 5 Optional Power Centers, see page 369
- 6 Optional Rubber Cushion Nylon Glides - no upcharge

3 Wood Finish/Color Options:

Maple	
CAG	Aged Ash Coordinate
CAL	Ale Light Coordinate
ALM	Ale Medium
AUB	Auburn
BRL	Barley
CBE	Blonde Echo Coordinate
CBO	Bourbon Light Coordinate
BBM	Bourbon Medium
CBZ	Brazilwood Coordinate
CBG	Brighton Light Coordinate
BRM	Brighton Medium
BUT	Butterscotch
CIN	Cinnamon
CLA	Classic
CCF	Coffee Coordinate
CLL	Collectors
CCR	Cremello Coordinate
EAR	Earthy
ESP	Espresso
FLX	Flax
CFL	Florence Walnut Coordinate

Paint Color - Add \$38 list per item

BKD	Backdrop
BFX	Black Fox
BWH	Bright White
CGP	Cargo Pants
CHT	Chatroom
DSY	Daisy
DRG	Daring
DYN	Dynamo
ENG	Enigma
FRR	French Roast
GBY	Georgian Bay

CFO	Fossil Coordinate
CGR	Graphite Coordinate
HRV	Harvest
CHL	High Line Coordinate
CKC	Khaki Coordinate
LGC	Legacy
MCH	Mocha
NTO	Night Owl
COA	Oatmeal Cookie Coordinate
CPI	Pinnacle Walnut Coordinate
PRL	Praline
SAF	Saffron
SIE	Sienna
CST	Studio Teak Coordinate
TOF	Toffee
TRF	Truffle
VEN	Venetian
CVI	Vintage Coordinate
CWH	Walnut Heights Coordinate
CWE	Weathered Ash Coordinate

Walnut

AUB	Auburn
ESP	Espresso
MCH	Mocha
NTO	Night Owl

White Oak

ACR	Acorn
BUF	Buff
BUR	Burlap
CHE	Chestnut
INK	Inkwell

SIE	Sienna
TOF	Toffee
TRF	Truffle

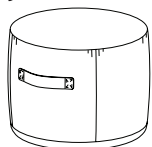
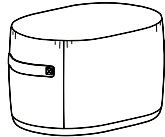
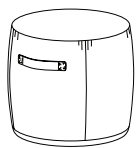
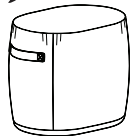
POR	Porter
RYE	Rye
SAD	Saddle
WVO	Whitewash

- 4 See a selection of graded in fabric manufacturers and patterns on pages 20-28. Contact Customer Service for additional fabric options.

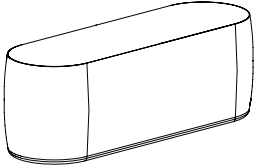
Specifications

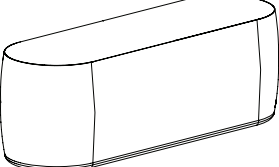
- Frame is puzzle jointed plywood construction.
- Back has synthetic sheet webbing and 5" high density high resilience polyurethane foam.
- Seat has synthetic sheet webbing and 7" multi-density high resilience polyurethane foam.
- Seat and back have 2" dacron over wrap for upholstery detailing.
- Solid hardwood frame.
- Mortise and tenon construction with corner blocks, glue and screws.
- Standard with rubber cushion metal glides.

Note: Walnut and White Oak Solid hardwoods are PREMIUM materials and upcharges apply. Associated upcharges are located in bullet points under units where applicable.

Description	① Model	Specifications	List Price Per Grade																				
Round Pouf 	INP1818-12RDP · two leather handles	<table border="1"> <thead> <tr> <th>Dimensions</th> <th>D</th> <th>W</th> <th>H</th> </tr> </thead> <tbody> <tr> <td>Overall</td> <td>18</td> <td>18</td> <td>12</td> </tr> <tr> <th colspan="2">Upholstery</th> <th colspan="2">Shipping</th> </tr> <tr> <td>COM Ydg</td> <td>1</td> <td>Ctn Wt</td> <td>22</td> </tr> <tr> <td>COL Sq Ft</td> <td>18</td> <td>Cu Ft</td> <td>3</td> </tr> </tbody> </table>	Dimensions	D	W	H	Overall	18	18	12	Upholstery		Shipping		COM Ydg	1	Ctn Wt	22	COL Sq Ft	18	Cu Ft	3	COM \$737 A \$746 B \$765 COL/C \$798 D \$839 E \$881 F \$946 G \$1,015 H \$1,089 I \$1,205 J \$1,344 L1 \$1,029 L2 \$1,112
Dimensions	D	W	H																				
Overall	18	18	12																				
Upholstery		Shipping																					
COM Ydg	1	Ctn Wt	22																				
COL Sq Ft	18	Cu Ft	3																				
Oval Pouf 	INP1319-120VP · two leather handles	<table border="1"> <thead> <tr> <th>Dimensions</th> <th>D</th> <th>W</th> <th>H</th> </tr> </thead> <tbody> <tr> <td>Overall</td> <td>13</td> <td>19</td> <td>12</td> </tr> <tr> <th colspan="2">Upholstery</th> <th colspan="2">Shipping</th> </tr> <tr> <td>COM Ydg</td> <td>1</td> <td>Ctn Wt</td> <td>19</td> </tr> <tr> <td>COL Sq Ft</td> <td>18</td> <td>Cu Ft</td> <td>3</td> </tr> </tbody> </table>	Dimensions	D	W	H	Overall	13	19	12	Upholstery		Shipping		COM Ydg	1	Ctn Wt	19	COL Sq Ft	18	Cu Ft	3	COM \$724 A \$734 B \$753 COL/C \$785 D \$827 E \$869 F \$933 G \$1,003 H \$1,077 I \$1,193 J \$1,331 L1 \$1,016 L2 \$1,100
Dimensions	D	W	H																				
Overall	13	19	12																				
Upholstery		Shipping																					
COM Ydg	1	Ctn Wt	19																				
COL Sq Ft	18	Cu Ft	3																				
Round Pouf 	INP1818-17RDP · two leather handles	<table border="1"> <thead> <tr> <th>Dimensions</th> <th>D</th> <th>W</th> <th>H</th> </tr> </thead> <tbody> <tr> <td>Overall</td> <td>18</td> <td>18</td> <td>16½</td> </tr> <tr> <th colspan="2">Upholstery</th> <th colspan="2">Shipping</th> </tr> <tr> <td>COM Ydg</td> <td>1¼</td> <td>Ctn Wt</td> <td>26</td> </tr> <tr> <td>COL Sq Ft</td> <td>23</td> <td>Cu Ft</td> <td>4</td> </tr> </tbody> </table>	Dimensions	D	W	H	Overall	18	18	16½	Upholstery		Shipping		COM Ydg	1¼	Ctn Wt	26	COL Sq Ft	23	Cu Ft	4	COM \$780 A \$793 B \$815 COL/C \$856 D \$908 E \$961 F \$1,041 G \$1,128 H \$1,220 I \$1,365 J \$1,539 L1 \$1,145 L2 \$1,250
Dimensions	D	W	H																				
Overall	18	18	16½																				
Upholstery		Shipping																					
COM Ydg	1¼	Ctn Wt	26																				
COL Sq Ft	23	Cu Ft	4																				
Oval Pouf 	INP1319-170VP · two leather handles	<table border="1"> <thead> <tr> <th>Dimensions</th> <th>D</th> <th>W</th> <th>H</th> </tr> </thead> <tbody> <tr> <td>Overall</td> <td>13</td> <td>19</td> <td>16½</td> </tr> <tr> <th colspan="2">Upholstery</th> <th colspan="2">Shipping</th> </tr> <tr> <td>COM Ydg</td> <td>1¼</td> <td>Ctn Wt</td> <td>23</td> </tr> <tr> <td>COL Sq Ft</td> <td>23</td> <td>Cu Ft</td> <td>4</td> </tr> </tbody> </table>	Dimensions	D	W	H	Overall	13	19	16½	Upholstery		Shipping		COM Ydg	1¼	Ctn Wt	23	COL Sq Ft	23	Cu Ft	4	COM \$752 A \$764 B \$786 COL/C \$828 D \$879 E \$932 F \$1,012 G \$1,100 H \$1,192 I \$1,336 J \$1,510 L1 \$1,117 L2 \$1,221
Dimensions	D	W	H																				
Overall	13	19	16½																				
Upholstery		Shipping																					
COM Ydg	1¼	Ctn Wt	23																				
COL Sq Ft	23	Cu Ft	4																				

INDIE

Description	1 Model	Specifications			List Price Per Grade		
Oval Bench 	INB1855-190VB	Dimensions			COM	\$1,704	
			D	W	H	A	\$1,733
		Overall	20	60	19	B	\$1,789
		Upholstery		Shipping		COL/C	\$1,886
		COM Ydg	3	Ctn Wt	109	D	\$2,010
				E	\$2,136		
				F	\$2,330		
				G	\$2,538		
				H	\$2,760		
				I	\$3,107		
				J	\$3,524		
				L1	\$2,691		
				L2	\$2,968		

Description	1 Model	Specifications			List Price Per Grade		
Oval Bench 	INB1860-190VB	Dimensions			COM	\$1,768	
			D	W	H	A	\$1,800
		Overall	20	66	19	B	\$1,866
		Upholstery		Shipping		COL/C	\$1,979
		COM Ydg	3 1/2	Ctn Wt	113	D	\$2,124
				E	\$2,271		
				F	\$2,498		
				G	\$2,740		
				H	\$3,000		
				I	\$3,404		
				J	\$3,890		
				L1	\$2,919		
				L2	\$3,243		

To Order, Specify:

- 1 Model Number
- 2 Wood Species - Birch (B)
- 3 Finish
- 4 Fabric Selection - vendor, pattern and color
- 5 Optional Rubber Cushion Nylon Glides - no upcharge

3 Wood Finish/Color Options:

ACR Acorn	CFO Fossil Coordinate
CAG Aged Ash Coordinate	CGR Graphite Coordinate
CAL Ale Light Coordinate	HRV Harvest
ALM Ale Medium	CHL High Line Coordinate
AUB Auburn	INK Inkwell
BRL Barley	CKC Khaki Coordinate
CBE Blonde Echo Coordinate	LGC Legacy
CBO Bourbon Light Coordinate	MCH Mocha
BBM Bourbon Medium	NTO Night Owl
CBZ Brazilwood Coordinate	COA Oatmeal Cook Coordinate
CBG Bright Light Coordinate	CPI Pinnacle Walnut Coordinate
BRM Brighton Medium	POR Porter
BUF Buff	PRL Praline
BUR Burlap	RYE Rye
BUT Butterscotch	SAD Saddle
CHE Chestnut	SAF Saffron
CIN Cinnamon	SIE Sienna
CLA Classic	CST Studio Teak Coordinate
CCF Coffee Coordinate	TOF Toffee
CLL Collectors	TRF Truffle
CCR Cremello Coordinate	VEN Venetian
EAR Earthy	CVI Vintage Coordinate
ESP Espresso	CWH Walnut Heights Coordinate
FLX Flax	CWE Weathered Ash Coordinate
CFL Florence Walnut Coordinate	WWO Whitewash

Paint Color - Add \$38 list per item

BKD Backdrop	GRV Greek Villa
BFX Black Fox	GLF Gulf Stream
BWH Bright White	HTB Heartthrob
CGP Cargo Pants	NET Network Gray
CHT Chatroom	NWH Nonchalant White
DSY Daisy	PAR Paradise
DRG Daring	QXP Quixotic Plum
DYN Dynamo	RBZ Relic Bronze
ENG Enigma	SND Sandbank
FRR French Roast	STM Storm
GBY Georgian Bay	TRC Tricorn Black

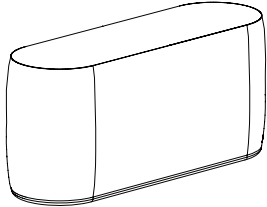
4 See a selection of graded in fabric manufacturers and patterns on pages 20-28. Contact Customer Service for additional fabric options.

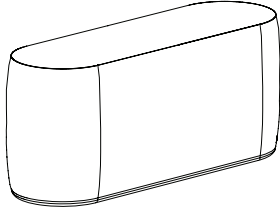
Specifications

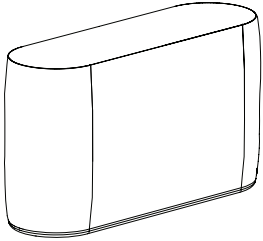
- Frame is puzzle jointed plywood construction.
- Seat has 5" high density high resilience polyurethane foam.
- Seat has 2" dacron over wrap for upholstery detailing.
- Solid birch plywood base.
- Standard with rubber cushion metal glides.
- Aniline dye leather handles with sewn reinforced gussets.

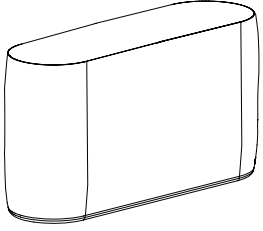
NOW!
Need it.
JSI Quickship

When ordering Quickship products, place a "Q" in front of model number.
Example: QINS3236-29

Description	① Model	Specifications				List Price Per Grade	
Oval Bench 	INB1855-250VB	Dimensions		D	W	H	COM \$1,839
		Overall		\$18	\$55	25	A \$1,872
		Upholstery		Shipping		B \$1,937	
		COM Ydg	3 1/2	Ctn Wt	124	COL/C \$2,050	
		COL Sq Ft	77	Cu Ft	17	D \$2,196	
					E \$2,343		
					F \$2,569		
					G \$2,812		
					H \$3,072		
					I \$3,476		
					J \$3,962		
					L1 \$2,990		
					L2 \$3,314		

Description	① Model	Specifications				List Price Per Grade	
Oval Bench 	INB1860-250VB	Dimensions		D	W	H	COM \$1,906
		Overall		\$18	\$60	25	A \$1,944
		Upholstery		Shipping		B \$2,018	
		COM Ydg	4	Ctn Wt	129	COL/C \$2,147	
		COL Sq Ft	92	Cu Ft	19	D \$2,314	
					E \$2,481		
					F \$2,739		
					G \$3,017		
					H \$3,313		
					I \$3,776		
					J \$4,331		
					L1 \$3,220		
					L2 \$3,591		

Description	1 Model	Specifications			List Price Per Grade		
Oval Bench 	INB1855-310VB	Dimensions	D	W	H	COM	\$2,136
		Overall	\$18	\$55	31	A	\$2,185
		Upholstery	Shipping		B	\$2,282	
		COM Ydg	5?1/4	Ctn Wt	143	COL/C	\$2,452
		COL Sq Ft	132	Cu Ft	21	D	\$2,671
						E	\$2,890
				F	\$3,230		
				G	\$3,595		
				H	\$3,983		
				I	\$4,591		
				J	\$5,320		
				L1	\$3,862		
				L2	\$4,347		

Description	1 Model	Specifications			List Price Per Grade		
Oval Bench 	INB1860-310VB	Dimensions	D	W	H	COM	\$2,160
		Overall	\$18	\$60	31	A	\$2,214
		Upholstery	Shipping		B	\$2,320	
		COM Ydg	5?3/4	Ctn Wt	148	COL/C	\$2,507
		COL Sq Ft	144	Cu Ft	23	D	\$2,747
						E	\$2,986
				F	\$3,359		
				G	\$3,757		
				H	\$4,184		
				I	\$4,848		
				J	\$5,647		
				L1	\$4,051		
				L2	\$4,582		

To Order, Specify:

- 1 Model Number
- 2 Wood Species - Birch (B)
- 3 Finish
- 4 Fabric Selection - vendor, pattern and color
- 5 Optional Rubber Cushion Nylon Glides - no upcharge

3 Wood Finish/Color Options:

ACR Acorn	CFO Fossil Coordinate
CAG Aged Ash Coordinate	CGR Graphite Coordinate
CAL Ale Light Coordinate	HRV Harvest
ALM Ale Medium	CHL High Line Coordinate
AUB Auburn	INK Inkwell
BRL Barley	CKC Khaki Coordinate
CBE Blonde Echo Coordinate	LGC Legacy
CBO Bourbon Light Coordinate	MCH Mocha
BBM Bourbon Medium	NTO Night Owl
CBZ Brazilwood Coordinate	COA Oatmeal Cook Coordinate
CBG Bright Light Coordinate	CPI Pinnacle Walnut Coordinate
BRM Brighton Medium	POR Porter
BUF Buff	PRL Praline
BUR Burlap	RYE Rye
BUT Butterscotch	SAD Saddle
CHE Chestnut	SAF Saffron
CIN Cinnamon	SIE Sienna
CLA Classic	CST Studio Teak Coordinate
CCF Coffee Coordinate	TOF Toffee
CLL Collectors	TRF Truffle
CCR Cremello Coordinate	VEN Venetian
EAR Earthy	CVI Vintage Coordinate
ESP Espresso	CWH Walnut Heights Coordinate
FLX Flax	CWE Weathered Ash Coordinate
CFL Florence Walnut Coordinate	WWO Whitewash

Paint Color - Add \$38 list per item

BKD Backdrop	GRV Greek Villa
BFX Black Fox	GLF Gulf Stream
BWH Bright White	HTB Heartthrob
CGP Cargo Pants	NET Network Gray
CHT Chatroom	NWH Nonchalant White
DSY Daisy	PAR Paradise
DRG Daring	QXP Quixotic Plum
DYN Dynamo	RBZ Relic Bronze
ENG Enigma	SND Sandbank
FRR French Roast	STM Storm
GBY Georgian Bay	TRC Tricorn Black

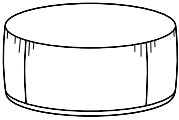
- 4 See a selection of graded in fabric manufacturers and patterns on pages 20-28. Contact Customer Service for additional fabric options.

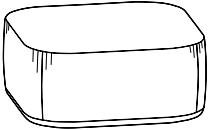
Specifications

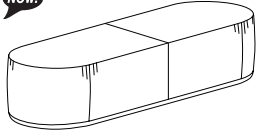
- Frame is puzzle jointed plywood construction.
- Seat has 5" high density high resilience polyurethane foam.
- Seat has 2" dacron over wrap for upholstery detailing.
- Solid birch plywood base.
- Standard with rubber cushion metal glides.
- Aniline dye leather handles with sewn reinforced gussets.

NOW!
Need it.
JSI Quickship

When ordering Quickship products, place a "Q" in front of model number.
Example: QINS3236-29

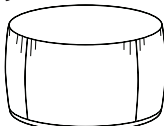
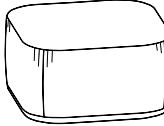
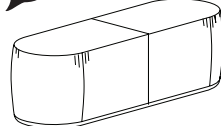
Description	① Model	Specifications				List Price Per Grade
Round Pouf 	INP2727-12RDP	Dimensions	D	W	H	COM \$1,101
		Overall	27	27	12	A \$1,116
		Upholstery	Shipping			B \$1,143
		COM Ydg	1 ½	Ctn Wt	52	COL/C \$1,192
		COL Sq Ft	27	Cu Ft	7	D \$1,254
					E \$1,317	
					F \$1,414	
					G \$1,518	
					H \$1,629	
					I \$1,802	
					J \$2,011	
					L1 \$1,539	
					L2 \$1,664	

Square Pouf 	INP2727-12SQP	Dimensions	D	W	H	COM \$1,102
		Overall	27	27	12	A \$1,117
		Upholstery	Shipping			B \$1,144
		COM Ydg	1 ½	Ctn Wt	61	COL/C \$1,193
		COL Sq Ft	27	Cu Ft	7	D \$1,255
					E \$1,318	
					F \$1,415	
					G \$1,519	
					H \$1,630	
					I \$1,803	
					J \$2,012	
					L1 \$1,540	
					L2 \$1,665	

Oval Pouf 	INP1855-120VP	Dimensions	D	W	H	COM \$1,584
		Overall	18	55	12	A \$1,603
		Upholstery	Shipping			B \$1,640
		COM Ydg	2	Ctn Wt	88	COL/C \$1,705
		COL Sq Ft	36	Cu Ft	9	D \$1,789
					E \$1,872	
					F \$2,001	
					G \$2,140	
					H \$2,288	
					I \$2,520	
					J \$2,797	
					L1 \$2,167	
					L2 \$2,334	

Need it.
JSI Quickship

When ordering Quickship products, place a "Q" in front of model number.
 Example: QINS3236-29

Description	1 Model	Specifications			List Price Per Grade	
Round Pouf 	INP2727-17RDP	Dimensions	D	W	H	COM \$1,143
		Overall	27	27	16½	A \$1,160
		Upholstery	Shipping			B \$1,193
		COM Ydg	1¾	Ctn Wt	60	COL/C \$1,249
		COL Sq Ft	32	Cu Ft	9	D \$1,321
						E \$1,395
				F \$1,508		
				G \$1,629		
				H \$1,759		
				I \$1,962		
				J \$2,204		
				L1 \$1,654		
				L2 \$1,799		
Square Pouf 	INP2727-17SQP	Dimensions	D	W	H	COM \$1,144
		Overall	27	27	16½	A \$1,161
		Upholstery	Shipping			B \$1,194
		COM Ydg	1¾	Ctn Wt	72	COL/C \$1,250
		COL Sq Ft	32	Cu Ft	9	D \$1,322
						E \$1,396
				F \$1,509		
				G \$1,630		
				H \$1,760		
				I \$1,963		
				J \$2,205		
				L1 \$1,655		
				L2 \$1,800		
Oval Pouf 	INP1855-170VP	Dimensions	D	W	H	COM \$1,641
		Overall	18	55	16½	A \$1,662
		Upholstery	Shipping			B \$1,704
		COM Ydg	2¼	Ctn Wt	97	COL/C \$1,777
		COL Sq Ft	41	Cu Ft	12	D \$1,871
						E \$1,965
				F \$2,110		
				G \$2,267		
				H \$2,433		
				I \$2,693		
				J \$3,006		
				L1 \$2,297		
				L2 \$2,485		

To Order, Specify:

- 1 Model Number
- 2 Wood Species - Birch (B)
- 3 Finish
- 4 Fabric Selection - vendor, pattern and color
- 5 Optional Rubber Cushion Nylon Glides - no upcharge

3 Wood Finish/Color Options:

ACR Acorn	CFD Fossil Coordinate
CAG Aged Ash Coordinate	CGR Graphite Coordinate
CAL Ale Light Coordinate	HRV Harvest
ALM Ale Medium	CHL High Line Coordinate
AUB Auburn	INK Inkwell
BRL Barley	CKC Khaki Coordinate
CBE Blonde Echo Coordinate	LGC Legacy
CBO Bourbon Light Coordinate	MCH Mocha
BBM Bourbon Medium	NTO Night Owl
CBZ Brazilwood Coordinate	COA Oatmeal Cook Coordinate
CBG Bright Light Coordinate	CPI Pinnacle Walnut Coordinate
BRM Brighton Medium	POR Porter
BUF Buff	PRL Praline
BUR Burlap	RYE Rye
BUT Butterscotch	SAD Saddle
CHE Chestnut	SAF Saffron
CIN Cinnamon	SIE Sienna
CLA Classic	CST Studio Teak Coordinate
CCF Coffee Coordinate	TOF Toffee
CLL Collectors	TRF Truffle
CCR Cremello Coordinate	VEN Venetian
EAR Earthy	CVI Vintage Coordinate
ESP Espresso	CWH Walnut Heights Coordinate
FLX Flax	CWE Weathered Ash Coordinate
CFL Florence Walnut Coordinate	WWO Whitewash

Paint Color - Add \$38 list per item

BKD Backdrop	GRV Greek Villa
BFX Black Fox	GLF Gulf Stream
BWH Bright White	HTB Heartthrob
CGP Cargo Pants	NET Network Gray
CHT Chatroom	NWH Nonchalant White
DSY Daisy	PAR Paradise
DRG Daring	QXP Quixotic Plum
DYN Dynamo	RBZ Relic Bronze
ENG Enigma	SND Sandbank
FRR French Roast	STM Storm
GBY Georgian Bay	TRC Tricorn Black

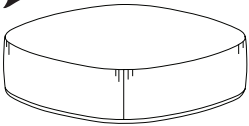
4 See a selection of graded in fabric manufacturers and patterns on pages 20-28. Contact Customer Service for additional fabric options.

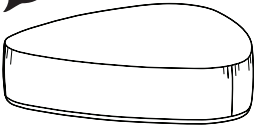
Specifications

- Frame is puzzle jointed plywood construction.
- Seat has 5" high density high resilience polyurethane foam.
- Seat has 2" dacron over wrap for upholstery detailing.
- Solid birch plywood base.
- Standard with rubber cushion metal glides.

NOW!
Need it.
JSI Quickship

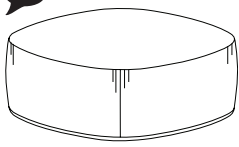
When ordering Quickship products, place a "Q" in front of model number.
Example: QINS3236-29

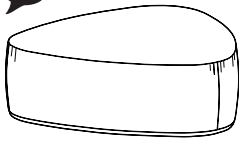
Description	① Model	Specifications				List Price Per Grade	
Square Pouf 	INP4444-12SQP	Dimensions		D	W	H	COM \$2,122
		Overall		44	44	12	A \$2,151
		Upholstery		Shipping		B \$2,207	
		COM Ydg	3	Ctn Wt	101	COL/C \$2,304	
		COL Sq Ft	90	Cu Ft	17	D \$2,428	
					E \$2,554		
					F \$2,748		
					G \$2,956		
					H \$3,178		
					I \$3,525		
					J \$3,942		
					L1 \$3,331		
					L2 \$3,663		

Triangular Pouf 	INP4848-12TRP	Dimensions		D	W	H	COM \$2,218
		Overall		48	48	12	A \$2,249
		Upholstery		Shipping		B \$2,309	
		COM Ydg	2 ¾	Ctn Wt	109	COL/C \$2,414	
		COL Sq Ft	90	Cu Ft	20	D \$2,549	
					E \$2,685		
					F \$2,895		
					G \$3,121		
					H \$3,362		
					I \$3,738		
					J \$4,189		
					L1 \$3,527		
					L2 \$3,888		

NOW!
Need it.
JSI Quickship

When ordering Quickship products, place a "Q" in front of model number.
Example: QINS3236-29

Description	1 Model	Specifications			List Price Per Grade	
Square Pouf 	INP4444-17SQP	Dimensions	D	W	H	COM \$2,212
		Overall	44	44	16½	A \$2,244
		Upholstery	Shipping			B \$2,310
		COM Ydg	3½	Ctn Wt	114	COL/C \$2,423
		COL Sq Ft	90	Cu Ft	22	D \$2,568
						E \$2,715
				F \$2,942		
				G \$3,184		
				H \$3,444		
				I \$3,848		
				J \$4,334		
				L1 \$3,621		
				L2 \$4,011		

Description	1 Model	Specifications			List Price Per Grade	
Triangular Pouf 	INP4848-17TRP	Dimensions	D	W	H	COM \$2,353
		Overall	48	48	16½	A \$2,382
		Upholstery	Shipping			B \$2,438
		COM Ydg	3	Ctn Wt	125	COL/C \$2,535
		COL Sq Ft	90	Cu Ft	26	D \$2,659
						E \$2,785
				F \$2,979		
				G \$3,187		
				H \$3,409		
				I \$3,756		
				J \$4,173		
				L1 \$3,562		
				L2 \$3,895		

To Order, Specify:

- 1 Model Number
- 2 Wood Species - Birch (B)
- 3 Finish
- 4 Fabric Selection - vendor, pattern and color
- 5 Optional Rubber Cushion Nylon Glides - no upcharge

3 Wood Finish/Color Options:

- | | |
|--------------------------------|--------------------------------|
| ACR Acorn | CFO Fossil Coordinate |
| CAG Aged Ash Coordinate | CGR Graphite Coordinate |
| CAL Ale Light Coordinate | HRV Harvest |
| ALM Ale Medium | CHL High Line Coordinate |
| AUB Auburn | INK Inkwell |
| BRL Barley | CKC Khaki Coordinate |
| CBE Blonde Echo Coordinate | LGC Legacy |
| CBO Bourbon Light Coordinate | MCH Mocha |
| BBM Bourbon Medium | NTO Night Owl |
| CBZ Brazilwood Coordinate | COA Oatmeal Cook Coordinate |
| CBG Bright Light Coordinate | CPI Pinnacle Walnut Coordinate |
| BRM Brighton Medium | POR Porter |
| BUF Buff | PRL Praline |
| BUR Burlap | RYE Rye |
| BUT Butterscotch | SAD Saddle |
| CHE Chestnut | SAF Saffron |
| CIN Cinnamon | SIE Sienna |
| CLA Classic | CST Studio Teak Coordinate |
| CCF Coffee Coordinate | TOF Toffee |
| CLL Collectors | TRF Truffle |
| CCR Cremello Coordinate | VEN Venetian |
| EAR Earthy | CVI Vintage Coordinate |
| ESP Espresso | CWH Walnut Heights Coordinate |
| FLX Flax | CWE Weathered Ash Coordinate |
| CFL Florence Walnut Coordinate | WWO Whitewash |

Paint Color - Add \$38 list per item

- | | |
|------------------|----------------------|
| BKD Backdrop | GRV Greek Villa |
| BFX Black Fox | GLF Gulf Stream |
| BWH Bright White | HTB Heartthrob |
| CGP Cargo Pants | NET Network Gray |
| CHT Chatroom | NWH Nonchalant White |
| DSY Daisy | PAR Paradise |
| DRG Daring | QXP Quixotic Plum |
| DYN Dynamo | RBZ Relic Bronze |
| ENG Enigma | SND Sandbank |
| FRR French Roast | STM Storm |
| GBY Georgian Bay | TRC Tricorn Black |

4 See a selection of graded in fabric manufacturers and patterns on pages 20-28. Contact Customer Service for additional fabric options.

Specifications

- Frame is puzzle jointed plywood construction.
- Seat has 5" high density high resilience polyurethane foam.
- Seat has 2" dacron over wrap for upholstery detailing.
- Solid birch plywood base.
- Standard with rubber cushion metal glides.

NOW!
Need it.
JSI Quickship

When ordering Quickship products, place a "Q" in front of model number.
Example: QINS3236-29

Description	D	W	H	CTN WT	CU FT	① Model	Flat Cut List Price	Double Cut List Price
Round Lounge Table	19	19	13 ¾	16	5	INT1919-14RD	\$1,032	\$1,135



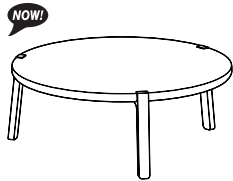
- ships factory assembled
- maple legs standard
- walnut or white oak rims and/or legs available, specify and add \$90 list

Round Lounge Table	25	25	13 ¾	24	7	INT2525-14RD	\$1,070	\$1,178
--------------------	----	----	------	----	---	--------------	---------	---------



- ships factory assembled
- maple legs standard
- walnut or white oak rims and/or legs available, specify and add \$90 list


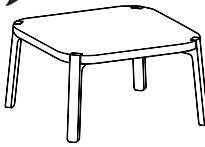
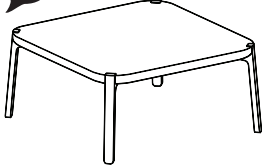
Round Lounge Table	35	35	13 ¾	45	13	INT3535-14RD	\$1,235	\$1,359
--------------------	----	----	------	----	----	--------------	---------	---------



- ships factory assembled
- maple legs standard
- walnut or white oak rims and/or legs available, specify and add \$90 list

NOW!
Need it.
JSI Quickship

When ordering Quickship products, place a "Q" in front of model number.
Example: QINS3236-29

Description	D	W	H	CTN WT	CU FT	① Model	Flat Cut List Price	Double Cut List Price
Square Lounge Table  <ul style="list-style-type: none"> ships factory assembled maple legs standard walnut or white oak rims and/or legs available, specify and add \$102 list 	19	19	13 ¾	19	5	INT1919-14TT	\$1,084	\$1,194
Square Lounge Table  <ul style="list-style-type: none"> ships factory assembled maple legs standard walnut or white oak rims and/or legs available, specify and add \$102 list 	25	25	13 ¾	30	7	INT2525-14TT	\$1,152	\$1,266
Square Lounge Table  <ul style="list-style-type: none"> ships factory assembled maple legs standard walnut or white oak rims and/or legs available, specify and add \$102 list 	35	35	13 ¾	56	13	INT3535-14TT	\$1,294	\$1,425

To Order, Specify:

① Model Number

② Top Material:

- a.) Veneer with STANDARD Maple Solid Hardwood Rims
 - 1.) Wood Species - Cherry (CH1), Maple (MA1), Walnut (WA1) or Double Cut (DC1)
 - 2.) Wood Finish Color
- b.) Laminate with STANDARD Maple Solid Hardwood Rims
 - Alabaster (ALB), Bridal Blanco (BBL), Designer White (DWH), Shadow (SHD) or Slate Grey (SLG)
- c.) Walnut Veneer with PREMIUM Walnut Solid Hardwood Rims
 - 1.) Wood Species - Walnut (WW1)
 - 2.) Wood Finish Color
- d.) White Oak Veneer with PREMIUM White Oak Solid Hardwood Rims
 - 1.) Wood Species - White Oak (WK1)
 - 2.) Wood Finish Color

③ Leg Wood Species:

- a.) STANDARD Maple (M)
 - 1.) Finish Color or Paint Color on maple legs
- b.) PREMIUM Walnut (W) - upcharge applies
 - 1.) Finish Color - Walnut finishes only on Walnut legs
- c.) PREMIUM White Oak (WK1) - upcharge applies
 - 1.) Finish Color - Whitewash finish only on White Oak legs

④ Optional Rubber Cushion Nylon Glides - no upcharge

Note: Walnut and White Oak Solid hardwoods are PREMIUM materials and upcharges apply. Associated upcharges are located in bullet points under units where applicable. A single upcharge listed applies to any combination of premium materials; premium top, premium legs or premium top and legs.

②a Standard Veneer Top Finish with

Maple Solid Hardwood Rim Options:

Flat Cut		Maple		Walnut	
Cherry					
BRL Barley	ALM Ale Medium	AUB Auburn	AUB Auburn	ESP Espresso	MCH Mocha
BBM Bourbon Medium	BUT Butterscotch	ESP Espresso	ESP Espresso	MCH Mocha	NTO Night Owl
BRM Brighton Medium	CIN Cinnamon	MCH Mocha	MCH Mocha	NTO Night Owl	SIE Sienna
CLA Classic	FLX Flax	NTO Night Owl	NTO Night Owl	SIE Sienna	TOF Toffee
CLL Collectors	VEN Venetian	SIE Sienna	SIE Sienna	TOF Toffee	TRF Truffle
EAR Earthy		TOF Toffee	TOF Toffee	TRF Truffle	
HRV Harvest		TRF Truffle	TRF Truffle		
LGC Legacy					
PRL Praline					
SAF Saffron					
Double Cut					
COF Coffee	GRH Graphite				
CRM Cremello	KHK Khaki				
FOS Fossil	STU Studio Teak				

②b Solid Laminate Top with Maple Solid

Hardwood Rim Options:

ALB Alabaster	SHD Shadow
BBL Bridal Blanco	SLG Slate Grey
DWH Designer White	

②c Walnut Veneer Top with PREMIUM Walnut

Solid Hardwood Rim Options:

AUB Auburn	SIE Sienna
ESP Espresso	TOF Toffee
MCH Mocha	TRF Truffle
NTO Night Owl	

②d White Oak Veneer Top with PREMIUM White Oak

Solid Hardwood Rim Options:

ACR Acorn	POR Porter
BUF Buff	RYE Rye
BUR Burlap	SAD Saddle
CHE Chestnut	WWO Whitewash
INK Inkwell	

③a Maple Leg Species/Finish Options:

CAG Aged Ash Coordinate	CGR Graphite Coordinate
ALM Ale Medium	HRV Harvest
AUB Auburn	CHL High Line Coordinate
BRL Barley	CKC Khaki Coordinate
CBE Blonde Echo Coordinate	LGC Legacy
BBM Bourbon Medium	MCH Mocha
CBZ Brazilwood Coordinate	NTO Night Owl
BRM Brighton Medium	COA Oatmeal Cookie Coordinate
BUT Butterscotch	CPI Pinnacle Walnut Coordinate
CIN Cinnamon	PRL Praline
CLA Classic	SAF Saffron
CLL Collectors	SIE Sienna
CCF Coffee Coordinate	CST Studio Teak Coordinate
CCR Cremello Coordinate	TOF Toffee
EAR Earthy	TRF Truffle
ESP Espresso	VEN Venetian
FLX Flax	CVI Vintage Coordinate
CFL Florence Walnut Coordinate	CWH Walnut Heights Coordinate
CFO Fossil Coordinate	CWE Weathered Ash Coordinate

Paint Colors (Maple only) - Add \$38 list price per item

BKD Backdrop	GRV Greek Villa
BFX Black Fox	GLF Gulf Stream
BWH Bright White	HTB Heartthrob
CGP Cargo Pants	NET Network Gray
CHT Chatroom	NWH Nonchalant White
DSY Daisy	PAR Paradise
DRG Daring	QXP Quixotic Plum
DYN Dynamo	RBZ Relic Bronze
ENG Engima	SND Sandbank
FRR French Roast	STM Storm
GBY Georgian Bay	TRC Tricorn Black

③b Walnut Leg Species/Finish Options:

AUB Auburn	SIE Sienna
ESP Espresso	TOF Toffee
MCH Mocha	TRF Truffle
NTO Night Owl	

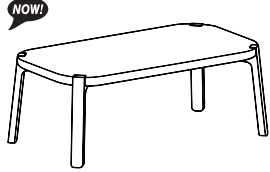
③c White Oak Leg Species/Finish Options:

ACR Acorn	POR Porter
BUF Buff	RYE Rye
BUR Burlap	SAD Saddle
CHE Chestnut	WWO Whitewash
INK Inkwell	

Specifications

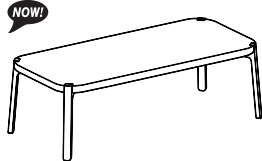
- Solid hardwood wood legs with steel plate reinforced mounting.
- 5 ply balanced top construction 1 ½" thick with profile shaped solid hardwood lumber rims
- Surfaces available in wood veneer or high pressure laminate.
- Standard with rubber cushion metal glides.

Description	D	W	H	CTN WT	CU FT	① Model	Flat Cut List Price	Double Cut List Price
Rectangular Lounge Table	25	35	13 ¾	41	10	INT2535-14TT	\$1,224	\$1,347



- ships factory assembled
- maple legs standard
- walnut or white oak rims and/or legs available, specify and add \$102 list

Rectangular Lounge Table	25	55	13 ¾	62	15	INT2555-14TT	\$1,359	\$1,495
--------------------------	----	----	------	----	----	--------------	---------	---------



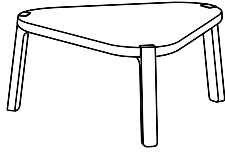
- ships factory assembled
- maple legs standard
- walnut or white oak rims and/or legs available, specify and add \$102 list

NOW!
Need it.
JSI Quickship

When ordering Quickship products, place a "Q" in front of model number.
Example: QINS3236-29

Description	D	W	H	CTN WT	CU FT	① Model	Flat Cut List Price	Double Cut List Price
Triangular Lounge Table	25	25	13 ¾	22	6	INT2525-14TR	\$1,022	\$1,126

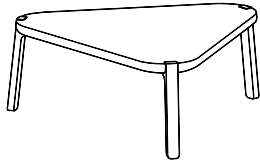
NOW!



- ships factory assembled
- maple legs standard
- walnut or white oak rims and/or legs available, specify and add \$90 list

Triangular Lounge Table	35	35	13 ¾	34	11	INT3535-14TR	\$1,162	\$1,278
-------------------------	----	----	------	----	----	--------------	---------	---------

NOW!



- ships factory assembled
- maple legs standard
- walnut or white oak rims and/or legs available, specify and add \$90 list

To Order, Specify:

① Model Number

② Top Material:

a.) Veneer with STANDARD Maple Solid Hardwood Rims

- 1.) Wood Species - Cherry (CH1), Maple (MA1), Walnut (WA1) or Double Cut (DC1)

- 2.) Wood Finish Color

b.) Laminate with STANDARD Maple Solid Hardwood Rims

- Alabaster (ALB), Bridal Blanco (BBL), Designer White (DWH), Shadow (SHD) or Slate Grey (SLG)

c.) Walnut Veneer with PREMIUM Walnut Solid Hardwood Rims

- 1.) Wood Species - Walnut (WW1)
- 2.) Wood Finish Color

d.) White Oak Veneer with PREMIUM White Oak Solid Hardwood Rims

- 1.) Wood Species - White Oak (WK1)
- 2.) Wood Finish Color

③ Leg Wood Species:

a.) STANDARD Maple (M)

- 1.) Finish Color or Paint Color on maple legs

b.) PREMIUM Walnut (W) - upcharge applies

- 1.) Finish Color - Walnut finishes only on Walnut legs

c.) PREMIUM White Oak (WK1) - upcharge applies

- 1.) Finish Color - Whitewash finish only on White Oak legs

④ Optional Rubber Cushion Nylon Glides - no upcharge

②a Standard Veneer Top Finish with Maple Solid Hardwood Rim Options:

Flat Cut

Cherry

Maple

Walnut

Maple

Walnut

Maple

Walnut

Maple

Walnut

Maple

Walnut

Maple

Walnut

Maple

Walnut

Maple

Walnut

Maple

Walnut

Maple

Walnut

Maple

Walnut

Maple

Walnut

Maple

Walnut

Maple

Walnut

Maple

Walnut

Maple

Walnut

Maple

Walnut

Maple

Walnut

Maple

Walnut

Maple

Walnut

Maple

Walnut

Maple

Walnut

Maple

Walnut

Maple

Walnut

Maple

Walnut

Maple

Walnut

Maple

Walnut

Maple

Walnut

Maple

Walnut

②b Solid Laminate Top with Maple Solid Hardwood Rim Options:

Flat Cut

Cherry

Maple

Walnut

Maple

Walnut

Maple

Walnut

Maple

Walnut

Maple

Walnut

Maple

Walnut

Maple

Walnut

Maple

Walnut

Maple

Walnut

Maple

Walnut

Maple

Walnut

Maple

Walnut

Maple

Walnut

Maple

Walnut

Maple

Walnut

Maple

Walnut

Maple

Walnut

Maple

Walnut

Maple

Walnut

Maple

Walnut

Maple

Walnut

Maple

Walnut

Maple

Walnut

Maple

Walnut

Maple

Walnut

Maple

Walnut

Maple

Walnut

Maple

Walnut

Maple

Walnut

②c Walnut Veneer Top with PREMIUM Walnut Solid Hardwood Rim Options:

Flat Cut

Cherry

Maple

Walnut

Maple

Walnut

Maple

Walnut

Maple

Walnut

Maple

Walnut

Maple

Walnut

Maple

Walnut

Maple

Walnut

Maple

Walnut

Maple

Walnut

Maple

Walnut

Maple

Walnut

Maple

Walnut

Maple

Walnut

Maple

Walnut

Maple

Walnut

Maple

Walnut

Maple

Walnut

Maple

Walnut

Maple

Walnut

Maple

Walnut

Maple

Walnut

Maple

Walnut

Maple

Walnut

Maple

Walnut

Maple

Walnut

Maple

Walnut

Maple

Walnut

Maple

Walnut

②d Maple Leg Species/Finish Options:

CAG

ALM

AUB

BRL

CBE

BBM

CBZ

BRM

BUT

CIN

CLA

CLL

CCF

CCR

EAR

ESP

FLX

CFL

CFO

Aged Ash Coordinate

Ale Medium

Auburn

Barley

Blonde Echo Coordinate

Bourbon Medium

Brazilwood Coordinate

Brighton Medium

Butterscotch

Cinnamon

Classic

Collectors

Coffee Coordinate

Cremello Coordinate

Earthy

Espresso

Flax

Florence Walnut Coordinate

Fossil Coordinate

Auburn

Espresso

Mocha

Night Owl

Sienna

Toffee


Truffle

Auburn

Espresso

Mocha

Description	D	W	H	CTN WT	CU FT	① Model	Flat Cut List Price	Double Cut List Price
Round Lounge Table	19	19	16½	17	5	INT1919-17RD	\$1,032	\$1,135



- ships factory assembled
- maple legs standard
- walnut or white oak rims and/or legs available, specify and add \$90 list

Round Lounge Table	25	25	16½	25	8	INT2525-17RD	\$1,070	\$1,178
--------------------	----	----	-----	----	---	--------------	---------	---------



- ships factory assembled
- maple legs standard
- walnut or white oak rims and/or legs available, specify and add \$90 list

Round Lounge Table	35	35	16½	46	15	INT3535-17RD	\$1,235	\$1,359
--------------------	----	----	-----	----	----	--------------	---------	---------



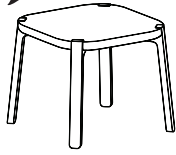
- ships factory assembled
- maple legs standard
- walnut or white oak rims and/or legs available, specify and add \$90 list

Need it. 
JSI Quickship

When ordering Quickship products, place a "Q" in front of model number.
Example: QINS3236-29

Description	D	W	H	CTN WT	CU FT	① Model	Flat Cut List Price	Double Cut List Price
Square Lounge Table	19	19	16 1/2	20	5	INT1919-17TT	\$1,084	\$1,194

NOW!



- ships factory assembled
- maple legs standard
- walnut or white oak rims and/or legs available, specify and add \$102 list

Square Lounge Table	25	25	16 1/2	31	8	INT2525-17TT	\$1,152	\$1,266
---------------------	----	----	--------	----	---	--------------	---------	---------

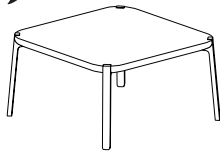
NOW!



- ships factory assembled
- maple legs standard
- walnut or white oak rims and/or legs available, specify and add \$102 list

Square Lounge Table	35	35	16 1/2	57	15	INT3535-17TT	\$1,294	\$1,425
---------------------	----	----	--------	----	----	--------------	---------	---------

NOW!



- ships factory assembled
- maple legs standard
- walnut or white oak rims and/or legs available, specify and add \$102 list

To Order, Specify:

① Model Number

② Top Material:

a.) Veneer with STANDARD Maple Solid Hardwood Rims

- 1.) Wood Species - Cherry (CH1), Maple (MA1), Walnut (WA1) or Double Cut (DC1)

- 2.) Wood Finish Color

b.) Laminate with STANDARD Maple Solid Hardwood Rims

- Alabaster (ALB), Bridal Blanco (BBL), Designer White (DWH), Shadow (SHD) or Slate Grey (SLG)

c.) Walnut Veneer with PREMIUM Walnut Solid Hardwood Rims

- 1.) Wood Species - Walnut (WW1)
- 2.) Wood Finish Color

d.) White Oak Veneer with PREMIUM White Oak Solid Hardwood Rims

- 1.) Wood Species - White Oak (WK1)
- 2.) Wood Finish Color

③ Leg Wood Species:

a.) STANDARD Maple (M)

- 1.) Finish Color or Paint Color on maple legs

b.) PREMIUM Walnut (W) - upcharge applies

- 1.) Finish Color - Walnut finishes only on Walnut legs

c.) PREMIUM White Oak (WK1) - upcharge applies

- 1.) Finish Color - Whitewash finish only on White Oak legs

④ Optional Rubber Cushion Nylon Glides - no upcharge

② Standard Veneer Top Finish with

Maple Solid Hardwood Rim Options:

Flat Cut

Cherry

BRL

BBM

BRM

CLA

CLL

EAR

HRV

LGC

PRL

SAF

Double Cut

COF

CRM

FOS

Maple

ALM

BUT

CIN

FLX

VEN

Maple

GRH

KHK

STU

Walnut

AUB

ESP

MCH

NTO

SIE

TOF

TRF

②b Solid Laminate Top with Maple Solid

Hardwood Rim Options:

ALB

BBL

DWH

SHD

SLG

②c Walnut Veneer Top with PREMIUM Walnut

Solid Hardwood Rim Options:

AUB

ESP

MCH

NTO

SIE

TOF

TRF

②d White Oak Veneer Top with PREMIUM White Oak

Solid Hardwood Rim Options:

ACR

BUF

BUR

CHE

INK

POR

RYE

SAD

WWO

③ Maple Leg Species/Finish Options:

CAG

ALM

AUB

BRL

CBE

BBM

CBZ

BRM

BUT

CIN

CLA

CLL

CCF

CCR

EAR

ESP

FLX

CFL

CFO

CGR

HRV

CHL

KKC

LGC

MCH

NTO

COA

CPI

PRL

SAF

SIE

CST

TOF

TRF

VEN

CVI

CWH

CWE

Paint Colors (Maple only) - Add \$38 list price per item

BKD

BFX

BWH

CGP

CHT

DSY

DRG

DYN

ENG

FRR

GBY

GRV

GLF

HTB

NET

NWH

PAR

QXP

RBZ

SND

STM

TRC

③b Walnut Leg Species/Finish Options:

AUB

ESP

MCH

NTO

SIE

TOF

TRF

③d White Oak Leg Species/Finish Options:

ACR

BUF

BUR

CHE

INK

POR

RYE

SAD

WWO

Note: Walnut and White Oak Solid hardwoods are PREMIUM materials and upcharges apply. Associated upcharges are located in bullet points under units where applicable. A single upcharge listed applies to any combination of premium materials; premium top, premium legs or premium top and legs.

Specifications

- Solid hardwood wood legs with steel plate reinforced mounting.
- 5 ply balanced top construction 1 1/2" thick with profile shaped solid hardwood lumber rims
- Surfaces available in wood veneer or high pressure laminate.
- Standard with rubber cushion metal glides.

Description	D	W	H	CTN WT	CU FT	① Model	Flat Cut List Price	Double Cut List Price
Rectangular Lounge Table	25	35	16½	42	11	INT2535-17TT	\$1,224	\$1,347



- ships factory assembled
- maple legs standard
- walnut or white oak rims and/or legs available, specify and add \$102 list

Rectangular Lounge Table	25	55	16½	63	17	INT2555-17TT	\$1,359	\$1,495
--------------------------	----	----	-----	----	----	--------------	---------	---------



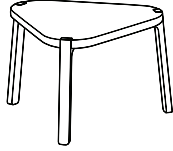
- ships factory assembled
- maple legs standard
- walnut or white oak rims and/or legs available, specify and add \$102 list

NOW!
Need it.
JSI Quickship

When ordering Quickship products, place a "Q" in front of model number.
Example: QINS3236-29

Description	D	W	H	CTN WT	CU FT	1 Model	Flat Cut List Price	Double Cut List Price
Triangular Lounge Table	25	25	16 1/2	23	7	INT2525-17TR	\$1,022	\$1,126

NOW!



- ships factory assembled
- maple legs standard
- walnut or white oak rims and/or legs available, specify and add \$90 list

Triangular Lounge Table	35	35	16 1/2	35	13	INT3535-17TR	\$1,162	\$1,278
-------------------------	----	----	--------	----	----	--------------	---------	---------

NOW!



- ships factory assembled
- maple legs standard
- walnut or white oak rims and/or legs available, specify and add \$90 list

To Order, Specify:

1 Model Number

2 Top Material:

a.) Veneer with STANDARD Maple Solid Hardwood Rims

- 1.) Wood Species - Cherry (CH1), Maple (MA1), Walnut (WA1) or Double Cut (DC1)

- 2.) Wood Finish Color

b.) Laminate with STANDARD Maple Solid Hardwood Rims

- Alabaster (ALB), Bridal Blanco (BBL), Designer White (DWH), Shadow (SHD) or Slate Grey (SLG)

c.) Walnut Veneer with PREMIUM Walnut Solid Hardwood Rims

- 1.) Wood Species - Walnut (WW1)
- 2.) Wood Finish Color

d.) White Oak Veneer with PREMIUM White Oak Solid Hardwood Rims

- 1.) Wood Species - White Oak (WK1)
- 2.) Wood Finish Color

3 Leg Wood Species:

a.) STANDARD Maple (M)

- 1.) Finish Color or Paint Color on maple legs

b.) PREMIUM Walnut (W) - upcharge applies

- 1.) Finish Color - Walnut finishes only on Walnut legs

c.) PREMIUM White Oak (WK1) - upcharge applies

- 1.) Finish Color - Whitewash finish only on White Oak legs

4 Optional Rubber Cushion Nylon Glides - no upcharge

2a Standard Veneer Top Finish with

Maple Solid Hardwood Rim Options:

Flat Cut

Cherry

BRL	Barley
BBM	Bourbon Medium
BRM	Brighton Medium
CLA	Classic
CLL	Collectors
EAR	Earthy
HRV	Harvest
LGC	Legacy
PRL	Praline
SAF	Saffron

Maple

ALM	Ale Medium
BUT	Butterscotch
CIN	Cinnamon
FLX	Flax
VEN	Venetian

Walnut

AUB	Auburn
ESP	Espresso
MCH	Mocha
NTO	Night Owl
SIE	Sienna
TOF	Toffee
TRF	Truffle

Double Cut

COF	Coffee
CRM	Cremello
FOS	Fossil

GRH	Graphite
KHK	Khaki
STU	Studio Teak

2b Solid Laminate Top with Maple Solid

Hardwood Rim Options:

ALB	Alabaster	SHD	Shadow
BBL	Bridal Blanco	SLG	Slate Grey
DWH	Designer White		

2c Walnut Veneer Top with PREMIUM Walnut

Solid Hardwood Rim Options:

AUB	Auburn	SIE	Sienna
ESP	Espresso	TOF	Toffee
MCH	Mocha	TRF	Truffle
NTO	Night Owl		

2d White Oak Veneer Top with PREMIUM White Oak

Solid Hardwood Rim Options:

ACR	Acorn	POR	Porter
BUF	Buff	RYE	Rye
BUR	Burlap	SAD	Saddle
CHE	Chestnut	WVO	Whitewash
INK	Inkwell		

3a Maple Leg Species/Finish Options:

CAG	Aged Ash Coordinate	CFO	Fossil Coordinate
CAL	Ale Light Coordinate	CGR	Graphite Coordinate
ALM	Ale Medium	HRV	Harvest
AUB	Auburn	CHL	High Line Coordinate
BRL	Barley	CKC	Khaki Coordinate
CBE	Blonde Echo Coordinate	LGC	Legacy
CBO	Bourbon Light Coordinate	MCH	Mocha
BBM	Bourbon Medium	NTO	Night Owl
CBZ	Brazilwood Coordinate	COA	Oatmeal Cookie Coordinate
CBG	Brighton Light Coordinate	CPI	Pinnacle Walnut Coordinate
BRM	Brighton Medium	PRL	Praline
BUT	Butterscotch	SAF	Saffron
CIN	Cinnamon	SIE	Sienna
CLA	Classic	STF	Studio Teak Coordinate
CCF	Coffee Coordinate	TOF	Toffee
CLL	Collectors	TRF	Truffle
CCR	Cremello Coordinate	VEN	Venetian
EAR	Earthy	CVI	Vintage Coordinate
ESP	Espresso	CWH	Walnut Heights Coordinate
FLX	Flax	CWE	Weathered Ash Coordinate
CFL	Florence Walnut Coordinate		

Paint Colors (Maple only) - Add \$38 list price per item

BKD	Backdrop	GRV	Greek Villa
BFX	Black Fox	GLF	Gulf Stream
BWH	Bright White	HTB	Heartthrob
CGP	Cargo Pants	NET	Network Gray
CHT	Chatroom	NWH	Nonchalant White
DSY	Daisy	PAR	Paradise
DRG	Daring	QXP	Quixotic Plum
DYN	Dynamo	RBZ	Relic Bronze
ENG	Engima	SND	Sandbank
FRR	French Roast	STM	Storm
GBY	Georgian Bay	TRC	Tricorn Black

3b Walnut Leg Species/Finish Options:

AUB	Auburn	SIE	Sienna
ESP	Espresso	TOF	Toffee
MCH	Mocha	TRF	Truffle
NTO	Night Owl		

3c White Oak Leg Species/Finish Options:

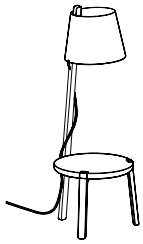
ACR	Acorn	POR	Porter
BUF	Buff	RYE	Rye
BUR	Burlap	SAD	Saddle
CHE	Chesnut	WVO	Whitewash
INK	Inkwell		

Specifications

- Solid hardwood wood legs with steel plate reinforced mounting.
- 5 ply balanced top construction 1 1/2" thick with profile shaped solid hardwood lumber rims
- Surfaces available in wood veneer or high pressure laminate.
- Standard with rubber cushion metal glides.


Note: Walnut and White Oak Solid hardwoods are PREMIUM materials and upcharges apply. Associated upcharges are located in bullet points under units where applicable. A single upcharge listed applies to any combination of premium materials; premium top, premium legs or premium top and legs.

Description	D	W	H	CTN WT	CU FT	① Model	Flat Cut List Price	Double Cut List Price
Floor Lamp with 17" Table	19	19	55 1/2	38	15	INT1919-56RDT	\$1,366	\$1,468



- 15' cord
- cord mounted rocker on/off switch - three prong plug fabric power cord
- specify graphite, yellow or indigo fabric cord color
- maximum 60 watt light bulb, NOT included/LED bulb recommended
- light fixture with 15' cord with on/off switch on cord 32" from light - field assembly
- SELECT Maharam Mode SHADE FABRIC COLOR
- maple legs standard
- walnut or white oak rims and/or legs available, specify and add \$168 list

Floor Lamp with 14" Table	19	19	52 3/4	35	14	INT1919-53RDT	\$1,365	\$1,467
---------------------------	----	----	--------	----	----	---------------	---------	---------



- 15' cord
- cord mounted rocker on/off switch - three prong plug fabric power cord
- specify graphite, yellow or indigo fabric cord color
- maximum 60 watt light bulb, NOT included/LED bulb recommended
- light fixture with 15' cord with on/off switch on cord 32" from light - field assembly
- SELECT Maharam Mode SHADE FABRIC COLOR
- maple legs standard
- walnut or white oak rims and/or legs available, specify and add \$168 list

To Order, Specify:

① Model Number

② Top Material:

a.) Veneer with STANDARD Maple Solid Hardwood Rims

- 1.) Wood Species - Cherry (CH1), Maple (MA1), Walnut (WA1) or Double Cut (DC1)

2.) Wood Finish Color

b.) Laminate with STANDARD Maple Solid Hardwood Rims

- Alabaster (ALB), Bridal Blanco (BBL), Designer White (DWH), Shadow (SHD) or Slate Grey (SLG)

c.) Walnut Veneer with PREMIUM Walnut Solid Hardwood Rims

- 1.) Wood Species - Walnut (WW1)
- 2.) Wood Finish Color

d.) White Oak Veneer with PREMIUM White Oak Solid Hardwood Rims

- 1.) Wood Species - White Oak (WK1)
- 2.) Wood Finish Color

③ Leg Wood Species:

a.) STANDARD Maple (M)

- 1.) Finish Color or Paint Color on maple legs

b.) PREMIUM Walnut (W) - upcharge applies

- 1.) Finish Color - Walnut finishes only on Walnut legs

c.) PREMIUM White Oak (WK1) - upcharge applies

- 1.) Finish Color - Whitewash finish only on White Oak legs

④ Lamp Shade - Maharam - Mode

See www.maharam.com/products for color selection

⑤ Optional Rubber Cushion Nylon Glides - no upcharge

② Standard Veneer Top Finish with

Maple Solid Hardwood Rim Options:

Flat Cut

Cherry

BRL	Barley
BBM	Bourbon Medium
BRM	Brighton Medium
CLA	Classic
CLL	Collectors
EAR	Earthy
HRV	Harvest
LGC	Legacy
PRL	Praline
SAF	Saffron

Maple

ALM	Ale Medium
BUT	Butterscotch
CIN	Cinnamon
FLX	Flax
VEN	Venetian

Walnut

AUB	Auburn
ESP	Espresso
MCH	Mocha
NTO	Night Owl
SIE	Sienna
TOF	Toffee
TRF	Truffle

Double Cut

COF	Coffee	GRH	Graphite
CRM	Cremello	KHK	Khaki
FOS	Fossil	STU	Studio Teak

②b Solid Laminate Top with Maple Solid

Hardwood Rim Options:

ALB	Alabaster	SHD	Shadow
BBL	Bridal Blanco	SLG	Slate Grey
DWH	Designer White		

②c Walnut Veneer Top with PREMIUM Walnut

Solid Hardwood Rim Options:

AUB	Auburn	SIE	Sienna
ESP	Espresso	TOF	Toffee
MCH	Mocha	TRF	Truffle
NTO	Night Owl		

②d White Oak Veneer Top with PREMIUM White

Oak Solid Hardwood Rim Options:

ACR	Acorn	POR	Porter
BUF	Buff	RYE	Rye
BUR	Burlap	SAD	Saddle
CHE	Chestnut	WVO	Whitewash
INK	Inkwell		

③a Maple Leg Species/Finish Options:

CAG	Aged Ash Coordinate	CFO	Fossil Coordinate
CAL	Ale Light Coordinate	CGR	Graphite Coordinate
ALM	Ale Medium	HRV	Harvest
AUB	Auburn	CHL	High Line Coordinate
BRL	Barley	CKC	Khaki Coordinate
CBE	Blonde Echo Coordinate	LGC	Legacy
CBO	Bourbon Light Coordinate	MCH	Mocha
BBM	Bourbon Medium	NTO	Night Owl
CBZ	Brazilwood Coordinate	COA	Oatmeal Cookie Coordinate
CBG	Brighton Light Coordinate	CPI	Pinnacle Walnut Coordinate
BRM	Brighton Medium	PRL	Praline
BUT	Butterscotch	SAF	Saffron
CIN	Cinnamon	SIE	Sienna
CLA	Classic	CST	Studio Teak Coordinate
CCF	Coffee Coordinate	TOF	Toffee
CLL	Collectors	TRF	Truffle
CCR	Cremello Coordinate	VEN	Venetian
EAR	Earthy	CVI	Vintage Coordinate
ESP	Espresso	CWH	Walnut Heights Coordinate
FLX	Flax	CWE	Weathered Ash Coordinate
CFL	Florence Walnut Coordinate		

Paint Colors (Maple only) - Add \$38 list price per item

BKD	Backdrop	GRV	Greek Villa
BFX	Black Fox	GLF	Gulf Stream
BWH	Bright White	HTB	Heartthrob
CGP	Cargo Pants	NET	Network Gray
CHT	Chatroom	NWH	Nonchalant White
DSY	Daisy	PAR	Paradise
DRG	Daring	QXP	Quixotic Plum
DYN	Dynamo	RBZ	Relic Bronze
ENG	Engima	SND	Sandbank
FRR	French Roast	STM	Storm
GBY	Georgian Bay	TRC	Tricorn Black

③b Walnut Leg Species/Finish Options:

AUB	Auburn	SIE	Sienna
ESP	Espresso	TOF	Toffee
MCH	Mocha	TRF	Truffle
NTO	Night Owl		

③c White Oak Leg Species/Finish Options:

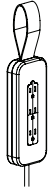
ACR	Acorn	POR	Porter
BUF	Buff	RYE	Rye
BUR	Burlap	SAD	Saddle
CHE	Chestnut	WVO	Whitewash
INK	Inkwell		

Specifications

- Solid hardwood wood legs with steel plate reinforced mounting.
- 5 ply balanced top construction 1 1/2" thick with profile shaped solid hardwood lumber rims
- Surfaces available in wood veneer or high pressure laminate.
- Standard with rubber cushion metal glides.

Description	D	W	H	CTN WT	CU FT	① Model	List Price
Free Placement - Power Block	3	10	3			INA0310-POWER	\$524

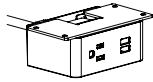
NOW!



- 9' cord
- triplex receptacle - three prong plug fabric power cord
- specify graphite, yellow or indigo fabric cord color
- maple block standard
- walnut or white oak block available, specify and add \$18 list

Power Center - Under Mount	2 ¾	4	2 ⅞			EC30	\$471
----------------------------	-----	---	-----	--	--	------	-------

NOW!



- 10' cord
- frame mounted simplex receptacle and two USB/10' - three prong plug power cord
- specify black or white - cord color will match unit
- optional graphite fabric cord available, specify and add \$196 list
- overall mounting bracket tabs: 5"w

NOW!
Need it.
JSI Quickship

When ordering Quickship products, place a "Q" in front of model number.
Example: QINS3236-29

To Order, Specify:

- ① Model Number

Note: Walnut and White Oak Solid hardwoods are PREMIUM materials and upcharges apply. Associated upcharges are located in bullet points under units where applicable.

Indie Tiles, Screens and Accessories Order Check List:



Specify:

- 1. Model Number
- 2. Wood Species - STANDARD Maple (M) - no upcharge, PREMIUM Walnut (W) or White Oak (WK1) - upcharge applies (accessory: knob, shelves, planter shelves, sconce, tray, cubby shelf and freestanding screen foot support)
- 3. Wood Finish or Paint Color (accessory: knob, shelves, planter shelves, sconce, tray, cubby shelf and freestanding screen foot support)
- 4. Fabric Selection - vendor, pattern and color (poufy, tackboard tiles, cubby units, accessory tackboard and freestanding screens)
- 5. Metal Color - Arctic Silver (ASL), Matte Black (MBK), Pewter (PEW) or Soft Nickel (SNK) accessories and freestanding screen foot supports

Example:

INF3060-1SUP | M | AUB | MOMENTUM | VOX | MYSTIC | PEW
 (model #) | (wood species) | (finish) | (fabric vendor) | (pattern name) | (pattern color) | (metal color)

1. Model Number

2. Wood Species - STANDARD Maple (M), PREMIUM Walnut (W) or White Oak (WK1); upcharge applies

**3. Wood Finish/Color Options:
Maple Frame/Cubby Shelf**

CAG	Aged Ash Coordinate	CFO	Fossil Coordinate
CAL	Ale Light Coordinate	CGR	Graphite Coordinate
ALM	Ale Medium	HRV	Harvest
AUB	Auburn	CHL	High Line Coordinate
BRL	Barley	CKC	Khaki Coordinate
CBE	Blonde Echo Coordinate	LGC	Legacy
CBO	Bourbon Light Coordinate	MCH	Mocha
BBM	Bourbon Medium	NTO	Night Owl
CBZ	Brazilwood Coordinate	COA	Oatmeal Cookie Coordinate
CBG	Brighton Light Coordinate	CPI	Pinnacle Walnut Coordinate
BRM	Brighton Medium	PRL	Praline
BUT	Butterscotch	SAF	Saffron
CIN	Cinnamon	SIE	Sienna
CLA	Classic	CST	Studio Teak Coordinate
CCF	Coffee Coordinate	TOF	Toffee
CLL	Collectors	TRF	Truffle
CCR	Cremello Coordinate	VEN	Venetian
EAR	Earthy	CVI	Vintage Coordinate
ESP	Espresso	CWH	Walnut Heights Coordinate
FLX	Flax	CWE	Weathered Ash Coordinate
CFL	Florence Walnut Coordinate		

***Walnut Frame (upcharge applies)/Cubby Shelf**

AUB	Auburn	SIE	Sienna
ESP	Espresso	TOF	Toffee
MCH	Mocha	TRF	Truffle
NTO	Night Owl		

***White Oak Frame (upcharge applies)/Cubby Shelf**

ACR	Acorn	POR	Porter
BUF	Buff	RYE	Rye
BUR	Burlap	SAD	Saddle
CHE	Chestnut	WWO	Whitewash
INK	Inkwell		

Solid Laminate

ALB	Alabaster	SHD	Shadow
BBL	Bridal Blanco	SLG	Slate Grey
DWH	Designer White		

Paint Color - Add \$38 list per item - (accessories only)

BKD	Backdrop	GRV	Greek Villa
BFX	Black Fox	GLF	Gulf Stream
BWH	Bright White	HTB	Heartthrob
CGP	Cargo Pants	NET	Network Gray
CHT	Chatroom	NWH	Nonchalant White
DSY	Daisy	PAR	Paradise
DRG	Daring	QXP	Quixotic Plum
DYN	Dynamo	RBZ	Relic Bronze
ENG	Engima	SND	Sandbank
FRR	French Roast	STM	Storm
GBY	Georgian Bay	TRC	Tricorn Black

***Note:** Walnut and White Oak Solid Hardwoods are PREMIUM materials and an upcharge applies. Associated upcharges are located in the bullet points under units where applicable.

4. Fabric Selection - Please supply the following:

- Fabric vendor
- Pattern name
- Pattern color

[For a complete list of JSI Graded-In Fabric click here](#)

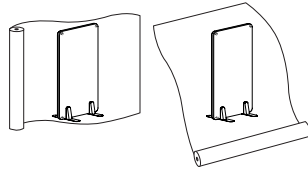
- Indicate direction of fabric - Railroaded or Up the Roll
- Please provide illustration, if available

All COM orders must include the following:

- Vendor's name, pattern name and color
- Sample of the fabric attached to order
- Model numbers of items for fabric application
- Special application instructions
- Customer and purchase order number

Ship prepaid COM material to:
 JSI
 Attn: COM Department
 201 East Martin Street
 Receiving B, Dock 71
 Orleans, IN 47452

Application of fabric:
 Railroaded *Up the Roll



All COM orders will ship at standard lead time from receipt of COM except for orders requiring special custom matched finishes.

*Upholstery can only be cut Up the Roll for 60"h freestanding screen

5. Metal Color:

- | | |
|-------------------|-----------------|
| ASL Arctic Silver | PEW Pewter |
| MBK Matte Black | SNK Soft Nickel |

JSI's extended powdercoat program of bright colors is available, upon request, on Indie. Contact Customer Service for a specific quote based on qty of units.

6. Power Center

EC30 - Under Mount


- Cubby shelf mounted simplex receptacle and two USB/10' - three prong power cord/field installed.
- Specify Black (B) or White (W) add \$489 list each. Can be left or right mounted under the cubby shelf. Cord color will match unit unless optional Graphite cord is specified. Add \$207 list for optional Graphite cord.



🔊 **STC (Sound Transmission Class)** - represents a material or product's ability to block sound from traveling through a wall, ceiling, floor or other building assembly.





NRC (Noise Reduction Coefficient) - measure the amount of energy absorbed when it strikes a particular surface.




Note: In any application, determining the overall acoustic value of a space can only be determined by testing space with all surface elements present. STC test was performed on a single 60"h x 48"w freestanding screen and NRC test was performed on a double 60"h x 78"w freestanding screen.


Poufy - Upholstered Wall Mount Tile

Description	D	W	H	CTN WT	CU FT	① Model	List Price Per Grade
Rectangular - Poufy Upholstered Wall Mount Tile	1 3/8	36	48	28	3	INW3648RTUP	COM \$593
 <ul style="list-style-type: none"> · vertical wall mount tile · supported by aluminum Z clips · wall fastener hardware provided by installer · heavy cushioned surface not recommended for tacking · com ydg: 1 1/2 							A \$608
							B \$636
							C \$684
							D \$746
							E \$810
							F \$907
							G \$1,010
							H \$1,122
							I \$1,295
							J \$1,504

Rectangular - Poufy Upholstered Wall Mount Tile	1 3/8	30	48	23	2	INW3048RTUP	COM \$590
 <ul style="list-style-type: none"> · vertical wall mount tile · supported by aluminum Z clips · wall fastener hardware provided by installer · heavy cushioned surface not recommended for tacking · com ydg: 1 1/2 							A \$605
							B \$632
							C \$681
							D \$743
							E \$807
							F \$904
							G \$1,007
							H \$1,119
							I \$1,292
							J \$1,501

Poufy - Upholstered Wall Mount Tile

Description	D	W	H	CTN WT	CU FT	① Model	List Price Per Grade
Rectangular Poufy Upholstered Wall Mount Tile  <ul style="list-style-type: none"> vertical wall mount tile supported by aluminum Z clips wall fastener hardware provided by installer heavy cushioned surface not recommended for tacking com ydg: 1 1/2 	1 3/8	24	48	19	2	INW2448RTUP	COM \$491 A \$506 B \$533 C \$582 D \$644 E \$707 F \$804 G \$908 H \$1,020 I \$1,193 J \$1,402

Rectangular Poufy Upholstered Wall Mount Tile  <ul style="list-style-type: none"> vertical wall mount tile supported by aluminum Z clips wall fastener hardware provided by installer heavy cushioned surface not recommended for tacking com ydg: 1 1/2 	1 3/8	18	48	15	2	INW1848RTUP	COM \$435 A \$450 B \$477 C \$526 D \$588 E \$651 F \$748 G \$852 H \$964 I \$1,137 J \$1,346
--	-------	----	----	----	---	-------------	---

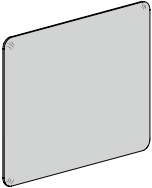
To Order, Specify:

- ① Model Number
- ② Fabric Selection - vendor, pattern and color


Specifications

- 12mm birch plywood panel frame
- 1/2" polyurethane foam surface cushioning
- extruded aluminum mounting Z clips

Poufy - Upholstered Wall Mount Tile


Description	D	W	H	CTN WT	CU FT	① Model	List Price Per Grade
Rectangular - Poufy Upholstered Wall Mount Tile 	1 3/8	48	36	28	3	INW4836RTUP	COM \$581
							A \$593
							B \$616
							C \$657
							D \$708
							E \$761
							F \$841
							G \$929
							H \$1,021
							I \$1,165
						J \$1,339	


- horizontal wall mount tile
- supported by aluminum Z clips
- wall fastener hardware provided by installer
- heavy cushioned surface not recommended for tacking
- com ydg: 1 1/4

Rectangular - Poufy Upholstered Wall Mount Tile 	1 3/8	30	36	18	2	INW3036RTUP	COM \$558
							A \$570
							B \$592
							C \$633
							D \$685
							E \$738
							F \$818
							G \$906
							H \$997
							I \$1,142
						J \$1,316	

- vertical wall mount tile
- supported by aluminum Z clips
- wall fastener hardware provided by installer
- heavy cushioned surface not recommended for tacking
- com ydg: 1 1/4

Poufy - Upholstered Wall Mount Tile

Description	D	W	H	CTN WT	CU FT	① Model	List Price Per Grade
Rectangular - Poufy Upholstered Wall Mount Tile  <ul style="list-style-type: none"> vertical wall mount tile supported by aluminum Z clips wall fastener hardware provided by installer heavy cushioned surface not recommended for tacking com ydg: 1 ¼ 	1 ¾	24	36	15	2	INW2436RTUP	COM \$464 A \$476 B \$498 C \$540 D \$591 E \$644 F \$724 G \$812 H \$904 I \$1,048 J \$1,222

Rectangular - Poufy Upholstered Wall Mount Tile  <ul style="list-style-type: none"> vertical wall mount tile supported by aluminum Z clips wall fastener hardware provided by installer heavy cushioned surface not recommended for tacking com ydg: 1 ¼ 	1 ¾	18	36	11	1	INW1836RTUP	COM \$383 A \$396 B \$418 C \$459 D \$511 E \$564 F \$644 G \$732 H \$823 I \$968 J \$1,142
--	-----	----	----	----	---	--------------------	--

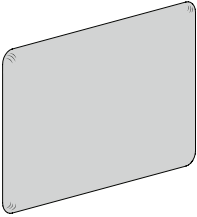

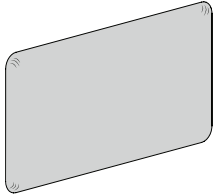
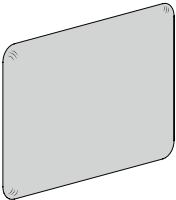
To Order, Specify:

- ① Model Number
- ② Fabric Selection - vendor, pattern and color

Specifications

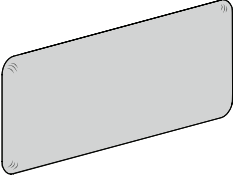
- 12mm birch plywood panel frame
- ½" polyurethane foam surface cushioning
- extruded aluminum mounting Z clips

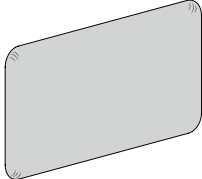
Poufy - Upholstered Wall Mount Tile

Description	D	W	H	CTN WT	CU FT	① Model	List Price Per Grade
Rectangular - Poufy Upholstered Wall Mount Tile 	1 3/8	48	30	23	2	INW4830RTUP	COM \$574
	<ul style="list-style-type: none"> horizontal wall mount tile supported by aluminum Z clips wall fastener hardware provided by installer heavy cushioned surface not recommended for tacking com ydg: 1 						A \$584 B \$603 C \$636 D \$677 E \$719 F \$783 G \$853 H \$927 I \$1,043 J \$1,181
Rectangular - Poufy Upholstered Wall Mount Tile 	1 3/8	36	30	18	2	INW3630RTUP	COM \$543
	<ul style="list-style-type: none"> horizontal wall mount tile supported by aluminum Z clips wall fastener hardware provided by installer heavy cushioned surface not recommended for tacking com ydg: 1 						A \$552 B \$571 C \$604 D \$645 E \$687 F \$752 G \$821 H \$895 I \$1,011 J \$1,149
Rectangular - Poufy Upholstered Wall Mount Tile 	1 3/8	48	24	19	2	INW4824RTUP	COM \$491
	<ul style="list-style-type: none"> horizontal wall mount tile supported by aluminum Z clips wall fastener hardware provided by installer heavy cushioned surface not recommended for tacking com ydg: 1 						A \$501 B \$520 C \$552 D \$593 E \$636 F \$700 G \$770 H \$843 I \$959 J \$1,098
Rectangular - Poufy Upholstered Wall Mount Tile 	1 3/8	36	24	15	2	INW3624RTUP	COM \$449
	<ul style="list-style-type: none"> horizontal wall mount tile supported by aluminum Z clips wall fastener hardware provided by installer heavy cushioned surface not recommended for tacking com ydg: 1 						A \$458 B \$477 C \$510 D \$551 E \$593 F \$658 G \$727 H \$801 I \$917 J \$1,055

INDIE

Poufy - Upholstered Wall Mount Tile

Description	D	W	H	CTN WT	CU FT	① Model	List Price Per Grade
Rectangular - Poufy Upholstered Wall Mount Tile  <ul style="list-style-type: none"> horizontal wall mount tile supported by aluminum Z clips wall fastener hardware provided by installer heavy cushioned surface not recommended for tacking com ydg: 3/4 	1 3/8	48	18	15	2	INW4818RTUP	COM \$420 A \$428 B \$441 C \$466 D \$497 E \$529 F \$578 G \$629 H \$685 I \$772 J \$876

Rectangular - Poufy Upholstered Wall Mount Tile  <ul style="list-style-type: none"> horizontal wall mount tile supported by aluminum Z clips wall fastener hardware provided by installer heavy cushioned surface not recommended for tacking com ydg: 3/4 	1 3/8	36	18	11	1	INW3618RTUP	COM \$385 A \$392 B \$406 C \$430 D \$462 E \$493 F \$542 G \$593 H \$649 I \$736 J \$840
--	-------	----	----	----	---	--------------------	--


To Order, Specify:


- ① Model Number
- ② Fabric Selection - vendor, pattern and color

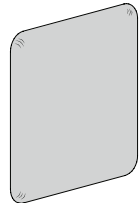
Specifications

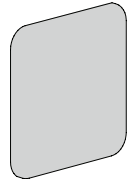
- 12mm birch plywood panel frame
- 1/2" polyurethane foam surface cushioning
- extruded aluminum mounting Z clips

Poufy - Upholstered Wall Mount Tile

Description	D	W	H	CTN WT	CU FT	① Model	List Price Per Grade	
Square - Poufy Upholstered Wall Mount Tile 	1 3/8	48	48	38	3	INW4848SQUP	COM \$613	
	<ul style="list-style-type: none"> · supported by aluminum Z clips · wall fastener hardware provided by installer · heavy cushioned surface not recommended for tacking · com ydg: 1 1/2 							A \$628
								B \$656
								C \$704
								D \$766
								E \$830
								F \$927
								G \$1,030
								H \$1,142
								I \$1,315
							J \$1,524	


Square - Poufy Upholstered Wall Mount Tile 	1 3/8	36	36	21	2	INW3636SQUP	COM \$573	
	<ul style="list-style-type: none"> · supported by aluminum Z clips · wall fastener hardware provided by installer · heavy cushioned surface not recommended for tacking · com ydg: 1 1/4 							A \$586
								B \$608
								C \$649
								D \$701
								E \$754
								F \$834
								G \$922
								H \$1,013
								I \$1,158
							J \$1,332	


Square - Poufy Upholstered Wall Mount Tile 	1 3/8	24	24	10	1	INW2424SQUP	COM \$389	
	<ul style="list-style-type: none"> · supported by aluminum Z clips · wall fastener hardware provided by installer · heavy cushioned surface not recommended for tacking · com ydg: 1 							A \$398
								B \$417
								C \$450
								D \$491
								E \$533
								F \$598
								G \$667
								H \$741
								I \$857
							J \$995	

Square - Poufy Upholstered Wall Mount Tile 	1 3/8	18	18	7	1	INW1818SQUP	COM \$352	
	<ul style="list-style-type: none"> · supported by aluminum Z clips · wall fastener hardware provided by installer · heavy cushioned surface not recommended for tacking · com ydg: 3/4 							A \$359
								B \$373
								C \$397
								D \$429
								E \$460
								F \$509
								G \$561
								H \$617
								I \$703
							J \$808	

INDIE

Poufy - Upholstered Wall Mount Tile

Description	D	W	H	CTN WT	CU FT	① Model	List Price Per Grade
Round - Poufy Upholstered Wall Mount Tile 	1 3/8	24	24	10	1	INW24RDUP	COM \$389 A \$398 B \$417 C \$450 D \$491 E \$533 F \$598 G \$667 H \$741 I \$857 J \$995
<ul style="list-style-type: none"> · supported by aluminum Z clips · wall fastener hardware provided by installer · heavy cushioned surface not recommended for tacking · com ydg: 1 							

Round - Poufy Upholstered Wall Mount Tile 	1 3/8	18	18	7	1	INW18RDUP	COM \$352 A \$359 B \$373 C \$397 D \$429 E \$460 F \$509 G \$561 H \$617 I \$703 J \$808
<ul style="list-style-type: none"> · supported by aluminum Z clips · wall fastener hardware provided by installer · heavy cushioned surface not recommended for tacking · com ydg: 3/4 							

To Order, Specify:

- ① Model Number
- ② Fabric Selection - vendor, pattern and color

Specifications


- 12mm birch plywood panel frame
- 1/2" polyurethane foam surface cushioning
- extruded aluminum mounting Z clips

Tackboard - Upholstered Wall Mount Tile


Description	D	W	H	CTN WT	CU FT	① Model	List Price Per Grade
Rectangular - Tackboard Upholstered Wall Mount Tile	1	36	48	28	3	INW3648RTUT	COM \$616
<ul style="list-style-type: none"> · vertical wall mount tile · supported by aluminum Z clips · wall fastener hardware provided by installer · com ydg: 1 ½ 							A \$630
							B \$658
							C \$706
							D \$769
							E \$832
							F \$929
							G \$1,032
							H \$1,144
							I \$1,317
							J \$1,526




Rectangular - Tackboard Upholstered Wall Mount Tile	1	30	48	23	2	INW3048RTUT	COM \$605
<ul style="list-style-type: none"> · vertical wall mount tile · supported by aluminum Z clips · wall fastener hardware provided by installer · com ydg: 1 ½ 							A \$620
							B \$647
							C \$696
							D \$758
							E \$821
							F \$918
							G \$1,022
							H \$1,134
							I \$1,307
							J \$1,515



Tackboard - Upholstered Wall Mount Tile

Description	D	W	H	CTN WT	CU FT	① Model	List Price Per Grade
Rectangular - Tackboard Upholstered Wall Mount Tile	1	24	48	19	2	INW2448RTUT	COM \$524
 <ul style="list-style-type: none"> vertical wall mount tile supported by aluminum Z clips wall fastener hardware provided by installer com ydg: 1 1/2 							A \$539
							B \$566
							C \$615
							D \$677
							E \$740
							F \$837
							G \$941
							H \$1,052
							I \$1,225
							J \$1,434

Rectangular - Tackboard Upholstered Wall Mount Tile	1	18	48	15	2	INW1848RTUT	COM \$463
 <ul style="list-style-type: none"> vertical wall mount tile supported by aluminum Z clips wall fastener hardware provided by installer com ydg: 1 1/2 							A \$477
							B \$505
							C \$553
							D \$616
							E \$679
							F \$776
							G \$879
							H \$991
							I \$1,164
							J \$1,373

To Order, Specify:

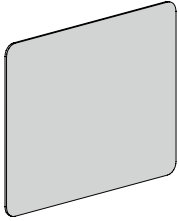
- ① Model Number
- ② Fabric Selection - vendor, pattern and color

Specifications


- 1/2" soft tack core face
- 1/4" hard board backer panel
- covered with surface glued and stapled upholstery
- extruded aluminum mounting Z clips

Tackboard - Upholstered Wall Mount Tile


Description	D	W	H	CTN WT	CU FT	① Model	List Price Per Grade
Rectangular - Tackboard Upholstered Wall Mount Tile	1	48	36	28	3	INW4836RTUT	COM \$601
<ul style="list-style-type: none"> · horizontal wall mount tile · supported by aluminum Z clips · wall fastener hardware provided by installer · com ydg: 1 ¼ 							A \$613
							B \$636
							C \$677
							D \$728
							E \$781
							F \$861
							G \$949
							H \$1,041
							I \$1,185
							J \$1,359




Rectangular - Tackboard Upholstered Wall Mount Tile	1	30	36	18	2	INW3036RTUT	COM \$572
<ul style="list-style-type: none"> · vertical wall mount tile · supported by aluminum Z clips · wall fastener hardware provided by installer · com ydg: 1 ¼ 							A \$585
							B \$607
							C \$648
							D \$700
							E \$753
							F \$833
							G \$920
							H \$1,012
							I \$1,157
							J \$1,331



Tackboard - Upholstered Wall Mount Tile

Description	D	W	H	CTN WT	CU FT	① Model	List Price Per Grade
Rectangular - Tackboard Upholstered Wall Mount Tile	1	24	36	15	2	INW2436RTUT	COM \$468
 <ul style="list-style-type: none"> vertical wall mount tile supported by aluminum Z clips wall fastener hardware provided by installer com ydg: 1 ¼ 							A \$481
							B \$503
							C \$544
							D \$596
							E \$648
							F \$728
							G \$816
							H \$908
							I \$1,052
							J \$1,226

Rectangular - Tackboard Upholstered Wall Mount Tile	1	18	36	11	1	INW1836RTUT	COM \$391
 <ul style="list-style-type: none"> vertical wall mount tile supported by aluminum Z clips wall fastener hardware provided by installer com ydg: 1 ¼ 							A \$404
							B \$426
							C \$467
							D \$519
							E \$571
							F \$651
							G \$739
							H \$831
							I \$975
							J \$1,149

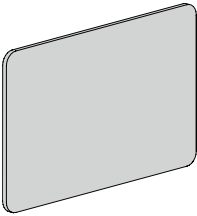
To Order, Specify:


- ① Model Number
- ② Fabric Selection - vendor, pattern and color

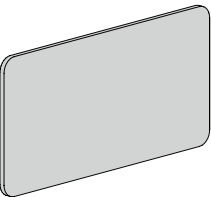
Specifications

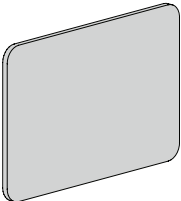
- ½" soft tack core face
- ¼" hard board backer panel
- covered with surface glued and stapled upholstery
- extruded aluminum mounting Z clips

Tackboard - Upholstered Wall Mount Tile

Description	D	W	H	CTN WT	CU FT	① Model	List Price Per Grade
Rectangular - Tackboard Upholstered Wall Mount Tile  <ul style="list-style-type: none"> horizontal wall mount tile supported by aluminum Z clips wall fastener hardware provided by installer com ydg: 1 	1	48	30	23	2	INW4830RTUT	COM \$587
	A \$597						
	B \$616						
	C \$648						
	D \$689						
	E \$732						
	F \$796						
	G \$866						
	H \$939						
	I \$1,055						
	J \$1,194						

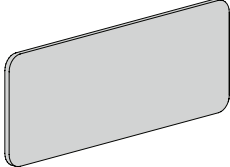
Rectangular - Tackboard Upholstered Wall Mount Tile  <ul style="list-style-type: none"> horizontal wall mount tile supported by aluminum Z clips wall fastener hardware provided by installer com ydg: 1 	1	36	30	18	2	INW3630RTUT	COM \$559
	A \$568						
	B \$587						
	C \$620						
	D \$661						
	E \$703						
	F \$767						
	G \$837						
	H \$911						
	I \$1,027						
	J \$1,165						

Rectangular - Tackboard Upholstered Wall Mount Tile  <ul style="list-style-type: none"> horizontal wall mount tile supported by aluminum Z clips wall fastener hardware provided by installer com ydg: 1 	1	48	24	19	2	INW4824RTUT	COM \$524
	A \$533						
	B \$552						
	C \$585						
	D \$626						
	E \$668						
	F \$733						
	G \$802						
	H \$876						
	I \$992						
	J \$1,130						

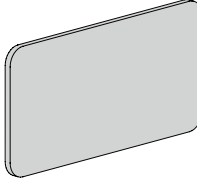
Rectangular - Tackboard Upholstered Wall Mount Tile  <ul style="list-style-type: none"> horizontal wall mount tile supported by aluminum Z clips wall fastener hardware provided by installer com ydg: 1 	1	36	24	15	2	INW3624RTUT	COM \$453
	A \$463						
	B \$482						
	C \$514						
	D \$555						
	E \$598						
	F \$662						
	G \$732						
	H \$805						
	I \$922						
	J \$1,060						

INDIE

Tackboard - Upholstered Wall Mount Tile

Description	D	W	H	CTN WT	CU FT	① Model	List Price Per Grade
Rectangular - Tackboard Upholstered Wall Mount Tile 	1	48	18	15	2	INW4818RTUT	COM \$448
							A \$455
							B \$469
							C \$493
							D \$525
							E \$556
							F \$605
							G \$657
							H \$713
							I \$799
						J \$904	

- horizontal wall mount tile
- supported by aluminum Z clips
- wall fastener hardware provided by installer
- com ydg: ¾

Rectangular - Tackboard Upholstered Wall Mount Tile 	1	36	18	11	1	INW3618RTUT	COM \$411
							A \$418
							B \$432
							C \$456
							D \$488
							E \$520
							F \$568
							G \$620
							H \$676
							I \$762
						J \$867	

- horizontal wall mount tile
- supported by aluminum Z clips
- wall fastener hardware provided by installer
- com ydg: ¾


To Order, Specify:


- ① Model Number
- ② Fabric Selection - vendor, pattern and color


Specifications


- ½" soft tack core face
- ¼" hard board backer panel
- covered with surface glued and stapled upholstery
- extruded aluminum mounting Z clips

Tackboard - Upholstered Wall Mount Tile

Description	D	W	H	CTN WT	CU FT	① Model	List Price Per Grade	
Square - Tackboard Upholstered Wall Mount Tile 	1	48	48	38	3	INW4848SQT	COM \$659	
	<ul style="list-style-type: none"> · supported by aluminum Z clips · wall fastener hardware provided by installer · com ydg: 1 1/2 							A \$674
								B \$701
								C \$750
								D \$812
								E \$875
								F \$972
								G \$1,076
								H \$1,187
								I \$1,360
							J \$1,569	

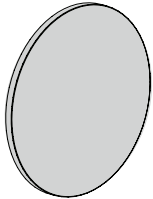
Square - Tackboard Upholstered Wall Mount Tile 	1	36	36	21	2	INW3636SQT	COM \$613	
	<ul style="list-style-type: none"> · supported by aluminum Z clips · wall fastener hardware provided by installer · com ydg: 1 1/4 							A \$626
								B \$648
								C \$689
								D \$741
								E \$794
								F \$874
								G \$962
								H \$1,053
								I \$1,198
							J \$1,372	

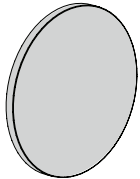
Square - Tackboard Upholstered Wall Mount Tile 	1	24	24	10	1	INW2424SQT	COM \$415	
	<ul style="list-style-type: none"> · supported by aluminum Z clips · wall fastener hardware provided by installer · com ydg: 1 							A \$425
								B \$444
								C \$476
								D \$517
								E \$560
								F \$624
								G \$694
								H \$767
								I \$884
							J \$1,022	

Square - Tackboard Upholstered Wall Mount Tile 	1	18	18	7	1	INW1818SQT	COM \$371	
	<ul style="list-style-type: none"> · supported by aluminum Z clips · wall fastener hardware provided by installer · com ydg: 3/4 							A \$378
								B \$392
								C \$416
								D \$448
								E \$479
								F \$528
								G \$580
								H \$636
								I \$722
							J \$827	

INDIE

Tackboard - Upholstered Wall Mount Tile

Description	D	W	H	CTN WT	CU FT	① Model	List Price Per Grade
Round - Tackboard Upholstered Wall Mount Tile  <ul style="list-style-type: none"> · supported by aluminum Z clips · wall fastener hardware provided by installer · com ydg: 1 	1	24	24	10	1	INW24RDUT	COM \$415 A \$425 B \$444 C \$476 D \$517 E \$560 F \$624 G \$694 H \$767 I \$884 J \$1,022

Round - Tackboard Upholstered Wall Mount Tile  <ul style="list-style-type: none"> · supported by aluminum Z clips · wall fastener hardware provided by installer · com ydg: ¾ 	1	18	18	7	1	INW18RDUT	COM \$371 A \$378 B \$392 C \$416 D \$448 E \$479 F \$528 G \$580 H \$636 I \$722 J \$827
---	---	----	----	---	---	-----------	---

To Order, Specify:


- ① Model Number
- ② Fabric Selection - vendor, pattern and color

Specifications

- ½" soft tack core face
- ¼" hard board backer panel
- covered with surface glued and stapled upholstery
- extruded aluminum mounting Z clips


Glass Magnetic Marker - Wall Mount Tile

Description	D	W	H	CTN WT	CU FT	Model	List Price
Rectangular - Glass Magnetic Wall Mounted Marker Tile	5/8	36	48	39	4	INW3648RTMBG	\$2,964



- vertical wall mount tile
- supported by aluminum Z clips
- wall fastener hardware provided by installer
- 4mm white back painted tempered glass
- hidden aluminum 1/2" thin profile frame
- metal backer sheet for use with magnets

Rectangular - Glass Magnetic Wall Mounted Marker Tile	5/8	30	48	32	4	INW3048RTMBG	\$2,365
---	-----	----	----	----	---	--------------	---------



- vertical wall mount tile
- supported by aluminum Z clips
- wall fastener hardware provided by installer
- 4mm white back painted tempered glass
- hidden aluminum 1/2" thin profile frame
- metal backer sheet for use with magnets

Rectangular - Glass Magnetic Wall Mounted Marker Tile	5/8	24	48	26	3	INW2448RTMBG	\$2,124
---	-----	----	----	----	---	--------------	---------



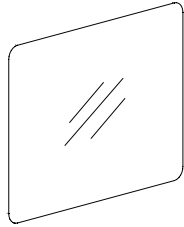
- vertical wall mount tile
- supported by aluminum Z clips
- wall fastener hardware provided by installer
- 4mm white back painted tempered glass
- hidden aluminum 1/2" thin profile frame
- metal backer sheet for use with magnets

Rectangular - Glass Magnetic Wall Mounted Marker Tile	5/8	18	48	20	2	INW1848RTMBG	\$1,515
---	-----	----	----	----	---	--------------	---------



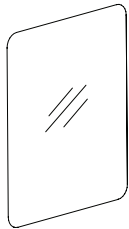
- vertical wall mount tile
- supported by aluminum Z clips
- wall fastener hardware provided by installer
- 4mm white back painted tempered glass
- hidden aluminum 1/2" thin profile frame
- metal backer sheet for use with magnets

Description	D	W	H	CTN WT	CU FT	① Model	List Price
Rectangular - Glass Magnetic Wall Mounted Marker Tile	5/8	48	36	39	4	INW4836RTMBG	\$3,013



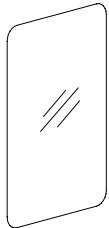
- horizontal wall mount tile
- supported by aluminum Z clips
- wall fastener hardware provided by installer
- 4mm white back painted tempered glass
- hidden aluminum 1/2" thin profile frame
- metal backer sheet for use with magnets

Rectangular - Glass Magnetic Wall Mounted Marker Tile	5/8	30	36	25	3	INW3036RTMBG	\$1,826
---	-----	----	----	----	---	--------------	---------



- vertical wall mount tile
- supported by aluminum Z clips
- wall fastener hardware provided by installer
- 4mm white back painted tempered glass
- hidden aluminum 1/2" thin profile frame
- metal backer sheet for use with magnets

Rectangular - Glass Magnetic Wall Mounted Marker Tile	5/8	24	36	20	2	INW2436RTMBG	\$1,728
---	-----	----	----	----	---	--------------	---------



- vertical wall mount tile
- supported by aluminum Z clips
- wall fastener hardware provided by installer
- 4mm white back painted tempered glass
- hidden aluminum 1/2" thin profile frame
- metal backer sheet for use with magnets

Rectangular - Glass Magnetic Wall Mounted Marker Tile	5/8	18	36	15	2	INW1836RTMBG	\$1,259
---	-----	----	----	----	---	--------------	---------



- vertical wall mount tile
- supported by aluminum Z clips
- wall fastener hardware provided by installer
- 4mm white back painted tempered glass
- hidden aluminum 1/2" thin profile frame
- metal backer sheet for use with magnets

To Order, Specify:

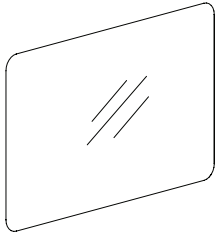
① Model Number

Specifications

- 4mm white back painted tempered glass marker surface
- 20 gauge metal backer sheet for magnet application
- 1/2" thin profile hidden extruded aluminum frame
- extruded aluminum mounting Z clips

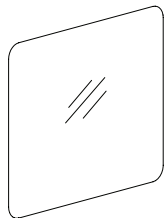
Glass Magnetic Marker - Wall Mount Tile

Description	D	W	H	CTN WT	CU FT	Model	List Price
Rectangular - Glass Magnetic Wall Mounted Marker Tile	5/8	48	30	32	4	INW4830RTMBG	\$2,438



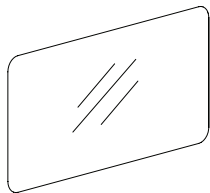
- horizontal wall mount tile
- supported by aluminum Z clips
- wall fastener hardware provided by installer
- 4mm white back painted tempered glass
- hidden aluminum 1/2" thin profile frame
- metal backer sheet for use with magnets

Rectangular - Glass Magnetic Wall Mounted Marker Tile	5/8	36	30	25	3	INW3630RTMBG	\$1,851
---	-----	----	----	----	---	--------------	---------



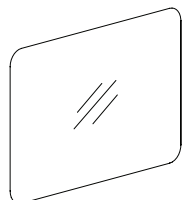
- horizontal wall mount tile
- supported by aluminum Z clips
- wall fastener hardware provided by installer
- 4mm white back painted tempered glass
- hidden aluminum 1/2" thin profile frame
- metal backer sheet for use with magnets

Rectangular - Glass Magnetic Wall Mounted Marker Tile	5/8	48	24	26	3	INW4824RTMBG	\$2,223
---	-----	----	----	----	---	--------------	---------



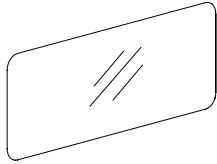
- horizontal wall mount tile
- supported by aluminum Z clips
- wall fastener hardware provided by installer
- 4mm white back painted tempered glass
- hidden aluminum 1/2" thin profile frame
- metal backer sheet for use with magnets

Rectangular - Glass Magnetic Wall Mounted Marker Tile	5/8	36	24	20	2	INW3624RTMBG	\$1,776
---	-----	----	----	----	---	--------------	---------



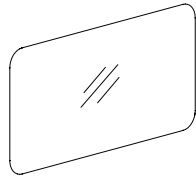
- horizontal wall mount tile
- supported by aluminum Z clips
- wall fastener hardware provided by installer
- 4mm white back painted tempered glass
- hidden aluminum 1/2" thin profile frame
- metal backer sheet for use with magnets

Description	D	W	H	CTN WT	CU FT	① Model	List Price
Rectangular - Glass Magnetic Wall Mounted Marker Tile	5/8	48	18	20	2	INW4818RTMBG	\$1,639



- horizontal wall mount tile
- supported by aluminum Z clips
- wall fastener hardware provided by installer
- 4mm white back painted tempered glass
- hidden aluminum 1/2" thin profile frame
- metal backer sheet for use with magnets

Rectangular - Glass Magnetic Wall Mounted Marker Tile	5/8	36	18	15	2	INW3618RTMBG	\$1,333
---	-----	----	----	----	---	--------------	---------



- horizontal wall mount tile
- supported by aluminum Z clips
- wall fastener hardware provided by installer
- 4mm white back painted tempered glass
- hidden aluminum 1/2" thin profile frame
- metal backer sheet for use with magnets

To Order, Specify:


① Model Number

Specifications

- 4mm white back painted tempered glass marker surface
- 20 gauge metal backer sheet for magnet application
- 1/2" thin profile hidden extruded aluminum frame
- extruded aluminum mounting Z clips

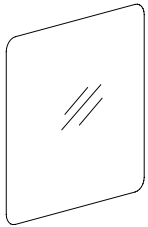
Glass Magnetic Marker - Wall Mount Tile

Description	D	W	H	CTN WT	CU FT	Model	List Price
Square - Glass Magnetic Wall Mounted Marker Tile	5/8	48	48	50	6	INW4848SQMBG	\$3,514



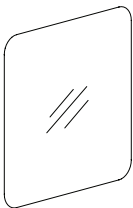
- supported by aluminum Z clips
- wall fastener hardware provided by installer
- 4mm white back painted tempered glass
- hidden aluminum 1/2" thin profile frame
- metal backer sheet for use with magnets

Square - Glass Magnetic Wall Mounted Marker Tile	5/8	36	36	30	3	INW3636SQMBG	\$2,195
--	-----	----	----	----	---	--------------	---------



- supported by aluminum Z clips
- wall fastener hardware provided by installer
- 4mm white back painted tempered glass
- hidden aluminum 1/2" thin profile frame
- metal backer sheet for use with magnets

Square - Glass Magnetic Wall Mounted Marker Tile	5/8	24	24	14	2	INW2424SQMBG	\$1,214
--	-----	----	----	----	---	--------------	---------



- supported by aluminum Z clips
- wall fastener hardware provided by installer
- 4mm white back painted tempered glass
- hidden aluminum 1/2" thin profile frame
- metal backer sheet for use with magnets

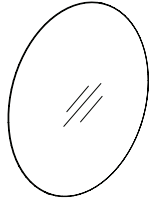
Square - Glass Magnetic Wall Mounted Marker Tile	5/8	18	18	9	1	INW1818SQMBG	\$878
--	-----	----	----	---	---	--------------	-------



- supported by aluminum Z clips
- wall fastener hardware provided by installer
- 4mm white back painted tempered glass
- hidden aluminum 1/2" thin profile frame
- metal backer sheet for use with magnets

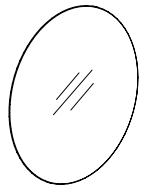
INDIE

Description	D	W	H	CTN WT	CU FT	① Model	List Price
Round - Glass Magnetic Wall Mounted Marker Tile	5/8	24	24	12	2	INW24RDMBG	\$2,023



- supported by aluminum Z clips
- wall fastener hardware provided by installer
- 4mm white back painted tempered glass
- hidden aluminum 1/2" thin profile frame
- metal backer sheet for use with magnets

Round - Glass Magnetic Wall Mounted Marker Tile	5/8	18	18	9	1	INW18RDMBG	\$1,639
---	-----	----	----	---	---	------------	---------



- supported by aluminum Z clips
- wall fastener hardware provided by installer
- 4mm white back painted tempered glass
- hidden aluminum 1/2" thin profile frame
- metal backer sheet for use with magnets

To Order, Specify:

① Model Number

Specifications

- 4mm white back painted tempered glass marker surface
- 20 gauge metal backer sheet for magnet application
- 1/2" thin profile hidden extruded aluminum frame
- extruded aluminum mounting Z clips

Laminate - Marker Wall Mount Tile

Description	D	W	H	CTN WT	CU FT	Model	List Price
Rectangular - Laminate Wall Mount Marker Tile	1	36	48	43	3	INW3648RTMBL	\$879



- vertical wall mount tile
- supported by aluminum Z clips
- wall fastener hardware provided by installer
- white markerboard high pressure laminate
- white edge band

Rectangular - Laminate Wall Mount Marker Tile	1	30	48	37	2	INW3048RTMBL	\$775
---	---	----	----	----	---	--------------	-------



- vertical wall mount tile
- supported by aluminum Z clips
- wall fastener hardware provided by installer
- white markerboard high pressure laminate
- white edge band

Rectangular - Laminate Wall Mount Marker Tile	1	24	48	30	2	INW2448RTMBL	\$669
---	---	----	----	----	---	--------------	-------



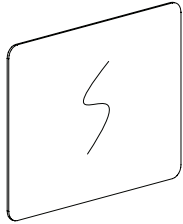
- vertical wall mount tile
- supported by aluminum Z clips
- wall fastener hardware provided by installer
- white markerboard high pressure laminate
- white edge band

Rectangular - Laminate Wall Mount Marker Tile	1	18	48	22	2	INW1848RTMBL	\$533
---	---	----	----	----	---	--------------	-------




- vertical wall mount tile
- supported by aluminum Z clips
- wall fastener hardware provided by installer
- white markerboard high pressure laminate
- white edge band

Description	D	W	H	CTN WT	CU FT	① Model	List Price
Rectangular - Laminate Wall Mount Marker Tile	1	48	36	43	3	INW4836RTMBL	\$879



- horizontal wall mount tile
- supported by aluminum Z clips
- wall fastener hardware provided by installer
- white markerboard high pressure laminate
- white edge band

Rectangular - Laminate Wall Mount Marker Tile	1	30	36	28	2	INW3036RTMBL	\$645
---	---	----	----	----	---	--------------	-------



- horizontal wall mount tile
- supported by aluminum Z clips
- wall fastener hardware provided by installer
- white markerboard high pressure laminate
- white edge band

Rectangular - Laminate Wall Mount Marker Tile	1	24	36	22	2	INW2436RTMBL	\$487
---	---	----	----	----	---	--------------	-------



- vertical wall mount tile
- supported by aluminum Z clips
- wall fastener hardware provided by installer
- white markerboard high pressure laminate
- white edge band

Rectangular - Laminate Wall Mount Marker Tile	1	18	36	18	1	INW1836RTMBL	\$457
---	---	----	----	----	---	--------------	-------



- vertical wall mount tile
- supported by aluminum Z clips
- wall fastener hardware provided by installer
- white markerboard high pressure laminate
- white edge band

To Order, Specify:

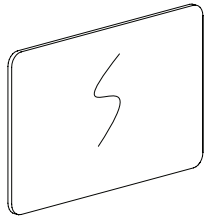
① Model Number

Specifications

- 3/4" thickness, 3 ply balanced construction
- 1mm PVC edge
- white high pressure marker laminate face
- phenolic balancing backer panel
- extruded aluminum mounting Z clips

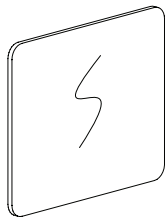
Laminate - Marker Wall Mount Tile

Description	D	W	H	CTN WT	CU FT	Model	List Price
Rectangular - Laminate Wall Mount Marker Tile	1	48	30	37	2	INW4830RTMBL	\$775



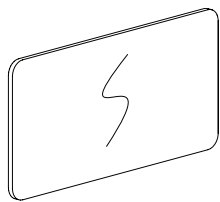
- horizontal wall mount tile
- supported by aluminum Z clips
- wall fastener hardware provided by installer
- white markerboard high pressure laminate
- white edge band

Rectangular - Laminate Wall Mount Marker Tile	1	36	30	28	2	INW3630RTMBL	\$645
---	---	----	----	----	---	--------------	-------



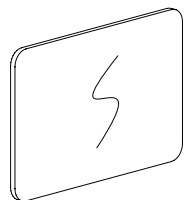
- horizontal wall mount tile
- supported by aluminum Z clips
- wall fastener hardware provided by installer
- white markerboard high pressure laminate
- white edge band

Rectangular - Laminate Wall Mount Marker Tile	1	48	24	30	2	INW4824RTMBL	\$669
---	---	----	----	----	---	--------------	-------



- horizontal wall mount tile
- supported by aluminum Z clips
- wall fastener hardware provided by installer
- white markerboard high pressure laminate
- white edge band

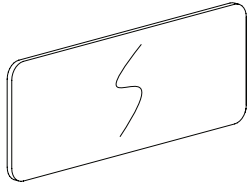
Rectangular - Laminate Wall Mount Marker Tile	1	36	24	22	2	INW3624RTMBL	\$487
---	---	----	----	----	---	--------------	-------



- horizontal wall mount tile
- supported by aluminum Z clips
- wall fastener hardware provided by installer
- white markerboard high pressure laminate
- white edge band

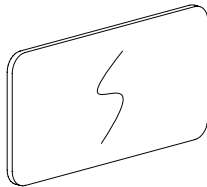
INDIE

Description	D	W	H	CTN WT	CU FT	① Model	List Price
Rectangular - Laminate Wall Mount Marker Tile	1	48	18	22	2	INW4818RTMBL	\$533



- horizontal wall mount tile
- supported by aluminum Z clips
- wall fastener hardware provided by installer
- white markerboard high pressure laminate
- white edge band

Rectangular - Laminate Wall Mount Marker Tile	1	36	18	18	1	INW3618RTMBL	\$457
---	---	----	----	----	---	--------------	-------



- horizontal wall mount tile
- supported by aluminum Z clips
- wall fastener hardware provided by installer
- white markerboard high pressure laminate
- white edge band

To Order, Specify:

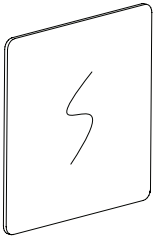
① Model Number

Specifications

- 3/4" thickness, 3 ply balanced construction
- 1mm PVC edge
- white high pressure marker laminate face
- phenolic balancing backer panel
- extruded aluminum mounting Z clips


Laminate - Marker Wall Mount Tile

Description	D	W	H	CTN WT	CU FT	Model	List Price
Square - Laminate Wall Mount Marker Tile	1	48	48	57	3	INW4848SQMBL	\$1,089



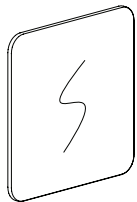
- supported by aluminum Z clips
- wall fastener hardware provided by installer
- white markerboard high pressure laminate
- white edge band

Square - Laminate Wall Mount Marker Tile	1	36	36	33	2	INW3636SQMBL	\$721
---	---	----	----	----	---	--------------	-------



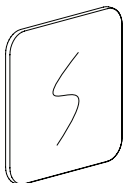
- supported by aluminum Z clips
- wall fastener hardware provided by installer
- white markerboard high pressure laminate
- white edge band

Square - Laminate Wall Mount Marker Tile	1	24	24	16	1	INW2424SQMBL	\$463
---	---	----	----	----	---	--------------	-------



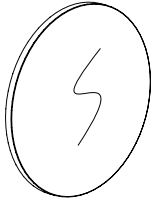
- supported by aluminum Z clips
- wall fastener hardware provided by installer
- white markerboard high pressure laminate
- white edge band

Square - Laminate Wall Mount Marker Tile	1	18	18	11	1	INW1818SQMBL	\$339
---	---	----	----	----	---	--------------	-------



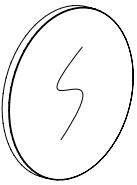
- supported by aluminum Z clips
- wall fastener hardware provided by installer
- white markerboard high pressure laminate
- white edge band

Description	D	W	H	CTN WT	CU FT	① Model	List Price
Round - Laminate Wall Mount Marker Tile	1	24	24	16	1	INW24RDMBL	\$457



- supported by aluminum Z clips
- wall fastener hardware provided by installer
- white markerboard high pressure laminate
- white edge band

Round - Laminate Wall Mount Marker Tile	1	18	18	11	1	INW18RDMBL	\$355
--	---	----	----	----	---	------------	-------



- supported by aluminum Z clips
- wall fastener hardware provided by installer
- white markerboard high pressure laminate
- white edge band

To Order, Specify:


① Model Number

Specifications

- 3/4" thickness, 3 ply balanced construction
- 1mm PVC edge
- white high pressure marker laminate face
- phenolic balancing backer panel
- extruded aluminum mounting Z clips

Veneer - Wall Mount Tile

Description	D	W	H	CTN WT	CU FT	Model	Flat Cut List Price	Double Cut List Price
Rectangular - Veneer Wall Mounted Tile	1	36	48	43	3	INW3648RTV	\$963	\$1,079




- vertical wall mount tile
- supported by aluminum Z clips
- wall fastener hardware provided by installer
- veneer grain direction runs vertical on tile face

Rectangular - Veneer Wall Mounted Tile	1	30	48	37	2	INW3048RTV	\$914	\$1,023
--	---	----	----	----	---	------------	-------	---------




- vertical wall mount tile
- supported by aluminum Z clips
- wall fastener hardware provided by installer
- veneer grain direction runs vertical on tile face

Rectangular - Veneer Wall Mounted Tile	1	24	48	30	2	INW2448RTV	\$865	\$970
--	---	----	----	----	---	------------	-------	-------

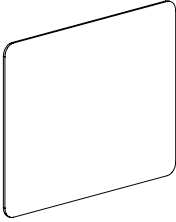





- vertical wall mount tile
- supported by aluminum Z clips
- wall fastener hardware provided by installer
- veneer grain direction runs vertical on tile face

Rectangular - Veneer Wall Mounted Tile	1	18	48	22	2	INW1848RTV	\$784	\$880
--	---	----	----	----	---	------------	-------	-------



- vertical wall mount tile
- supported by aluminum Z clips
- wall fastener hardware provided by installer
- veneer grain direction runs vertical on tile face

Description	D	W	H	CTN WT	CU FT	① Model	Flat Cut List Price	Double Cut List Price
Rectangular - Veneer Wall Mounted Tile  <ul style="list-style-type: none"> horizontal wall mount tile supported by aluminum Z clips wall fastener hardware provided by installer veneer grain direction runs vertical on tile face 	1	48	36	43	3	INW4836RTV	\$963	\$1,079
Rectangular - Veneer Wall Mounted Tile  <ul style="list-style-type: none"> horizontal wall mount tile supported by aluminum Z clips wall fastener hardware provided by installer veneer grain direction runs vertical on tile face 	1	30	36	28	2	INW3036RTV	\$855	\$957
Rectangular - Veneer Wall Mounted Tile  <ul style="list-style-type: none"> vertical wall mount tile supported by aluminum Z clips wall fastener hardware provided by installer veneer grain direction runs vertical on tile face 	1	24	36	22	2	INW2436RTV	\$814	\$913
Rectangular - Veneer Wall Mounted Tile  <ul style="list-style-type: none"> vertical wall mount tile supported by aluminum Z clips wall fastener hardware provided by installer veneer grain direction runs vertical on tile face 	1	18	36	18	1	INW1836RTV	\$745	\$834

To Order, Specify:

- ① Model Number
- ② Wood Species:
 - a.) Maple (M)
 - b.) Walnut (W)
 - c.) White Oak (WK1)
 - d.) Double Cut (DC1)
- ③ Finish
 - a.) Maple Finish
 - b.) Walnut Finish
 - c.) White Oak Finish
 - d.) Double Cut Finish

Specifications

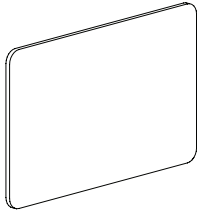
- 3/4" thickness, 3 ply balanced construction
- veneer edge band
- balancing backer panel
- extruded aluminum mounting Z clips

INDIE

Veneer - Wall Mount Tile

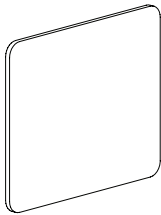


Description	D	W	H	CTN WT	CU FT	Model	Flat Cut List Price	Double Cut List Price
Rectangular - Veneer Wall Mounted Tile	1	48	30	37	2	INW4830RTV	\$914	\$1,023



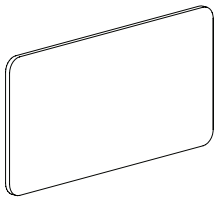
- horizontal wall mount tile
- supported by aluminum Z clips
- wall fastener hardware provided by installer
- veneer grain direction runs vertical on tile face

Rectangular - Veneer Wall Mounted Tile	1	36	30	28	2	INW3630RTV	\$855	\$957
--	---	----	----	----	---	------------	-------	-------



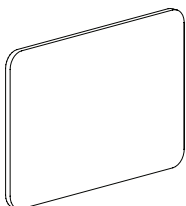
- horizontal wall mount tile
- supported by aluminum Z clips
- wall fastener hardware provided by installer
- veneer grain direction runs vertical on tile face

Rectangular - Veneer Wall Mounted Tile	1	48	24	30	2	INW4824RTV	\$865	\$970
--	---	----	----	----	---	------------	-------	-------



- horizontal wall mount tile
- supported by aluminum Z clips
- wall fastener hardware provided by installer
- veneer grain direction runs vertical on tile face

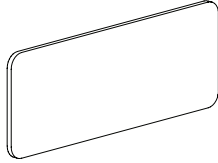
Rectangular - Veneer Wall Mounted Tile	1	36	24	22	2	INW3624RTV	\$814	\$913
--	---	----	----	----	---	------------	-------	-------



- horizontal wall mount tile
- supported by aluminum Z clips
- wall fastener hardware provided by installer
- veneer grain direction runs vertical on tile face

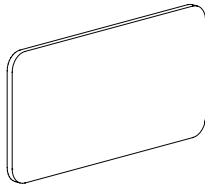
INDIE

Description	D	W	H	CTN WT	CU FT	① Model	Flat Cut List Price	Double Cut List Price
Rectangular - Veneer Wall Mounted Tile	1	48	18	22	2	INW4818RTV	\$784	\$880



- horizontal wall mount tile
- supported by aluminum Z clips
- wall fastener hardware provided by installer
- veneer grain direction runs vertical on tile face

Rectangular - Veneer Wall Mounted Tile	1	36	18	18	1	INW3618RTV	\$745	\$834
--	---	----	----	----	---	------------	-------	-------



- horizontal wall mount tile
- supported by aluminum Z clips
- wall fastener hardware provided by installer
- veneer grain direction runs vertical on tile face

To Order, Specify:

- ① Model Number
- ② Wood Species:
 - a.) Maple (M)
 - b.) Walnut (W)
 - c.) White Oak (WK1)
 - d.) Double Cut (DC1)
- ③ Finish
 - a.) Maple Finish
 - b.) Walnut Finish
 - c.) White Oak Finish
 - d.) Double Cut Finish


Specifications

- 3/4" thickness, 3 ply balanced construction
- veneer edge band
- balancing backer panel
- extruded aluminum mounting Z clips

Veneer - Wall Mount Tile

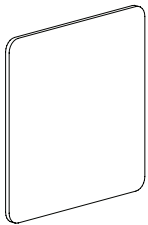
Description	D	W	H	CTN WT	CU FT	Model	Flat Cut List Price	Double Cut List Price
Square - Veneer Wall Mounted Tile	1	48	48	57	3	INW4848SQV	\$1,068	\$1,197

- supported by aluminum Z clips
- wall fastener hardware provided by installer
- veneer grain direction runs vertical on tile face



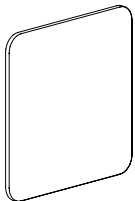
Square - Veneer Wall Mounted Tile	1	36	36	33	2	INW3636SQV	\$889	\$996
-----------------------------------	---	----	----	----	---	------------	-------	-------

- supported by aluminum Z clips
- wall fastener hardware provided by installer
- veneer grain direction runs vertical on tile face



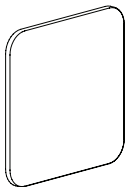
Square - Veneer Wall Mounted Tile	1	24	24	16	1	INW2424SQV	\$763	\$855
-----------------------------------	---	----	----	----	---	------------	-------	-------

- supported by aluminum Z clips
- wall fastener hardware provided by installer
- veneer grain direction runs vertical on tile face

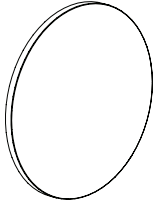


Square - Veneer Wall Mounted Tile	1	18	18	11	1	INW1818SQV	\$692	\$776
-----------------------------------	---	----	----	----	---	------------	-------	-------

- supported by aluminum Z clips
- wall fastener hardware provided by installer
- veneer grain direction runs vertical on tile face

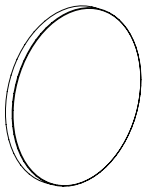


Description	D	W	H	CTN WT	CU FT	① Model	Flat Cut List Price	Double Cut List Price
Round - Veneer Wall Mounted Tile	1	24	24	16	1	INW24RDV	\$732	\$820



- supported by aluminum Z clips
- wall fastener hardware provided by installer
- veneer grain direction runs vertical on tile face

Round - Veneer Wall Mounted Tile	1	18	18	11	1	INW18RDV	\$692	\$776
----------------------------------	---	----	----	----	---	----------	-------	-------



- supported by aluminum Z clips
- wall fastener hardware provided by installer
- veneer grain direction runs vertical on tile face

To Order, Specify:

- ① Model Number
- ② Wood Species:
 - a.) Maple (M)
 - b.) Walnut (W)
 - c.) White Oak (WK1)
 - d.) Double Cut (DC1)
- ③ Finish
 - a.) Maple Finish
 - b.) Walnut Finish
 - c.) White Oak Finish
 - d.) Double Cut Finish


Specifications

- 3/4" thickness, 3 ply balanced construction
- veneer edge band
- balancing backer panel
- extruded aluminum mounting Z clips

INDIE

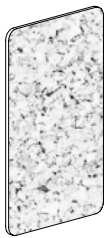
Cork - Wall Mount Tile

Description	D	W	H	CTN WT	CU FT	Model	List Price
Rectangular - Cork Wall Mounted Tile	1	36	48	21	3	INW3648RTC	\$1,126



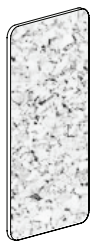
- vertical wall mount tile
- supported by aluminum Z clips
- wall fastener hardware provided by installer
- natural cork tackable face

Rectangular - Cork Wall Mounted Tile	1	30	48	17	3	INW3048RTC	\$781
--------------------------------------	---	----	----	----	---	------------	-------



- vertical wall mount tile
- supported by aluminum Z clips
- wall fastener hardware provided by installer
- natural cork tackable face

Rectangular - Cork Wall Mounted Tile	1	24	48	14	2	INW2448RTC	\$697
--------------------------------------	---	----	----	----	---	------------	-------







- vertical wall mount tile
- supported by aluminum Z clips
- wall fastener hardware provided by installer
- natural cork tackable face

Rectangular - Cork Wall Mounted Tile	1	18	48	11	2	INW1848RTC	\$550
--------------------------------------	---	----	----	----	---	------------	-------



- vertical wall mount tile
- supported by aluminum Z clips
- wall fastener hardware provided by installer
- natural cork tackable face

Description	D	W	H	CTN WT	CU FT	① Model	List Price
Rectangular - Cork Wall Mounted Tile  <ul style="list-style-type: none"> horizontal wall mount tile supported by aluminum Z clips wall fastener hardware provided by installer natural cork tackable face 	1	48	36	21	3	INW4836RTC	\$1,126
Rectangular - Cork Wall Mounted Tile  <ul style="list-style-type: none"> vertical wall mount tile supported by aluminum Z clips wall fastener hardware provided by installer natural cork tackable face 	1	30	36	13	2	INW3036RTC	\$627
Rectangular - Cork Wall Mounted Tile  <ul style="list-style-type: none"> vertical wall mount tile supported by aluminum Z clips wall fastener hardware provided by installer natural cork tackable face 	1	24	36	11	2	INW2436RTC	\$541
Rectangular - Cork Wall Mounted Tile  <ul style="list-style-type: none"> vertical wall mount tile supported by aluminum Z clips wall fastener hardware provided by installer natural cork tackable face 	1	18	36	8	1	INW1836RTC	\$452

To Order, Specify:

① Model Number


Specifications

- extruded PVC 1/2" thick panel
- natural cork 1/4" thick tackable face
- extruded aluminum mounting Z clips

INDIE


Cork - Wall Mount Tile

Description	D	W	H	CTN WT	CU FT	Model	List Price
Rectangular - Cork Wall Mounted Tile	1	48	30	17	2	INW4830RTC	\$781




- horizontal wall mount tile
- supported by aluminum Z clips
- wall fastener hardware provided by installer
- natural cork tackable face

Rectangular - Cork Wall Mounted Tile	1	36	30	13	2	INW3630RTC	\$627
--------------------------------------	---	----	----	----	---	------------	-------




- horizontal wall mount tile
- supported by aluminum Z clips
- wall fastener hardware provided by installer
- natural cork tackable face

Rectangular - Cork Wall Mounted Tile	1	48	24	14	2	INW4824RTC	\$697
--------------------------------------	---	----	----	----	---	------------	-------




- horizontal wall mount tile
- supported by aluminum Z clips
- wall fastener hardware provided by installer
- natural cork tackable face

Rectangular - Cork Wall Mounted Tile	1	36	24	11	2	INW3624RTC	\$541
--------------------------------------	---	----	----	----	---	------------	-------




- horizontal wall mount tile
- supported by aluminum Z clips
- wall fastener hardware provided by installer
- natural cork tackable face

Description	D	W	H	CTN WT	CU FT	① Model	List Price
Rectangular - Cork Wall Mounted Tile	1	48	18	11	2	INW4818RTC	\$550



- horizontal wall mount tile
- supported by aluminum Z clips
- wall fastener hardware provided by installer
- natural cork tackable face

Rectangular - Cork Wall Mounted Tile	1	36	18	8	1	INW3618RTC	\$452
--------------------------------------	---	----	----	---	---	------------	-------



- horizontal wall mount tile
- supported by aluminum Z clips
- wall fastener hardware provided by installer
- natural cork tackable face

To Order, Specify:

- ① Model Number

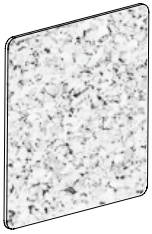
Specifications

- extruded PVC 1/2" thick panel
- natural cork 1/4" thick tackable face
- extruded aluminum mounting Z clips

INDIE


Cork - Wall Mount Tile

Description	D	W	H	CTN WT	CU FT	Model	List Price
Square - Cork Wall Mounted Tile	1	48	48	28	3	INW4848SQC	\$1,140



- supported by aluminum Z clips
- wall fastener hardware provided by installer
- natural cork tackable face

Square - Cork Wall Mounted Tile	1	36	36	16	2	INW3636SQC	\$723
---------------------------------	---	----	----	----	---	------------	-------



- supported by aluminum Z clips
- wall fastener hardware provided by installer
- natural cork tackable face

Square - Cork Wall Mounted Tile	1	24	24	7	1	INW2424SQC	\$420
---------------------------------	---	----	----	---	---	------------	-------



- supported by aluminum Z clips
- wall fastener hardware provided by installer
- natural cork tackable face

Square - Cork Wall Mounted Tile	1	18	18	4	1	INW1818SQC	\$320
---------------------------------	---	----	----	---	---	------------	-------



- supported by aluminum Z clips
- wall fastener hardware provided by installer
- natural cork tackable face

Description	D	W	H	CTN WT	CU FT	① Model	List Price
Round - Cork Wall Mounted Tile	1	24	24	7	1	INW24RDC	\$420



- supported by aluminum Z clips
- wall fastener hardware provided by installer
- natural cork tackable face

Round - Cork Wall Mounted Tile	1	18	18	7	1	INW18RDC	\$320
--------------------------------	---	----	----	---	---	----------	-------



- supported by aluminum Z clips
- wall fastener hardware provided by installer
- natural cork tackable face

To Order, Specify:

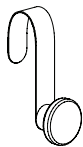
- ① Model Number

Specifications

- extruded PVC 1/2" thick panel
- natural cork 1/4" thick tackable face
- extruded aluminum mounting Z clips

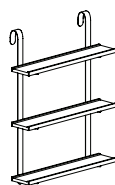
Wall Mount Tile Accessories - Poufy Upholstered Tiles and Conversation Cubby Back Panel

Description	D	W	H	CTN WT	CU FT	① Model	List Price
Knob - Poufy Upholstered Wall Mount Tile Accessory	3 1/8	2 1/2	7	2	1	INA0307WR-KNOB	\$214



- supported by a radius metal hook
- solid maple knob standard
- solid walnut or white oak knob available, specify and add \$17 list
- maximum weight rating 10 lbs. (evenly distributed load)

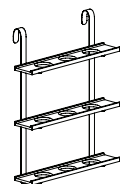
Shelves - Poufy Upholstered Wall Mount Tile Accessories	5 7/8	24	32	9	4	INA2432WR-3SHELF	\$732
	5 7/8	24	20	7	3	INA2420WR-2SHELF	\$573
	5 7/8	24	8	5	2	INA2408WR-1SHELF	\$407



- supported by two radius metal hooks
- shelf depth 4 3/4"
- solid maple shelves standard
- walnut or white oak shelves available, specify and add \$108 list
- maximum weight rating 10 lbs. per shelf (evenly distributed load)

-3SHELF shown

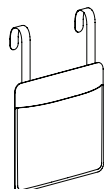
Planter Shelves - Poufy Upholstered Wall Mount Tile Accessories	5 7/8	24	32	9	4	INA2432WR-3PLANTER	\$769
	5 7/8	24	20	7	3	INA2420WR-2PLANTER	\$599
	5 7/8	24	8	5	2	INA2408WR-1PLANTER	\$419



- supported by two radius metal hooks
- solid maple planter shelves standard
- planter shelf with nine 3 1/2" holes for plant containers
- walnut or white planter oak shelves available, specify and add \$108 list
- maximum weight rating 10 lbs. per shelf (evenly distributed load)

-3PLANTER shown

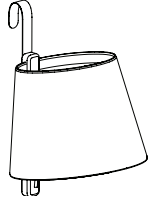
Pouch - Poufy Upholstered Wall Mount Tile Accessory	2 5/8	14	20	2	1	INA1111WR-POUCH	\$481
---	-------	----	----	---	---	-----------------	-------



- supported by two radius metal hooks
- aniline dye leather
- maximum weight rating 10 lbs. (evenly distributed load)

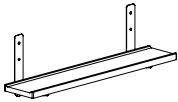
Wall Mount Tile Accessories - Poufy Upholstered Tiles and Conversation Cubby Back Panel

Description	D	W	H	CTN WT	CU FT	① Model	List Price
Sconce Lamp - Poufy Upholstered Wall Mount Tile Accessory	17 1/8	15	22	9	4	INA1522WR-SCONCE	\$695



- supported by a radius metal hook
- 15' cord
- cord mounted rocker on/off switch - three prong plug fabric power cord
- specify graphite, yellow or indigo fabric cord color
- on/off switch on cord 32" from light - field assembly required
- maximum 60 watt light bulb, NOT included/LED bulb recommended
- SELECT Maharam Mode SHADE FABRIC COLOR
- maple sconce support standard
- walnut or white oak sconce support available, specify and add \$25 list

Tray - Poufy and Square Upholstered Wall Mount Tile Accessory	4 3/4	24	1	5	2	INA0524T	\$350
---	-------	----	---	---	---	----------	-------



- for use with square laminate marker, cork and tackable screen accessories
- supported by two metal brackets
- tray can be field installed on any 24" or wider tile except glass marker tiles
- tray can not be installed on intermediate positioned tiles (space is required below tile for clearance)
- maximum weight rating 10 lbs. (evenly distributed load)
- walnut or white oak tray available, specify and add \$38 list

To Order, Specify:

- ① Model Number
- ② Wood Species:
 - a.) Standard Maple (M)
 - b.) Premium Walnut (W) - upcharge applies
 - c.) Premium White Oak (WK1) - upcharge applies
- ③ Finish - Accessory Knob, Shelf, Planter, Lamp or Tray
 - a.) Maple Finish (M)
 - b.) Walnut Finish (W)
 - c.) White Oak Finish (WK1)
 - d.) Paint Color
- ④ Lamp Shade - Maharam - Mode
- ⑤ Metal Color - Arctic Silver (ASL), Matte Black (MBK), Pewter (PEW) or Soft Nickel (SNK)

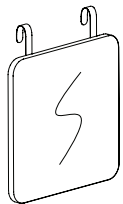
Specifications

- 16 gauge stamped metal mounting hooks

Wall Mount Tile Accessories - Poufy Upholstered Tiles and Conversation Cubby Back Panel

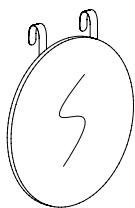
Description	D	W	H	CTN WT	CU FT	Model	List Price
Square Laminate Marker Tile - Poufy Upholstered Wall Mount Tile Accessory	2 1/8	24	24	17	2	INA2424WR-SQM	\$488

- supported by two radius metal hooks
- white markerboard high pressure laminate
- white edge band



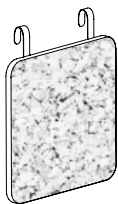
Round Laminate Marker Tile - Poufy Upholstered Wall Mount Tile Accessory	2 1/8	24	24	17	2	INA24WR-RDM	\$481
--	-------	----	----	----	---	-------------	-------

- supported by two radius metal hooks
- white markerboard high pressure laminate
- white edge band



Square Cork Tile - Poufy Uphol- stered Wall Mount Tile Accessory	2 1/8	24	24	8	2	INA2424WR-SQC	\$457
---	-------	----	----	---	---	---------------	-------

- supported by two radius metal hooks
- extruded PVC 1/2" thick panel
- natural cork 1/4" thick tackable face

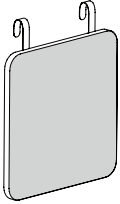


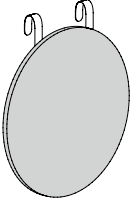
Round Cork Tile - Poufy Uphol- stered Wall Mount Tile Accessory	2 1/8	24	24	7	2	INA24WR-RDC	\$457
--	-------	----	----	---	---	-------------	-------

- supported by two radius metal hooks
- extruded PVC 1/2" thick panel
- natural cork 1/4" thick tackable face



Wall Mount Tile Accessories - Poufy Upholstered Tiles and Conversation Cubby Back Panel

Description	D	W	H	CTN WT	CU FT	① Model	List Price Per Grade	
Square Tackboard Tile - Poufy Upholstered Wall Mount Tile Accessory 	2 1/8	48	48	11	2	INA2424WR-SQUT	COM \$451	
	<ul style="list-style-type: none"> supported by two radius metal hooks 1/2" soft tack core face 1/4" hardwood backer panel covered with surface glue and stapled upholstery com ydg: 1 							A \$460
								B \$479
								C \$512
								D \$553
								E \$596
								F \$660
								G \$730
								H \$803
								I \$919
								J \$1,058

Round Tackboard Tile - Poufy Upholstered Wall Mount Tile Accessory 	2 1/8	24	24	11	2	INA24WR-RDUT	COM \$452	
	<ul style="list-style-type: none"> supported by two radius metal hooks 1/2" soft tack core face 1/4" hardwood backer panel covered with surface glue and stapled upholstery com ydg: 1 1/2 							A \$467
								B \$494
								C \$543
								D \$605
								E \$668
								F \$765
								G \$869
								H \$981
								I \$1,154
								J \$1,363

To Order, Specify:

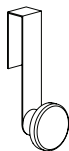
- ① Model Number
- ② Fabric Selection - vendor, pattern and color
- ③ Metal Color - Arctic Silver (ASL), Matte Black (MBK), Pewter (PEW) or Soft Nickel (SNK)

Specifications

- 16 gauge stamped metal mounting hooks

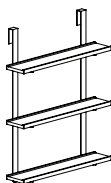
Wall Mount Tile Accessories - Square Profile Tiles (Tackboard, Cork, Veneer and Laminate Marker)

Description	D	W	H	CTN WT	CU FT	① Model	List Price
Knob - Square Profile Wall Mount Tile Accessory	3 7/8	2 1/2	7	2	1	INA0307WS-KNOB	\$214



- supported by a metal hook
- solid maple knob standard
- solid walnut or white oak knob available, specify and add \$17 list
- maximum weight rating 10 lbs. (evenly distributed load)

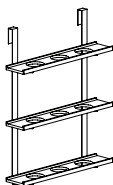
Shelves - Square Profile Wall Mount Tile Accessories	5 7/8	24	32	9	4	INA2432WS-3SHELF	\$732
	5 7/8	24	20	7	3	INA2420WS-2SHELF	\$573
	5 7/8	24	8	5	2	INA2408WS-1SHELF	\$407



-3SHELF shown

- supported by two metal hooks
- shelf depth 4 3/4"
- solid maple shelves standard
- walnut or white oak shelves available, specify and add \$108 list
- maximum weight rating 10 lbs. per shelf (evenly distributed)

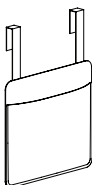
Planter Shelves - Square Profile Wall Mount Tile Accessories	5 7/8	24	32	9	4	INA2432WS-3PLANTER	\$769
	5 7/8	24	20	7	3	INA2420WS-2PLANTER	\$599
	5 7/8	24	8	5	2	INA2408WS-1PLANTER	\$419



-3PLANTER shown

- supported by two metal hooks
- planter shelf with nine 3 1/2" holes for plant containers
- maple planter shelves standard
- walnut or white planter oak shelves available, specify and add \$108 list

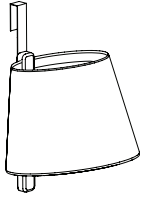
Pouch - Square Profile Wall Mount Tile Accessory	2 5/8	14	20	2	1	INA1111WS-POUCH	\$481
--	-------	----	----	---	---	-----------------	-------



- supported by two metal hooks
- aniline dye leather
- maximum weight rating 10 lbs. (evenly distributed load)

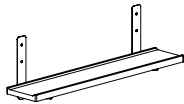
Wall Mount Tile Accessories - Square Profile Tiles (Tackboard, Cork, Veneer and Laminate Marker)

Description	D	W	H	CTN WT	CU FT	① Model	List Price
Sconce Lamp - Square Profile Wall Mount Tile Accessory	17 1/8	15	22	9	4	INA1522WS-SCONCE	\$695



- supported by a radius metal hook
- 15' cord
- cord mounted rocker on/off switch - three prong plug fabric power cord
- specify graphite, yellow or indigo fabric cord color
- on/off switch on cord 32" from light - field assembly required
- maximum 60 watt light bulb, NOT included/LED bulb recommended
- SELECT Maharam Mode SHADE FABRIC COLOR
- maple sconce support standard
- walnut or white oak sconce support available, specify and add \$25 list

Tray - Poufy and Square Upholstered Wall Mount Tile Accessory	4 3/4	24	1	5	2	INA0524T	\$350
---	-------	----	---	---	---	----------	-------



- for use with square laminate marker, cork and tackable screen accessories
- supported by two metal brackets
- tray can be field installed on any 24" or wider tile except glass marker tiles
- tray can not be installed on intermediate positioned tiles (space is required below tile for clearance)
- maximum weight rating 10 lbs. (evenly distributed load)
- walnut or white oak tray available, specify and add \$38 list

To Order, Specify:

- ① Model Number
- ② Wood Species:
 - a.) Standard Maple (M)
 - b.) Premium Walnut (W) - upcharge applies
 - c.) Premium White Oak (WK1) - upcharge applies
- ③ Finish - Accessory Knob, Shelf, Planter, Lamp or Tray
 - a.) Maple Finish (M)
 - b.) Walnut Finish (W)
 - c.) White Oak Finish (WK1)
 - d.) Paint Color
- ④ Lamp Shade - Maharam - Mode
- ⑤ Metal Color - Arctic Silver (ASL), Matte Black (MBK), Pewter (PEW) or Soft Nickel (SNK)

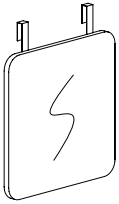
Specifications

- 16 gauge stamped metal mounting hooks

Wall Mount Tile Accessories - Square Profile Tiles (Tackboard, Cork, Veneer and Laminate Marker)

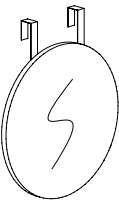
Description	D	W	H	CTN WT	CU FT	Model	List Price
Square - Laminate Marker Tile Square Profile Wall Mount Tile Accessory	2 1/8	24	24	17	2	INA2424WS-SQM	\$488

- supported by two metal hooks
- white markboard high pressure laminate
- white edge band



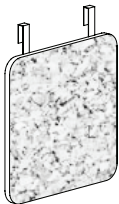
Round - Laminate Marker Tile Square Profile Wall Mount Tile Accessory	2 1/8	24	24	17	2	INA24WS-RDM	\$481
---	-------	----	----	----	---	-------------	-------

- supported by two metal hooks
- white markboard high pressure laminate
- white edge band



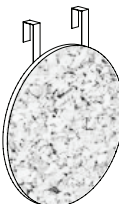
Square - Cork Tile Square Profile Wall Mount Tile Accessory	2 1/8	24	24	8	2	INA2424WS-SQC	\$457
--	-------	----	----	---	---	---------------	-------

- supported by two radius metal hooks
- extruded PVC 1/2" thick panel
- natural cork 1/4" thick tackable face



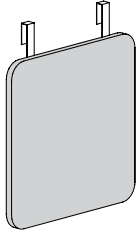
Round - Cork Tile Square Profile Wall Mount Tile Accessory	2 1/8	24	24	7	2	INA24WS-RDC	\$457
---	-------	----	----	---	---	-------------	-------

- supported by two radius metal hooks
- extruded PVC 1/2" thick panel
- natural cork 1/4" thick tackable face



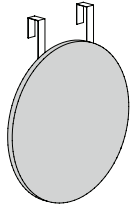
Wall Mount Tile Accessories - Square Profile Tiles

Description	D	W	H	CTN WT	CU FT	① Model	List Price Per Grade
Square - Tackboard Tile Square Profile Wall Mount Tile Accessory	2 1/8	48	48	11	2	INA2424WS-SQUT	COM \$451 A \$460 B \$479 C \$512 D \$553 E \$596 F \$660 G \$730 H \$803 I \$919 J \$1,058



- supported by two radius metal hooks
- 1/2" soft tack core face
- 1/4" hardwood backer panel
- covered with surface glue and stapled upholstery
- com ydg: 1

Round - Tackboard Tile Square Profile Wall Mount Tile Accessory	2 1/8	24	24	11	2	INA24WS-RDUT	COM \$452 A \$467 B \$494 C \$543 D \$605 E \$668 F \$765 G \$869 H \$981 I \$1,154 J \$1,363
--	-------	----	----	----	---	--------------	---



- supported by two radius metal hooks
- 1/2" soft tack core face
- 1/4" hardwood backer panel
- covered with surface glue and stapled upholstery
- com ydg: 1 1/2

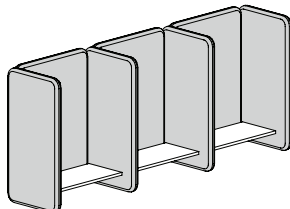
To Order, Specify:

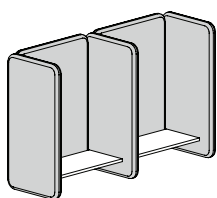
- ① Model Number
- ② Fabric Selection - vendor, pattern and color
- ③ Metal Color - Arctic Silver (ASL), Matte Black (MBK), Pewter (PEW) or Soft Nickel (SNK)

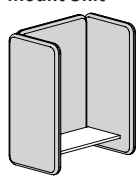
Specifications

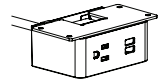
- 16 gauge stamped metal mounting hooks

Conversation Cubby - Upholstered Wall Mount Unit

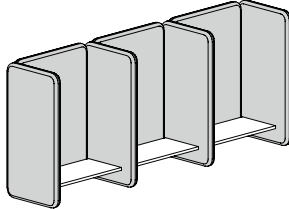
Description	D	W	H	CTN WT	CU FT	① Model	List Price Per Grade
Triple Conversation Cubby with Laminate Shelf - Upholstered Wall Mount Unit  <ul style="list-style-type: none"> · triple section · supported by two wall cleats · wall fastener hardware provided by installer · under mount power center available under the cubby shelf; EC30 unit must be ordered separately, see page 450 · com ydg: 8 	18 ¼	86	36	140	39	INW8636CUPL	COM \$3,639 A \$3,714 B \$3,862 C \$4,121 D \$4,455 E \$4,788 F \$5,306 G \$5,861 H \$6,454 I \$7,379 J \$8,490

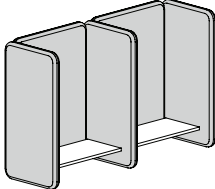
Double Conversation Cubby with Laminate Shelf - Upholstered Wall Mount Unit  <ul style="list-style-type: none"> · double section · supported by two wall cleats · wall fastener hardware provided by installer · under mount power center available under the cubby shelf; EC30 unit must be ordered separately, see page 450 · com ydg: 6 ¼ 	18 ¼	58	36	97	27	INW5836CUPL	COM \$2,795 A \$2,854 B \$2,969 C \$3,172 D \$3,432 E \$3,693 F \$4,098 G \$4,532 H \$4,994 I \$5,718 J \$6,585
---	------	----	----	----	----	-------------	---

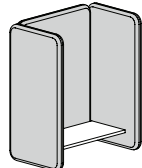
Conversation Cubby with Laminate Shelf - Upholstered Wall Mount Unit  <ul style="list-style-type: none"> · single section · supported by two wall cleats · wall fastener hardware provided by installer · under mount power center available under the cubby shelf; EC30 unit must be ordered separately, see page 450 · com ydg: 3 ½ 	18 ¼	30	36	52	14	INW3036CUPL	COM \$1,590 A \$1,623 B \$1,688 C \$1,801 D \$1,947 E \$2,094 F \$2,320 G \$2,563 H \$2,823 I \$3,227 J \$3,713
--	------	----	----	----	----	-------------	---

Description	D	W	H	CTN WT	CU FT	① Model	List Price
Power Center - Under Mount  <ul style="list-style-type: none"> · 10' - three prong plug power cord · shelf mounted simplex receptacle and two USB overall mounting bracket tabs: 5"w · field installed under cubby shelf in desired location · specify black or white - cord will match unit · optional graphite fabric cord available, specify and add \$207 list 	2 ¾	4	2 ⅞			EC30	\$489

Conversation Cubby - Upholstered Wall Mount Unit

Description	D	W	H	CTN WT	CU FT	① Model	List Price Per Grade
Triple Conversation Cubby with Veneer Shelf - Upholstered Wall Mount Unit  <ul style="list-style-type: none"> • triple section • supported by two wall cleats • wall fastener hardware provided by installer • under mount power center available under the cubby shelf: EC30 unit must be ordered separately, see page 450 com ydg: 8 	18 ¼	86	36	140	39	INW8636CUPV	COM \$3,781 A \$3,855 B \$4,003 C \$4,263 D \$4,596 E \$4,929 F \$5,447 G \$6,002 H \$6,595 I \$7,521 J \$8,631

Double Conversation Cubby with Veneer Shelf - Upholstered Wall Mount Unit  <ul style="list-style-type: none"> • double section • supported by two wall cleats • wall fastener hardware provided by installer • under mount power center available under the cubby shelf: EC30 unit must be ordered separately, see page 450 com ydg: 6 ¼ 	18 ¼	58	36	97	27	INW5836CUPV	COM \$2,655 A \$2,714 B \$2,829 C \$3,032 D \$3,292 E \$3,553 F \$3,958 G \$4,391 H \$4,853 I \$5,577 J \$6,444
--	------	----	----	----	----	-------------	---

Conversation Cubby with Veneer Shelf - Upholstered Wall Mount Unit  <ul style="list-style-type: none"> • single section • supported by two wall cleats • wall fastener hardware provided by installer • under mount power center available under the cubby shelf: EC30 unit must be ordered separately, see page 450 com ydg: 3 ½ 	18 ¼	30	36	52	14	INW3036CUPV	COM \$1,694 A \$1,726 B \$1,792 C \$1,905 D \$2,050 E \$2,197 F \$2,424 G \$2,666 H \$2,926 I \$3,330 J \$3,816
---	------	----	----	----	----	-------------	---

To Order, Specify:

① Model Number

② Shelf Material:

a.) Veneer

1.) Wood Species - Cherry (C), Maple (M), Walnut (W) or Double Cut (DC1)

2.) Wood Finish Color

b.) Solid Laminates - Alabaster (ALB), Bridal Blanco (BBL), Designer White (DWH), Shadow (SHD) or Slate Grey (SLG)

④ Fabric Selection - vendor, pattern and color

② Conversation Cubby with Veneer Shelf:

Flat Cut

Cherry

BRL Barley
 BBM Bourbon Medium
 BRM Brighton Medium
 CLA Classic
 CLL Collectors
 EAR Earthy
 HRV Harvest
 LGC Legacy
 PRL Praline
 SAF Saffron

Maple

ALM Ale Medium
 BUT Butterscotch
 CIN Cinnamon
 FLX Flax
 VEN Venetian

Walnut

AUB Auburn
 ESP Espresso
 MCH Mocha
 NTO Night Owl
 SIE Sienna
 TOF Toffee
 TRF Truffle

White Oak

ACR Acorn
 BUF Buff
 BUR Burlap
 CHE Chestnut
 INK Inkwell
 POR Porter
 RYE Rye
 SAD Saddle
 WWO Whitewash

Double Cut

COF Coffee
 CRM Cremello
 FOS Fossil
 GRH Graphite
 KHK Khaki
 STU Studio Teak

② Conversation Cubby with Solid Laminate Shelf:

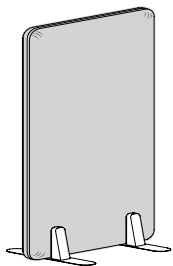
ALB Alabaster
 BBL Bridal Blanco
 DWH Designer White
 SHD Shadow
 SLG Slate Grey

Specifications

- 12mm birch plywood back panel frame
- two 12 mm sandwiched birch plywood wing panels
- ½" polyurethane foam surface cushioning on back panel and each face of wing panels
- two solid hardwood wall mounting cleats per section
- ¾" thickness 3 ply balanced shelf construction
- veneer edge band on veneer shelf
- 1mm PVC edge band on laminate shelf


Poufy - Freestanding Upholstered Screens

Description	D	W	H	CTN WT	CU FT	① Model	List Price Per Grade
60"h Single - Poufy Freestanding Upholstered Screen	2 1/8	48	60	73	9	INF4860-1SUP	COM \$1,627 A \$1,691 B \$1,815 C \$2,035 D \$2,315 E \$2,597 F \$3,034 G \$3,502 H \$4,002 I \$4,783 J \$5,721




- two metal bases with solid wood supports
- maple solid wood supports standard
- walnut or white oak solid wood supports available, specify and add \$178 list
- heavy cushioned surface not recommended for tacking
- **upholstery can only be cut up the roll for 60"h freestanding screens**
- com ydg: 6 3/4

60"h Single - Poufy Freestanding Upholstered Screen	2 1/8	36	60	60	7	INF3660-1SUP	COM \$1,508 A \$1,560 B \$1,662 C \$1,839 D \$2,069 E \$2,298 F \$2,654 G \$3,036 H \$3,443 I \$4,080 J \$4,843
---	-------	----	----	----	---	--------------	---



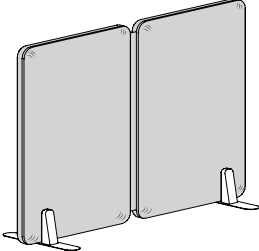
- two metal bases with solid wood supports
- maple solid wood supports standard
- walnut or white oak solid wood supports available, specify and add \$178 list
- heavy cushioned surface not recommended for tacking
- **upholstery can only be cut up the roll for 60"h freestanding screens**
- com ydg: 5 1/2


60"h Single - Poufy Freestanding Upholstered Screen	2 1/8	30	60	50	6	INF3060-1SUP	COM \$1,330 A \$1,377 B \$1,469 C \$1,632 D \$1,839 E \$2,048 F \$2,372 G \$2,719 H \$3,090 I \$3,668 J \$4,362
---	-------	----	----	----	---	--------------	---

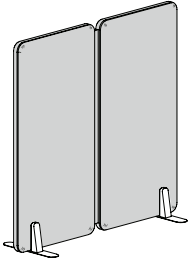


- two metal bases with solid wood supports
- maple solid wood supports standard
- walnut or white oak solid wood supports available, specify and add \$178 list
- heavy cushioned surface not recommended for tacking
- **upholstery can only be cut up the roll for 60"h freestanding screens**
- com ydg: 5

Poufy - Freestanding Upholstered Screens

Description	D	W	H	CTN WT	CU FT	① Model	List Price Per Grade
60" Double - Poufy Freestanding Upholstered Screen  <ul style="list-style-type: none"> two metal bases with solid wood supports maple solid wood supports standard walnut or white oak solid wood supports available, specify and add \$178 list heavy cushioned surface not recommended for tacking upholstery can only be cut up the roll for 60" freestanding screens com ydg: 10 ¼ 	2 ½	98	60	134	12	INF4860-2SUP	COM \$2,543 A \$2,639 B \$2,829 C \$3,160 D \$3,587 E \$4,015 F \$4,678 G \$5,390 H \$6,149 I \$7,335 J \$8,758

60" Double - Poufy Freestanding Upholstered Screen  <ul style="list-style-type: none"> two metal bases with solid wood supports maple solid wood supports standard walnut or white oak solid wood supports available, specify and add \$178 list heavy cushioned surface not recommended for tacking upholstery can only be cut up the roll for 60" freestanding screens com ydg: 8 ½ 	2 ½	74	60	107	10	INF3660-2SUP	COM \$2,370 A \$2,449 B \$2,607 C \$2,883 D \$3,236 E \$3,591 F \$4,141 G \$4,731 H \$5,361 I \$6,344 J \$7,524
---	-----	----	----	-----	----	--------------	---

60" Double - Poufy Freestanding Upholstered Screen  <ul style="list-style-type: none"> two metal bases with solid wood supports maple solid wood supports standard walnut or white oak solid wood supports available, specify and add \$178 list heavy cushioned surface not recommended for tacking upholstery can only be cut up the roll for 60" freestanding screens com ydg: 7 ¼ 	2 ½	62	60	89	9	INF3060-2SUP	COM \$2,004 A \$2,071 B \$2,207 C \$2,441 D \$2,742 E \$3,045 F \$3,515 G \$4,018 H \$4,555 I \$5,394 J \$6,400
---	-----	----	----	----	---	--------------	---

To Order, Specify:

- ① Model Number
- ② Wood Species:
 - a.) STANDARD Maple (M)
 - b.) PREMIUM Walnut (W) - upcharge applies
 - c.) PREMIUM White Oak (WK1) - upcharge applies
- ③ Finish
 - a.) Maple Finish
 - b.) Walnut Finish
 - c.) White Oak Finish
- ④ Fabric Selection - vendor, pattern and color
- ⑤ Metal Color - Arctic Silver (ASL), Matte Black (MBK), Pewter (PEW) or Soft Nickel (SNK)

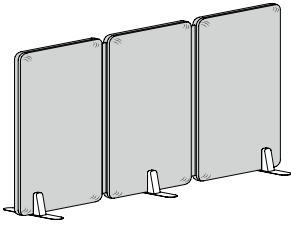
Specifications

- two 12mm sandwiched birch plywood panel frames
- ½" polyurethane foam surface cushions on both faces
- living hinge is high density polyethylene with sewn upholstery
- solid hardwood supports
- 12 gauge metal base feet

Note: Walnut and White Oak Solid hardwoods are PREMIUM materials and upcharges apply. Associated upcharges are located in bullet points under units where applicable.

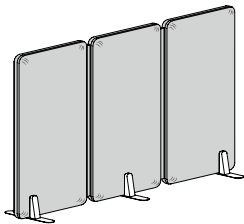
Poufy - Freestanding Upholstered Screens

Description	D	W	H	CTN WT	CU FT	① Model	List Price Per Grade
60" h Triple - Poufy Freestanding Upholstered Screen	2 1/8	148	60	199	16	INF4860-3SUP	COM \$3,667 A \$3,797 B \$4,057 C \$4,510 D \$5,093 E \$5,676 F \$6,584 G \$7,555 H \$8,592 I \$10,212 J \$12,155



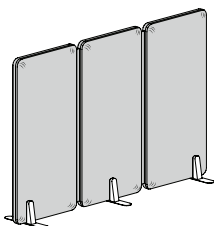
- three metal bases with solid wood supports
- maple solid wood supports standard
- walnut or white oak solid wood supports available, specify and add \$265 list
- heavy cushioned surface not recommended for tacking
- **upholstery can only be cut up the roll for 60" h freestanding screens**
- com ydg: 14

60" h Triple - Poufy Freestanding Upholstered Screen	2 1/8	112	60	158	13	INF3660-3SUP	COM \$3,007 A \$3,117 B \$3,334 C \$3,715 D \$4,205 E \$4,694 F \$5,455 G \$6,271 H \$7,141 I \$8,501 J \$10,132
--	-------	-----	----	-----	----	--------------	--



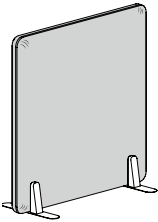
- three metal bases with solid wood supports
- maple solid wood supports standard
- walnut or white oak solid wood supports available, specify and add \$265 list
- heavy cushioned surface not recommended for tacking
- **upholstery can only be cut up the roll for 60" h freestanding screens**
- com ydg: 11 3/4

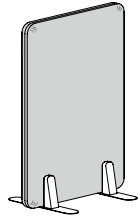
60" h Triple - Poufy Freestanding Upholstered Screen	2 1/8	94	60	132	11	INF3060-3SUP	COM \$2,945 A \$3,045 B \$3,245 C \$3,593 D \$4,040 E \$4,488 F \$5,185 G \$5,931 H \$6,727 I \$7,971 J \$9,463
--	-------	----	----	-----	----	--------------	---

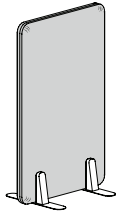


- three metal bases with solid wood supports
- maple solid wood supports standard
- walnut or white oak solid wood supports available, specify and add \$265 list
- heavy cushioned surface not recommended for tacking
- **upholstery can only be cut up the roll for 60" h freestanding screens**
- com ydg: 10 3/4

Poufy - Freestanding Upholstered Screens

Description	D	W	H	CTN WT	CU FT	① Model	List Price Per Grade
48" Single - Poufy Freestanding Upholstered Screen  <ul style="list-style-type: none"> two metal bases with solid wood supports maple solid wood supports standard walnut or white oak solid wood supports available, specify and add \$178 list heavy cushioned surface not recommended for tacking com ydg: 5 3/4 	2 1/8	48	48	62	7	INF4848-1SUP	COM \$1,533 A \$1,587 B \$1,694 C \$1,881 D \$2,120 E \$2,359 F \$2,732 G \$3,131 H \$3,557 I \$4,222 J \$5,020

48" Single - Poufy Freestanding Upholstered Screen  <ul style="list-style-type: none"> two metal bases with solid wood supports maple solid wood supports standard walnut or white oak solid wood supports available, specify and add \$178 list heavy cushioned surface not recommended for tacking com ydg: 4 3/4 	2 1/8	36	48	51	6	INF3648-1SUP	COM \$1,435 A \$1,480 B \$1,568 C \$1,722 D \$1,920 E \$2,118 F \$2,425 G \$2,755 H \$3,106 I \$3,656 J \$4,315
---	-------	----	----	----	---	--------------	---

48" Single - Poufy Freestanding Upholstered Screen  <ul style="list-style-type: none"> two metal bases with solid wood supports maple solid wood supports standard walnut or white oak solid wood supports available, specify and add \$178 list heavy cushioned surface not recommended for tacking com ydg: 4 1/2 	2 1/8	30	48	44	5	INF3048-1SUP	COM \$1,319 A \$1,361 B \$1,445 C \$1,590 D \$1,778 E \$1,966 F \$2,257 G \$2,569 H \$2,903 I \$3,423 J \$4,049
---	-------	----	----	----	---	--------------	---

To Order, Specify:

- ① Model Number
- ② Wood Species:
 - a.) STANDARD Maple (M)
 - b.) PREMIUM Walnut (W) - upcharge applies
 - c.) PREMIUM White Oak (WK1) - upcharge applies
- ③ Finish
 - a.) Maple Finish
 - b.) Walnut Finish
 - c.) White Oak Finish
- ④ Fabric Selection - vendor, pattern and color
- ⑤ Metal Color - Arctic Silver (ASL), Matte Black (MBK), Pewter (PEW) or Soft Nickel (SNK)


Specifications

- two 12mm sandwiched birch plywood panel frames
- 1/2" polyurethane foam surface cushions on both faces
- living hinge is high density polyethylene with sewn upholstery
- solid hardwood supports
- 12 gauge metal base feet

Note: Walnut and White Oak Solid hardwoods are PREMIUM materials and upcharges apply. Associated upcharges are located in bullet points under units where applicable.

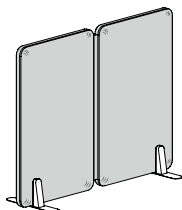
Poufy - Freestanding Upholstered Screens

Description	D	W	H	CTN WT	CU FT	① Model	List Price Per Grade
48" h Double - Poufy Freestanding Upholstered Screen	2 1/8	98	48	112	10	INF4848-2SUP	COM \$2,365 A \$2,444 B \$2,602 C \$2,877 D \$3,231 E \$3,585 F \$4,136 G \$4,726 H \$5,356 I \$6,339 J \$7,518




- two metal bases with solid wood supports
- maple solid wood supports standard
- walnut or white oak solid wood supports available, specify and add \$178 list
- heavy cushioned surface not recommended for tacking
- com ydg: 8 1/2

48" h Double - Poufy Freestanding Upholstered Screen	2 1/8	74	48	89	8	INF3648-2SUP	COM \$2,236 A \$2,304 B \$2,439 C \$2,673 D \$2,975 E \$3,277 F \$3,747 G \$4,250 H \$4,787 I \$5,626 J \$6,632
--	-------	----	----	----	---	--------------	---



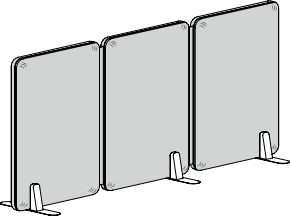
- two metal bases with solid wood supports
- maple solid wood supports standard
- walnut or white oak solid wood supports available, specify and add \$178 list
- heavy cushioned surface not recommended for tacking
- com ydg: 7 1/4

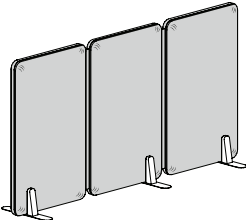
48" h Double - Poufy Freestanding Upholstered Screen	2 1/8	62	48	76	7	INF3048-2SUP	COM \$1,964 A \$2,020 B \$2,132 C \$2,326 D \$2,576 E \$2,826 F \$3,214 G \$3,631 H \$4,075 I \$4,769 J \$5,603
--	-------	----	----	----	---	--------------	---

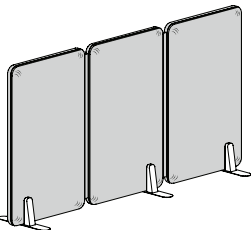


- two metal bases with solid wood supports
- maple solid wood supports standard
- walnut or white oak solid wood supports available, specify and add \$178 list
- heavy cushioned surface not recommended for tacking
- com ydg: 6

Poufy - Freestanding Upholstered Screens

Description	D	W	H	CTN WT	CU FT	① Model	List Price Per Grade
48" Triple - Poufy Freestanding Upholstered Screen  <ul style="list-style-type: none"> · three metal bases with solid wood supports · maple solid wood supports standard · walnut or white oak solid wood supports available, specify and add \$265 list · heavy cushioned surface not recommended for tacking · com ydg: 11 ½ 	2 ½	148	48	166	13	INF4848-3SUP	COM \$3,405 A \$3,513 B \$3,726 C \$4,098 D \$4,577 E \$5,056 F \$5,801 G \$6,600 H \$7,451 I \$8,781 J \$10,379

48" Triple - Poufy Freestanding Upholstered Screen  <ul style="list-style-type: none"> · three metal bases with solid wood supports · maple solid wood supports standard · walnut or white oak solid wood supports available, specify and add \$265 list · heavy cushioned surface not recommended for tacking · com ydg: 9 ¾ 	2 ½	112	48	131	11	INF3648-3SUP	COM \$3,228 A \$3,318 B \$3,500 C \$3,815 D \$4,222 E \$4,628 F \$5,260 G \$5,936 H \$6,658 I \$7,786 J \$9,140
---	-----	-----	----	-----	----	--------------	--

48" Triple - Poufy Freestanding Upholstered Screen  <ul style="list-style-type: none"> · three metal bases with solid wood supports · maple solid wood supports standard · walnut or white oak solid wood supports available, specify and add \$265 list · heavy cushioned surface not recommended for tacking · com ydg: 8 ¾ 	2 ½	94	48	112	9	INF3048-3SUP	COM \$2,873 A \$2,956 B \$3,117 C \$3,401 D \$3,765 E \$4,130 F \$4,696 G \$5,304 H \$5,952 I \$6,965 J \$8,179
---	-----	----	----	-----	---	--------------	--

To Order, Specify:

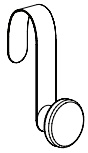
- ① Model Number
- ② Wood Species:
 - a.) STANDARD Maple (M)
 - b.) PREMIUM Walnut (W) - upcharge applies
 - c.) PREMIUM White Oak (WK1) - upcharge applies
- ③ Finish
 - a.) Maple Finish
 - b.) Walnut Finish
 - c.) White Oak Finish
- ④ Fabric Selection - vendor, pattern and color
- ⑤ Metal Color - Arctic Silver (ASL), Matte Black (MBK), Pewter (PEW) or Soft Nickel (SNK)

Note: Walnut and White Oak Solid hardwoods are PREMIUM materials and upcharges apply. Associated upcharges are located in bullet points under units where applicable.

Specifications

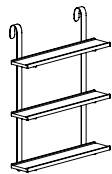
- two 12mm sandwiched birch plywood panel frames
- ½" polyurethane foam surface cushions on both faces
- living hinge is high density polyethylene with sewn upholstery
- solid hardwood supports
- 12 gauge metal base feet

Description	D	W	H	CTN WT	CU FT	Model	List Price
Knob - Freestanding Screen Accessory	3 7/8	2 1/2	7	2	1	INA0307F-KNOB	\$214



- supported by a metal hook
- solid maple knob standard
- solid walnut or white oak knob available, specify and add \$19 list
- maximum weight rating 10 lbs. (evenly distributed load)

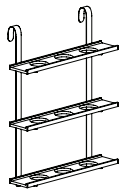
Shelves - Freestanding Screen Accessories	6 5/8	24	32	9	4	INA2432F-3SHELF	\$732
	6 5/8	24	20	7	3	INA2420F-2SHELF	\$573
	6 5/8	24	8	5	2	INA2408F-1SHELF	\$407



-3SHELF shown

- supported by two metal hooks
- shelf depth 4 3/4"
- solid maple shelves standard
- walnut or white oak shelves available, specify and add \$108 list
- maximum weight rating 10 lbs. per shelf (evenly distributed load)

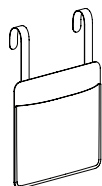
Planter Shelves - Freestanding Screen Accessories	6 5/8	24	32	9	4	INA2432F-3PLANTER	\$769
	6 5/8	24	20	7	3	INA2420F-2PLANTER	\$599
	6 5/8	24	8	5	2	INA2408F-1PLANTER	\$419



-3PLANTER shown


- supported by two metal hooks
- planter shelf with nine 3 1/2" holes for plant containers
- solid maple planter shelves standard
- walnut or white planter oak shelves available, specify and add \$108 list
- maximum weight rating 10 lbs. per shelf (evenly distributed load)

Pouch - Freestanding Screen Accessory	3 3/8	14	20	2	1	INA1111F-POUCH	\$481
--	-------	----	----	---	---	-----------------------	--------------



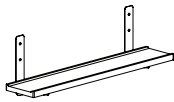
- supported by two metal hooks
- aniline dye leather
- maximum weight rating 10 lbs. (evenly distributed load)

Description	D	W	H	CTN WT	CU FT	① Model	List Price
Scone Lamp - Freestanding Screen Accessory	17 7/8	15	22	9	4	INA1522F-SCONCE	\$695



- supported by a metal hook
- 15' cord
- cord mounted rocker on/off switch - three prong plug fabric power cord
- specify graphite, yellow or indigo fabric cord color
- on/off switch on 32" from light - field assembly required
- maximum 60 watt light bulb, NOT included/LED bulb recommended
- select Maharam Mode SHADE FABRIC COLOR
- maple sconce support stand
- walnut or white oak sconce support available, specify and add \$25 list

Tray - Poufy and Square Upholstered Wall Mount Tile Accessory	4 3/4	24	1	5	2	INA0524T	\$350
---	-------	----	---	---	---	----------	-------



- for use with square laminate marker, cork and tackable screen accessories
- supported by two metal brackets
- tray can be field installed on any 24" or wider tile except glass marker tiles
- tray can not be installed on intermediate positioned tiles (space is required below tile for clearance)
- maximum weight rating 10 lbs. (evenly distributed load)
- walnut or white oak tray available, specify and add \$38 list

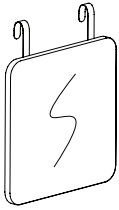
To Order, Specify:

- ① Model Number

Specifications

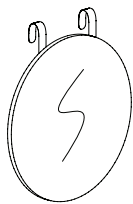
- extruded PVC 1/2" thick panel
- natural cork 1/4" thick tackable face
- extruded aluminum mounting Z clips

Description	D	W	H	CTN WT	CU FT	Model	List Price
Square - Laminate Marker Tile Freestanding Screen Accessory	27 $\frac{3}{8}$	24	24	17	2	INA2424F-SQM	\$488



- supported by two metal hooks
- white markerboard high pressure laminate
- white edge band

Round - Laminate Marker Tile Freestanding Screen Accessory	27 $\frac{3}{8}$	24	24	17	2	INA24F-RDM	\$481
---	------------------	----	----	----	---	------------	-------



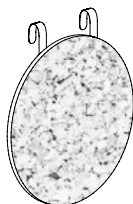
- supported by two metal hooks
- white markerboard high pressure laminate
- white edge band

Square - Cork Tile Freestanding Screen Accessory	27 $\frac{3}{8}$	24	24	8	2	INA2424F-SQC	\$457
---	------------------	----	----	---	---	--------------	-------

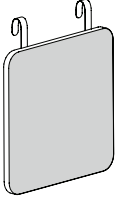


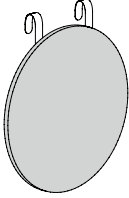
- supported by two metal hooks
- extruded PVC 1/2" thick panel
- natural cork 1/4" thick tackable face

Round - Cork Tile Freestanding Screen Accessory	27 $\frac{3}{8}$	24	24	7	2	INA24F-RDC	\$457
--	------------------	----	----	---	---	------------	-------



- supported by two metal hooks
- extruded PVC 1/2" thick panel
- natural cork 1/4" thick tackable face

Description	D	W	H	CTN WT	CU FT	① Model	List Price Per Grade
Square - Tackboard Tile Freestanding Screen Accessory	27½	48	48	11	2	INA2424F-SQUT	COM \$451
 <ul style="list-style-type: none"> · supported by two metal hooks · ½" soft tack core face · ¼" hardwood backer panel · covered with surface glued and stapled upholstery · com ydg: 1 ½ 							A \$460
							B \$479
							C \$512
							D \$553
							E \$596
							F \$660
							G \$730
							H \$803
							I \$919
							J \$1,058

Round - Tackboard Tile Freestanding Screen Accessory	27½	24	24	11	2	INA24F-RDUT	COM \$452
 <ul style="list-style-type: none"> · supported by two metal hooks · ½" soft tack core face · ¼" hardwood backer panel · covered with surface glued and stapled upholstery · com ydg: 1 ½ 							A \$467
							B \$494
							C \$543
							D \$605
							E \$668
							F \$765
							G \$869
							H \$981
							I \$1,154
							J \$1,363

To Order, Specify:

- ① Model Number
- ② Fabric Selection - vendor, pattern and color
- ③ Metal Color - Arctic Silver (ASL), Matte Black (MBK), Pewter (PEW) or Soft Nickel (SNK)

Specifications

- 16 gauge stamped metal mounting hooks