

Solara Order Check List:



Specify:

- 1. Model Number
- 2. Wood Species - Maple (M)
- 3. Wood Finish
- 4. Fabric Selection - vendor, pattern and color

Example:

S07335 | M | AUB | MOMENTUM | VOX | MYSTIC
 (model #) | (wood species) | (finish) | (fabric vendor) | (pattern name) | (pattern color)

1. Model Number

2. Wood Species - Maple (M)

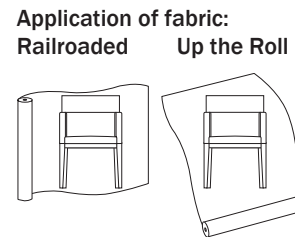
3. Wood Finish Options:

CAG Aged Ash Coordinate	CGR Graphite Coordinate
ALE Ale	HRV Harvest
AUB Auburn	CHL High Line Coordinate
BRL Barley	CKC Khaki Coordinate
CBE Blonde Echo Coordinate	LGC Legacy
BBN Bourbon	MCH Mocha
CBZ Brazilwood Coordinate	NTO Night Owl
BRG Brighton	COA Oatmeal Cookie Coordinate
BUT Butterscotch	CPI Pinnacle Walnut Coordinate
CIN Cinnamon	PRL Praline
CLA Classic	SAF Saffron
CCF Coffee Coordinate	SIE Sienna
CLL Collectors	CST Studio Teak Coordinate
CCR Cremello Coordinate	TOF Toffee
EAR Earthy	TRF Truffle
ESP Espresso	VEN Venetian
FLX Flax	CVI Vintage Coordinate
CFL Florence Walnut Coordinate	CWH Walnut Heights Coordinate
CFO Fossil Coordinate	CWE Weathered Ash Coordinate

All COM orders must include the following:

- Vendor's name, pattern name and color
- Sample of the fabric attached to order
- Model numbers of items for fabric application
- Special application instructions (e.g., all stripes will be applied front to back unless specified otherwise)
- Customer and purchase order number

Ship prepaid COM material to:
 JSI
 Attn: COM Dept
 932 Mill Street
 Jasper, IN 47546



All COM orders will ship at standard lead time from receipt of COM except for orders requiring special custom matched finishes.


4. Fabric Selection - Please supply the following:

- Fabric vendor
- Pattern name
- Pattern color

[For a complete list of JSI Graded-In Fabric click here](#)

When specifying contrasting upholstery, indicate clearly which upholstery is to be applied to the seat and back. Use higher grade pricing.

- Indicate direction of fabric - Railroaded or Up the Roll
- Please provide illustration, if available

Description	① Model	Specifications				List Price Per Grade	
Guest Chair 	S07335 · upholstered arms · partially upholstered back · back has polypropylene webbing and polyurethane foam with Dacron® wrap	Dimensions		D	W	H	COM \$1,637
		Overall	25	22 ½	32 ½	A \$1,658	
		Seat	19	20	18 ½	B \$1,702	COL/C \$1,778
		Arm			26 ½	D \$1,874	E \$1,972
		Upholstery		Shipping		F \$2,075	G \$2,221
		COM Ydg	2 ¼	Ctn Wt	46	H \$2,376	I \$2,620
		COL Sq Ft	41	Cu Ft	13	J \$2,911	L1 \$2,249
						L2 \$2,405	

SOLARA

To Order, Specify:

- ① Model Number
- ② Wood Species - Maple (M)
- ③ Wood Finish
- ④ Fabric Selection - vendor, pattern and color

③ Wood Finish Options:

CAG Aged Ash Coordinate	CGR Graphite Coordinate
ALE Ale	HRV Harvest
AUB Auburn	CHL High Line Coordinate
BRL Barley	CKC Khaki Coordinate
CBE Blonde Echo Coordinate	LGC Legacy
BBN Bourbon	MCH Mocha
CBZ Brazilwood Coordinate	NTO Night Owl
BRG Brighton	COA Oatmeal Cookie Coordinate
BUT Butterscotch	CPI Pinnacle Walnut Coordinate
CIN Cinnamon	PRL Praline
CLA Classic	SAF Saffron
CCF Coffee Coordinate	SIE Sienna
CLL Collectors	CST Studio Teak Coordinate
CCR Cremello Coordinate	TOF Toffee
EAR Earthy	TRF Truffle
ESP Espresso	VEN Venetian
FLX Flax	CVI Vintage Coordinate
CFL Florence Walnut Coordinate	CWH Walnut Heights Coordinate
CFO Fossil Coordinate	CWE Weathered Ash Coordinate

Specifications

- Exposed wood seat frame species - Maple.
- Frame exterior is joined with dowels, seat base is reinforced with corner blocks.
- Seat has synthetic sheet webbing with high resiliency seat polyurethane foam and Dacron® wrap.

- ④ See a selection of graded in fabric manufacturers and patterns on pages 20-28. Contact Customer Service for additional fabric options.

Solara Lounge Order Check List:



Specify:

- 1. Model Number
- 2. Wood Species - Maple (M)
- 3. Wood Finish
- 4. Fabric Selection - vendor, pattern and color

Example:

S07361 | **M** | **AUB** | **MOMENTUM** | **VOX** | **MYSTIC**
 (model #) | (wood species) | (finish) | (fabric vendor) | (pattern name) | (pattern color)

1. Model Number

2. Wood Species - Maple (M)

3. Wood Finish Options:

ALE Ale	FLX Flax
AUB Auburn	HRV Harves
BRL Barley	LGC Legacy
BBN Bourbon	MCH Mocha
BRG Brighton	NTO Night Owl
BUT Butterscotch	PRL Praline
CIN Cinnamon	SAF Saffron
CLA Classic	SIE Sienna
CLL Collectors	TOF Toffee
EAR Earthy	TRF Truffle
ESP Espresso	VEN Venetian

4. Fabric Selection - Please supply the following:

- Fabric vendor
- Pattern name
- Pattern color

[For a complete list of JSI Graded-In Fabric click here](#)

When specifying contrasting upholstery, indicate clearly which upholstery is to be applied to the seat, back and arms. Use higher grade pricing.

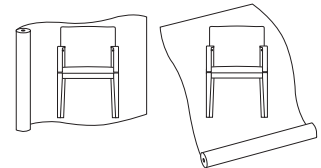
- Indicate direction of fabric - Railroaded or Up the Roll
- Please provide illustration, if available

All COM orders must include the following:

- Vendor's name, pattern name and color
- Sample of the fabric attached to order
- Model numbers of items for fabric application
- Special application instructions (e.g., all stripes will be applied front to back unless specified otherwise)
- Customer and purchase order number

Ship prepaid COM material to:
 JSI
 Attn: COM Dept
 932 Mill Street
 Jasper, IN 47546

Application of fabric:
 Railroaded Up the Roll



All COM orders will ship at standard lead time from receipt of COM except for orders requiring special custom matched finishes.

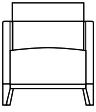
Description

① Model

Specifications

List Price Per Grade

Single Seat



S07361

- upholstered arms and seat
- partially upholstered back
- wood back top rail

Dimensions	D	W	H
Overall	27 ¾	29 ½	33
Seat	21 ¼	24	17 ½
Arm	27 ½		
Upholstery		Shipping	
COM Ydg	4 ½	Ctn Wt	73
COL Sq Ft	104	Cu Ft	18

COM	\$3,368
A	\$3,413
B	\$3,498
COL/C	\$3,650
D	\$3,845
E	\$4,039
F	\$4,246
G	\$4,537
H	\$4,848
I	\$5,334
J	\$5,917
L1	\$4,985
L2	\$5,393

Two Seat



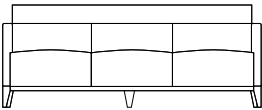
S07370

- upholstered arms and seat
- partially upholstered back
- wood back top rail

Dimensions	D	W	H
Overall	27 ¾	60	33
Seat	21 ¼	54 ½	17 ½
Arm	27 ½		
Upholstery		Shipping	
COM Ydg	7 ¾	Ctn Wt	121
COL Sq Ft	179	Cu Ft	36

COM	\$3,915
A	\$3,991
B	\$4,139
COL/C	\$4,401
D	\$4,735
E	\$5,071
F	\$5,424
G	\$5,927
H	\$6,463
I	\$7,299
J	\$8,306
L1	\$6,698
L2	\$7,400

Three Seat




S07380

- upholstered arms and seat
- partially upholstered back
- wood back top rail

Dimensions	D	W	H
Overall	27 ¾	84	33
Seat	21 ¼	79	17 ½
Arm	27 ½		
Upholstery		Shipping	
COM Ydg	11	Ctn Wt	141
COL Sq Ft	253	Cu Ft	50

COM	\$4,465
A	\$4,570
B	\$4,781
COL/C	\$5,152
D	\$5,628
E	\$6,103
F	\$6,606
G	\$7,318
H	\$8,080
I	\$9,268
J	\$10,696
L1	\$8,414
L2	\$9,412

60" w Bench






S07360



- upholstered seat

Dimensions	D	W	H
Overall	20	60	18
Upholstery		Shipping	
COM Ydg	3	Ctn Wt	100
COL Sq Ft	60	Cu Ft	15

COM	\$1,692
A	\$1,721
B	\$1,779
COL/C	\$1,879
D	\$2,010
E	\$2,138
F	\$2,276
G	\$2,471
H	\$2,678
I	\$3,003
J	\$3,391
L1	\$2,614
L2	\$2,847

Description	1 Model	Specifications				List Price Per Grade	
48" w Bench 	S07348 · upholstered seat	Dimensions		D	W	H	COM \$1,437
		Overall	20	48	18	A \$1,458	
		Upholstery		Shipping		B \$1,497	COL/C \$1,564
		COM Ydg	2	Ctn Wt	64	D \$1,650	E \$1,737
		COL Sq Ft	40	Cu Ft	12	F \$1,829	G \$1,958
						H \$2,096	I \$2,313
						J \$2,571	L1 \$2,053
						L2 \$2,207	

Description	1 Model	Specifications				List Price Per Grade	
Single Seat Bench  	S07336 · upholstered seat · exposed wood frame · set of two trays with aluminum laminate surface and wood sides available, specify and add \$374 list	Dimensions		D	W	H	COM \$1,236
		Overall	36	36	15	A \$1,261	
		Upholstery		Shipping		B \$1,309	COL/C \$1,392
		COM Ydg	2 ½	Ctn Wt	80	D \$1,500	E \$1,609
		COL Sq Ft	58	Cu Ft	14	F \$1,723	G \$1,886
						H \$2,058	I \$2,329
						J \$2,652	L1 \$2,133
						L2 \$2,360	

Description	1 Model	Specifications				List Price Per Grade	
Single Seat Bench  	S07330 · upholstered seat · exposed wood frame · set of two trays with aluminum laminate surface and wood sides available, specify and add \$344 list	Dimensions		D	W	H	COM \$1,131
		Overall	30	30	15	A \$1,154	
		Upholstery		Shipping		B \$1,197	COL/C \$1,274
		COM Ydg	2 ¼	Ctn Wt	56	D \$1,370	E \$1,468
		COL Sq Ft	52	Cu Ft	10	F \$1,571	G \$1,715
						H \$1,871	I \$2,115
						J \$2,407	L1 \$1,941
						L2 \$2,145	

To Order, Specify:

- 1 Model Number
- 2 Wood Species - Maple (M)
- 3 Wood Finish
- 4 Fabric Selection - vendor, pattern and color

3 Wood Finish Options:


ALE Ale	FLX Flax
AUB Auburn	HRV Harves
BRL Barley	LGC Legacy
BBN Bourbon	MCH Mocha
BRG Brighton	NTO Night Owl
BUT Butterscotch	PRL Praline
CIN Cinnamon	SAF Saffron
CLA Classic	SIE Sienna
CLL Collectors	TOF Toffee
EAR Earthy	TRF Truffle
ESP Espresso	VEN Venetian

4 See a selection of graded in fabric manufacturers and patterns on pages 20-28. Contact Customer Service for additional fabric options.

Specifications

- Wood species - Maple.
- Frame exterior is joined with dowels.
- Seat box reinforced with corner blocks.
- Frame interior is hardwood joined with dowels reinforced with corner blocks.
- Seat has synthetic sheet webbing with cross strap reinforcement and high resiliency seat polyurethane foam with Dacron® wrap.
- Back has polypropylene webbing and polyurethane foam with Dacron® wrap.
- Exposed back is molded maple plywood veneer.
- Back interior is molded plywood shell, high density foam with Dacron® wrap.

Description	D	W	H	CTN WT	CU FT	① Model	List Price
Coffee Table	36	36	16	46	16	OCFT7336-16	\$1,994



· ½" thick glass

Coffee Table	30	30	16	38	11	OCFT7330-16	\$1,849
--------------	----	----	----	----	----	-------------	---------



· ½" thick glass

Coffee Table	22	42	16	75	11	OCFT7342-16	\$1,841
--------------	----	----	----	----	----	-------------	---------



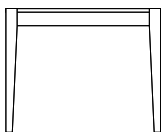
· ½" thick glass

Console Table	15	48	29	72	16	OCST7348-29	\$1,800
---------------	----	----	----	----	----	-------------	---------




· ½" thick glass

End Table	22	30	24	49	12	OET7330-24	\$1,532
-----------	----	----	----	----	----	------------	---------



· ½" thick glass

End Table	22	22	24	49	9	OST7322-24	\$1,363
-----------	----	----	----	----	---	------------	---------



· ½" thick glass

To Order, Specify:

- ① Model Number
- ② Wood Species - Maple (M)
- ③ Wood Finish

③ Wood Finish Options:

ALE Ale	FLX Flax
AUB Auburn	HRV Harves
BRL Barley	LGC Legacy
BBN Bourbon	MCH Mocha
BRG Brighton	NTO Night Owl
BUT Butterscotch	PRL Praline
CIN Cinnamon	SAF Saffron
CLA Classic	SIE Sienna
CLL Collectors	TOF Toffee
EAR Earthy	TRF Truffle
ESP Espresso	VEN Venetian

Specifications

- Frame is hardwood maple.
- Frosted glass tops with screen print on underside with finger print resistant coating.
- Glass is tempered.