

Traditional Occasional Tables Order Check List:



Specify:

- 1. Model Number
- 2. Wood Species - Cherry (CH1) or Walnut (WA1)
- 3. Wood Finish
- 4. Product Options

Example:

ST8028 | CH1 | AUT |
 (model #) | (wood species) | (finish) |

1. Model Number

2. Wood Species - Cherry (CH1) or Walnut (WA1)

3. Wood Finish Options:

Cherry		Walnut	
BRL	Barley*	AUB	Auburn*
BBN	Bourbon*	ESP	Espresso
BRG	Brighton*	MCH	Mocha*
CLL	Collectors*	NTO	Night Owl*
CLA	Classic*	SIE	Sienna*
EAR	Earthy	TOF	Toffee*
HRV	Harvest*	TRF	Truffle*
LGC	Legacy*		
PRL	Praline*		
SAF	Saffron*		

4. Product Options:

- Optional Coordinating Wood Grain Laminate Table Top: No upcharge. Finishes with an asterisk (*) have a coordinating laminate available.

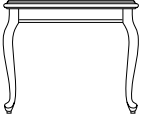
NOTE: Any specials or modifications must be accompanied by quote and approved drawing.

Description	D	W	H	CTN WT	CU FT	① Model	List Price
Rectangular Coffee Table	20	48	16	65	12	COFTQS8048	\$1,599




- compliment Walden and Wellington series

Square End Table	28	28	23	35	13	STQS8028	\$1,361
------------------	----	----	----	----	----	----------	---------



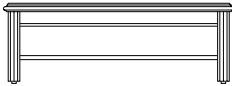
- compliment Walden and Wellington series

Rectangular End Table	18	28	23	25	9	ETQS8028	\$1,240
-----------------------	----	----	----	----	---	----------	---------



- compliment Walden and Wellington series

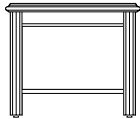
Rectangular Coffee Table	20	48	16	65	12	COFT8048	\$1,460
--------------------------	----	----	----	----	----	----------	---------



shown with optional shelf

- compliment Walden and Wellington series
- optional shelf available, specify and add \$238 list

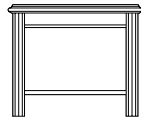
Square End Table	28	28	23	35	13	ST8028	\$1,242
------------------	----	----	----	----	----	--------	---------



shown with optional shelf

- compliment Walden and Wellington series
- optional shelf available, specify and add \$220 list

Rectangular End Table	18	28	23	25	9	ET8028	\$1,165
-----------------------	----	----	----	----	---	--------	---------



shown with optional shelf

- compliment Walden and Wellington series
- optional shelf available, specify and add \$177 list

To Order, Specify:

- ① Model Number
- ② Wood Species - Cherry (CH1) or Walnut (WA1)
- ③ Wood Finish
- ④ Product Options

③ Wood Finish Options:

Cherry		Walnut	
BRL	Barley*	AUB	Auburn*
BBN	Bourbon*	ESP	Espresso
BRG	Brighton*	MCH	Mocha*
CLA	Classic*	NTO	Night Owl*
CLL	Collectors*	SIE	Sienna*
EAR	Earthy	TOF	Toffee*
HRV	Harvest*	TRF	Truffle*
LGC	Legacy*		
PRL	Praline*		
SAF	Saffron*		

Specifications

- Wood species - Cherry or Walnut.
- Top is 1 1/4" thick.
- Veneer is reverse slip-matched.
- Shipped KD.

When ordering Quickship products, place a "Q" in front of model number. Example: QV3072DD

