

pricelist

effective July 1, 2024

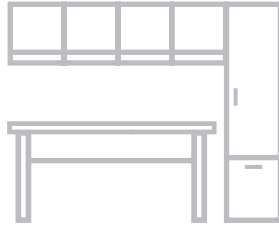
VISION



JSI Price Lists

Tables + Casegoods

- [Bourne Tables](#)
- [Brogan](#)
- [Copilot](#)
- [Finale](#)
- [Lincoln](#)
- [Native](#)
- [Nosh](#)
- [Privacy Program](#)
- [Prost](#)
- [Reef](#)
- [Romy](#)
- [Traditional](#)
- [Trail](#)
- [Walden](#)
- [Wellington](#)
- [Accessories](#)



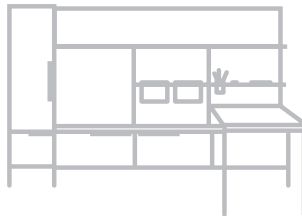
Lok

- [Training Tables](#)
- [Teamwork Tables](#)
- [Conference Tables](#)
- [Occasional Tables](#)




Flux

- [Private Office](#)



Healthcare

- Seating
 - [Kindera](#)
 - [Satisse](#)
 - [Somna](#)
- Casework
 - [Forge](#)



Vision

- [Casegoods](#)
- [Tables](#)



Seating

- | | |
|-----------------------------------|--------------------------|
| Addison | Kyla |
| Americana | Mackey |
| Ansen | Madison |
| Arwyn | Millie |
| Avini | Moto |
| BeSpace | Newton |
| Boston | Oxley |
| Bourne Seating | Pillow |
| Bryn | Poet |
| Caav | Protocol |
| Class Act | Proxy |
| Collective Motion | Ramona |
| Cosgrove | Ria |
| Connect | Sosa |
| Encore | Teekan |
| Finn | Totem |
| Finn Nu | Trinity |
| Garvey R5 | Wink |
| Gatsby | Ziva |
| Harbor | |
| Hoopz | |
| Indie | |
| Jude | |
| Knox | |



Environmental Mission

Our vision and goal is a sustaining supplier, manufacturer and customer for the long term protection and preservation of our environment for future generations.

MISSION

To achieve this vision, we are dedicated to ensuring the health and wellbeing of all of our partners, reducing negative impact on the environment, and maintaining price structure by increasing efficiencies and reducing consumption.

JSI, and it's parent company, is an internal manufacturer and has been an environmentally conscious organization for more than 80 years.

We are proud to use wood as our primary sustainable material resource and all corporate policies and procedures support the efforts to "recover, recycle, reuse, repurpose, reduce, refuse, and re-engineer". In doing this, we are committed to the conservation of the environment and its natural resources as well as encouraging our suppliers and customers to do the same. A goal of a "Sustainable Partnership", supplier, manufacturer and customer, is essential for the long term protection preservation and sustainability of our environment for future generations.

LOCATION

Our manufacturing facilities are located in the center of Southern Indiana. With our diverse product offering and manufacturing capabilities, we provide a single source for all of your project needs allowing you to conserve our fossil fuels and reduce greenhouse gases.

PACKAGING

We place emphasis on the minimal use of disposable packaging while still providing adequate protection to the finished product. Our corrugated packaging is recyclable, reusable, and up to 100% recycled content. We reuse or recycle more than 175 tons of corrugated material annually.

REGULATORY

All of our manufacturing facilities are in compliance with applicable OSHA regulations and meet or exceed all applicable DEM and EPA regulations for air emissions, storm water and hazardous waste disposal.

MANUFACTURING FACILITIES

Our manufacturing facilities are geared toward eco-efficiency and are encouraged to continually improve and conserve. Solid wood not used in the direct manufacturing process is recovered for the operation of our dry kilns, thus reducing greenhouse gases, the use of fossil fuels, and the burden of waste placed on landfills. Composite panels not used in the direct manufacturing process are ground and sold for use as animal bedding and boiler fuel. In addition to other energy savings techniques, our manufacturing facilities use high efficient lighting, make use of power factor capacitors, and encourage all to conserve and reduce energy consumption and water usage. Condensation pumps are used to aid in water conservation as well as extending boiler life.

MANUFACTURING PROCESSES

Our finish processes utilize efficient spray guns and proper spray techniques to reduce wasted material. Excess finish material, solvents, and waste are recycled. Many of the assembly processes use water based glues that contain no hazardous ingredients.

TEXTILES

Many of our fabric options utilize up to 100% recycled content. Our leather alternative program includes selections that contain no toxic materials, plasticizers, heavy metals, or formaldehyde and have a 100% biodegradable back cloth. Some of the available panel fabric used, if discarded is a biological nutrient for the soil. Most of the components (foam, batting, and polycord) used in upholstered products are recyclable. Excess fabrics and leathers not utilized in the upholstery process go to recyclers and local charities for additional use.

WOOD

Wood is the most diverse, most process friendly, and most widely utilized natural resource in mankind's history. No other natural resource can match the environmental advantages of wood, including being renewable, recyclable, natural, carbon negative, and biodegradable. Utilizing the sun's energy, trees grow and remove carbon dioxide from the air while giving off oxygen to benefit the entire planet. Approximately 49% of wood's dry weight is carbon and harvesting mature trees in a sustainable forest, which has slowed in the absorption of carbon dioxide, allows the photosynthetic cycle to continue at full optimization and allow for the carbon to remain sequestered. We are proud to use wood as our primary "sustainable" renewable resource.

WOOD OPTIONS

Many environmentally friendly solid wood and engineered wood options are available for quote, including: Lyptus®, Plyboo®, reclaimed woods, agricultural and post-consumer waste fiber products, etc.

INDOOR AIR QUALITY

Our goal is to reduce the impact our products will have on the indoor air quality. We practice the latest technologies and utilize a third party to assure we meet this goal. GreenGuard, one of the leaders in IAQ certification, continues to certify our product offering with UL2818-GreenGuard Indoor Air Quality certification.

PARTNERSHIPS

BIFMA
Business and Institutional Furniture Manufacturer Association
 USGBC
United States Green Building Council
 IIDA
International Interior Design Association
 FSC
Forest Stewardship Council - Forestland
 UL GreenGuard
Indiana Department of Natural Resources - Division of Forestry - Classified Forest, Wildlands Program

Lifetime Warranty

JSI warrants to the original purchaser that each piece of furniture will be free from defects in workmanship, given normal use and care for as long as the original customer owns and uses the product. Normal use is defined as the equivalent of a single shift, 40-hour work week.

JSI will, at its option, repair or replace with comparable product within the terms of the warranty.

Exceptions to Warranty:

12 Years (from date of purchase)

- Wood Seating
- Seating Controls
- Pneumatic Cylinders
- Laminate Surfaces
- Veneer Surfaces
- Solid Surface Components
- Somna, Kindera, Satisse and Forge in multi-shift environment except components as specifically identified below

10 Years (from date of purchase)

- Recliner Mechanisms and Associated Levelers (regardless of shift usage)

5 Years (from date of purchase)

- Casters (including recliner central locking)
- Glides (including MagLinx™)
- Electric Height Adjustable Bases
- Task Lights
- Mesh/Knit Materials
- Electrical Components
- Foam
- Recliner Heat Components

This Warranty Does Not Cover:

- Natural variations in color, grain or texture of wood and other covering materials over which JSI has no control
- Normal wear, color fastness, shrinkage, puddling, wrinkling and stretching of upholsteries including fabric, vinyl, leather and other textiles. This warranty does not cover any defects that may arise in the use of COM or COL upholstery materials. Textile manufacturer's warranty will apply.
- Damages resulting from transportation, improper assembly, installation, handling, accident, user modification attachments, misuse, or neglect of product care.
- Damage resulting from extreme climate conditions
- Finish damages resulting from normal wear and tear, improper maintenance, water damage, exposure to sunlight, extreme high or low humidity or temperature, or other acts of nature.
- Damage created by loading file drawers with anything other than hanging folders.
- Use of any unauthorized non-JSI components for use in the place of JSI components, including but not limited to worksurfaces, bases, brackets, or other essential components.

Replacement components are warranted for a duration of 2 years or for the remaining duration of the initial warranty, whichever extends further.

Textile supplier's warranty will apply. Given the diverse range of cleaning agents used by various facilities, it is advisable to conduct testing on each textile choice using the facility's designated cleaning techniques prior to placing an order.

JSI makes no expressed or implied warranties to any product and, in particular, makes no warranty of merchantability or fitness for any particular purpose. JSI will not be liable for any consequential or incidental damages under this warranty.

Unique Characteristic of Natural Woods and Veneers

JSI uses high quality wood and veneer harvested from sustainably managed forests. Every tree has unique and defining characteristics, like fingerprints. These characteristics can be defined by differences in color, grain configuration, and textures. These characteristics will be more noticeable if the product has a clear or lighter finish.


JSI uses select beech, cherry, maple, oak and walnut cut wood products to produce the desired look of our furniture products.

Maple and Cherry species have a higher degree of uneven distribution of grain, small color streaks, and pin knots.


At JSI, we take care of selecting woods and veneers that are used in our products. With this in mind, we hope you appreciate the beauty of each tree's fingerprints. Products will not be replaced due to these natural characteristics.

Veneers can be sliced in a variety of ways to create unique patterns. JSI uses several different patterns, as shown below.

Flat (Plain) Cut as shown



Quarter Sliced as shown



Double Cut as shown



Rift Cut as shown



Double Cut

The Double Cut veneer is a processed product that has at least two cuttings to create the final veneers. These cuts of veneer strands are dyed and layered into a block to create variation of patterns from a very tight grain pattern to an exotic figure grain pattern.

JSI offers two collection of veneer, our Essentials and Artisan Collections.

Essentials

The Essentials Collection allows users to specify beautiful veneers, without sacrificing budget, providing grain patterns and hues for maximum material flexibility and style range.

Artisan

The Artisan Collection provides a curated selection of finishes expressing an elevated style and contemporary nature.

Laminates (Veneer Series)

An alternative HPL (Higher Pressure Laminate) laminate work surface can be specified on most of our casegood product lines. The specification pages will also list the available coordinating finishes.

Laminate Series

JSI laminate series offer a full laminated product with imprinted grain to hide finger prints and provide durability. The worksurface tops are HPL (High Pressure Laminate) or TFL (Thermal Fused Laminate). TFL is used on the product's chassis.

An overview of finishes and laminates appear on page IV, detailing which species each veneer finish is applied to.

Series Material Offering

Select finishes, species and materiality are available on a per series offering, with JSI curating the correct palette offering for the series intent. Please refer to each series feature highlights within the product pages to identify the material, species, grain patterns and finishes available for that specific series.

JSI Core Materials

For projects requiring similar finishes across multiple series, JSI recommends using our Core Materials program. Finishes in this group are offered throughout the vast majority* of JSI products in the three main material categories Essentials and Artisan Veneer, Laminate and Solid Maple, in a spectrum of light to dark.

*note: not applicable to all series, for example BeSpace only offers clear veneer finish.

Finish - Top Coat

To reduce hazardous formaldehyde emissions, we use our proprietary specially designed top coat, DuraTex™. It significantly reduces hazardous formaldehyde emissions and helps improve indoor air quality.

Finish - Color/Stains

A wide range of stains are available to bring out the beautiful characteristics of each wood species. We coordinate finish color between our veneer stains and solid lumber stains; however, not all may be a perfect match. The stains are continually reviewed for accuracy of color, as well as a constant monitoring of the latest color trends in the furniture market.

Finish - Matching

Due to the natural characteristics of wood, environmental effects, and material upgrades, JSI cannot guarantee exact finish matches on existing furniture previously ordered.

If an exact match is required to accompany existing furniture, it must be specified at the time of order placement, so specific internal procedures can be followed to ensure a proper and acceptable finish match. We reserve the right to change our finish formula at any time to improve safety, quality, and appearance. Unless a finish match for existing furniture is requested at the time of ordering, we accept no liability for finish that may not match the existing furniture from prior orders.

Solid lumber may inherently have mineral streaks, pits, and various other natural occurrences. Care is taken in selecting the solid lumber to coordinate with the requested finish on our veneer products. This internal selection process is subject to availability of solid lumber parts.

Finish Sheen

All casegood veneer finishes are standard in 35-sheen, with the exception of Raven, which is only offered in 15-sheen. All other finishes are available in 15-sheen, with a 5% upcharge, per model.

Custom/Special Finishes

JSI, upon request, will accommodate special finishes. A written request is required to proceed with custom finish orders. A sample reference is required for first-time matches and must be included with the written request.

There is a charge of **\$384 list per order** for any non-standard wood finish.

Orders will be entered noting the special finish. A sample match will be provided to the customer. Written approval is needed before the finish process can be started. Delays in approval may have an impact on lead times.

Every effort will be made to create the requested match; however, an acceptable match may not be possible because of natural variations of wood. These natural variations can also cause minor differences in the final finish product.

Use standard pricing and option pricing for each line item with a special finish, unless additional modifications have been specified. For items available in both Essential and Artisan veneers, apply the Essentials pricing.

Samples

Samples of standard wood finishes, paints colors, metal colors, and standard laminate are available upon request. The fastest way for requests to be filled is by using our website. See below for options to request samples.

Website – jsifurniture.com (click the resource tab)
 JSI Sales representatives
 Phone – 800.457.4511 – Customer Service
 Email – customerservice@jaspergroup.us.com

Veneer Finish and Laminate Overview

Designator	Finish	Veneer Collection	Veneer Species	Laminate	Core Program
BAR	Barrel	Artisan	White Oak- Double Cut	n/a	N
BRK	Brickdust	Essentials	Cherry	HPL & TFL	Y
BUF	Buff	Artisan	White Oak- Double Cut	n/a	N
CSK	Cask	Essentials	Walnut	HPL & TFL	Y
CND	Cinder	Artisan	White Oak- Double Cut	n/a	N
CLY	Clay	Essentials	Cherry	HPL & TFL	Y
EGR	Egret	Artisan	White Oak- Double Cut	HPL & TFL	N
FAW	Fawn	Essentials	Linear - Double Cut	HPL & TFL	Y
FLX	Flax	Essentials	Maple	n/a	N
FLN	Flint	Essentials	Linear - Double Cut	HPL & TFL	Y
LOF	Loft	Essentials	Linear - Double Cut	HPL & TFL	Y
MES	Mesa	Essentials	Cherry	HPL & TFL	Y
MIN	Mineral	Essentials	White Oak- Double Cut	HPL & TFL	Y
MCH	Mocha	Essentials	Walnut	HPL & TFL	Y
OBK	Outback	Essentials	Cherry	HPL & TFL	Y
PIL	Pilsner	Essentials	Maple	HPL & TFL	Y
RAV	Raven	Artisan	Black Oak	n/a	N
RYE	Rye	Artisan	White Oak- Double Cut	n/a	N
SAB	Sable	Artisan	White Oak- Double Cut	n/a	N
SAD	Saddle	Artisan	White Oak- Double Cut	n/a	N
SIE	Sienna	Essentials	Walnut	n/a	N
TRF	Truffle	Essentials	Walnut	n/a	N
UMB	Umber	Essentials	Walnut	HPL & TFL	Y
VAL	Valley	Essentials	Linear - Double Cut	HPL & TFL	Y



Pricing

Prices found in this document or on our website are list prices in U.S. dollars for standard product delivery to one destination. Prices do not include storage, installation, or taxes. Possession of this price list does not constitute an offer to sell. Orders can only be received from approved authorized JSI dealers.

Prices and product information in this document, as well as our website, are subject to change without notice. Reference website for most up to date product offering and pricing.

In our ongoing efforts to minimize ancillary charges. JSI does not include these fees in any calculations for dealer participation fees or commissions in any form. Ancillary charges include but are not limited to special finish charges, special laminate charges and handling fees. When calculating your dealer participation fee or commission earned, please include product lines only and exclude any ancillary charges. Should you have any questions, please call our office for clarification.

Orders

Detailed specification pages are available in the price list at the beginning of each series.

Additional information may be obtained by consulting the Customer Service Department or our website.

Indicate shipping address if different from billing address.

Send Orders To:

US Mail – JSI
225 Clay Street
Jasper, IN 47546
Fax – 812-482-1548
Email – orders@jaspergroup.us.com

JSI reserves the right to make changes in dimensions, styles, or specifications if we believe these changes will improve the safety, quality, or appearance of the product.

Acceptance of orders will be subject to credit approval, barring any acts of governments, or any other causes beyond our control (e.g. strikes, fire, embargo of materials, etc).

Product Modifications

While we offer a wide range of products to accommodate many possible solutions, we also recognize the needs for our products to be modified from our standard offering.

In the series introduction section of each product, we address modification options for that series.

To see if the desired modification is possible, please contact our Customer Service Department for a quote. Note that order quantities and material availability can affect the quote. Additional information may be requested to fully quote modifications.

Order Acknowledgments

All orders will be acknowledged promptly upon entry of a clean order. The acknowledgment will show how the order was entered, ship date and any other information pertinent to the order. It is the purchaser's responsibility to verify all the information on the acknowledgment carefully and notify us immediately, in writing, of any discrepancies.

Every reasonable effort is made to ship as acknowledged; however, the acknowledged ship date is approximate. Company will generally ship within five (5) working days of the acknowledged ship date. If a firm ship date is necessary, customer must inform company at time of order and company will make all reasonable efforts to meet each customer's request. Acknowledged shipping dates are contingent upon the force majeure conditions contained in these terms and conditions.

Cancellations and Changes

All orders are considered firm and are not subject to cancellation or change without approval from JSI. All approved changes are subject to additional charges and revised lead times

Quickship

JSI offers select Vision models, with select options, in our Quickship program. These items ship within 10 business days after receipt of a clean, credit approved purchase order. Items should be placed on order separate from standard lead time models.

Product for up to 10 offices or 10 tables can be included on a single Quickship order. Available capacity is filled by orders as they are received. If normal 10 day Quickship is not available because capacity has been filled, you will be immediately notified by JSI customer service. Changes and cancellations to Quickship orders are not allowed under any circumstances, nor are modifications to the pre-determined Quickship offering. Limit one order per project.

Delivery

Our freight policy consists of prepaid freight to the 48 contiguous states; all other shipments are prepaid to port of exit ONLY. JSI reserves the right to select the appropriate carrier and shipment routes, most shipments are on freight carriers that are dedicated furniture specialists. Standard deliveries require a DOCK that can accommodate 75 foot trucks. Ownership and inspection of product is the responsibility of the buyer upon pickup by the freight carrier. Pricing in this book is for standard delivery only. Standard delivery does not include non-dock delivery, inside delivery, residential delivery or installation of product. Fees and changes for non-standard deliveries are listed below.

Shipping Destination

Changes to ship to locations may not occur within seven days prior to the ship date, however, in atypical situations a **\$250 change fee** will be applied to accommodate additional carrier fees.

Standard Delivery Time

Between 8 AM and 3 PM Monday through Friday. Special delivery requests can be subject to additional fees to accommodate requests.

No Touch Freight

Our freight is considered "no touch". Therefore, customers are to be prepared to unload freight from inside the truck prior to arrival. In the instance that a driver must unload the shipment, driver assists fees will apply (see fees below).

On-Site Deliveries

Shipments to the installation site, and time deliveries are available on full truckloads or slightly less, at no additional charge. Shipments or timed deliveries for smaller shipments may not be available, or if available may require an additional charge.

Detention Fees

- Carriers are given two-hour maximum time allotment to unload for one-stop truckloads.
 - Carriers are given one hour maximum time allotment to unload for multi-stop truckloads
- *Detention fees apply after allotted unloading time and will be at buyer's expense.

Fees

Orders of less than \$1,000 net \$93 net per order
 (If order is UPS shippable, the handling fee is waived and customer is invoiced for exact shipping charges.)
 Weekday deliveries outside of standard delivery times . . . \$309 net
 Weekend deliveries (Saturday or Sunday). \$618 net
 Liftgate Deliveries \$515 net minimum 7% of net price
 Driver Assist \$93 net
 Jobsite Non-Dock Delivery \$155 net per truck
 Inside Delivery (first floor inside only)- no installation or carton removal \$258 net minimum 7% of net price
 NO RESIDENTIAL DELIVERIES

Warehouse/Storage Fees

Additional storage time with a provided two-week approved notice is calculated at 3% per month of the product amount or per day.

Please be Advised

- Reconsignment fees are the responsibility of the buyer.
- Any charges arising from failure to meet shipment, re-routing while in transit or carrier storage charges are the responsibility of the buyer.
- Contact Customer Service to inquire about skidding of products, special crating of products and product installation. These requests must be approved by JSI and made at the time of order.
- Carriers have the right to refuse delivery to a specified location if it conflicts with their liability policy.

Freight Damage

JSI products are packed in cartons and meet or exceed existing codes for furniture and seating products. All shipments are delivered to the carrier in good condition and our liability ceases thereafter. If delivery arrives short or damaged, contact Customer Service immediately to file a claim. In the event of concealed damage, notify Customer Service and request immediate inspection. Failure to file a claim within 15 days after receipt of merchandise constitutes acceptance and a waiver of any such claims. Please inspect merchandise immediately upon receipt, otherwise there is no recourse. Keep all cartons and packing material, discarding these materials may negate your claim.

Storage of product in areas of uncontrolled humidity and temperature may cause damage to the product and void the JSI warranty.

Repairs

JSI will not issue credit allowance for any type of repairs without prior written consent.

Sales order, product model numbers, and reason for repair will be expected in order to process the repair request. A digital photo will help to expedite the request. JSI reserves the right to recommend solutions for repair.

Replacement Parts

Obtain information and pricing on replacement parts by contacting Customer Service. Please have the model number available when requesting replacement parts. Additional information may be required to ensure proper replacement parts.

Returns

JSI products are made to order and may not be returned for credit. No merchandise may be returned to JSI without a signed Return Good Authorization (RGA) form issued by our Customer Service Department. RGA's will be considered for the following reasons:

1. Manufacturing defect (validated by JSI representative).
2. JSI order processing error.
3. Shipping error.
4. Mis-marked cartons.
5. Duplicate shipments.

Liability for defective merchandise shall be limited to replacement or repair.

If you have questions as to whether your reason for return qualifies for consideration, please contact Customer Service. At the discretion of JSI, returns on stocked items may be considered with the following stipulations:

1. 60% restocking fee.
2. All return freight charges must be prepaid by dealer.
3. Product was never removed from the original carton.
4. Product must be returned within 30 days of RGA issue date.
5. Credit will not be issued if product returned is damaged.
6. Under no circumstances can we accept COD (Cash on Delivery) returns. Any such shipment will be refused.

Please note most models on Quickship are produced on demand and cannot be returned. Modified, special or custom-built product is not eligible for return.

Fire Retardancy

All JSI upholstered components comply with California Bureau of Home Furnishings and Thermal Insulation-Technical Bulletin 117-2013 issued by State of California Department of Consumer Affairs. This standard requires upholstered furniture to be safer from the hazards associated with smolder ignition in all four (4) categories of materials, as applicable.

Compliance with more stringent codes may require special manufacturing considerations and upcharges.

California Technical Bulletin 133 (CAL 133)

JSI uses a barrier material between the foam cushioning and the upholstery cover in order to comply with CAL 133. The standard upcharge on products specified to comply with CAL 133 is **\$81 list per yard** of textile.

JSI has performed a series of full scale fire tests on samples-representing worst case scenarios of upholstered units- to comply with the requirements of the state of California Technical Bulletin 133 (CAL 133). Products in compliance are labeled in accordance of the standards.

Some product designs and fabric cannot be combined to comply with CAL 133. Because of this, we reserve the right to reject any request for an upholstery cover, including COM, textile may not contain olefin or product style that we feel may compromise the integrity or safety of a product specified to comply with CAL 133.

Contact Customer Service for a quote if you require laboratory certification that a specific product and upholstery combination WILL PASS CAL 133. The quotation will include testing, video, and transportation charges plus the list cost of the sample.

Our standard lead time will apply to products that do not require certification. Allow an additional six weeks over the standard lead time for products that need actual laboratory certification.

The end user, specifier and/or dealer have the responsibility to make sure all products specified will meet the flammability and safety codes of the jurisdiction where the products will be located and used.



Flame Spread

All JSI may be required to comply with the requirements of Flame Spread based on ASTM standards/NFPA Life Safety Codes and general public knowledge are as follows:

- Solid Wood- Class C
- Topcoats- Class A
- Carded Fabric- Class A
- Composite Panels- Class C
- Laminate- Class B

Plastics- According to the NFPA, the lack of stability of plastics under high temperature conditions and inherit combustibility have eliminated the use of plastics for applications requiring a flame spread rating.

Also be advised that improvements may be attained in certain instances with the addition of chemicals which may add additional costs, chemical exposure and/or compromise the integrity of the product.

Textile Carded Programs

JSI is proud to partner with Maharam, Momentum, Spradling, Stinson, Ultrafabrics, Camira and Cortina Leather. Please refer to our website for our standard patterns, along with the current grade.

<https://www.jsifurniture.com/finishes-and-materials/textiles>

Textile Grade-In Programs

For the convenience of our specifiers, we offer an extensive graded in program. Please reference our website for the most up to date information on our graded in program.

<https://www.jsifurniture.com/resources/textile-partner-info/overview/>

For additional specifications on the pattern or to order memo samples, please contact the textile suppliers directly:

- Arc Com www.arc-com.com
- Camira www.camirafabrics.com
- DesignTex www.designtex.com
- Maharam www.maharam.com
- Mayer www.mayerfabrics.com
- Momentum www.themomgroup.com
- Spradling www.spradlinggroup.com
- Stinson www.cfstinson.com
- Ultrafabrics www.ultrafabricsllc.com
- Cortina Leather www.cortinaleathers.com

Any textile not graded in or pre-approved for COM/COL will require application test approval prior to order entry and shipment of fabric or leather to JSI. For current JSI grades and application status by series visit www.jsifurniture.com Resources > Graded-In + COM; [Graded-In + COM](#).

Indicate on purchase order if JSI is to order the fabric.

Grades and availability of fabric are subject to change without notice. Changes could include but are not limited to price increase, discontinued patterns, discontinued colors, etc. See www.jsifurniture.com for up to date information.

Many textiles have repeats and the additional yardage required has been factored in for textiles ordered through the JSI Carded and Grade-In Programs. We reserve the right not to match textiles with a horizontal or vertical repeat greater than 17". Additional charges may apply for textile being applied with special instructions.

Some fabric thickness or stiffness may cause issue with proper upholstery of tackable wall panels or upholstery privacy screens. Please contact customer service with concerns on the fabric thickness for these items.

COM/COL Address

JSI
Attn: COM/COL Department
Receiving B
Dock 71
201 East Martin St.
Orleans, IN 47452

Tag: Dealer Name / Purchase Order #

General COM Fabric/COL Hide Policy

Refer to the COM/COL Price Columns for list prices.

All yardage requirements listed in the price list are based upon 54" plain non-directional material. Additional yardage may be required based on fabric repeat and matching.

All square footage requirements for COL are based on an average hide size of 50 square feet.

Contact Customer Service for any of the following conditions:

- + approval of COM/COL to be used (see policy on the next page)
- + fabric repeats greater than 3"
- + fabric less than 54" wide
- + leather hides smaller than 50 square feet
- + special application requirements request

When requesting information from Customer Service on COM/COL please supply the following information:

- + model number and quantity of the product the COM/COL will be applied
- + COM/COL textile supplier's name
- + name of pattern and color of the textile
- + any special application request

Visit www.jsifurniture.com Resources > Graded-In + COM to see if the textile has already been approved. If there is no record for this particular textile then a Memo Sample will be required.

JSI takes no responsibility when additional materials must be ordered.

COM Fabric Repeat Guide

Roll Width	Plain Fabric	1" - 5" Repeat	6" - 10" Repeat	11" - 15" Repeat	16" - 20" Repeat	21" - 30" Repeat	31" - 40" Repeat	41" - 50" Repeat
54"	0%	10%	15%	20%	25%	30%	40%	50%
53" to 51"	15%	20%	25%	30%	35%	40%	50%	60%
50" to 48"	30%	35%	40%	45%	50%	55%	70%	90%
47" to 36"	60%	65%	70%	75%	80%	85%	100%	120%

The percentage represents the additional fabric yardage that needs to be added to the COM yardage. Contact Customer Service for repeats greater than 50".

All COM/COL must meet applicable codes and regulations, including TB117-2013. By selecting COM/COL, customer certifies that the material meets such codes. JSI assumes no responsibility for the applicable codes and regulation regarding flammability rating and safety rating of any COM/COL.

JSI cannot be held responsible for receipt of defective fabrics, as we apply all COM as first quality goods.

We can take no responsibility for tailoring, wear-ability or application of COM/COL textiles. Any warranty claims for the COM/COL Textile materials will fall to the original vendor of the textile, not JSI.

COM Fabric/COL Hide Process for JSI Seating

General COM Fabric and COL Hide Policy also apply.

JSI will approve or disapprove COM/COL on all products. An approval of a textile from JSI makes no claim that performance, durability or tailoring of COM/COL will result in satisfactory upholstery. Every effort will be made to meet customer's expectation, but fabrics/leathers have unforeseen inherent characteristics that may limit JSI's ability to deliver a well tailored product.

Approval COM Textile/COL Hide Process for Seating

Follow the Steps Below:

1. Send a Memo Sample of the COM/COL (recommended memo be at least 4" x 4")
 JSI
 Attn: COM/COL Approval Department
 201 East Martin Street
 Receiving B, Dock 71
 Orleans, IN 47452
2. Call our Customer Service Department at 812-482-3204 to request an electronic version of approval form.

Guide Order Form for COM and COL

Please send sample to:
 JSI
 Attn: COM/COL Approval Depart.
 201 East Martin St.
 Receiving B, Dock 71
 Orleans, IN 47452

① **Order Information:**

Quote #: _____ **Purchase Order #:** _____

Customer Service: _____

Dealer Name/Project Name: _____

Contact: _____

Address: _____

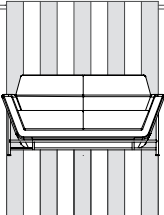
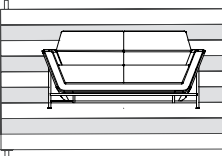
Phone: _____ **Email:** _____

Model Number(s) Receiving COM / COL: _____

Please forward a copy of this form to your JSI CSR for record keeping

② **Select off the bolt application:** *(Check one of the boxes)*

Up the roll (standard on most seating) Railroaded

③ **Additional information:** _____

④

Attach sample here.

JSI will review and test as needed all requests. You will be notified as soon as results are documented by our review personnel. JSI reserves the right to reject any COM/COL on our products. We will provide COM/COL explanation of any unapproved textile whenever possible.

Custom Options

Wood Laser Engraved Back

Many of our seating models are available with a custom wood laser engraved back. University seals, logos, unique designs, or any type of graphic can be designed into the seating back for a custom creation. Copyright approval may be required. Consult JSI Customer Service for pricing and artwork specifications. Artwork must be submitted as a JPG or PDF file.



Wood Laser Engraved Back General Pricing

* must order plain back when choosing these options

For Artwork 4" x 4" or Less	\$58 list per chair
For Artwork Less than 6" x 6"	\$102 list per chair
For Artwork Larger than 6" x 6"	Call For Pricing

For orders fewer than 50 pieces, add \$158 list per design, per order. This pricing reflects etching (leaving the wood dark). If additional painted colors are added to artwork please call customer service for pricing.

A \$139 list set-up fee applies.

Care and Maintenance

Care and Maintenance

Care of Upholstery Surfaces

Cleanability will vary based on the fabric type. For best results, a professional service is recommended. Dirt and crumbs may be gently brushed or vacuumed off. Spills should be wiped up immediately with a cloth. Vinyl textiles can be cleaned with warm soapy water and then wiped down with a warm damp cloth. For more details on any JSI carded fabric and vinyl, please visit our website at jsifurniture.com or consult the back of the appropriate swatch card for cleaning codes and any specific instructions. For COM materials, consult with the individual textile manufacturer for cleaning codes and any specific instructions pertaining to your particular fabric.

Maintenance of Mechanical Parts

Clean any lint or debris from the moving parts of the base mechanisms. Mechanisms have been designed and tested to not require lubrication under normal conditions; however, lubricant can be used if needed.

Care of Wood Edges and Veneer Surfaces

Clean all surfaces frequently with water dampened soft cloth, moving the cloth with the grain direction. Immediately remove any liquids that come in contact with wood surfaces with a blotting action to absorb liquid. Buff dry. Lift objects to move them, never pull them across the finished surface. For an additional safeguard, use a protective surface pad. This will ensure a lasting finish by protecting your furniture from possible damage caused by pens, cups and sharp objects. Avoid exposure of furniture to extremes of heat and cold, or to wide humidity variances. Avoid exposure of furniture to strong sunlight. Avoid exposure of furniture to harsh solvents such as nail polish remover, acetates, etc., as it will cause finish deterioration. If using a protective glass top, place spacer pads under the glass top to allow the wood to breathe.

Care of Metal Finishes

Wash your powder-coated item at least one every six months. Use soft rags only - No abrasives. For stubborn stains and grease marks, use soap and water mixture. Combine 1 gallon of water and 1 cup of the neutral detergent in the bucket. Mix it up by swirling one of the rags around in it. Wipe down the powder coat with a rag that has been dampened with the cleaning solution. Do not scrub, but use gentle, repetitive pressure to remove any built-up grime. Rinse the powder coat off with a rag dampened with clear, clean water. Do not spray it down, but rather wipe it off with the rag. You may need to do this several times to get all the soap off. Wipe the powder coat down with a clean dry rag. This will prevent streaking and spotting.

Care of Frosted Glass

Use a clean, dry lint free cloth to wipe the surface. Follow with warm water and a clean rag; no soap or chemicals. Wipe dry with a clean, dry lint free cloth. Cleaning the frosted side is not recommended, if desired to clean use the above method but do not spray the water on the frosted side, use a clean rag. Please allow 48 hours for the frosted side to dry and not to show cloudiness.

Tempered Glass Information

JSI is aware of occasional occurrences of spontaneous glass breakage in various furniture products. Tempered glass makes it stronger and if it breaks, will cause it to break into many small pieces of “cubes” rather than sharp and potentially dangerous shards.

Glass breakage in furniture may occur for a variety of reasons. Tempered glass is particularly prone to breakage from damage (scratches, nicks, etc.) that may occur during shipping, handling, installation, use or maintenance. Exposure to rapid changes in temperature or concentrated temperature zones may also cause breakage.

Tempered glass may also break due to a specific type of imperfection or “inclusion” that occurs within the glass when manufactured. When this condition exists glass breakage may occur without any obvious cause. This is often referred to as “spontaneous” breakage but is a very isolated occurrence in the glass industry.

Care of Dry Erase Boards

Erase after every use to eliminate ghosting. Clean weekly with a Dry Erase Cleaner. Avoid the use of orange and red Dry Erase Markers. Follow manufacturers cleaning instructions for the eraser. If ghosting or staining remains use a small amount of rubbing alcohol on a clean, soft towel to remove.

Care of Solid Surface

Although liquids cannot penetrate Solid Surface, it is best to wipe up spills as they occur. Generally, a damp microfiber cloth used with a standard household kitchen spray should remove most stains.

For most residues, all you need to clean your Solid Surface countertops is a warm soapy water, ammonia-based household cleaner or a dedicated countertop cleaner. Do avoid window cleaners; however, as they can leave a waxy build-up that dulls the surface. Always clean using a circular motion.

Film will build up on countertops if water is left to dry on the surface. This film will dull the countertop surface, making the finish appear blotchy and uneven. To prevent film build-up, it is very important to wipe the countertop completely dry immediately after spills and cleaning.

Some color of Solid Surface may require more frequent cleaning to maintain a uniform finish. Darker colors tend to require more attention than lighter colors. Over time, even with proper care, your countertop will acquire a sheen. Dark colors may show light scratches more readily.

Specification Tools

JSI products are manufactured to order and provide a multitude of options to address your individual customer needs. As you process your order do not forget to include all the necessary information to allow the order entry process to be completed. Please see the order checklist at the beginning of every series.

JSI Customer Service edits every order for complete information. If details are not included with the purchase order, Customer Service will contact you to answer these questions. If information is not completed in a timely manner it will delay the entry process and could affect your product delivery date. To avoid delay in order entry and potential delay in delivery of your order, please double check the line items to ensure all selections have been completed.

To ensure completion of details on your purchase order, electronic catalogs and specification tools have been developed to aid in the process. These electronic tools include:

20-20 GIZA Studio and 20-20 CAP Studio software offers state-of-the-art design, specification, photo-realistic rendering and three-dimensional visualization capabilities for configurable products in the commercial interior design markets. 20-20 GIZA Studio and 20-20 CAP Studio are available for all JSI Casework and Seating products, in 2D and 3D graphics and the Specifier Catalog. Updates are made monthly reflecting any changes that occurred. To be sure the most up to date information is provided on orders, users of this software program are responsible to update their catalogs.

CET Designer, by Configura is an all-in-one software solution for space planning and configuration of products. The intuitive workflow guides you through entire process from idea to reality- supporting every step of the sales process

GSA Advantage is a Federal Government electronic catalog site offered to assist GSA customers in specifying and pricing JSI product. Listed at this site are all contract items and prices under GSA Contract # GS-28F-0030U.

Our JSI website jsifurniture.com provides many tools to assist in the design and order selection. Included in the site are downloadable images, typicals, product symbols, brochures, contact information, price lists, sales representative locations, warranty and environmental information.

GSA Terms and Conditions



Contract Holder

Contract # GS-28F-0030U

In addition to the standard terms and conditions, the following terms and conditions apply to GSA contract.

Contract Number

GS-28F-0030U

Contract Period

June 24, 2013 - June 24, 2028

Statement of Intended Use

The furniture covered by special item number 33721 Office Furniture shall comply with the requirements defined in purchase description 3QSAB 09-608. All furniture offered under this SIN shall be GSA Chassis Grade 1, 2, 3 or NA, GSA Drawer Grade 1, 2, 3, 4 or NA, Design A B or C, as defined in 3QSAB 09-608.

Description of Special Item Number SIN #33721

Cooperative Purchasing

No

Set Aside

No

FSC/PSC Code

7125

NAICS 337211 Wood Office Furniture Manufacturing 1000 employees

Includes all furniture placed in an office, such as chairs, desks, etc. In addition, ancillary services are included, however services performed shall not be the primary purpose of the work ordered.

Lowest Price Model

SIN #	Model Number	Net Price
33721	VS-LBRKT-20	\$28.03

Maximum Order

\$250,000 net

Geographic Coverage

48 contiguous states and Washington D.C.

Point of Production

Jasper, Dubois County, Indiana
Orleans, Orange County, Indiana

Discount

Discount 61.6%* off list.

*Discount for Walden and Wellington is 61.71% off list.

Discount Quantity

Walden and Wellington only
\$300,000 to \$350,000 Net = 0.5%
\$350,001 to \$400,000 Net = 1%
\$400,001 to \$450,000 Net = 1.5%

Prompt Payment Terms

1% 15 - net 30 days from date of invoice.

Government purchase cards are accepted at or below the micro-purchase threshold

Government purchase cards are accepted above the micro-purchase threshold

Foreign Terms

Not applicable.

Time of Delivery

30-75 days after receipt of order, 90 days maximum.

Expedited Delivery

Contact Customer Service 800-457-4511

Overnight and 2-day Delivery

Not applicable.

Urgent Requirements

Contact Customer Service 800-457-4511

F.O.B. Points

F.O.B. destination, freight prepaid and allowed to 48 contiguous states and Washington D.C. excludes special delivery requirements.



GSA Terms and Conditions

Ordering Address

Jasper Seating Company, Inc. d/b/a JSI
Attn: Participating Dealer
225 Clay Street
Jasper, IN 47546
Fax: 812-482-1548
Phone: 800-457-4511
Email: orders@jaspergroup.us.com

Order Procedures:

Per contract

Payment Address

JSI
225 Clay Street
Jasper, IN 47546

Warranty Provision

Limited Lifetime

Export Package Charges

Quoted on project-by-project basis.

Terms of Government Commercial Credit Card Acceptance

Accepted.

Rental, Maintenance, and Repair

Not applicable.

Terms and Conditions of installation

12% of net purchase order for installation services up to \$250,000.00 of net purchase price.

Terms and conditions of repair parts, etc.

See warranty.

List of service and distribution points

Contact Customer Service 800-457-4511.

List of participating dealers

Contact Customer Service 800-457-4511.

Preventive Maintenance

N/A

Environmental Attributes

GreenGuard Certified and recycled wood waste and fabric remnants

Section 508 Compliance

N/A

DUNS

00-636-7767

CCR and SAMS Registration

Jasper Seating Company, Inc. is registered
Cage Code #31881
Federal ID #35-0420370
UEI #DDJ2GKQM7M84

Product Modifications

We willingly accept customers' modifications to standard products. See product modification information by series at the start of each series under the "Product Modification" sections. If there is a modification you desire that is not listed in this section, please call Customer Service for a modification quote/price

Acceptance, Modification, Assignment

By placing this order for furniture, material or other products (sometimes collectively referred to as "goods"), customer agrees to these terms and conditions which shall prevail over inconsistent provisions in any other form or document of customer. No change or modification shall be applicable unless set forth in writing and signed by company. Neither this order nor any interest therein shall be assigned by customer except with the prior written consent of company.

Payment

Customer agrees to pay to company the amount indicated on the invoice, 1% 15 days, net 30 days from date of invoice (U.S. funds only), for goods ordered. Interest will be charged after 30 days from the date of invoice at the rate of one and a half percent (1.5%) per month. International sales will require additional payment arrangements. No goods shall be sold on consignment or conditional sales basis. Payment for the goods delivered hereunder shall constitute acceptance thereof.

Attorneys' Fees

Customer shall be responsible for all expenses and cost in connection with the enforcement by company of these terms and conditions and the cost of collection (including the fees of any collection agencies to whom the customer's account may be referred), plus reasonable attorneys' fees (which attorneys' fees shall not be less than 25% of the amount due, unless a lower amount is specified by applicable law).

Remedies

The remedies herein reserved shall be cumulative, and additional to any other or further remedies provided in law or equity. No waiver of a breach of any provision of these terms and conditions shall constitute waiver of any other breach or of such provision.

Insolvency

Company may forthwith cancel this order in the event of the happening of any of the following or any other comparable event: insolvency of the customer, the filing of a voluntary petition in bankruptcy, the filing of any involuntary petition to have customer declared bankrupt provided it is not vacated within thirty (30) days from the date of filing, the appointment of a receiver or trustee for customer provided such appointment is not vacated within thirty (30) days from the date of such appointment, or the execution by customer of an assignment for the benefit of creditors.

GSA Terms and Conditions

Limitation of Liability

The Company shall not under any circumstances be liable to the customer, owner of the goods or any third party for special, indirect, incidental, or consequential damages, including, without limitation, loss of profits or revenues, loss or damage to other property or equipment, cost of capital or of purchased or replacement goods, or expense, delay, or inconvenience caused by or arising from the purchase, sale, use, repair or inability to use the goods or by any performance or non-performance under, or breach of, these terms and conditions. The Company's sole liability for any defective goods shall be its repair or its replacement pursuant to the express warranties set forth above, or if amended, as applicable at the time of manufacture or repair of the goods. Some states do not allow the exclusion or limitation of incidental or consequential damages, so the above limitations or exclusion may not apply to all customers. Any action resulting from any breach on the part of company as to the goods or services delivered here under must be commenced within one year after the cause of action has occurred.

Returns and Allowances

Reasonable touch-up and deluxing is the dealer's responsibility. The Company will not make allowances for trip or delivery charges, but will only make allowance for actual work performed to correct manufacturing defects. Allowances maybe authorized only by a company officer. It is the responsibility of the field sales representative to inspect any defective merchandise and make suggestions and recommendations as to the proper disposition. Field personnel cannot obligate or bind the company by definite agreement, without final authorization by a company officer. Company will not accept automatic charge backs which do not have prior authorization. All defects must be called to the company's attention upon arrival at the customer's "ship to" destination. To initiate any type of claim or request for parts, it is imperative to have the model number or fabric number, which may be located on the tag attached to the frame of the unit. Authorization for return to the company via a return goods authorization. Company will not issue credit allowances for any repairs without company's prior consent. Under no circumstances shall the company accept COD (cash on delivery) returns, and any such shipment will be refused.

Security Agreement

The Company may require and customer shall grant a security interest in goods sold pursuant to any credit the company may extend to the customer.

Governing Law

All disputes between the parties, whether or not arising out of these terms and conditions, will be governed by the laws of the state of Indiana. Customer agrees to submit to the jurisdiction of and agrees all lawsuits relating to any disputes between the customer and the company will be brought only in a state court located in Dubois County, Indiana or the United States District Court for the Southern District of Indiana. The customer hereby waives the right to a trial by jury in any action, proceeding, claim, or counterclaim whether in contract or tort, at law or in equity, arising out of or relating in any way to these terms and conditions and all other disputes between the parties.

Mitigation

If the company repossesses the goods prior to payment by the customer of all amounts due hereunder, the company may sell the goods, as is, where is, free and clear of all rights of the customer at either public or private sales, and apply the net proceeds (after deducting expenses of repossession and sale) to the obligation of customer hereunder. The customer may dispose of the goods in any commercially reasonable place and manner and the customer waives any notice of time, place and manner of sale.

Integration

This order for goods, including these terms and conditions, along with any credit application, invoice, statement, dealer contract, acknowledgment, bill of lading (and any exhibits, addenda or amendments thereto) of which this order may be a part, constitutes the sole and complete agreement between the company and the customer with respect to the purchase of the goods.

Dimensions/Specifications/Finishes

All dimensions are approximate and may vary due to the upholstery technique of each craftsman. If exact dimensions are required, it is necessary for the customer to state such specifications with the order. Detailed specifications sheets are available for each series of goods, and customer should consult the company's customer service department for these specification sheets. Company reserves the right to make changes in dimensions, style, or specifications if company believes these changes will improve the goods' quality or appearance. Company reserves the right to substitute hardwoods due to availability at production. Due to the natural characteristics of wood, environmental effects, and material upgrades, the company cannot guarantee exact finish matches on existing goods previously ordered from company. If an exact match to customer's existing goods is required, it must be specified so that the proper procedures can be followed to ensure an acceptable finish. Company will accept no liability for the finish if this procedure isn't followed. Company reserves the right to make changes in a finish formula if company believes the change will improve the quality or appearance of company's goods.

Company's Performance of Its Obligation

The production and delivery of the goods to the extent delayed or hindered or prevented from the performance by reason of natural disasters, acts of god, strikes, lockouts, labor troubles, inability to procure materials, casualties, failure of power, restrictive governmental laws or regulations, riots, insurrections, acts of terrorism, war or other reason of a like nature not the fault of the company shall excuse for the period of the delay the company's performance and the period for the performance shall be extended for a period equivalent to the period of such delay.

Casegoods Price List | Vision Series

General Information

Environmental Mission	II	Custom Options	VIII
Warranty	III	Care and Maintenance	IX
Laminate and Veneer Characteristics	III	Specification Tools	X
Samples	IV	GSA Terms and Conditions	XI
Order Procedures	IV		
Quickship Program	IV		
Delivery	IV		
Freight Damage	V		
Repairs and Returns	V		
Fire Retardancy / CAL 133	V		
Textile Information / COM and COL Policy	VI		

Vision - Casegoods

Vision

Height Adjustable Table Desk/Bridges	VS2
Height Adjustable Corner Tables	VS10
Height Adjustable Modular Components	VS24
Desks	VS59
Bridges	VS83
Returns	VS84
Corner Units	VS93
Credenzas	VS101
Modular Tops	VS111
Modular Pedestals & Supports	VS126
Modular Modesty/Back Panel	VS142
Metal Bases & Supports	VS161
Overhead Cabinets	VS164
Tackboards	VS172
Accessory Rail	VS180
Accessory Rail Accessories	VS181
Wall Mount Storage	VS204
Wall Mount Tackboards	VS220
Wall Mount Cubbies	VS232
Floating Shelf	VS234
Overhead Bookcases	VS235
Storage Tower	VS237
Back Panel for Storage Tower	VS238
Markerboards/Tackboards	VS241
Wall Panels	VS258
Bookcases	VS294
Lateral Files	VS296
Mobile Pedestals	VS297
Wardrobes	VS299
Storage Cabinets	VS301

Accessories

Casegoods Tasklights	VS318
Casegoods Keyboard Accessories	VS320
Casegoods Wire Management	VS322
Casegoods Power and Data	VS324

Vision - Conference

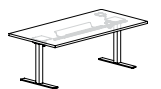

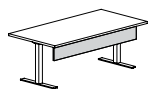
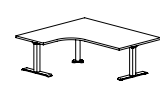



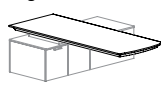
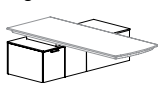
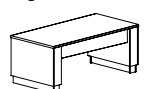
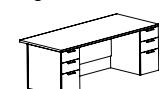
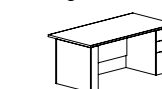

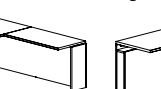
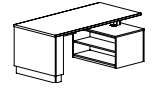
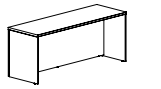
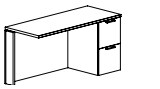
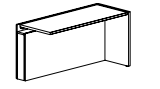
Veneer Veneer	VS331
Conference Tables	VS338
Conference Tops	VS339
Conference Table Bases	VS342
Credenzas	VS344
Vertical Storage Units	VS345
Lectern	VS349
Visual Board	VS349

Vision Laminate	VS330
Conference Tops	VS346
Conference Table Bases	VS348
Lectern	VS349
Visual Board	VS349
Credenzas	VS350
Vertical Storage Units	VS351




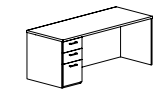
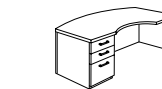
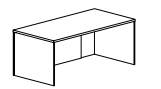
Accessories	VS353
Power and Data	VS355

Vision - Overview

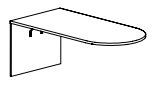
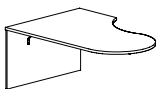
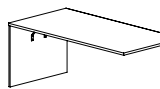
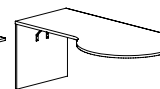
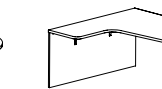
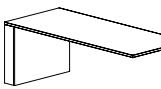
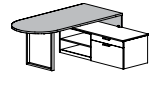
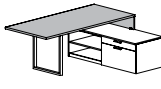
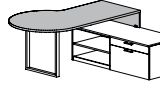
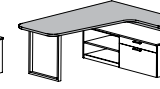
Height Adjustable Desk/Bridges/Returns/Credenzas

						
Adjustable Height Table Desk Page VS2	Adjustable Height Bridge Page VS2	Adjustable Table Modesty Panel Page VS6	Adjustable Corner Table One Piece Top Page VS10	Adjustable Corner Table Two Piece Top Page VS14	Adjustable Height Base for Table Desk Page VS32	Adjustable Height Base for Corner and L-Unit Page VS32
						
Cantilever Table Top Page VS34	Credenza Support for Cantilever Table Top Page VS34	Adjustable Height Table Desk Page VS35	Adjustable Height Double Pedestal Desk Page VS36	Adjustable Height Single Pedestal Desk Page VS37	Adjustable Height L-Shaped Desk Page VS41	Adjustable Height Bridge Page VS49
						
Adjustable Height Pen. Desk - Credenza Page VS51	Adjustable Height Shell Credenza Page VS53	Return for Adjustable Height Desk Page VS54	Adjustable Height Workwall Return Page VS57			

Desks

					
Table Desk Page VS59	Double Pedestal Page VS60	Single Pedestal Desk Page VS63	Shell Desk Page VS78		

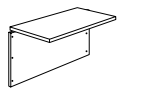


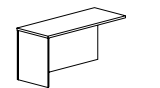
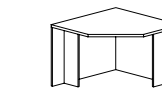
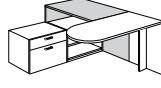
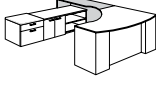
Peninsula Desks

					
Multiple Shaped Peninsula Desks Page VS69					
					
Multiple Bench Height Supported Peninsula Desks Page VS79					

Peninsula Desk Bases and Bullet Return Bases

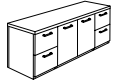
						
Executive Base Page VS161	Taper Base Page VS162	Truss Base Page VS162	Dowel Base Page VS162	Rectangular Base Page VS162	Perimeter Base Page VS162	Column Base Page VS162

Bridge/Returns/Corner Units

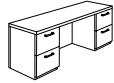
				
Bridge with Modesty Panel Page VS83	Returns Page VS84	Shell Return Page VS89	Corner Unit Page VS93	Cockpit Corner Unit Page VS93
				
Bench Height Supported Shell Return Page VS92				

Vision - Overview

Credenzas



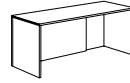
Storage Credenza
Page VS101



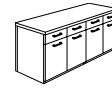
Kneespace Credenza
Page VS103



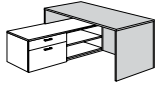
Single Pedestal Credenza
Page VS104



Shell Credenza
Page VS108



Buffet Credenza
Page VS109



Bench Height Supported Shell Credenza
Page VS101

Modular Tops



Bow Front Desk Top
Page VS111



Rectangular/Sofit Rectangular Desk Top
Page VS112-VS113



Bullet Desk Top
Page VS114



Sweeping L Desk Top
Page VS115



Extended Corner Desk Top
Page VS116



Extended Corner Bullet Desk Top
Page VS117



Return/Bridge Top
Page VS118



Credenza Top
Page VS119



Extended Corner Credenza Top
Page VS122



Pedestal Top
Page VS123



Bench Height Tops
Page VS124

Modular Pedestals & Supports



Pedestals
Page VS126



Wing End Support
Page VS138



T-Support
Page VS140



T-Support with Metal Braces
Page VS140



Modular End Panel Support
Page VS142



Modular Center Support Panel
Page VS143

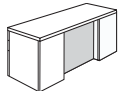


Modular Back Panel
Page VS160

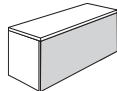


Modular Back Filler Panel
Page VS161

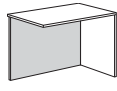
Modular Modesty/Back Panel



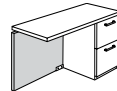
Modular Break Front Desk and Credenza Modesty Panel
Page VS146



Modular Desk and Credenza Shell Modesty Panel
Page VS147



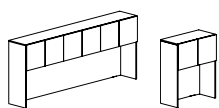
Modular Shell Return Modesty Panel
Page VS150



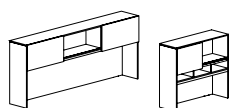
Modular Return Modesty Panel
Page VS153

Vision - Overview

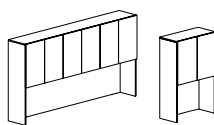
Overhead Cabinets



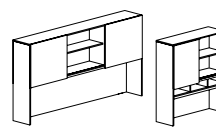
Storage Overhead Cabinet
Page [VS164](#)



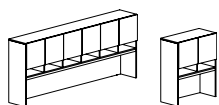
Storage Overhead Cabinet w/Sliding Doors
Page [VS166](#)



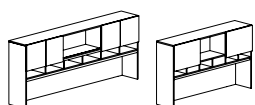
Double Height Storage Overhead Cabinet
Page [VS168](#)



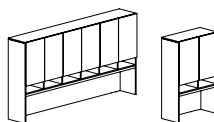
Double Height Storage Overhead Cabinet w/Sliding Doors
Page [VS170](#)



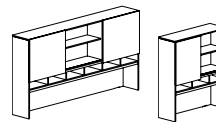
Storage Overhead Cabinet and Cubbies
Page [VS186](#)



Storage Overhead Cabinet w/Doors, Open Center Shelf and Cubbies
Page [VS188](#)

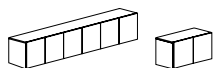


Double Height Storage Overhead Cabinet Cubbies
Page [VS192](#)

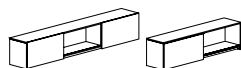


Double Height Storage Overhead Cabinet w/Sliding Doors and Cubbies
Page [VS194](#)

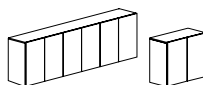
Stack On Storage



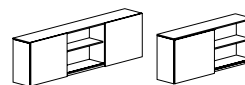
Wall Mount Overhead Cabinet
Page [VS204](#)



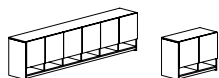
Wall Mount Overhead Cabinet w/Sliding Doors
Page [VS206](#)



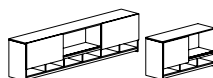
Double Height Wall Mount Overhead Cabinet
Page [VS208](#)



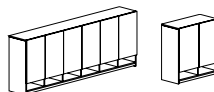
Double Height Wall Mount Overhead Cabinet w/Sliding Doors
Page [VS210](#)



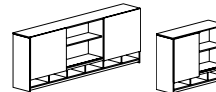
Wall Mount Overhead Cabinet and Cubbies
Page [VS212](#)



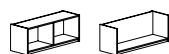
Wall Mount Overhead Cabinet w/Sliding Doors and Cubbies
Page [VS214](#)



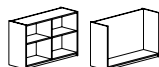
Double Height Wall Mount Overhead Cabinet and Cubbies
Page [VS216](#)



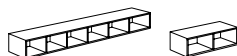
Double Height Wall Mount Overhead Cabinet w/Sliding Doors and Cubbies
Page [VS218](#)



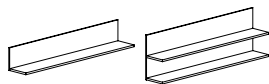
Wall Mount Overhead Shelf
Page [VS207](#) & [VS228](#)



Double Height Wall Mount Overhead Shelf/Overhead
Page [VS211](#) & [VS228](#)



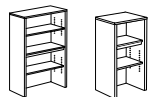
Wall Mount Cubby Compartments
Page [VS232](#)



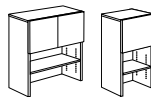
Wall Mount Shelves
Page [VS230](#)



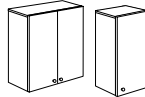
Floating Shelf
Page [VS234](#)



Bookcase Overhead
Page [VS235](#)



Storage Tower w/Doors
Page [VS236](#)



Storage Tower w/Doors
Page [VS237](#)

Accessories



Accessory Rail
Page [VS180](#)



Upright Tray
Page [VS181](#)



Small Tray
Page [VS181](#)



Pencil Tray
Page [VS181](#)



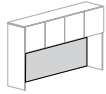
Paper Tray
Page [VS181](#)



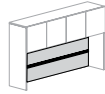
File Hanger
Page [VS181](#)

Vision - Overview

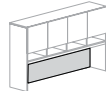
Tackboards/Markerboards



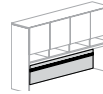
Tackboard for Front of Storage Overhead Cabinet
Pages [VS172](#)



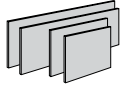
Accessory Rail Tackboard for Storage Overhead Cabinet
Pages [VS176](#)



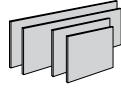
Tackboard for Front of Storage Overhead Cabinet with Cubbies
Pages [VS196](#)



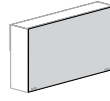
Accessory Rail Tackboard for Storage Overhead Cabinet with Cubbies
Pages [VS200](#)



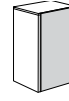
Wall Mount Tackboards for Overhead Cabinets
Pages [VS220](#)



Wall Mount Tackboards for Overhead Cabinets with Cubbies
Pages [VS223](#)



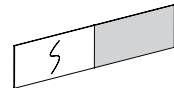
Tackboard for Back of Storage Overhead Cabinet
Pages [VS182](#)



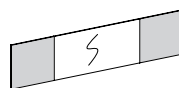
Fabric Back Panel for Storage Tower
Pages [VS238](#)



Markerboard for Front of Storage Cabinet or Cubbies
Pages [VS241](#) & [VS249](#)

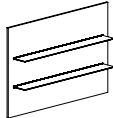


Half Markerboard/Half Tackboard for Front of Storage Cabinet or Cubbies
Pages [VS242](#) & [VS250](#)

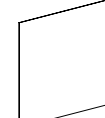


Center Markerboard/Left & Right Tackboard for Front of Storage Cabinet or Cubbies
Pages [VS242](#) & [VS254](#)

Wall Panels



Wall Panel with Shelves
Pages [VS258](#)



Magnetic Glass Wall Panel
Pages [VS274](#)

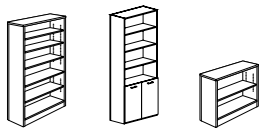


Laminate Markerboard Wall Panel
Pages [VS277](#)

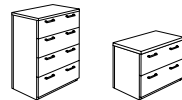


Tackable Wall Panel
Pages [VS280](#)

Freestanding Storage & Vertical Storage



Bookcases
Page [VS294](#)



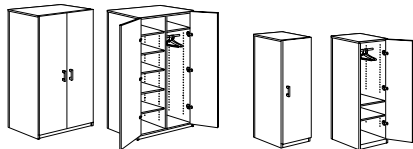
Lateral Files
Page [VS296](#)



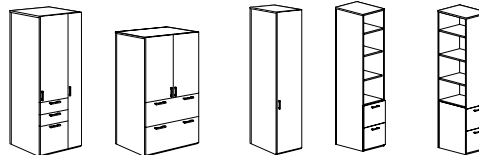
Box/Box/File Mobile Pedestal
Page [VS297](#)



Mobile Lateral File w/Cushion Top
Page [VS298](#)



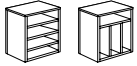
Wardrobes
Page [VS299](#)



Storage Cabinets
Page [VS301](#)

Vision - Overview

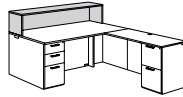
Reception



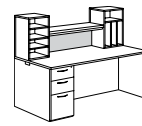
Storage Tower Insert
Page [VS312](#)



Transaction Surface
Page [VS312](#)

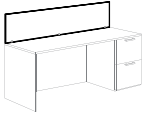


Transaction Counter
Page [VS312](#)



Transaction Trim Panel
Page [VS313](#)

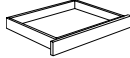
Accessories



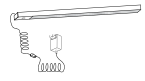
Rectangular Privacy Screen
Page [VS314](#)



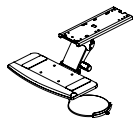
Bench Height Seat Cushions
Page [VS315](#)



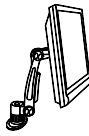
Center Drawer
Page [VS108](#)



Tasklight
Page [VS318](#)




Articulating Keyboard Tray
Page [VS320](#)



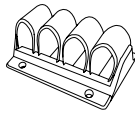
Monitor Support Arm
Page [VS321](#)



Vertical Wire Manager
Page [VS322](#)



Wire Management Channel
Page [VS322](#)



Cable Management Clip
Page [VS323](#)




Velcro Straps
Page [VS323](#)

Power and Data



Mini Power and Data Tilt Up
Page [VS324](#)



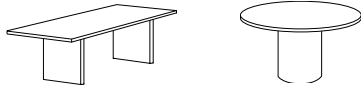
Mini Power Tilt Up
Page [VS324](#)



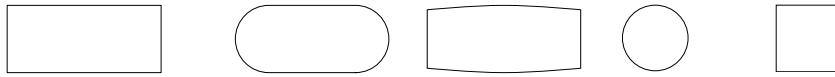
Mini Power and USB Tilt Up
Page [VS324](#)

Vision - Overview

Veneer Conferencing




Conference Tables
Page [VS338](#)



Conference Tops
Page [VS339](#)

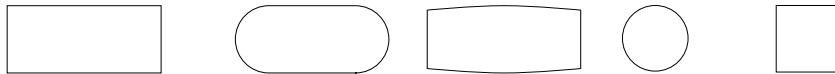


Panel Base Page [VS342](#) **Rectangular Base** Page [VS342](#) **Cylinder Base** Page [VS342](#) **Half Round Base** Page [VS343](#) **Square Base** Page [VS343](#) **Cross Base** Page [VS343](#)



Buffet Credenza Page [VS344](#) **Wardrobe** Page [VS345](#) **Lectern** Page [VS349](#) **Visual Board** Page [VS349](#)


Laminate Conferencing



Conference Tops
Page [VS346](#)



Cylinder Base Page [VS348](#) **Rectangular Base** Page [VS348](#) **Ellipse Base** Page [VS348](#)



Buffet Credenza Page [VS336](#) **Wardrobe** Page [VS351](#) **Lectern** Page [VS349](#) **Visual Board** Page [VS349](#)

Conference Electrical



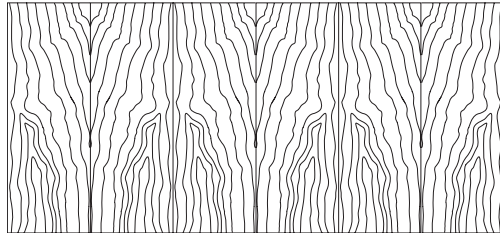
Electrical
Page [VS355](#)

Vision Product Information

Veneer

Exterior Wood Materials

Exterior surfaces are made from the finest selected veneers to achieve clarity and consistency in the Vision product line. To attain a pleasing, symmetrical pattern, all cherry, maple, walnut and black oak veneers in Vision are book-matched. All exterior solid lumber is matched to coordinate with the veneer.

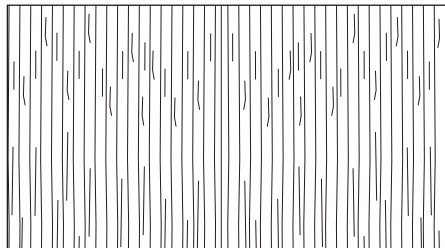


Book-Matched Example

Alternating pieces of veneer are flipped over so they face each other like the pages within a book

Vision is available in flat cut cherry, maple, walnut and black oak veneer. A wide range of wood stains have been formulated to enhance the beauty of the veneer.

Double Cut veneer is another choice on Vision product. This veneer is a processed product that has at least two cuttings to create the final veneers. These cuts of veneer strands are dyed and layered into a block to create variation of patterns from a very tight grain pattern to an exotic figure grain pattern. The diagram below show the tight pattern used on Vision.



WorkSurface Construction

Flat Cut veneer worksurfaces have a 3-ply balanced construction, Double Cut veneer and Coordinating HPL are 3-ply. The tops are 1 $\frac{3}{16}$ " thick with solid matching hardwood edges. Surfaces are available in wood veneer or high pressure laminate. No additional charge for using our coordinating high pressure laminate with a veneer grain pattern with finish wood edges, see page [V13](#) for available laminate options.

Case Construction

Outside panels are $\frac{3}{4}$ " and joined together with dowels reinforced with screws, and metal fasteners for increased stability. Tops are secured to the chassis screws through pre-bored stretcher rails and pocket holes.

Cabinet doors have 110° swing hinges to allow adequate access into the interior of the cabinet.

Overhead Construction

Veneer models are unfinished on the back side and fasteners are visible on the back of unit. Laminate models have visible fasteners on the back of unit.

Finish - Stain/Colors

We offer a variety of wood stains on Vision. Please see the chart below. Samples are available upon request.

ESS Essentials Veneer Collection

BRK	Brickdust	MIN	Mineral
CSK	Cask	MCH	Mocha
CLY	Clay	OBK	Outback
FAW	Fawn	PIL	Pilsner
FLX	Flax	SIE	Sienna
FLN	Flint	TRF	Truffle
LOF	Loft	UMB	Umber
MES	Mesa	VAL	Valley

ART Artisan Veneer Collection

BAR	Barrel	RAV	Raven
BUF	Buff	RYE	Rye
CND	Cinder	SAB	Sable
EGR	Egret	SAD	Saddle

Protective Top Coat

DuraTex™ offers exceptional hardness along with abrasion and impact resistance, it has been formulated to eliminate hazardous and harmful gases that are normally associated with wood finish.

DuraTex™ Features

Safety- Significantly reduces hazardous formaldehyde emissions which help improve the quality of the of the indoor air we breathe. **Quality-** Developed to be tough and durable with special attention to appearance. The DuraTex™ finish preserves the natural beauty of wood. **Durability-** Designed to meet a wide range of demanding performance and environmental standards to withstand even the highest wear and tear.

Finish Sheen

All veneer finishes are standard in 35-sheen, with the exception of Raven. Raven is only offered in 15-sheen. All other finishes are available in 15-sheen, see standard modifications page [V140](#).

Custom/Special Finishes

JSI, upon request, will accommodate special finishes. A written request is required to proceed with custom finish orders. A sample reference is required for first-time matches and must be included with the written request.

There is a one-time charge of **\$384 list per order** for any non-standard wood finish.

Orders will be entered noting the special finish. A sample match will be provided to the customer. Written approval is needed before the finish process can be started. Delays in approval may have an impact on lead times.

Every effort will be made to create the requested match; however, an acceptable match may not be possible because of natural variations of wood. These natural variations can also cause minor differences in the final finish product.

Use standard pricing and option pricing for each line item with a special finish, unless additional modifications have been specified. For items available in both Essential and Artisan veneers, apply the Essentials pricing.

Wood Species Change

For species changes contact customer service for a quote.

Vision Product Information

Laminate Tops on Veneer Units

Laminate worksurface with wood edge, no additional upcharge if Vision's coordinating wood grain laminate with finished wood edges is specified. Contact Customer Service for any other laminate request. Listed below are finishes that have coordinating wood grain HPL laminates.

ESS Essentials Veneer

BRK	Brickdust	MIN	Mineral
CSK	Cask	MCH	Mocha
CLY	Clay	OBK	Outback
FAW	Fawn	PIL	Pilsner
FLN	Flint	UMB	Umber
LOF	Loft	VAL	Valley
MES	Mesa		

ART Artisan Veneer

EGR Egret

Wood Drawers

Four corner dovetailed wood drawers must be specified at the time of order placement. There is a 10% upcharge added to the list of each item.

Vision Product Information

Laminates

Vision Laminate features TFL (thermally fused laminate) chassis and components. *Main Worksurfaces** are available in a HPL (high pressure laminate) or in the TFL surface.

Edges of the worksurface are impact resistant (PVC) on TFL and HPL tops. The laminate is offered in 19 wood grain patterns and 7 solid colors. The wood grain laminate features an embossed grain to hide finger prints and light scratches. The solid laminate is smooth to the touch with a semi-matte finish. All Vision Laminate products are indoor-air certified by GreenGuard.

The chart below lists the laminates available on the Vision product.

TFL - HPL Wood Grain Pattern Laminates

BEL	Belair	MIN	Mineral
BRK	Brickdust	MCH	Mocha
CSK	Cask	OBK	Outback
CLY	Clay	PIL	Pilsner
EGR	Egret	PIN	Pinnacle Walnut
FAW	Fawn	UMB	Umber
FLN	Flint	VAL	Valley
FLO	Florence Walnut	WLH	Walnut Heights
LOF	Loft	WEA	Weathered Ash
MES	Mesa		

TFL - HPL Solid Laminates

ALB	Alabaster	SHD	Shadow
BLK	Black	SLG	Slate Grey
BBL	Bridal Blanco	ZEN	Zen Grey
DWH	Designer White		

WorkSurfaces

Laminate worksurfaces have a 3-ply balanced construction. Tops are 1 $\frac{3}{16}$ " thick with coordinating PVC edges. Primary worksurfaces feature 3mm PVC edges on the approach and user sides. Some laminates have a choice of 3 edge profiles, see page VI4. Main Worksurfaces* are offered in TFL or HPL.

Bridge, return, credenza worksurfaces are profiled with a 3mm PVC edge on the user side only. Remaining edges are banded with 1mm PVC which creates a seamless appearance when units are mated end-to-end or back-to-back.

TFL features on *Main Worksurfaces**

- fused to the 45 pound density substrate of the top for a durable wear resistant surface
- tops are laminated on both sides
- available in all the wood grain and solid patterns

HPL features on *Main Worksurfaces**

- bonded layers create a durable wear resistant surface
- tops are 3-ply balanced construction
- matched to the TFL wood grain and solid patterns

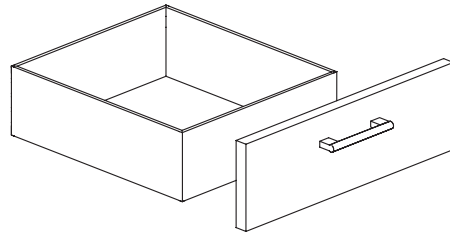
**Main Worksurfaces include tops on desks, standard height credenzas, returns, bridges and transaction tops. Refer to pricing pages to confirm availability.*

Case Construction

Panels for chassis consist of a $\frac{3}{4}$ " thick substrate with TFL surfaces and PVC bands on exposed edges. Pedestals and cabinets are constructed with dowels reinforced with screws, and metal fasteners for increased stability. Tops are secured to the chassis with screws through pre-bored stretcher rails and pocket holes.

Drawers

The unidirectional V- Fold drawer box is a durable miter-fold drawer structure which is glued and doweled. The $\frac{1}{2}$ " thick drawer sides are wrapped in a high grade maple vinyl, with an attached front. The drawer front is attached to the four sided box. Optional four corner dovetailed wood drawers are available on veneer units. Specify and add 10% per unit.



Drawer Suspension

High quality black drawer suspension carries a lifetime warranty. File and box drawers have 100% full extension with over travel. Slides feature steel ball bearings for longer wear and positive, cushioned in/out stops.

Filing Hardware

All file drawers are constructed with a custom designed filing system for hanging folders. Filing diagrams on pages [VI28-VI34](#).

Locking

All desks, returns, credenzas, lateral files and storage towers offer optional pedestal front locking to provide maximum security and flexibility in configuration. Up-charge applies.

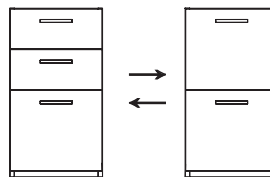
When locks are ordered, units are shipped randomly keyed. Key alike units are available upon request for no additional charges. Removable cores for in-field re-keying are standard.

Lock face color is controlled by the metal color of the unit.

Pewter and Matte Black- Black Lock Face
Soft Nickel and Arctic Silver- Silver Lock Face

Pedestal Configuration Change

Single pedestal desks have one box/box/file pedestal. Double pedestal desks have a box/box/file pedestal on the left side and file/file pedestal on the right side. Returns are configured with either file/file or box/box/file pedestals. Credenzas are configured with file/file pedestals.



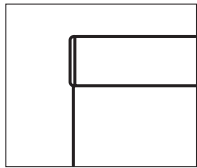
Drawer configurations on fixed height units can be changed from either a box/box/file or a file/file configuration, on units 30" h, but must be specified at the time of order. An additional **\$198 upcharge** per pedestal needs to be added to the list price of the unit. *(Must keep the same pedestal depth.)*

Special Construction

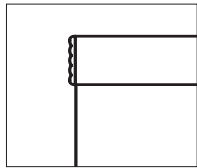
Vision offers large offering to create many types of configuration. Contact Customer Service if you are having trouble with finding the right units to complete the desired configuration. Requests need to be approved by JSI engineering.

Vision Product Information

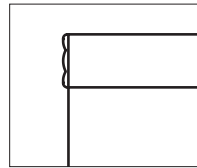
Top Edge Profile



Eased (R3)

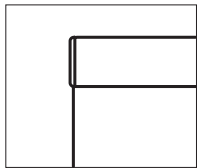


Reeded (H3)



Transitional (C3)

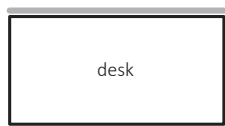
These veneer finishes are available in all three edges: Brickdust, Cask, Clay, Flax, Flint, Loft, Mesa, Mocha, Outback, Pilsner, Raven, Sienna, Truffle and Umber



Eased (R3)

All laminates and select veneer finish units are only available with the Eased edge: Fawn, Mineral, Valley, Barrel, Buff, Cinder, Egret, Rye, Sable and Saddle.

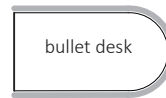
Top Edge Detail Location



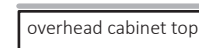
desk



bow cockpit desk



bullet desk



overhead cabinet top

bridge
return



P desk

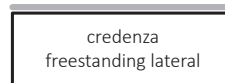


sweeping
desk

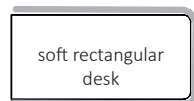


transaction top

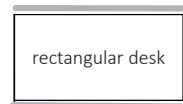
— = edge detail
— = flat edge



credenza
freestanding lateral



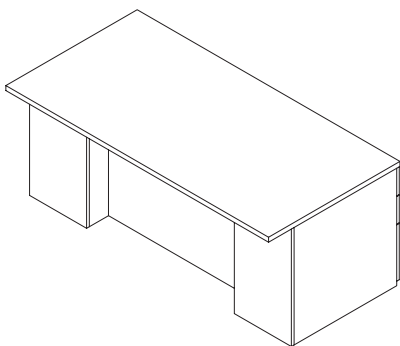
soft rectangular
desk



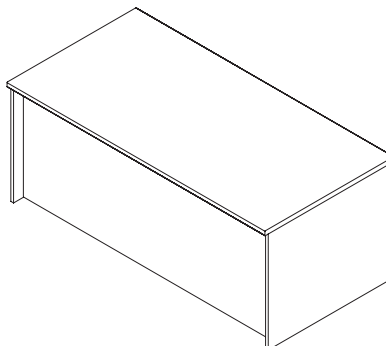
rectangular desk

Approach View of Pedestal Desk

Vision offers two distinct approach views for desks. Specify a model with either a break front modesty or a recessed modesty. Desk model numbers ending in "F" have the full recessed modesty panel.



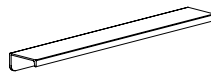

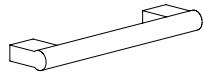
Break Front (model # **VST3672DD**)



Recessed Front Modesty (model # **VST3672DDF**)

Vision Product Information

Pull and Color Options



Bar

Matte Black MBK
Polished Nickel PNK

Sweep

Matte Black MBK
Matte Nickel MNK

Delve

Aged Bronze ABZ
Arctic Silver ASL
Chrome CHR
Gold GLD
Matte Black MBK
Pewter PEW
Soft Bronze SBZ
Soft Nickel SNK

Prospect

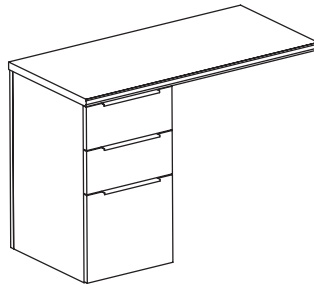
Aged Bronze ABZ
Arctic Silver ASL
Gold GLD
Matte Black MBK
Pewter PEW
Soft Bronze SBZ
Soft Nickel SNK

Pull Alignment

Bar, Sweep and Delve pulls are mounted on the front of drawer/door. Prospect pull overlays the top of the drawer and door front.




Standard Pull Placement
Bar



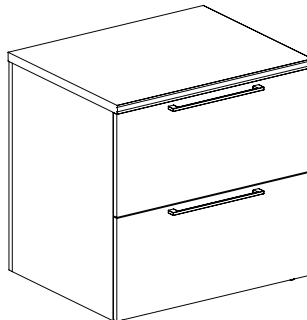
Prospect

Pull Alignment

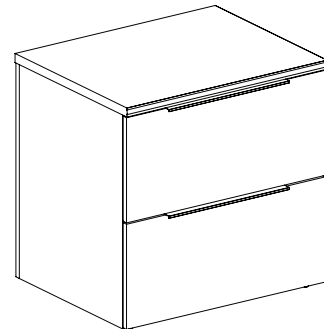
Bar and Sweep pulls are standard in one length for every application. Delve and Prospect pulls offer an enhanced aesthetic on lateral files and vertical storage, replacing one or two standard pulls with an elongated version. In these cases, the longer pull is used in appropriate application - user need not specify.



Bar and Sweep Pull
(Bar shown)



Delve

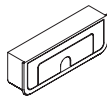


Prospect

Vision Product Information

Chassis End/Back Panel Grommet

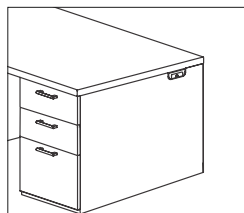
Chassis grommets, consisting of back and end panels, are available in Matte Black (MBK) or Arctic Silver (ASL). Due to the nature of wire management, grommets are selected for the complete chassis. Upcharge varies per model and is indicated on pricing pages.



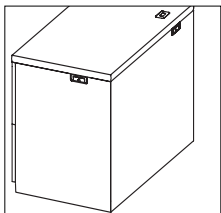
Arctic Silver (ASL)
Matte Black (MBK)

Chassis Grommet Locations

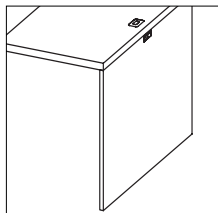
Vision offers optional grommets for wiring to pass thru the unit.



Desks - Credenza
End Panel Grommet



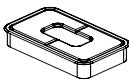
Returns
Work Surface Grommet
End Panel Grommet
Back Panel Grommet



Bridge
Work Surface Grommet
Back Panel Grommet

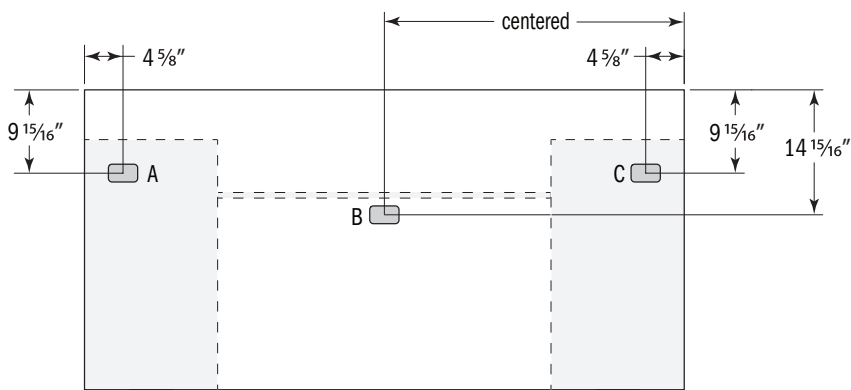
Worksurface Grommet

Standard worksurface grommet are indicated on specific model **add \$53** list per location. For custom locations, contact customer service for approval of location and **add \$118** list per location.



Arctic Silver (ASL)
Matte Black (MBK)

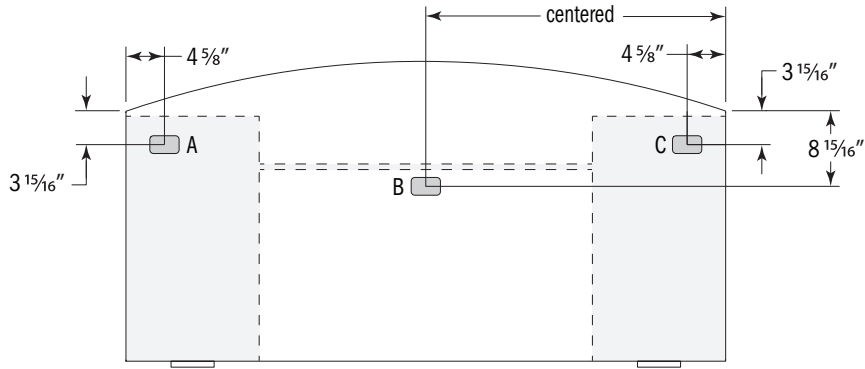
Standard Worksurface Grommet Locations



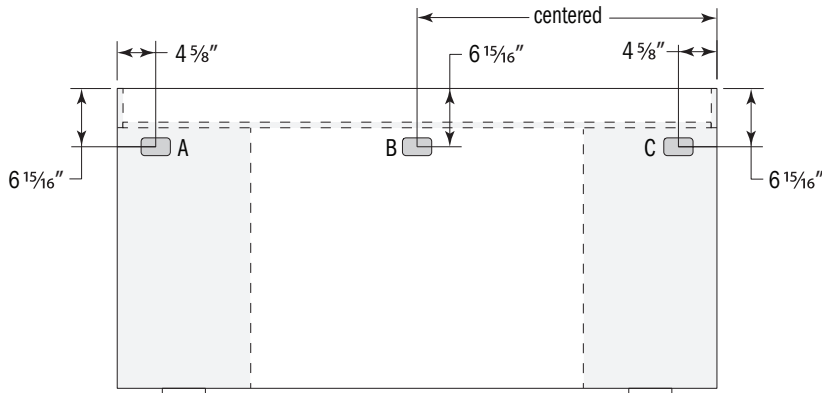
Desks with Overhangs

Vision Product Information

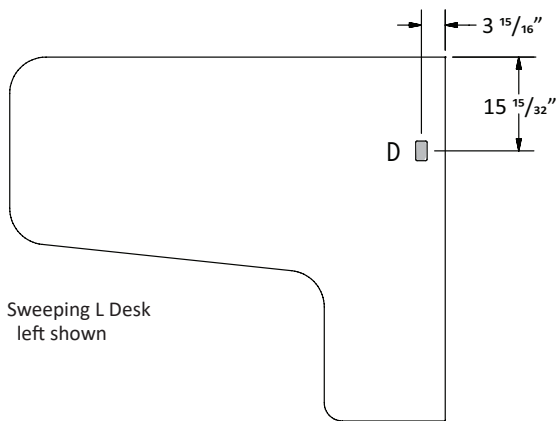
Worksurface Grommet Locations (continued)



Desks without Overhangs (Bow Front Shown)




Desks with Recessed Modesty



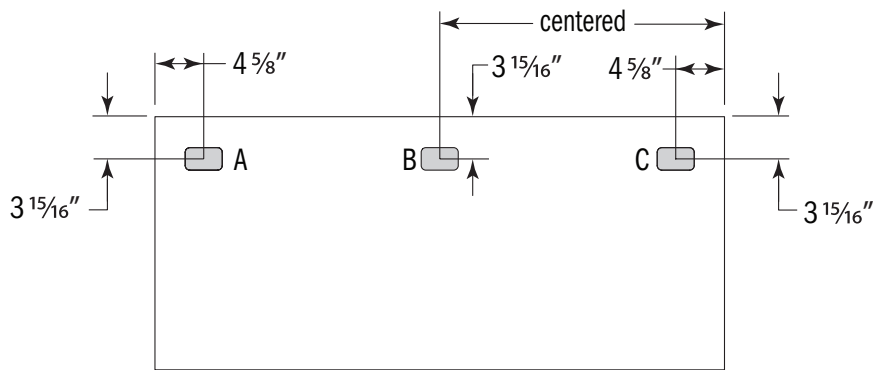
Sweeping L Desk
left shown

Vision Product Information

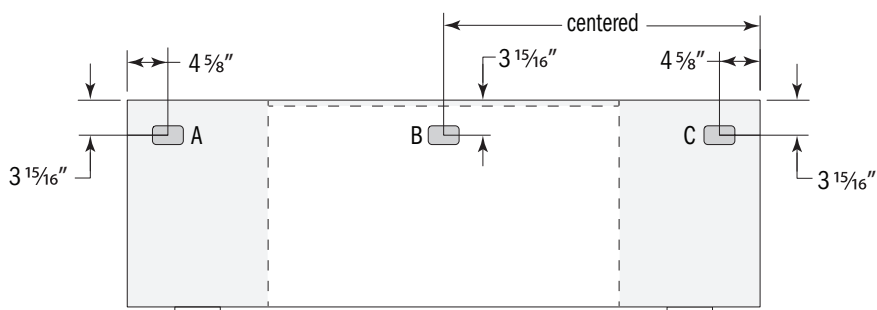
Worksurface Grommet Locations (continued)



Support End and Run-Off Desks



Bridges and Returns



Credenzas

Vision Product Information

Wire Management

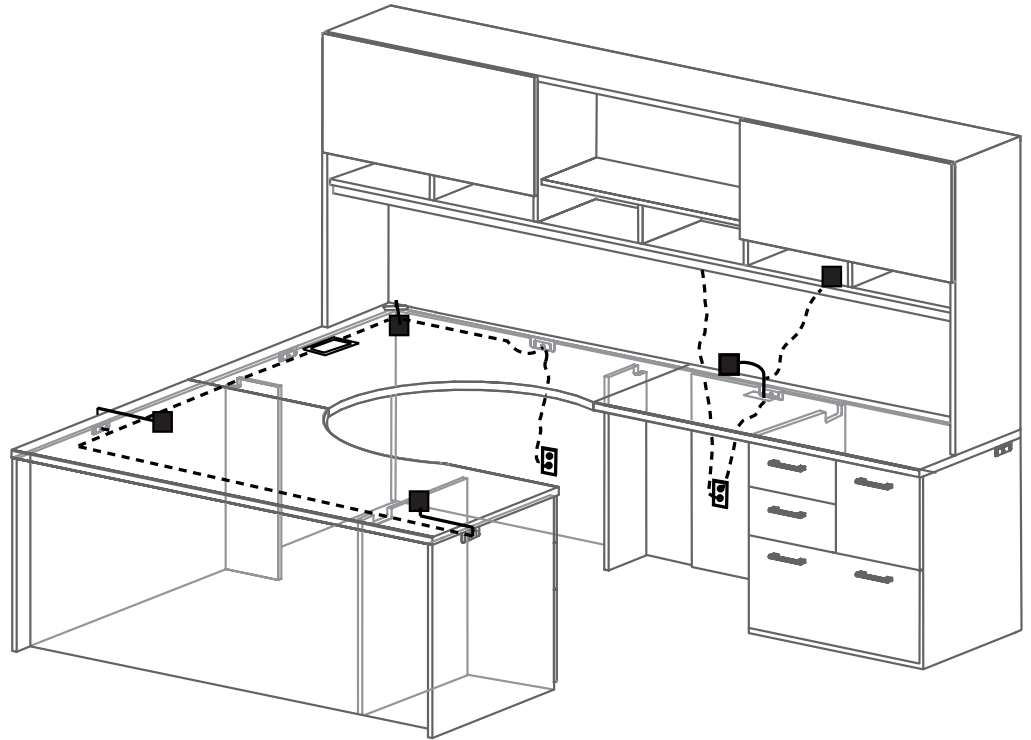
Wiring can move freely from unit to unit and out to the building power/data through numerous grommet options.

Optional top grommets are offered in key locations on desks, bridges, returns, credenzas and corner units.

Pedestal desks, credenzas, corners units, bridge panels, return modesty panels and end panels offer optional chassis grommets.

The end panel grommet opening is 4" wide by 1 7/8" high with a bezel trim secured to the panel with a friction side cap.

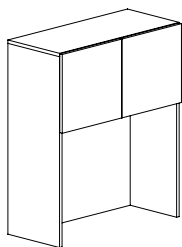
Refer to the accessory section for additional technology and accessory items. (see page [VS322](#))



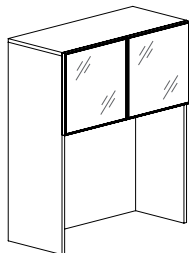
Vision Product Information

Overhead Cabinets, Storage Towers and Wall Mounted Cabinet Door Style

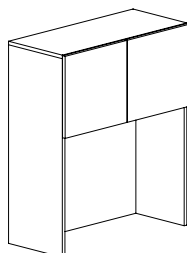
Vision overhead cabinets, storage towers and wall mounted cabinet doors can be specified in laminate door, laminate with aluminum frame glass door, veneer door, veneer aluminum frame glass door, and veneer wood frame glass door.



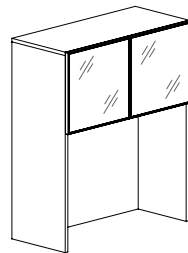
Laminate Cabinet with Laminate Door



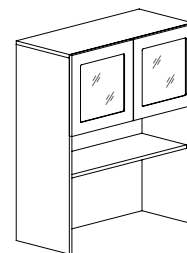
Laminate Cabinet with Aluminum Frame Glass Door



Veneer Cabinet with Veneer or Laminate Door

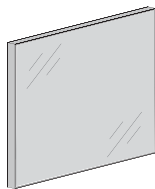


Veneer Cabinet with Aluminum Frame Glass Door



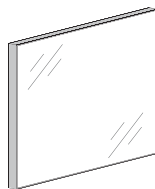
Veneer Cabinet with Wood Frame Glass Door

Door Options for Overhead Cabinets, Storage Towers and Wall Mounted Cabinets



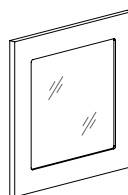
Frosted
Aluminum Frame
(Frosted glass with acid etched back)

locking not available



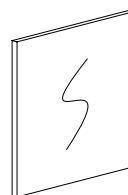
White Back Painted
Aluminum Frame
(Glossy low iron white back painted glass)

locking not available



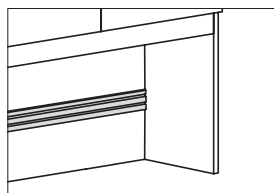
Wood Frame
Clear Glass

locking not available



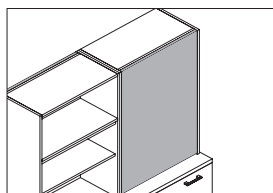
Markerboard

Product Features and Options



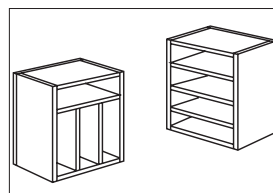
Aluminum Accessory Rail

- Anodized Aluminum finish
- Accessory Tools
 - Upright Tray
 - Small Tray
 - Pencil Tray
 - Paper Tray
 - File Hanger



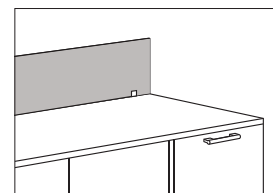
Fabric Back Panel

- excellent solution for open plan or room dividers
- tackable surface
- COM or JSI fabric program available



Paper Sorters

- Can provide support for transaction worksurfaces
- Use under overhead cabinet storage overhead cabinets without cubbies
- Field configured- horizontal shelf and vertical shelves or all horizontal shelves



Privacy Screens

- Mounts to the top of the worksurface
- Acrylic Panel- Frosted
- Attachment hardware is included
- Field installed

Vision Product Information

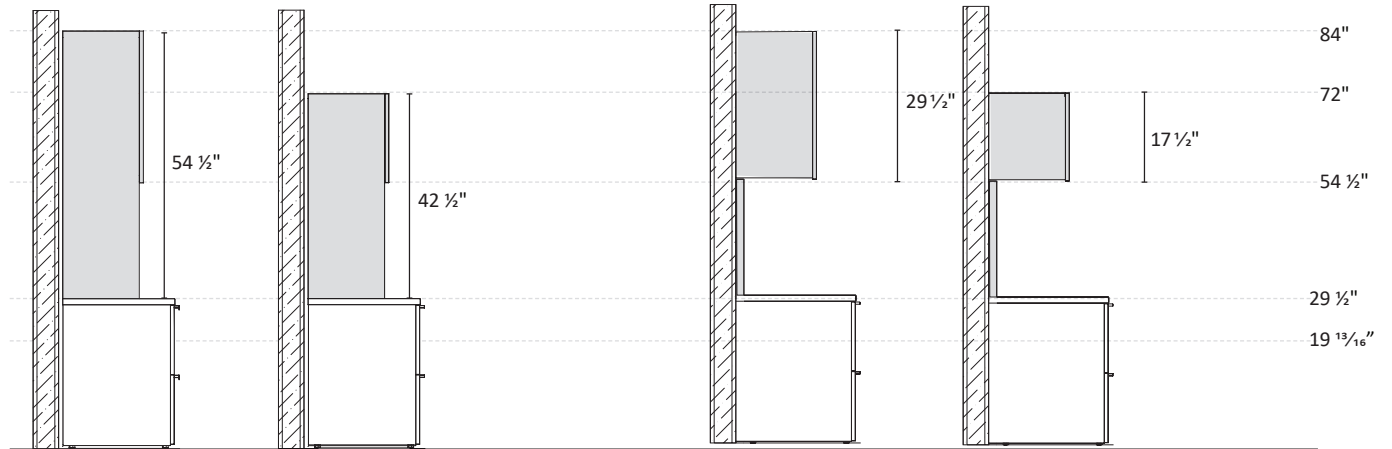
Overhead Cabinets + Wall Mount Overheads

Product Overview

Vision overhead cabinets, wall mount overheads and wall panels, when combined with lower storage, create an overall height of 72" or 84". Overhead cabinets are available in two heights: 42 ½" or 54 ½". Wall mount overheads are available in two heights: 17 ½" or 29 ½".

Overhead Cabinets (side view)

Wall Mount Overheads (side view)



54 ½"h overhead cabinet with standard height credenza

42 ½"h overhead cabinet with standard height credenza

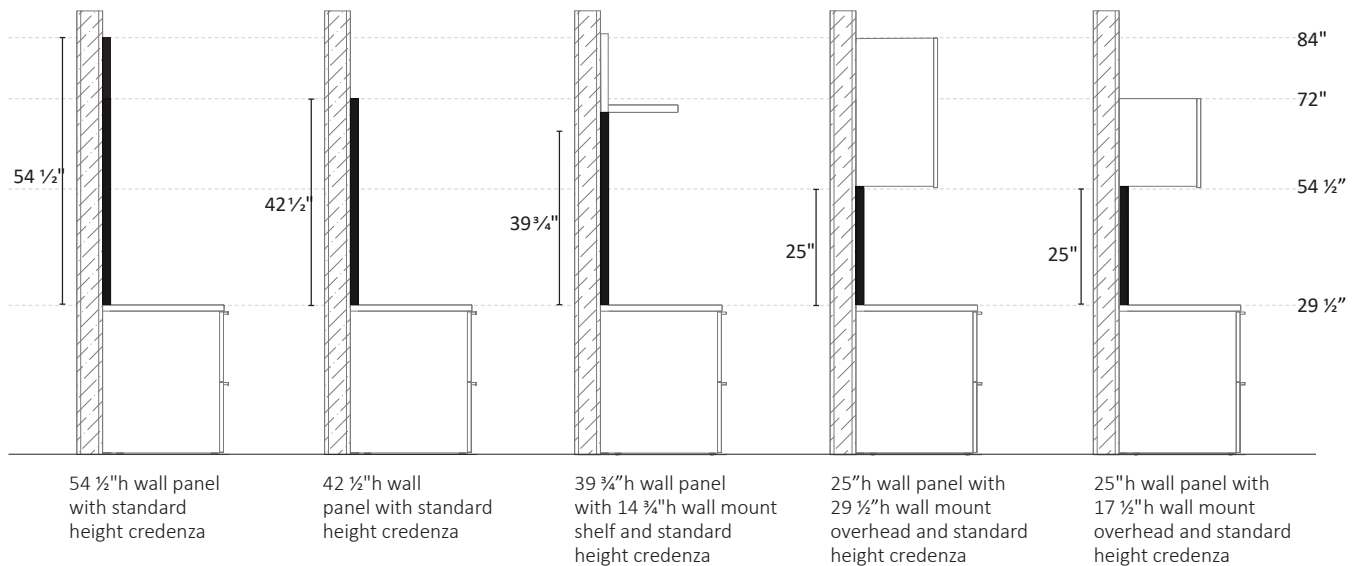
Vision Product Information

Wall Panel Stack-ups

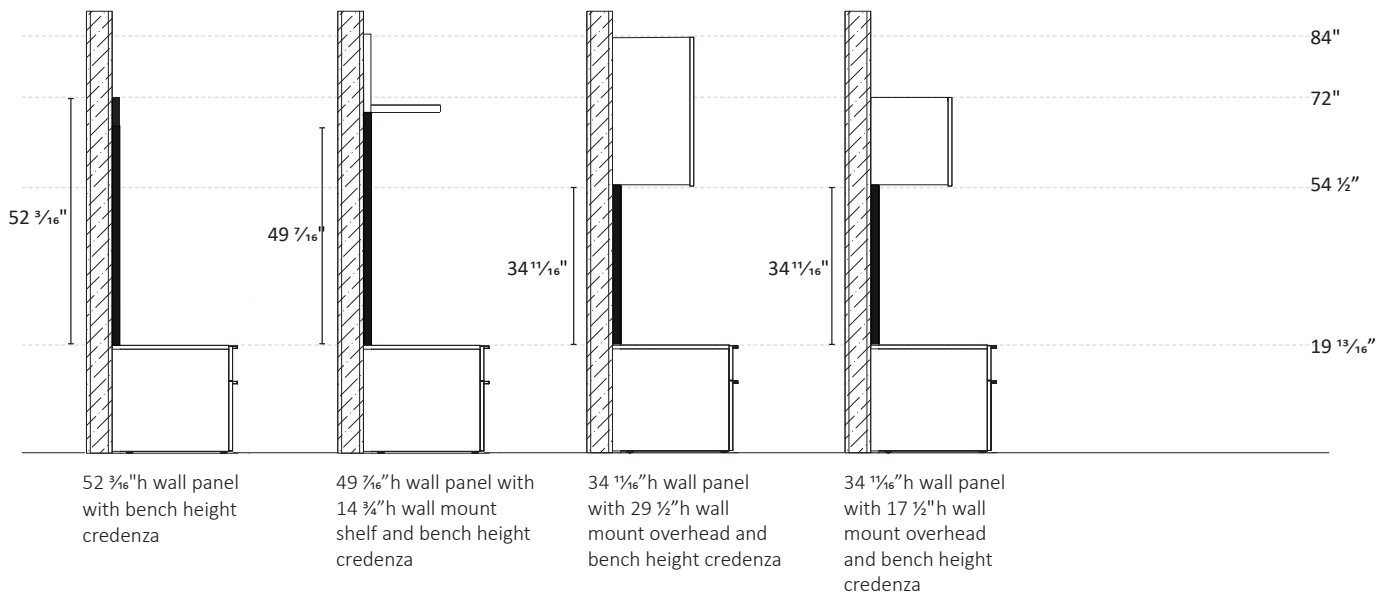
Product Overview

Vision overhead cabinets, wall mount overhangs and wall panels, when combined with lower storage, create an overall height of 72" or 84". Wall panels are available in seven heights to accommodate various combinations of use to create the overall height of 72" or 84". Wall panels are offered in laminate, veneer, tackboard, markerboard, and magnetic glass materials.

Wall Panels with Standard Height Credenza (side view)




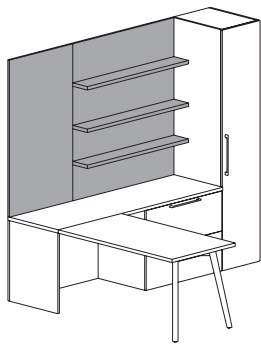
Wall Panels with Bench Height Credenza (side view)



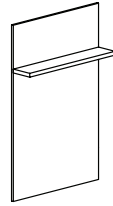
Vision Product Information

Wall Panel Shelf Options - Veneer, Laminate or Glass

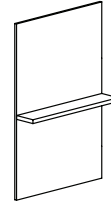
54 1/2" h



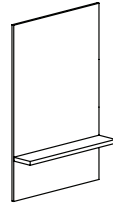
A
No Shelf



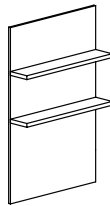
B
Shelf at 69 1/4"



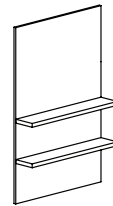
F
Shelf at 54 1/2"



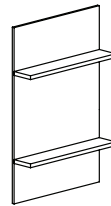
C
Shelf at 42"



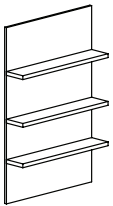
G
Shelf at 69 1/4"
Shelf at 54 1/2"



H
Shelf at 54 1/2"
Shelf at 42"




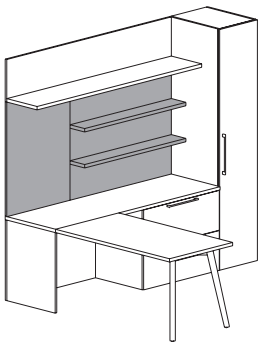
D
Shelf at 69 1/4"
Shelf at 42"



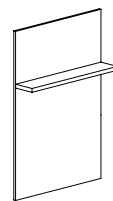
E
Shelf at 69 1/4"
Shelf at 54 1/2"
Shelf at 42"

shelf dimensions are from the floor

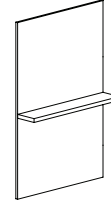
52 3/8" h, 49 1/8" h, 42 1/2" h and 39 3/4" h



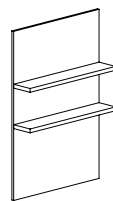
A
No Shelf



B
Shelf at 54 1/2"



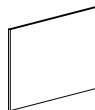
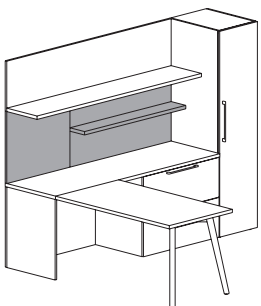
C
Shelf at 42"



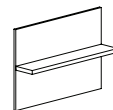
D
Shelf at 54 1/2"
Shelf at 42"

shelf dimensions are from the floor

34 1/8" h and 25" h



A
No Shelf



B
Shelf at 42"

Vision Product Information

Wall Panel Ship Weights

Ship weight listed on product pages VS264- VS279 calls out the maximum weight for the most that could be used per model. Listed below are the exact weight per shelf configuration.

Ship Weights for Wall Panels				
Model	No Shelves	1 Shelf	2 Shelves	3 Shelves
54" h Wall Panels with Veneer/Laminate Shelves				
VSV1854WP / VST1854WP	25	29	33	37
VSV2454WP / VST2454WP	32	38	44	50
VSV3054WP / VST3054WP	39	46	53	60
VSV3354WP / VST3354WP	42	50	58	66
VSV3654WP / VST3654WP	45	54	63	72
VSV3954WP / VST3954WP	48	58	68	78
VSV4254WP / VST4254WP	51	62	73	84
VSV4854WP / VST4854WP	58	70	82	94
VSV5454WP / VST5454WP	65	79	93	107
VSV6054WP / VST6054WP	72	87	102	117
53" h Wall Panels with Veneer/Laminate Shelves				
VSV1853WP / VST1853WP	23	27	31	
VSV2453WP / VST2453WP	30	36	42	
VSV3053WP / VST3053WP	37	44	51	
VSV3353WP / VST3353WP	40	48	56	
VSV3653WP / VST3653WP	43	52	61	
VSV3953WP / VST3953WP	46	56	66	
VSV4253WP / VST4253WP	49	60	71	
VSV4853WP / VST4853WP	56	68	80	
VSV5453WP / VST5453WP	63	77	91	
VSV6053WP / VST6053WP	70	85	100	
50" h Wall Panels with Veneer/Laminate Shelves				
VSV1850WP / VST1850WP	21	25	29	
VSV2450WP / VST2450WP	28	34	40	
VSV3050WP / VST3050WP	35	42	49	
VSV3350WP / VST3350WP	38	46	54	
VSV3650WP / VST3650WP	41	50	59	
VSV3950WP / VST3950WP	44	54	64	
VSV4250WP / VST4250WP	47	58	69	
VSV4850WP / VST4850WP	54	66	78	
VSV5450WP / VST5450WP	61	75	89	
VSV6050WP / VST6050WP	68	83	98	
42" h Wall Panels with Veneer/Laminate Shelves				
VSV1842WP / VST1842WP	19	24	29	
VSV2442WP / VST2442WP	25	31	37	
VSV3042WP / VST3042WP	30	38	46	
VSV3342WP / VST3342WP	33	41	49	
VSV3642WP / VST3642WP	36	45	54	
VSV3942WP / VST3942WP	39	48	56	
VSV4242WP / VST4242WP	42	51	60	
VSV4842WP / VST4842WP	47	59	70	
VSV5442WP / VST5442WP	53	64	78	
VSV6042WP / VST6042WP	59	73	87	

Ship Weights for Wall Panels			
Model	No Shelves	1 Shelf	2 Shelves
40" h Wall Panels with Veneer/Laminate Shelves			
VSV1840WP / VST1840WP	18	23	28
VSV2440WP / VST2440WP	23	29	35
VSV3040WP / VST3040WP	29	36	43
VSV3340WP / VST3340WP	31	39	47
VSV3640WP / VST3640WP	34	43	52
VSV3940WP / VST3940WP	37	46	55
VSV4240WP / VST4240WP	39	49	59
VSV4840WP / VST4840WP	44	56	68
VSV5440WP / VST5440WP	50	62	74
VSV6040WP / VST6040WP	55	67	79
35" h Wall Panels with Veneer/Laminate Shelves			
VSV1835WP / VST1835WP	16	21	
VSV2435WP / VST2435WP	21	27	
VSV3035WP / VST3035WP	25	33	
VSV3335WP / VST3335WP	28	36	
VSV3635WP / VST3635WP	30	38	
VSV3935WP / VST3935WP	32	42	
VSV4235WP / VST4235WP	35	45	
VSV4835WP / VST4835WP	40	50	
VSV5435WP / VST5435WP	44	56	
VSV6035WP / VST6035WP	48	62	
25" h Wall Panels with Veneer/Laminate Shelves			
VSV1825WP / VST1825WP	13	17	
VSV2425WP / VST2425WP	16	22	
VSV3025WP / VST3025WP	19	27	
VSV3325WP / VST3325WP	21	29	
VSV3625WP / VST3625WP	23	31	
VSV3925WP / VST3925WP	25	33	
VSV4225WP / VST4225WP	27	35	
VSV4825WP / VST4825WP	29	40	
VSV5425WP / VST5425WP	33	45	
VSV6025WP / VST6025WP	37	50	

Vision Product Information

Wall Panel Ship Weights

Ship weight listed on product pages VS264- VS279 calls out the maximum weight for the most that could be used per model. Listed below are the exact weight per shelf configuration.

Ship Weights for Wall Panels			
Model	1 Shelf	2 Shelves	3 Shelves
54" h Wall Panels with Glass Shelves			
VSV1854WPGS / VST1854WPGS	28	31	34
VSV2454WPGS / VST2454WPGS	36	40	44
VSV3054WPGS / VST3054WPGS	44	49	54
VSV3354WPGS / VST3354WPGS	47	52	57
VSV3654WPGS / VST3654WPGS	51	57	63
VSV3954WPGS / VST3954WPGS	54	60	66
VSV4254WPGS / VST4254WPGS	58	65	72
VSV4854WPGS / VST4854WPGS	66	74	82
VSV5454WPGS / VST5454WPGS	74	83	92
VSV6054WPGS / VST6054WPGS	82	92	102
53" h Wall Panels with Glass Shelves			
VSV1853WPGS / VST1853WPGS	26	29	
VSV2453WPGS / VST2453WPGS	34	38	
VSV3053WPGS / VST3053WPGS	42	47	
VSV3353WPGS / VST3353WPGS	45	50	
VSV3653WPGS / VST3653WPGS	49	55	
VSV3953WPGS / VST3953WPGS	52	58	
VSV4253WPGS / VST4253WPGS	56	63	
VSV4853WPGS / VST4853WPGS	64	72	
VSV5453WPGS / VST5453WPGS	72	81	
VSV6053WPGS / VST6053WPGS	80	90	
50" h Wall Panels with Glass Shelves			
VSV1850WPGS / VST1850WPGS	24	27	
VSV2450WPGS / VST2450WPGS	32	36	
VSV3050WPGS / VST3050WPGS	40	45	
VSV3350WPGS / VST3350WPGS	43	48	
VSV3650WPGS / VST3650WPGS	47	53	
VSV3950WPGS / VST3950WPGS	50	56	
VSV4250WPGS / VST4250WPGS	54	61	
VSV4850WPGS / VST4850WPGS	62	70	
VSV5450WPGS / VST5450WPGS	70	79	
VSV6050WPGS / VST6050WPGS	78	88	
42" h Wall Panels with Glass Shelves			
VSV1842WPGS / VST1842WPGS	22	25	
VSV2442WPGS / VST2442WPGS	29	33	
VSV3042WPGS / VST3042WPGS	35	40	
VSV3342WPGS / VST3342WPGS	38	43	
VSV3642WPGS / VST3642WPGS	42	48	
VSV3942WPGS / VST3942WPGS	45	51	
VSV4242WPGS / VST4242WPGS	49	56	
VSV4842WPGS / VST4842WPGS	55	63	
VSV5442WPGS / VST5442WPGS	62	71	
VSV6042WPGS / VST6042WPGS	69	79	

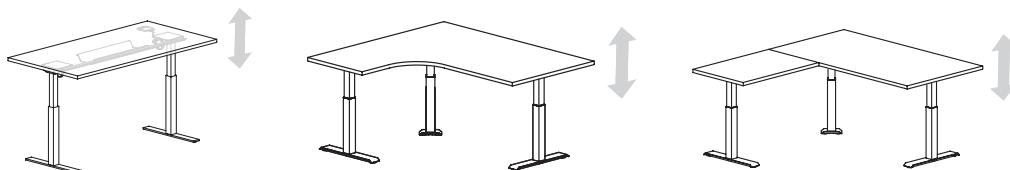
Ship Weights for Wall Panels		
Model	1 Shelf	2 Shelves
40" h Wall Panels with Glass Shelves		
VSV1840WPGS / VST1840WPGS	21	24
VSV2440WPGS / VST2440WPGS	27	31
VSV3040WPGS / VST3040WPGS	34	39
VSV3340WPGS / VST3340WPGS	36	41
VSV3640WPGS / VST3640WPGS	40	46
VSV3940WPGS / VST3940WPGS	43	49
VSV4240WPGS / VST4240WPGS	46	53
VSV4840WPGS / VST4840WPGS	52	60
VSV5440WPGS / VST5440WPGS	59	68
VSV6040WPGS / VST6040WPGS	65	75
35" h Wall Panels with Glass Shelf		
VSV1835WPGS / VST1835WPGS	19	
VSV2435WPGS / VST2435WPGS	25	
VSV3035WPGS / VST3035WPGS	30	
VSV3335WPGS / VST3335WPGS	33	
VSV3635WPGS / VST3635WPGS	36	
VSV3935WPGS / VST3935WPGS	38	
VSV4235WPGS / VST4235WPGS	42	
VSV4835WPGS / VST4835WPGS	48	
VSV5435WPGS / VST5435WPGS	53	
VSV6035WPGS / VST6035WPGS	58	
25" h Wall Panels with Glass Shelf		
VSV1825WPGS / VST1825WPGS	16	
VSV2425WPGS / VST2425WPGS	20	
VSV3025WPGS / VST3025WPGS	24	
VSV3325WPGS / VST3325WPGS	26	
VSV3625WPGS / VST3625WPGS	29	
VSV3925WPGS / VST3925WPGS	31	
VSV4225WPGS / VST4225WPGS	34	
VSV4825WPGS / VST4825WPGS	37	
VSV5425WPGS / VST5425WPGS	42	
VSV6025WPGS / VST6025WPGS	47	

Vision Product Information

Vision integrates height adjustability into the workplace environment in multiple ways to meet the unique needs of the customer. Here is an overview of the most popular ways.

Adjustable Height T-Base Table Desks

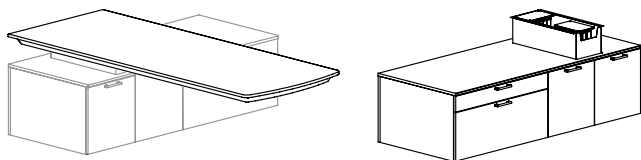
Tables with exposed telescoping legs is offered in Standard and Extended Range with electrical units. Select units also offer Pneumatic.



See Page [VS2-VS32](#)

Adjustable Height Cantilever

Creates a statement piece when using the Cantilevered Table and Support Credenza together.

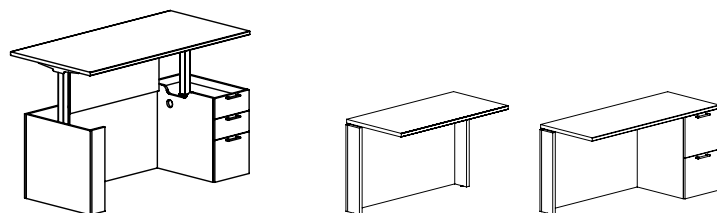


See Page [VS34](#)

Use with Cantilever Support Credenza
See Page [VS34](#)

Adjustable Height Single Pedestal Desk

Single pedestal adjustable desks can be used with companion fixed bridge or return to eliminate pinch points.

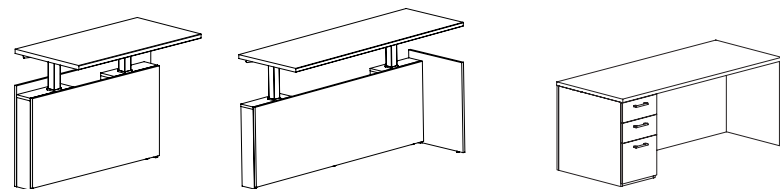


See Page [VS37-VS39](#)

Use with Fixed Bridge or Return
See Page [VS54-VS56](#)

Adjustable Height Bridge and Return

For applications when desk is stationary and height adjustability is needed on the bridge or return. Units created to eliminate pinch points.



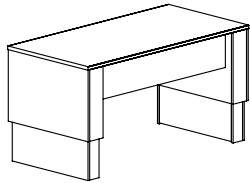
See Page [VS49-VS50](#)

Use with Fixed Height Desk
See Page [VS63-VS68](#)

Vision Product Information

Adjustable Height Desk


Stand alone height adjustable table encapsulates mechanism within end panels.



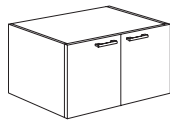
With Telescoping End Panels
See Page [VS35](#)

Adjustable Height Peninsula Desk

Use with bench height configurations for smaller footprints when adjustability needed at desk.



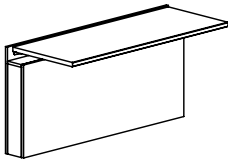
With Telescoping End Panel and Credenza
See Page [VS51](#)



Use with Bench Height Configurations
See Page [VS133](#)

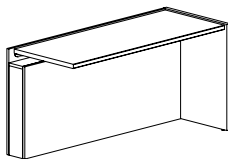
Use with workwall peninsula desk for height adjustability on bridge or return.

Adjustable Height Workwall Bridge



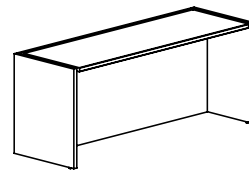
See Page [VS56](#)

Adjustable Height Workwall Return



See Page [VS57](#)

Adjustable Height Workwall Credenza



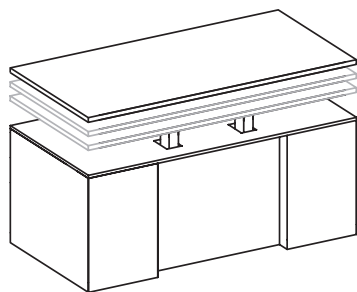
See Page [VS53](#)

Vision Product Information

ERGO Adjustable Work Height Mechanism

Our proprietary adjustable work height mechanism can be specified on many of the models in Vision. ERGO can only be specified in a HPL (high pressured laminate) or Veneer.

ERGO mechanism allows height adjustability to be added to the worksurface. Our solution uses a standardized design that minimizes the modifications required to standard desk, bridge, or credenza models. The mechanism and control box are neatly concealed to maintain the appearance of the original elegance of the product. A push button activates the electric powered lifting columns for adjustability from sitting height to a standing height. A $\frac{3}{4}$ " thick finished sub top is added to the top of the desk chassis for a clean appearance when the surface is in the raised position. In the lowered position, please note that ERGO adds $\frac{3}{4}$ " to the standard height of the desk and the installation will decrease knee space depth by 8".



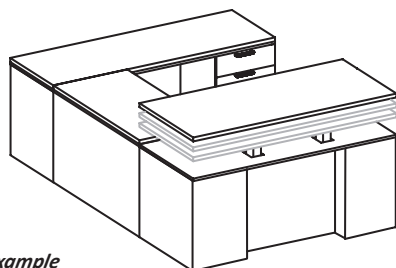
Automatic Collision Control is built in to each mechanism as a standard feature. When the system senses an obstacle obstructing the movement, the mechanism will reverse direction and retreat by 1".

When ERGO is added to a worksurface in an "L" or "U" group, all units in the configuration need to have a sub top added. These units are considered to be ERGO ADJACENT units. ERGO ADJACENT units must have a fixed height worksurface that matches the lowest position of the ERGO mechanism and the top. This is accomplished by adding a $\frac{3}{4}$ " sub top between the chassis and the worksurface. This feature can also be specified for cabinets which may sit next to a unit with the ERGO mechanism.

Height adjustment starts at $30\frac{3}{4}$ ", to a standing height of $49\frac{3}{4}$ ", a range of $19\frac{1}{2}$ ".

NOTE: The kneespace depth is decreased when the ERGO mechanism is specified. Contact Customer Service for dimension information.

The Ergo mechanism and controls are warranted for a period of (1) year. The rest of the casegood unit(s) are warranted under the Lifetime Warranty.



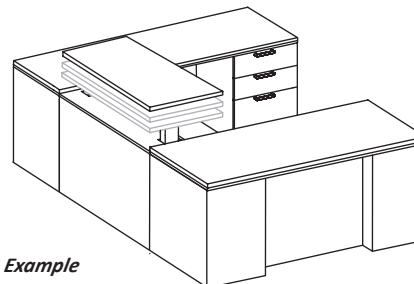
Example

VST3672LD (with ERGO option)
VST2448EB (with ERGO ADJACENT option)
VST2472RC (with ERGO ADJACENT option)

add \$4,458 to list
add \$479 to list
add \$587 to list

VSV3672LD (with ERGO option)
VSV2448EB (with ERGO ADJACENT option)
VSV2472RC (with ERGO ADJACENT option)

add \$4,981 to list
add \$625 to list
add \$733 to list



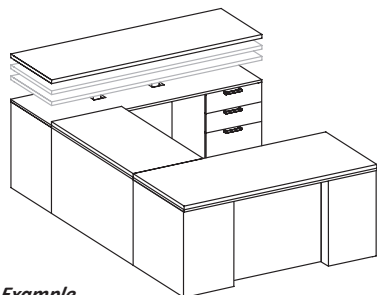
Example

VST3672LD (with ERGO ADJACENT option)
VST2448EB (with ERGO option)
VST2472RC (with ERGO ADJACENT option)

add \$587 to list
add \$4,458 to list
add \$587 to list

VSV3672LD (with ERGO ADJACENT option)
VSV2448EB (with ERGO option)
VSV2472RC (with ERGO ADJACENT option)

add \$733 to list
add \$4,981 to list
add \$733 to list



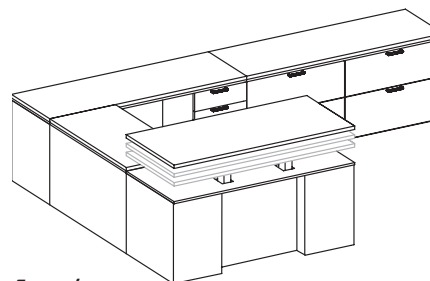
Example

VST3672LD (with ERGO ADJACENT option)
VST2448EB (with ERGO ADJACENT option)
VST2472RC (with ERGO option)

add \$587 to list
add \$479 to list
add \$4,458 to list

VSV3672LD (with ERGO ADJACENT option)
VSV2448EB (with ERGO ADJACENT option)
VSV2472RC (with ERGO option)

add \$733 to list
add \$625 to list
add \$4,981 to list



Example

VST3672LD (with ERGO option)
VST2448EB (with ERGO ADJACENT option)
VST2472RC (with ERGO ADJACENT option)
VST2472LFC (with ERGO ADJACENT option)

add \$4,458 to list
add \$479 to list
add \$587 to list
add \$587 to list

VSV3672LD (with ERGO option)
VSV2448EB (with ERGO ADJACENT option)
VSV2472RC (with ERGO ADJACENT option)
VSV2472LFC (with ERGO ADJACENT option)

add \$4,981 to list
add \$625 to list
add \$733 to list
add \$733 to list

Vision Product Information

Availability of Vision HPL Laminate or Veneer Units with the ERGO Mechanism

The following models are available, in HPL or Veneer, with the ERGO Adjustable Work Height Mechanism.

Freestanding Units- Units below do not require adjacent products; select ERGO option for **HPL Laminate add \$4,458** or **Veneer add \$4,981** to the list price.

Double Pedestal Desks		Credenzas		Shell Desks
VST3060DD	VST3672DDF	VST2060KC	VST2460KC	VST3060SHDF
VSV3060DD	VSV3672DDF	VSV2060KC	VSV2460KC	VSV3060SHDF
VST3060DDF	VST3678DD	VST2066KC	VST2466KC	VST3066SHDF
VSV3060DDF	VSV3678DD	VSV2066KC	VSV2466KC	VSV3066SHDF
VST3066DD	VST3678DDF	VST2072KC	VST2472KC	VST3072SHDF
VSV3066DD	VSV3678DDF	VSV2072KC	VSV2472KC	VSV3072SHDF
VST3066DDF	VST3684BD	VST2078KC	VST2478KC	VST3672SHDF
VSV3066DDF	VSV3684BD	VSV2078KC	VSV2478KC	VSV3672SHDF
VST3072DD	VST3684BDF	VST2084KC	VST2484KC	
VSV3072DD	VSV3684BDF	VSV2084KC	VSV2484KC	
VST3072DDF	VST3684DD			
VSV3072DDF	VSV3684DD			
VST3672BD	VST3684DDF			
VSV3672BD	VSV3684DDF			
VST3672BDF	VST4272BD			
VSV3672BDF	VSV4272BD			
VST3672DD	VST4272BDF			
VSV3672DD	VSV4272BDF			

ERGO Adjacent Connecting Units - Select ERGO option for the model you wish to have height adjustment for **HPL Laminate add \$4,458** or **Veneer add \$4,981** to the list price. For units, from this list, that are connecting to the ERGO model, you must select ERGO ADJACENT on each of these connecting laminate models add **\$587** and veneer add **\$733** list price. *If the connecting model is 24" x 48" or less for **laminate add \$479 list** or **veneer add \$625**.

Single Pedestal Desks		Returns	Credenzas		Bridges	Corner Units		
VST3066LD	VST3684LD	VST2042ELR*	VST2442ERCRC*	VST2460LRR	VST2060LC*	VST2460LC	VST2036EB*	VST4242-20ECU
VSV3066LD	VSV3684LD	VSV2042ELR*	VSV2442ERCRC*	VSV2460LRR	VSV2060LC*	VSV2460LC	VSV2036EB*	VSV4242-20ECU
VST3066LDF	VST3684LDF	VST2042ELY*	VST2442ERCY*	VST2460LLR	VST2060RC*	VST2460RC	VST2042EB*	VST4242-24ECU
VSV3066LDF	VSV3684LDF	VSV2042ELY*	VSV2442ERCY*	VSV2460LLR	VSV2060RC*	VSV2460RC	VSV2042EB*	VSV4242-24ECU
VST3066RD	VST3684RBD	VST2042ELR*	VST2442ERR*	VST2454LRR	VST2066LC*	VST2466LC	VST2048EB*	VST4852ERCUC
VSV3066RD	VSV3684RBD	VSV2042ELR*	VSV2442ERR*	VSV2454LRR	VSV2066LC*	VSV2466LC	VSV2048EB*	VSV4852ERCUC
VST3066RDF	VST3684RBD	VST2042ERY*	VST2442ERY*	VST2454LLR	VST2066RC*	VST2466RC	VST2436EB*	VST4852ELCU
VSV3066RDF	VSV3684RBD	VSV2042ERY*	VSV2442ERY*	VSV2454LLR	VSV2066RC*	VSV2466RC	VSV2436EB*	VSV4852ELCU
VST3072LD	VST3684RD	VST2048ELR*	VST2448ELCR*	VST2448LRR	VST2072LC*	VST2472LC	VST2442EB*	
VSV3072LD	VSV3684RD	VSV2048ELR*	VSV2448ELCR*	VSV2448LRR	VSV2072LC*	VSV2472LC	VST2442EB*	
VST3072LDF	VST3684RDF	VST2048ELY*	VST2448ELCY*	VST2448LLR	VST2072RC*	VST2472RC	VST2448EB*	
VSV3072LDF	VSV3684RDF	VSV2048ELY*	VSV2448ELCY*	VSV2448LLR	VST2072RC*	VST2472RC	VST2448EB*	
VST3072RD	VST4272CLD	VST2048ELR*	VST2448ELR*	VST2060LRR*	VST2078LC*	VST2478LC		
VSV3072RD	VSV4272CLD	VSV2048ELR*	VSV2448ELR*	VSV2060LRR*	VST2078LC*	VST2478LC		
VST3072RDF	VST4272CLDF	VST2048ERY*	VST2448ELY*	VST2060LLR*	VST2078RC*	VST2478RC		
VSV3072RDF	VSV4272CLDF	VSV2048ERY*	VSV2448ELY*	VST2060LLR*	VST2078RC*	VST2478RC		
VST3672LBD	VST4272CRD	VST2054ELR*	VST2448ERCRC*	VST2054LRR*	VST2084LC*	VST2484LC		
VSV3672LBD	VSV4272CRD	VSV2054ELR*	VSV2448ERCRC*	VSV2054LRR*	VST2084LC*	VST2484LC		
VST3672LDF	VST4272CRDF	VST2054ELY*	VST2448ERCY*	VST2054LLR*	VST2084RC*	VST2484RC		
VSV3672LDF	VSV4272CRDF	VSV2054ELY*	VSV2448ERCY*	VST2054LLR*	VST2084RC*	VST2484RC		
VST3672LD	VST4272LBD	VST2054ERR*	VST2448ERR*	VST2048LRR*	VST2084LRC	VST2484LRC		
VSV3672LD	VSV4272LBD	VSV2054ERR*	VSV2448ERR*	VST2048LRR*	VST2084LRC	VST2484LRC		
VST3672LDF	VST4272LDF	VST2054ERY*	VST2448ERY*	VST2048LLR*	VST2084LLC	VST2484LLC		
VSV3672LDF	VSV4272LDF	VSV2054ERY*	VSV2448ERY*	VST2048LLR*	VST2084LLC	VST2484LLC		
VST3672RBD	VST4272RBD	VST2060ELY*	VST2454ELR		VST2078LRC	VST2478LRC		
VSV3672RBD	VSV4272RBD	VSV2060ELY*	VSV2454ELR		VST2078LRC	VST2478LRC		
VST3672RDF	VST4272RDF	VST2060ERR*	VST2454ELY		VST2078LLC	VST2478LLC		
VSV3672RDF	VSV4272RDF	VSV2060ERR*	VSV2454ELY		VST2078LLC	VST2478LLC		
VST3672RD	VST4872CBDL	VST2060ELR*	VST2454ERR		VST2072LRC	VST2472LRC		
VSV3672RD	VSV4872CBDL	VSV2060ELR*	VSV2454ERR		VST2072LRC	VST2472LRC		
VST3672RDF	VST4872CBDF	VST2060ERY*	VST2454ERY		VST2072LLC	VST2472LLC		
VSV3672RDF	VSV4872CBDF	VSV2060ERY*	VSV2454ERY		VST2072LLC	VST2472LLC		
VST3684LBD	VST4872CBDR	VST2442ELCR*	VST2460ELR					
VSV3684LBD	VSV4872CBDR	VSV2442ELCR*	VSV2460ELR					
VST3684LDF	VST4872CBDRF	VST2442ELCY*	VST2460ELY					
VSV3684LDF	VSV4872CBDRF	VSV2442ELCY*	VST2460ELY					
		VST2442ELR*	VST2460ERR					
		VSV2442ELR*	VSV2460ERR					
		VST2442ELY*	VST2460ERY					
		VSV2442ELY*	VSV2460ERY					

Vision Product Information

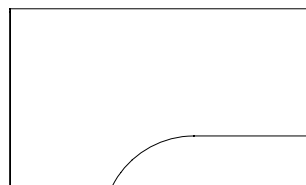
Peninsula and Modular Top Shapes



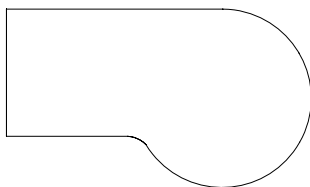
Rectangular/Soft Rectangular
peninsula/modular



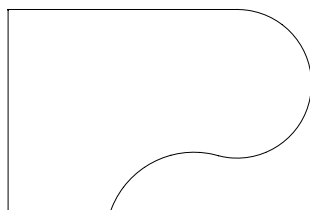
Bullet
peninsula/modular



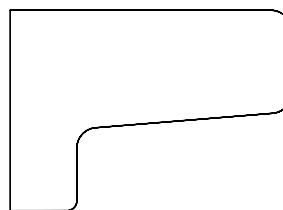
Extended Corner
modular



"P" Top
peninsula



Extended Corner Bullet
peninsula/modular



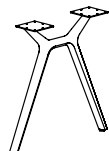
Sweeping L
peninsula/modular

Base for Worksurface Tops and Finish/Metal Colors Options

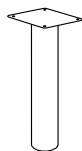
These base styles can be used with Peninsula Desks and Modular Desk Tops.



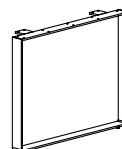
Taper Base
solid wood finishes, [see pg V138](#)
paint- add \$47, [see pg V138](#)



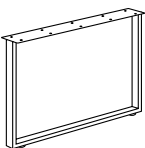
Truss Base
solid wood finishes, [see pg V138](#)



Column Base
Arctic Silver (ASL)
Matte Black (MBK)



Perimeter Base
Chrome (CHR)

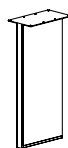


Rectangular Base
Aged Bronze (ABZ)
Arctic Silver (ASL)
Gold (GLD)
Matte Black (MBK)
Pewter (PEW)
Soft Bronze (SBZ)
Soft Nickel (SNK)



Dowel Base
Metal (upper section)
Aged Bronze (ABZ) Pewter (PEW)
Arctic Silver (ASL) Soft Bronze (SBZ)
Gold (GLD) Soft Nickel (SNK)
Matte Black (MBK)

solid wood finishes, [see pg V138](#)
paint- add \$47 (lower section), [see pg V138](#)



Executive Base
Vision laminate finishes

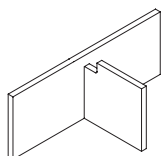
Metal
Aged Bronze (ABZ) Pewter (PEW)
Arctic Silver (ASL) Soft Bronze (SBZ)
Gold (GLD) Soft Nickel (SNK)
Matte Black (MBK)



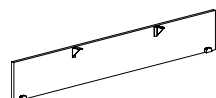
Executive Base
Vision wood finishes, [see pg V138](#)

Metal
Aged Bronze (ABZ) Pewter (PEW)
Arctic Silver (ASL) Soft Bronze (SBZ)
Gold (GLD) Soft Nickel (SNK)
Matte Black (MBK)

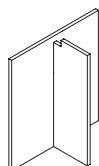
Modular Top End Supports for Peninsula and Modular Tops



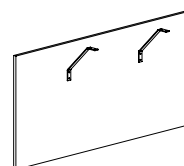
Bench Height "T" Support
use with bench height configurations



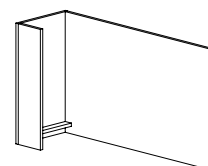
Bench Height Support with Metal Braces
use with modular tops or bench height configurations



Full Height "T" Support
use with peninsula or modular tops



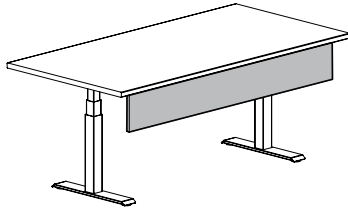
Full Height End Support with Metal Braces
use with peninsula or modular tops



Wing End Support
use to create a modular open corner credenza or desk

Vision Product Information

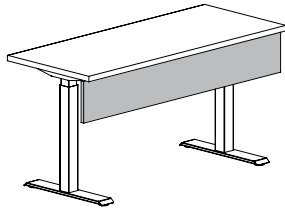
Electric Adjustable Height Table Desk - Standard/Extended/Pneumatic



Height Adjustable Modesty Panel Recommendations

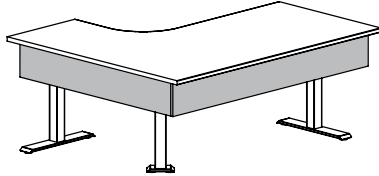
Top Depth	Top Width	Model Number
36/30/24	72	VST0964TDM / VSV0964TDM
30/24	84	VST0976TDM / VSV0976TDM
30/24	78	VST0970TDM / VSV0970TDM
30/24	66	VST0958TDM / VSV0958TDM
30/24	60	VST0952TDM / VSV0952TDM
30/24	54	VST0946TDM / VSV0946TDM
30/24	48	VST0940TDM / VSV0940TDM

Electric Adjustable Height Bridge - Standard/Extended/Pneumatic



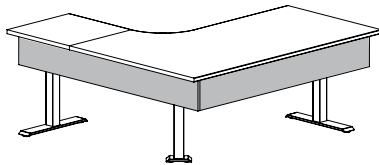
Top Depth	Top Width	Model Number
24	58	VST0958TDM / VSV0958TDM
24	52	VST0952TDM / VSV0952TDM
24	46	VST0940TDM / VSV0940TDM
24	40	VST0940TDM / VSV0940TDM

Adjustable Height Corner Table - One Piece Top - Standard/Extended



Top Depth	Top Width	Model Number
36/30	72	VST7203TDM / VSV7203TDM
36/30	66	VST6603TDM / VSV6603TDM
36/30	60	VST6003TDM / VSV6003TDM
24	72	VST7204TDM / VSV7204TDM
24	66	VST6604TDM / VSV6604TDM
24	60	VST6004TDM / VSV6004TDM

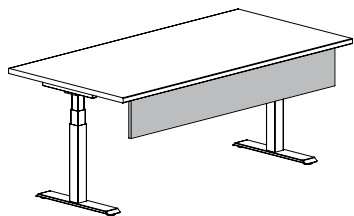
Adjustable Height Corner Table - Two Piece Top - Standard/Extended Adjustable Height Table & Return - Two Piece Top - Standard/Extended



Top Depth	Top Width	Model Number
36/30	72	VST7201TDM / VSV7201TDM
36/30	66	VST6601TDM / VSV6601TDM
36/30	60	VST6001TDM / VSV6001TDM
24	72	VST7202TDM / VSV7202TDM
24	66	VST6602TDM / VSV6602TDM
24	60	VST6002TDM / VSV6002TDM

Vision Product Information


Rectangular Table & Run-Off Top (for use with Adj. Height T-Base)



Height Adjustable Modesty Panel Recommendations

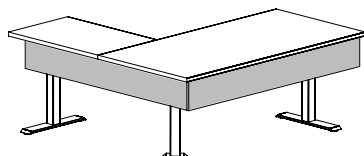
Top Depth	Top Width	Model Number
36	72	VST0964TDM / VSV0964TDM
30	84	VST0976TDM / VSV0976TDM
30	78	VST0970TDM / VSV0970TDM
30	72	VST0964TDM / VSV0964TDM
30	66	VST0958TDM / VSV0958TDM
30	60	VST0952TDM / VSV0952TDM
30	54	VST0946TDM / VSV0946TDM
30	48	VST0940TDM / VSV0940TDM
24	84	VST0976TDM / VSV0976TDM
24	78	VST0970TDM / VSV0970TDM
24	72	VST0964TDM / VSV0964TDM
24	66	VST0958TDM / VSV0958TDM
24	60	VST0952TDM / VSV0952TDM
24	54	VST0946TDM / VSV0946TDM
24	48	VST0940TDM / VSV0940TDM

Bridge Top (for use with Adj. Height T-Base)



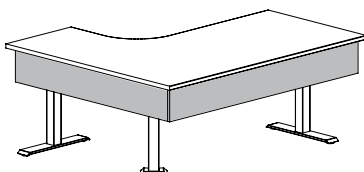
Top Depth	Top Width	Model Number
24	58	VST0952TDM / VSV0952TDM
24	52	VST0946TDM / VSV0946TDM
24	46	VST0940TDM / VSV0940TDM

Corner Desk Top (for use with Adj. Height T-Base)



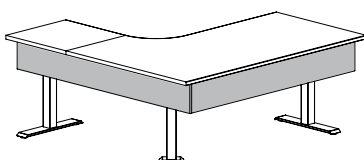
Top Depth	Top Width	Model Number
36/30	72	VST7201TDM / VSV7201TDM
36/30	66	VST6601TDM / VSV6601TDM
36/30	60	VST6001TDM / VSV6001TDM
24	72	VST7202TDM / VSV7202TDM
24	66	VST6602TDM / VSV6602TDM
24	60	VST6002TDM / VSV6002TDM

Cockpit Corner Desk Top (for use with Adj. Height T-Base)



Top Depth	Top Width	Model Number
36/30	72	VST7203TDM / VSV7203TDM
36/30	66	VST6603TDM / VSV6603TDM
36/30	60	VST6003TDM / VSV6003TDM
24	72	VST7204TDM / VSV7204TDM
24	66	VST6604TDM / VSV6604TDM
24	60	VST6004TDM / VSV6004TDM

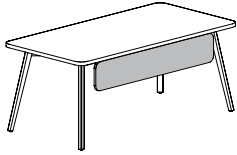
Cockpit Corner Desk Top - Two Piece (for use with Adj. Height T-Base)



Top Depth	Top Width	Model Number
36/30	72	VST7201TDM / VSV7201TDM
36/30	66	VST6601TDM / VSV6601TDM
36/30	60	VST6001TDM / VSV6001TDM
24	72	VST7202TDM / VSV7202TDM
24	66	VST6602TDM / VSV6602TDM
24	60	VST6002TDM / VSV60042TDM

Vision Product Information

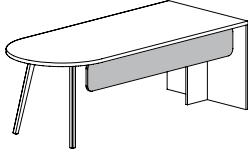
Table Desk



Modesty Panel Recommendations

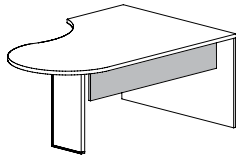
Top Depth	Top Width	Model Number
36/30	72	VST5410HMPCR / VSV5410HMPCR
36/30	66	VST4810HMPCR / VST4810HMPCR

Bullet Peninsula Desk



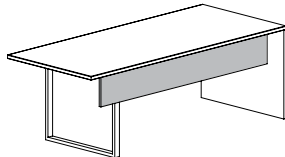
Top Depth	Top Width	Model Number
36/30	84	VST6610HMPS / VST6610HMPCR
		VSV6610HMPS / VSV6610HMPCR
36/30	78	VST6010HMPS / VST6010HMPCR
		VSV6010HMPS / VSV6010HMPCR
36/30	72	VST5410HMPS / VST5410HMPCR
		VSV5410HMPS / VSV5410HMPCR
30	66	VST4810HMPS / VST4810HMPCR
		VSV4810HMPS / VSV4810HMPCR

Cockpit Bullet Peninsula Desk



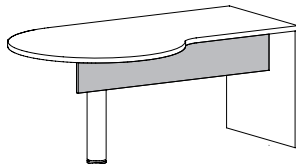
Top Depth	Top Width	Model Number
48	72	VST5410HMPS / VST5410HMPCR
		VSV5410HMPS / VSV5410HMPCR

Rectangular Peninsula Desk/Soft Rectangular Desk



Top Depth	Top Width	Model Number
36/30	84	VST7210HMPS / VST7210HMPCR
		VSV7210HMPS / VSV7210HMPCR
36/30	78	VST6610HMPS / VST6610HMPCR
		VSV6610HMPS / VSV6610HMPCR
36/30	72	VST6010HMPS / VST6010HMPCR
		VSV6010HMPS / VSV6010HMPCR
36/30	66	VST5410HMPS / VST5410HMPCR
		VSV5410HMPS / VSV5410HMPCR
36/30	60	VST4810HMPS / VST4810HMPCR
		VSV4810HMPS / VSV4810HMPCR

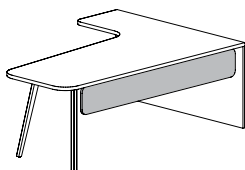
P-Top Peninsula Desk



Top Depth	Top Width	Model Number
42	84	VST6610HMPS / VST6610HMPCR
		VSV6610HMPS / VSV6610HMPCR
42	78	VST6010HMPS / VST6010HMPCR
		VSV6010HMPS / VSV6010HMPCR
42	72	VST5410HMPS / VST5410HMPCR
		VSV5410HMPS / VSV5410HMPCR

Vision Product Information

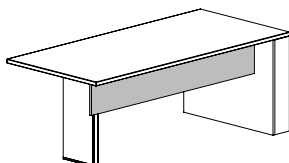
Sweeping L Peninsula Desk



Modesty Panel Recommendations

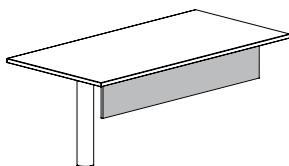
Top Depth	Top Width	Model Number
60	84	VST7210HMPS / VST7210HMPCR
		VSV7210HMPS / VSV7210HMPCR
60	78	VST6610HMPS / VST6610HMPCR
		VSV6610HMPS / VSV6610HMPCR
60	72	VST6010HMPS / VST6010HMPCR
		VSV6010HMPS / VSV6010HMPCR
60	66	VST5410HMPS / VST5410HMPCR
		VSV5410HMPS / VSV5410HMPCR
60	66	VST4810HMPS / VST4810HMPCR
		VSV4810HMPS / VSV4810HMPCR

Rectangular Workwall Peninsula Desk/Soft Rectangular Workwall Peninsula Desk



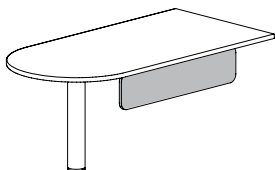
Top Depth	Top Width	Model Number
36/30	84	VST6610HMPS / VST6610HMPCR
		VSV6610HMPS / VSV6610HMPCR
36/30	78	VST6010HMPS / VST6010HMPCR
		VSV6010HMPS / VSV6010HMPCR
36/30	72	VST5410HMPS / VST5410HMPCR
		VSV5410HMPS / VSV5410HMPCR
36/30	66	VST4810HMPS / VST4810HMPCR
		VSV4810HMPS / VSV4810HMPCR
36/30	60	VST4210HMPS / VST4210HMPCR
		VSV4210HMPS / VSV4210HMPCR

Rectangular Run-Off Desk Top/Soft Rectangular Run-Off Desk Top



Top Depth	Top Width	Model Number
36/30	72	VST6010HMPS / VST6010HMPCR
		VSV6010HMPS / VSV6010HMPCR
36/30	66	VST5410HMPS / VST5410HMPCR
		VSV5410HMPS / VSV5410HMPCR
36/30	60	VST4810HMPS / VST4810HMPCR
		VSV4810HMPS / VSV4810HMPCR
36/30	54	VST4210HMPS / VST4210HMPCR
		VSV4210HMPS / VSV4210HMPCR
36/30	48	VST3610HMPS / VST3610HMPCR
		VSV3610HMPS / VSV3610HMPCR

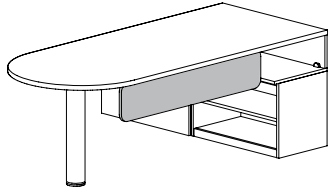
Bullet Run-Off Desk



Top Depth	Top Width	Model Number
36	72	VST4210HMPS / VST4210HMPCR
		VSV4210HMPS / VSV4210HMPCR
36	66	VST3610HMPS / VST3610HMPCR
		VSV3610HMPS / VSV3610HMPCR
36	60	VST3010HMPS / VST3010HMPCR
		VSV3010HMPS / VSV3010HMPCR

Vision Product Information

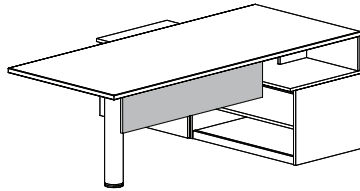
Bench Height Supported Bullet Peninsula Desk



Modesty Panel Recommendations

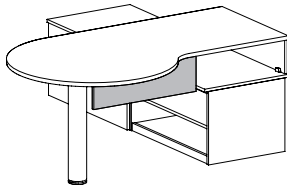
Top Depth	Top Width	Model Number
36/30	84	VST4210HMPS / VST4210HMPR
		VSV4210HMPS / VSV4210HMPR
36/30	78	VST3610HMPS / VST3610HMPR
		VSV3610HMPS / VSV3610HMPR
36/30	72	VST3010HMPS / VST3010HMPR
		VSV3010HMPS / VSV3010HMPR

Bench Height Supported Rectangular Peninsula Desk /Bench Height Supported Soft Rectangular



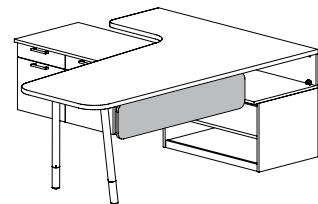
Top Depth	Top Width	Model Number
36/30	84	VST4810HMPS / VST4810HMPR
		VSV4810HMPS / VSV4810HMPR
36/30	78	VST4210HMPS / VST4210HMPR
		VSV4210HMPS / VSV4210HMPR
36/30	72	VST3610HMPS / VST3610HMPR
		VSV3610HMPS / VSV3610HMPR
36/30	66	VST3010HMPS / VST3010HMPR
		VSV3010HMPS / VSV3010HMPR
36/30	60	VST2410HMPS / VST2410HMPR
		VSV2410HMPS / VSV2410HMPR

Bench Height Supported P-Top Peninsula Desk



Top Depth	Top Width	Model Number
42	84	VST4210HMPS / VST4210HMPR
		VSV4210HMPS / VSV4210HMPR
42	78	VST3610HMPS / VST3610HMPR
		VSV3610HMPS / VSV3610HMPR
42	72	VST3010HMPS / VST3010HMPR
		VSV3010HMPS / VSV3010HMPR


Bench Height Sweeping L Desk



Top Depth	Top Width	Model Number
60	84	VST4810HMPS / VST4810HMPR
		VSV4810HMPS / VSV4810HMPR
60	78	VST4210HMPS / VST4210HMPR
		VSV4210HMPS / VSV4210HMPR
60	72	VST3610HMPS / VST3610HMPR
		VSV3610HMPS / VSV3610HMPR
60	66	VST3010HMPS / VST3010HMPR
		VSV3010HMPS / VSV3010HMPR

Vision Product Information

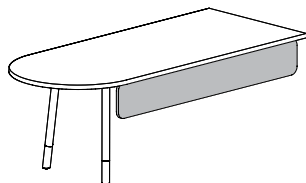
Bullet Return Top



Modesty Panel Recommendations

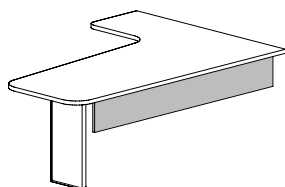
Top Depth	Top Width	Model Number
30/24	60	VST4810HMPS / VST4810HMPR
		VSV4810HMPS / VSV4810HMPR
30/24	48	VST3610HMPS / VST3610HMPR
		VSV3610HMPS / VSV3610HMPR

Modular Bullet Desk Top



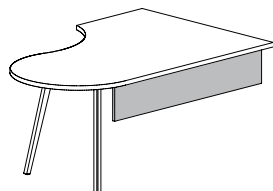
Top Depth	Top Width	Model Number
36	84	VST6610HMPS / VST6610HMPR
		VSV6610HMPS / VSV6610HMPR
36	78	VST6010HMPS / VST6010HMPR
		VSV6010HMPS / VSV6010HMPR
36/30	72	VST5410HMPS / VST5410HMPR
		VSV5410HMPS / VSV5410HMPR
36/30	66	VST4810HMPS / VST4810HMPR
		VSV4810HMPS / VSV4810HMPR
24	60	VST4210HMPS / VST4210HMPR
		VSV4210HMPS / VSV4210HMPR
24	48	VST3010HMPS / VST3010HMPR
		VSV3010HMPS / VSV3010HMPR

Modular Sweeping L Desk Top



Top Depth	Top Width	Model Number
60	84	VST7210HMPS / VST7210HMPR
		VSV7210HMPS / VSV7210HMPR
60	78	VST6610HMPS / VST6610HMPR
		VSV6610HMPS / VSV6610HMPR
60	72	VST6010HMPS / VST6010HMPR
		VSV6010HMPS / VSV6010HMPR
60	66	VST5410HMPS / VST5410HMPR
		VSV5410HMPS / VSV5410HMPR
60	60	VST4810HMPS / VST4810HMPR
		VSV4810HMPS / VSV4810HMPR

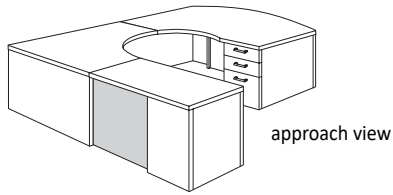
Modular Extended Corner Bullet Desk Top



Top Depth	Top Width	Model Number
48/42	72	VST5410HMPS / VST5410HMPR
		VSV5410HMPS / VSV5410HMPR
42	66	VST4810HMPS / VST4810HMPR
		VSV4810HMPS / VSV4810HMPR

Vision Product Information

Returns with Breakfront



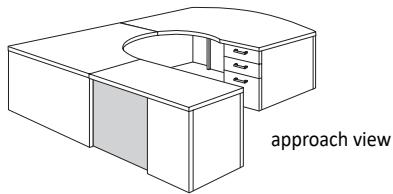
Consists of:

- VST2442MCT- top
- VST1624MFF- pedestal
- VST2728MDRA- breakfront modesty panel
- VST1628MPBK- back panel

Modesty Panel Sizes for Returns with Pedestal

Top Width	Pedestal Width	Modesty Width	Modesty Height	Model Number
36	15 ⁵ / ₈	21 ³ / ₁₆	28	VST2128MDRA
42	15 ⁵ / ₈	27 ³ / ₁₆	28	VST2728MDRA
48	15 ⁵ / ₈	33 ³ / ₁₆	28	VST3328MDRA
54	15 ⁵ / ₈	39 ³ / ₁₆	28	VST3928MDRA
60	15 ⁵ / ₈	45 ³ / ₁₆	28	VST4528MDRA

Returns with Breakfront



Consists of:

- VST2448MCT- top
- VST3624MLF- pedestal
- VST1328MDRB- modesty panel
- VST3628MPBK- back panel

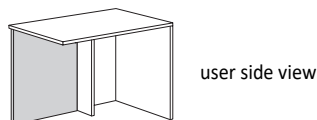
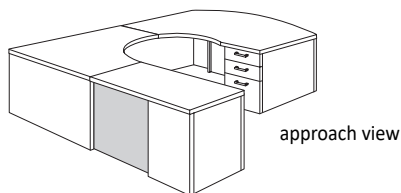
Modesty Panel Sizes for Returns with Lateral File Pedestal

Top Width	Pedestal 36" Wide	Modesty Width	Modesty Height	Model Number
42	35 ⁷ / ₈	6 ¹⁵ / ₁₆	28	VST0728MDRB
48	35 ⁷ / ₈	12 ¹⁵ / ₁₆	28	VST1328MDRB
54	35 ⁷ / ₈	18 ¹⁵ / ₁₆	28	VST1828MDRB
60	35 ⁷ / ₈	24 ¹⁵ / ₁₆	28	VST2528MDRB

Top Width	Pedestal 30" Wide	Modesty Width	Modesty Height	Model Number
36	29 ⁷ / ₈	6 ¹⁵ / ₁₆	28	VST0728MDRB
42	29 ⁷ / ₈	12 ¹⁵ / ₁₆	28	VST1328MDRB
48	29 ⁷ / ₈	18 ¹⁵ / ₁₆	28	VST1828MDRB
54	29 ⁷ / ₈	24 ¹⁵ / ₁₆	28	VST2528MDRB
60	29 ⁷ / ₈	30 ¹⁵ / ₁₆	28	VST3128MDRB

Vision Product Information

Return Shells with Breakfront

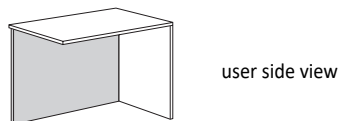
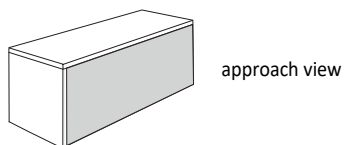


Consists of:
 VST2442MCT- top
 VST1624WEAR- wing end panel
 VST2728MDRA- breakfront modesty panel

Modesty Panel Sizes for Return Shells using VST1624WEAL or VST1624WEAR wing end panel

Top Width	Wing Assembly Width	Modesty Width	Modesty Height	Model Number
36	15 ⁵ / ₈	21 ³ / ₁₆	28	VST2128MDRA
42	15 ⁵ / ₈	27 ³ / ₁₆	28	VST2728MDRA
48	15 ⁵ / ₈	33 ³ / ₁₆	28	VST3328MDRA
54	15 ⁵ / ₈	39 ³ / ₁₆	28	VST3928MDRA
60	15 ⁵ / ₈	45 ³ / ₁₆	28	VST4528MDRA

Return Shells

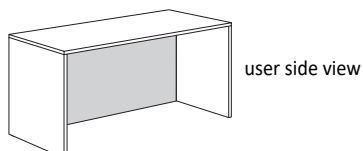
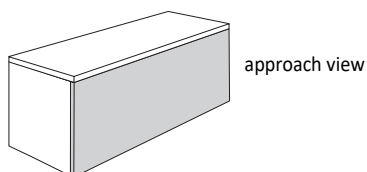


Consists of:
 VST2442MCT- top
 VST24EP- end panel
 VST4328MDRS- modesty panel

Modesty Panel Sizes for Return Shells using VST24EP end panel

Top Width	End Panel Thickness VST24EP	Modesty Width	Modesty Height	Model Number
36	³ / ₄	36 ¹ / ₁₆	28	VST3728MDRS
42	³ / ₄	42 ¹ / ₁₆	28	VST4328MDRS
48	³ / ₄	48 ¹ / ₁₆	28	VST4928MDRS
54	³ / ₄	54 ¹ / ₁₆	28	VST5528MDRS

Desk Shells



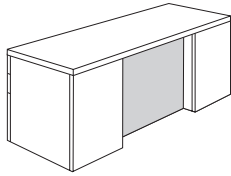
Consists of:
 VST2442MCT- top
 VST23EP- (2) end panels
 VST4228MBK- modesty panel

Modesty Panel Sizes for Desk Shells with both left and right ends using VST23EP end panel

Top Width	End Panel Thickness VST23EP	Modesty Width	Modesty Height	Model Number
30	³ / ₄	29 ⁵ / ₈	28	VST3028MBK
36	³ / ₄	35 ⁵ / ₈	28	VST3628MBK
42	³ / ₄	41 ⁵ / ₈	28	VST4228MBK
48	³ / ₄	47 ⁵ / ₈	28	VST4828MBK
54	³ / ₄	53 ⁵ / ₈	28	VST5428MBK
60	³ / ₄	59 ⁵ / ₈	28	VST6028MBK

Vision Product Information

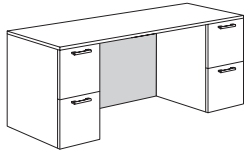
Desk Shells with Breakfront



approach view of unit using wing end panels

Consists of:

- VST1630WEAL- left wing end panel
- VST1630WEAR- right wing end panel
- VST4128MDDE- breakfront modesty panel
- VST3072MCT- top



user side view of double ped desk

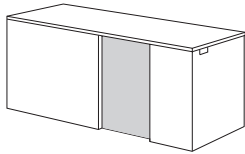
Consists of:

- VST1630MFF- (2) 30" deep modular pedestals
- VST4128MDDE- breakfront modesty panel
- VST3072MCT- top
- VST1628MPBK- (2) back panel

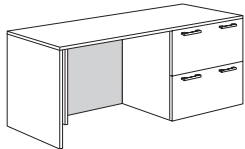
Modular Breakfront Modesty Panel Sizes for double pedestal desks and credenzas -OR- Single pedestal desks and credenzas with the VST1630WEAL or VST1630WEAR wing end assembly or with the VST1624WEAL or VST1624WEAR wing end assembly

Top Width	Right or Left Pedestal or Wing End Assembly Width	Modesty Width	Modesty Height	Model Number
60	15 3/8"	28 3/8"	28	VST2928MDDE
66	15 3/8"	34 3/8"	28	VST3528MDDE
72	15 3/8"	40 3/8"	28	VST4128MDDE
78	15 3/8"	46 3/8"	28	VST4728MDDE
84	15 3/8"	52 3/8"	28	VST5328MDDE
90	15 3/8"	58 3/8"	28	VST5928MDDE

Credenza with Breakfront



approach view



user side view

Consists of:

- VST3624MLF- pedestal
- VST1624WEAL- wing end support
- VST2128MDCG- breakfront modesty panel
- VST2472MCT- top
- VST3628MPBK- back panel

Modular Breakfront Modesty Panel Sizes for Single Pedestal Credenzas with 30" or 36" wide pedestal -OR- using the VST1624WEAL OR VST1624WEAR wing end assembly.

Top Width	36" Pedestal Width	Wing End Assembly Width	Modesty Width	Modesty Height	Model Number
66	35 3/8"	15 3/8"	14 3/8"	28	VST1528MDCG
72	35 3/8"	15 3/8"	20 3/8"	28	VST2128MDCG
78	35 3/8"	15 3/8"	26 3/8"	28	VST2628MDCG
84	35 3/8"	15 3/8"	32 3/8"	28	VST3328MDCG
90	35 3/8"	15 3/8"	38 3/8"	28	VST3928MDCG
96	35 3/8"	15 3/8"	44 3/8"	28	VST4528MDCG

Top Width	30" Pedestal Width	Wing End Assembly Width	Modesty Width	Modesty Height	Model Number
60	29 3/8"	15 3/8"	14 3/8"	28	VST1528MDCG
66	29 3/8"	15 3/8"	20 3/8"	28	VST2128MDCG
72	29 3/8"	15 3/8"	26 3/8"	28	VST2728MDCG
78	29 3/8"	15 3/8"	32 3/8"	28	VST3328MDCG
84	29 3/8"	15 3/8"	38 3/8"	28	VST3928MDCG
90	29 3/8"	15 3/8"	44 3/8"	28	VST4528MDCG
96	29 3/8"	15 3/8"	50 3/8"	28	VST5128MDCG

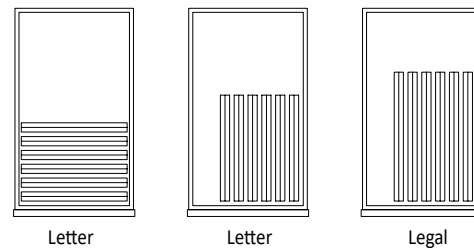
Vision Product Information

Desks		Drawer Configuration (User Side)	
Model	Description	Left Pedestal	Right Pedestal
VST4272BD	Double Pedestal Bow Desk	Box/Box/File	File/File
VST4272BDF	Double Pedestal Bow Desk	Box/Box/File	File/File
VST3684BD	Double Pedestal Bow Desk	Box/Box/File	File/File
VST3684BDF	Double Pedestal Bow Desk	Box/Box/File	File/File
VST3672BD	Double Pedestal Bow Desk	Box/Box/File	File/File
VST3672BDF	Double Pedestal Bow Desk	Box/Box/File	File/File
VST3684DD	Double Pedestal Desk	Box/Box/File	File/File
VST3684DDF	Double Pedestal Desk	Box/Box/File	File/File
VST3678DD	Double Pedestal Desk	Box/Box/File	File/File
VST3678DDF	Double Pedestal Desk	Box/Box/File	File/File
VST3672DD	Double Pedestal Desk	Box/Box/File	File/File
VST3672DDF	Double Pedestal Desk	Box/Box/File	File/File
VST3072DD	Double Pedestal Desk	Box/Box/File	File/File
VST3072DDF	Double Pedestal Desk	Box/Box/File	File/File
VST3066DD	Double Pedestal Desk	Box/Box/File	File/File
VST3066DDF	Double Pedestal Desk	Box/Box/File	File/File
VST3060DD	Double Pedestal Desk	Box/Box/File	File/File
VST3060DDF	Double Pedestal Desk	Box/Box/File	File/File
VST4872CBDR	Right Ped. Bow Cockpit Desk		Box/Box/File
VST4872CBDRF	Right Ped. Bow Cockpit Desk		Box/Box/File
VST4872CBDL	Left Ped. Bow Cockpit Desk	Box/Box/File	
VST4872CBDLF	Left Ped. Bow Cockpit Desk	Box/Box/File	
VST4272CRD	Right Ped. Cockpit Desk		Box/Box/File
VST4272CRDF	Right Ped. Cockpit Desk		Box/Box/File
VST4272CLD	Left Pedestal Cockpit Desk	Box/Box/File	
VST4272CLDF	Left Pedestal Cockpit Desk	Box/Box/File	
VST4272RBD	Right Pedestal Bow Desk		Box/Box/File
VST4272RBDF	Right Pedestal Bow Desk		Box/Box/File
VST4272LBD	Left Pedestal Bow Desk	Box/Box/File	
VST4272LBDF	Left Pedestal Bow Desk	Box/Box/File	
VST3684RBD	Right Pedestal Bow Desk		Box/Box/File
VST3684RBDF	Right Pedestal Bow Desk		Box/Box/File
VST3684LBD	Left Pedestal Bow Desk	Box/Box/File	
VST3684LBDF	Left Pedestal Bow Desk	Box/Box/File	
VST3672RBD	Right Pedestal Bow Desk		Box/Box/File
VST3672RBDF	Right Pedestal Bow Desk		Box/Box/File
VST3672LBD	Left Pedestal Bow Desk	Box/Box/File	
VST3672LBDF	Left Pedestal Bow Desk	Box/Box/File	
VST3684RD	Right Pedestal Desk		Box/Box/File
VST3684RDF	Right Pedestal Desk		Box/Box/File
VST3684LD	Left Pedestal Desk	Box/Box/File	
VST3684LDF	Left Pedestal Desk	Box/Box/File	
VST3672RD	Right Pedestal Desk		Box/Box/File
VST3672RDF	Right Pedestal Desk		Box/Box/File
VST3672LD	Left Pedestal Desk	Box/Box/File	
VST3672LDF	Left Pedestal Desk	Box/Box/File	

Desks (continued)		Drawer Configuration (User Side)	
Model	Description	Left Pedestal	Right Pedestal
VST3072RD	Right Pedestal Desk		Box/Box/File
VST3072RDF	Right Pedestal Desk		Box/Box/File
VST3072LD	Left Pedestal Desk	Box/Box/File	
VST3072LDF	Left Pedestal Desk	Box/Box/File	
VST3066RD	Right Pedestal Desk		Box/Box/File
VST3066RDF	Right Pedestal Desk		Box/Box/File
VST3066LD	Left Pedestal Desk	Box/Box/File	
VST3066LDF	Left Pedestal Desk	Box/Box/File	

Interior Drawer Dimensions	Depth	Width	Height
Box	21"	12"	3 ¼"
File	21"	12"	9 ½"

Filing Options (Diagram 1)



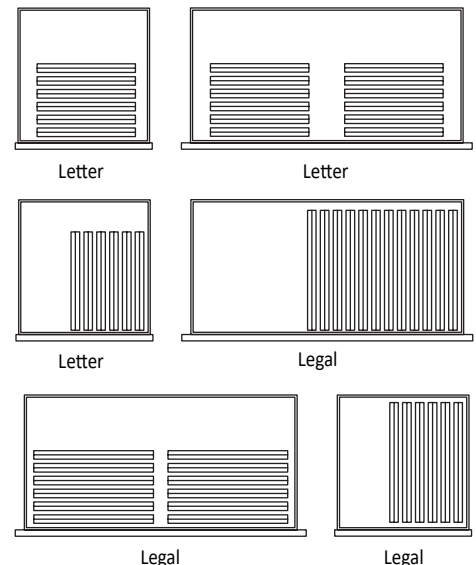
Vision Product Information

Executive Returns		Drawer Configuration (User Side)	
Model	Description	Left Pedestal	Right Pedestal
VST2460ERR	Right Executive Return		File/File
VST2460ELR	Left Executive Return	File/File	
VST2454ERR	Right Executive Return		File/File
VST2454ELR	Left Executive Return	File/File	
VST2448ERR	Right Executive Return		File/File
VST2448ELR	Left Executive Return	File/File	
VST2442ERR	Right Executive Return		File/File
VST2442ELR	Left Executive Return	File/File	
VST2060ERR	Right Executive Return		File/File
VST2060ELR	Left Executive Return	File/File	
VST2054ERR	Right Executive Return		File/File
VST2054ELR	Left Executive Return	File/File	
VST2048ERR	Right Executive Return		File/File
VST2048ELR	Left Executive Return	File/File	
VST2042ERR	Right Executive Return		File/File
VST2042ELR	Left Executive Return	File/File	
VST2460ERY	Right Executive Return		Box/Box/File
VST2460ELY	Left Executive Return	Box/Box/File	
VST2454ERY	Right Executive Return		Box/Box/File
VST2454ELY	Left Executive Return	Box/Box/File	
VST2448ERY	Right Executive Return		Box/Box/File
VST2448ELY	Left Executive Return	Box/Box/File	
VST2442ERY	Right Executive Return		Box/Box/File
VST2442ELY	Left Executive Return	Box/Box/File	
VST2060ERY	Right Executive Return		Box/Box/File
VST2060ELY	Left Executive Return	Box/Box/File	
VST2054ERY	Right Executive Return		Box/Box/File
VST2054ELY	Left Executive Return	Box/Box/File	
VST2048ERY	Right Executive Return		Box/Box/File
VST2048ELY	Left Executive Return	Box/Box/File	
VST2042ERY	Right Executive Return		Box/Box/File
VST2042ELY	Left Executive Return	Box/Box/File	
VST2460ERCRCR	Right Corner Return		File/File
VST2460ELRCR	Left Corner Return	File/File	
VST2454ERCRCR	Right Corner Return		File/File
VST2454ELRCR	Left Corner Return	File/File	
VST2448ERCRCR	Right Corner Return		File/File
VST2448ELRCR	Left Corner Return	File/File	
VST2442ERCRCR	Right Corner Return		File/File
VST2442ELRCR	Left Corner Return	File/File	
VST2460ERCY	Right Corner Return		Box/Box/File
VST2460ELCY	Left Corner Return	Box/Box/File	
VST2454ERCY	Right Corner Return		Box/Box/File
VST2454ELCY	Left Corner Return	Box/Box/File	
VST2448ERCY	Right Corner Return		Box/Box/File
VST2448ELCY	Left Corner Return	Box/Box/File	
VST2442ERCY	Right Corner Return		Box/Box/File
VST2442ELCY	Left Corner Return	Box/Box/File	
VST2060ERCRCR	Right Corner Return		File/File
VST2060ELRCR	Left Corner Return	File/File	
VST2054ERCRCR	Right Corner Return		File/File
VST2054ELRCR	Left Corner Return	File/File	
VST2048ERCRCR	Right Corner Return		File/File
VST2048ELRCR	Left Corner Return	File/File	
VST2042ERCRCR	Right Corner Return		File/File
VST2042ELRCR	Left Corner Return	File/File	
VST2060ERCY	Right Corner Return		Box/Box/File
VST2060ELCY	Left Corner Return	Box/Box/File	

Executive Returns (continued)		Drawer Configuration (User Side)	
Model	Description	Left Pedestal	Right Pedestal
VST2054ERCY	Right Corner Return		Box/Box/File
VST2054ELCY	Left Corner Return	Box/Box/File	
VST2048ERCY	Right Corner Return		Box/Box/File
VST2048ELCY	Left Corner Return	Box/Box/File	
VST2042ERCY	Right Corner Return		Box/Box/File
VST2042ELCY	Left Corner Return	Box/Box/File	
VST2460LRR	Right Lateral Return		Lat. File/Lat. File
VST2460LLR	Left Lateral Return	Lat. File/Lat. File	
VST2454LRR	Right Lateral Return		Lat. File/Lat. File
VST2454LLR	Left Lateral Return	Lat. File/Lat. File	
VST2448LRR	Right Lateral Return		Lat. File/Lat. File
VST2448LLR	Left Lateral Return	Lat. File/Lat. File	
VST2060LRR	Right Lateral Return		Lat. File/Lat. File
VST2060LLR	Left Lateral Return	Lat. File/Lat. File	
VST2054LRR	Right Lateral Return		Lat. File/Lat. File
VST2054LLR	Left Lateral Return	Lat. File/Lat. File	
VST2048LRR	Right Lateral Return		Lat. File/Lat. File
VST2048LLR	Left Lateral Return	Lat. File/Lat. File	
VST2460LRCR	Right Lateral Corner Return		Lat. File/Lat. File
VST2460LLCR	Left Lateral Corner Return	Lat. File/Lat. File	
VST2454LRCR	Right Lateral Corner Return		Lat. File/Lat. File
VST2454LLCR	Left Lateral Corner Return	Lat. File/Lat. File	
VST2448LRCR	Right Lateral Corner Return		Lat. File/Lat. File
VST2448LLCR	Left Lateral Corner Return	Lat. File/Lat. File	
VST2060LRCR	Right Lateral Corner Return		Lat. File/Lat. File
VST2060LLCR	Left Lateral Corner Return	Lat. File/Lat. File	
VST2054LRCR	Right Lateral Corner Return		Lat. File/Lat. File
VST2054LLCR	Left Lateral Corner Return	Lat. File/Lat. File	
VST2048LRCR	Right Lateral Corner Return		Lat. File/Lat. File
VST2048LLCR	Left Lateral Corner Return	Lat. File/Lat. File	

Interior Drawer Dimensions	Depth	Width	Height
Box	15"	12"	3 1/4"
File	15"	12"	9 1/8"
Lateral File	15"	32 3/16"	9 1/8"

Filing Options (Diagram 4)

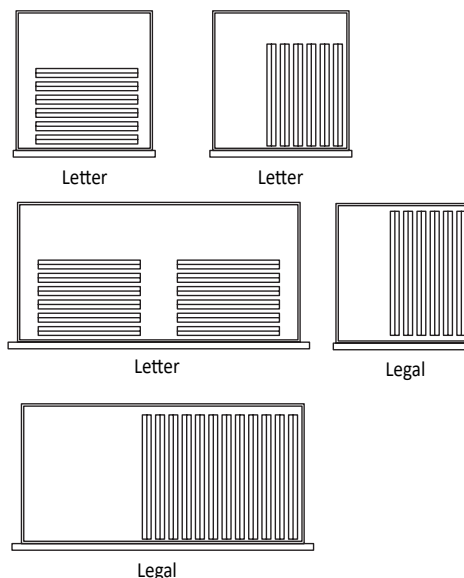


Vision Product Information

Executive Returns		Drawer Configuration (User Side)	
Model	Description	Left Pedestal	Right Pedestal
VST2460MLR	Right Multi-File Return		2 Box/File/Lateral File
VST2460MLL	Left Multi-File Return	2 Box/File/Lateral File	
VST2454MLR	Right Multi-File Return		2 Box/File/Lateral File
VST2454MLL	Left Multi-File Return	2 Box/File/Lateral File	
VST2448MLR	Right Multi-File Return		2 Box/File/Lateral File
VST2448MLL	Left Multi-File Return	2 Box/File/Lateral File	
VST2060MLR	Right Multi-File Return		2 Box/File/Lateral File
VST2060MLL	Left Multi-File Return	2 Box/File/Lateral File	
VST2054MLR	Right Multi-File Return		2 Box/File/Lateral File
VST2054MLL	Left Multi-File Return	2 Box/File/Lateral File	
VST2048MLR	Right Multi-File Return		2 Box/File/Lateral File
VST2048MLL	Left Multi-File Return	2 Box/File/Lateral File	
VST2460MRCR	Rt. Multi-File Corner Return		2 Box/File/Lateral File
VST2460MLCR	Lt. Multi-File Corner Return	2 Box/File/Lateral File	
VST2454MRCR	Rt. Multi-File Corner Return		2 Box/File/Lateral File
VST2454MLCR	Lt. Multi-File Corner Return	2 Box/File/Lateral File	
VST2448MRCR	Rt. Multi-File Corner Return		2 Box/File/Lateral File
VST2448MLCR	Lt. Multi-File Corner Return	2 Box/File/Lateral File	
VST2060MRCR	Rt. Multi-File Corner Return		2 Box/File/Lateral File
VST2060MLCR	Lt. Multi-File Corner Return	2 Box/File/Lateral File	
VST2054MRCR	Rt. Multi-File Corner Return		2 Box/File/Lateral File
VST2054MLCR	Lt. Multi-File Corner Return	2 Box/File/Lateral File	
VST2048MRCR	Rt. Multi-File Corner Return		2 Box/File/Lateral File
VST2048MLCR	Lt. Multi-File Corner Return	2 Box/File/Lateral File	

Interior Drawer Dimensions	Depth	Width	Height
Box	15"	12"	3 $\frac{3}{4}$ "
File	15"	12"	9 $\frac{1}{8}$ "
Lateral File	15"	26 $\frac{5}{16}$ "	9 $\frac{1}{8}$ "

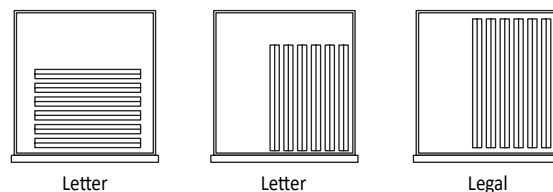
Filing Options (Diagram 3)



Mobile Pedestal		Drawer Configuration
Model	Description	Single Pedestal Width
VST1620MP	Mobile Pedestal	Box/Box/File

Interior Drawer Dimensions	Depth	Width	Height
Box	15"	12"	3 $\frac{3}{4}$ "
File	15"	12"	9 $\frac{1}{8}$ "

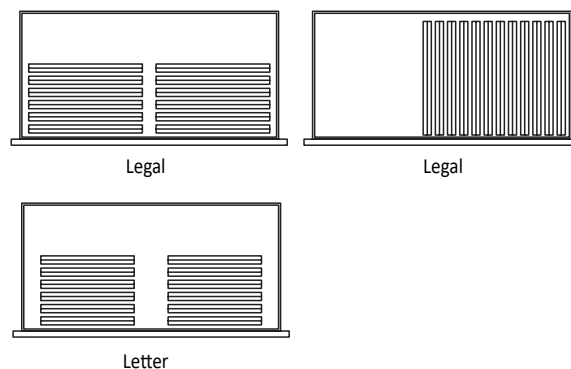
Filing Options (Diagram 2)



Credenzas		Drawer Configuration (User Side)	
Model	Description	Left Pedestal	Right Pedestal
VST2460LFC	Lateral File Credenza	Lat. File/Lat. File	Lat. File/Lat. File
VST2060LFC	Lateral File Credenza	Lat. File/Lat. File	Lat. File/Lat. File

Interior Drawer Dimensions	Depth	Width	Height
Lateral File	15"	26 $\frac{5}{16}$ "	9 $\frac{1}{8}$ "

Filing Options (Diagram 6)

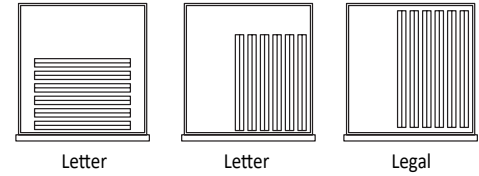


Vision Product Information

Credenzas		Drawer Configuration (User Side)	
Model	Description	Left Pedestal	Right Pedestal
VST2472SC	Storage Credenza ¹	File/File	File/File
VST2466SC	Storage Credenza ¹	File/File	File/File
VST2072SC	Storage Credenza ¹	File/File	File/File
VST2066SC	Storage Credenza ¹	File/File	File/File
VST2484KC	Kneespace Credenza	File/File	File/File
VST2478KC	Kneespace Credenza	File/File	File/File
VST2472KC	Kneespace Credenza	File/File	File/File
VST2466KC	Kneespace Credenza	File/File	File/File
VST2460KC	Kneespace Credenza	File/File	File/File
VST2084KC	Kneespace Credenza	File/File	File/File
VST2078KC	Kneespace Credenza	File/File	File/File
VST2072KC	Kneespace Credenza	File/File	File/File
VST2066KC	Kneespace Credenza	File/File	File/File
VST2060KC	Kneespace Credenza	File/File	File/File

Interior Drawer Dimensions	Depth	Width	Height
File	15"	12"	9 ¹ / ₈ "

Filing Options (Diagram 2)



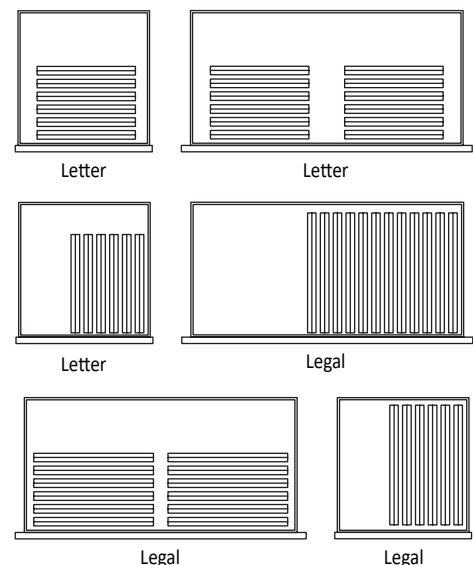
¹Center Section - Hinge Door Storage

Credenzas		Drawer Configuration (User Side)	
Model	Description	Left Pedestal	Right Pedestal
VST2484RC	Right Pedestal Credenza		File/File
VST2484LC	Left Pedestal Credenza	File/File	
VST2478RC	Right Pedestal Credenza		File/File
VST2478LC	Left Pedestal Credenza	File/File	
VST2472RC	Right Pedestal Credenza		File/File
VST2472LC	Left Pedestal Credenza	File/File	
VST2466RC	Right Pedestal Credenza		File/File
VST2466LC	Left Pedestal Credenza	File/File	
VST2460RC	Right Pedestal Credenza		File/File
VST2460LC	Left Pedestal Credenza	File/File	
VST2084RC	Right Pedestal Credenza		File/File
VST2084LC	Left Pedestal Credenza	File/File	
VST2078RC	Right Pedestal Credenza		File/File
VST2078LC	Left Pedestal Credenza	File/File	
VST2072RC	Right Pedestal Credenza		File/File
VST2072LC	Left Pedestal Credenza	File/File	
VST2066RC	Right Pedestal Credenza		File/File
VST2066LC	Left Pedestal Credenza	File/File	
VST2060RC	Right Pedestal Credenza		File/File
VST2060LC	Left Pedestal Credenza	File/File	
VST2484LRC	Right Lateral File Credenza		Lat. File/Lat. File
VST2484LLC	Left Lateral File Credenza	Lat. File/Lat. File	
VST2478LRC	Right Lateral File Credenza		Lat. File/Lat. File
VST2478LLC	Left Lateral File Credenza	Lat. File/Lat. File	
VST2472LRC	Right Lateral File Credenza		Lat. File/Lat. File
VST2472LLC	Left Lateral File Credenza	Lat. File/Lat. File	
VST2472LFC	Lateral File Credenza	Lat. File/Lat. File	Lat. File/Lat. File

Credenzas (continued)		Drawer Configuration (User Side)	
Model	Description	Left Pedestal	Right Pedestal
VST2084LRC	Right Lateral File Credenza		Lat. File/Lat. File
VST2084LLC	Left Lateral File Credenza	Lat. File/Lat. File	
VST2078LRC	Right Lateral File Credenza		Lat. File/Lat. File
VST2078LLC	Left Lateral File Credenza	Lat. File/Lat. File	
VST2072LRC	Right Lateral File Credenza		Lat. File/Lat. File
VST2072LLC	Left Lateral File Credenza	Lat. File/Lat. File	
VST2072LFC	Lateral File Credenza	Lat. File/Lat. File	Lat. File/Lat. File

Interior Drawer Dimensions	Depth	Width	Height
File	15"	12"	9 ¹ / ₈ "
Lateral File	15"	32 ³ / ₁₆ "	9 ¹ / ₈ "

Filing Options (Diagram 4)

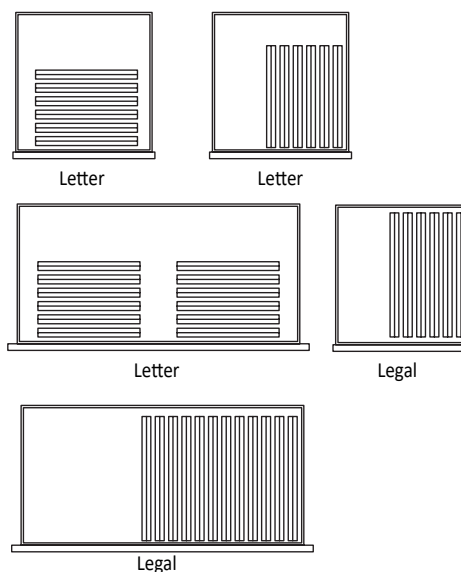


Vision Product Information

Credenzas		Drawer Configuration (User Side)	
Model	Description	Left Pedestal	Right Pedestal
VST2484MRC	Right Multi-File Credenza		2 Box/File/Lateral File
VST2484MLC	Left Multi-File Return	2 Box/File/Lateral File	
VST2478MRC	Right Multi-File Credenza		2 Box/File/Lateral File
VST2478MLC	Left Multi-File Return	2 Box/File/Lateral File	
VST2472MRC	Right Multi-File Credenza		2 Box/File/Lateral File
VST2472MLC	Left Multi-File Return	2 Box/File/Lateral File	
VST2084MRC	Right Multi-File Credenza		2 Box/File/Lateral File
VST2084MLC	Left Multi-File Return	2 Box/File/Lateral File	
VST2078MRC	Right Multi-File Credenza		2 Box/File/Lateral File
VST2078MLC	Left Multi-File Return	2 Box/File/Lateral File	
VST2072MRC	Right Multi-File Credenza		2 Box/File/Lateral File
VST2072MLC	Left Multi-File Return	2 Box/File/Lateral File	

Interior Drawer Dimensions	Depth	Width	Height
Box	15"	12"	3¼"
File	15"	12"	9½"
Lateral File	15"	26¾"	9½"

Filing Options (Diagram 3)



Buffet Credenzas		Drawer Configuration
Model	Description	Along the Top ²
VST2472BSC	Buffet Credenza ²	4 Box Drawers
VST2436BSC	Buffet Credenza ²	2 Box Drawers

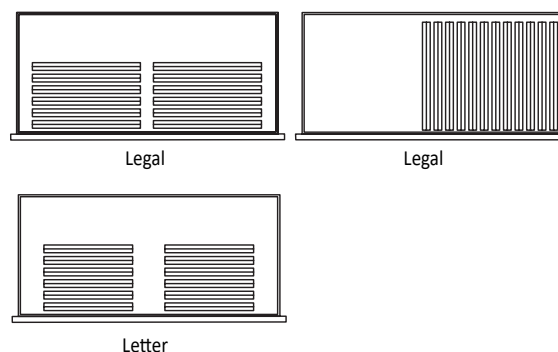
Interior Drawer Dimensions	Depth	Width	Height
Box	15"	14¾"	3¼"

²Bottom Section - Hinge Door Storage

Lateral File Cabinets		Drawer Configuration
Model	Description	Single Lateral Pedestal Width
VST2036-57LF	4 Drawer Lateral File Cabinet	4 Lateral Drawers
VST2036-42LF	3 Drawer Lateral File Cabinet	3 Lateral Drawers
VST2036-30LF	2 Drawer Lateral File Cabinet	2 Lateral Drawers
VST2436-57LF	4 Drawer Lateral File Cabinet	4 Lateral Drawers
VST2436-42LF	3 Drawer Lateral File Cabinet	3 Lateral Drawers
VST2436-30LF	2 Drawer Lateral File Cabinet	2 Lateral Drawers

Interior Drawer Dimensions	Depth	Width	Height
Lateral File	15"	32¾"	9½"

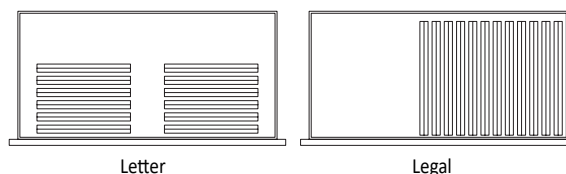
Filing Options (Diagram 5)



Lateral File Cabinets		Drawer Configuration
Model	Description	Single Lateral Pedestal Width
VST2030-57LF	4 Drawer Lateral File Cabinet	4 Lateral Drawers
VST2030-42LF	3 Drawer Lateral File Cabinet	3 Lateral Drawers
VST2030-30LF	2 Drawer Lateral File Cabinet	2 Lateral Drawers
VST2430-57LF	4 Drawer Lateral File Cabinet	4 Lateral Drawers
VST2430-42LF	3 Drawer Lateral File Cabinet	3 Lateral Drawers
VST2430-30LF	2 Drawer Lateral File Cabinet	2 Lateral Drawers

Interior Drawer Dimensions	Depth	Width	Height
Lateral File	15"	26¾"	9½"

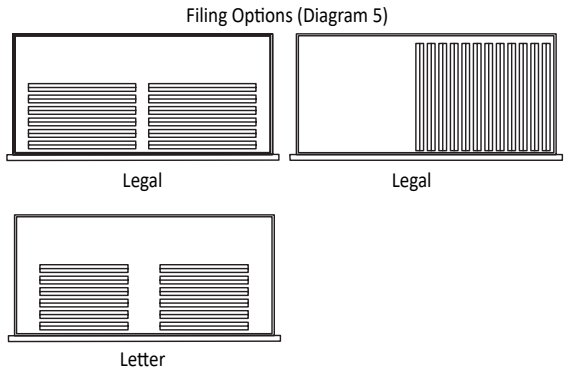
Filing Options (Diagram 6)



Vision Product Information

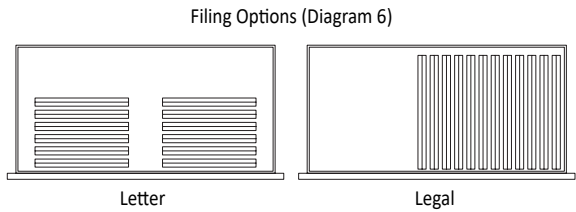
Tall Storage Cabinets		Drawer Configuration
Model	Description	Single Lateral Pedestal Width
VST2436-84BBFT	Storage Cabinet	Box/Box/Lateral File
VST2436-72BBFT	Storage Cabinet	Box/Box/Lateral File
VST2436-57BBFT	Storage Cabinet	Box/Box/Lateral File
VST2436-84FFT	Storage Cabinet	Lateral File/Lateral File
VST2436-72FFT	Storage Cabinet	Lateral File/Lateral File
VST2436-57FFT	Storage Cabinet	Lateral File/Lateral File
VST2036-84BBFT	Storage Cabinet	Box/Box/Lateral File
VST2036-72BBFT	Storage Cabinet	Box/Box/Lateral File
VST2036-57BBFT	Storage Cabinet	Box/Box/Lateral File
VST2036-84FFT	Storage Cabinet	Lateral File/Lateral File
VST2036-72FFT	Storage Cabinet	Lateral File/Lateral File
VST2036-57FFT	Storage Cabinet	Lateral File/Lateral File

Interior Drawer Dimensions	Depth	Width	Height
Box	15"	32 $\frac{3}{8}$ "	3 $\frac{1}{4}$ "
Lateral File	15"	32 $\frac{3}{8}$ "	9"



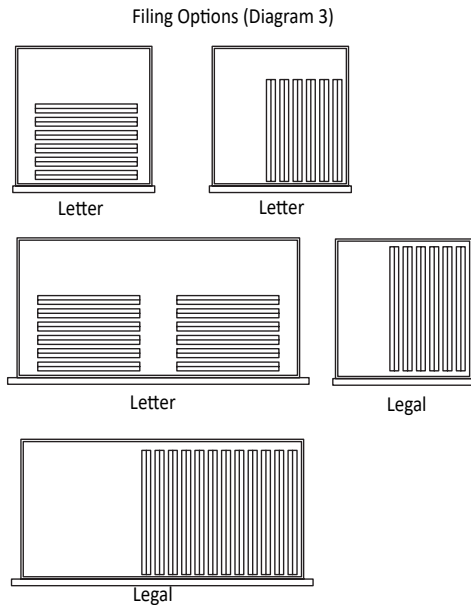
Tall Storage Cabinets		Drawer Configuration
Model	Description	Single Lateral Pedestal Width
VST2430-84BBFT	Storage Cabinet	Box/Box/Lateral File
VST2430-72BBFT	Storage Cabinet	Box/Box/Lateral File
VST2430-57BBFT	Storage Cabinet	Box/Box/Lateral File
VST2430-84FFT	Storage Cabinet	Lateral File/Lateral File
VST2430-72FFT	Storage Cabinet	Lateral File/Lateral File
VST2430-57FFT	Storage Cabinet	Lateral File/Lateral File
VST2030-84BBFT	Storage Cabinet	Box/Box/Lateral File
VST2030-72BBFT	Storage Cabinet	Box/Box/Lateral File
VST2030-57BBFT	Storage Cabinet	Box/Box/Lateral File
VST2030-84FFT	Storage Cabinet	Lateral File/Lateral File
VST2030-72FFT	Storage Cabinet	Lateral File/Lateral File
VST2030-57FFT	Storage Cabinet	Lateral File/Lateral File

Interior Drawer Dimensions	Depth	Width	Height
Box	15"	26 $\frac{3}{8}$ "	3 $\frac{1}{4}$ "
Lateral File	15"	26 $\frac{3}{8}$ "	9"



Tall Storage Cabinets		Drawer Configuration
Model	Description	Single Pedestal Width
VST2430-84MFR	Storage Cabinet	(Right) Box/Box-File/Lat. File
VST2430-84MFL	Storage Cabinet	(Left) Box/Box-File/Lat. File
VST2430-72MFR	Storage Cabinet	(Right) Box/Box-File/Lat. File
VST2430-72MFL	Storage Cabinet	(Left) Box/Box-File/Lat. File
VST2430-57MFR	Storage Cabinet	(Right) Box/Box-File/Lat. File
VST2430-57MFL	Storage Cabinet	(Left) Box/Box-File/Lat. File
VST2030-84MFR	Storage Cabinet	(Right) Box/Box-File/Lat. File
VST2030-84MFL	Storage Cabinet	(Left) Box/Box-File/Lat. File
VST2030-72MFR	Storage Cabinet	(Right) Box/Box-File/Lat. File
VST2030-72MFL	Storage Cabinet	(Left) Box/Box-File/Lat. File
VST2030-57MFR	Storage Cabinet	(Right) Box/Box-File/Lat. File
VST2030-57MFL	Storage Cabinet	(Left) Box/Box-File/Lat. File

Interior Drawer Dimensions	Depth	Width	Height
Box	15"	12"	3 $\frac{1}{4}$ "
File	15"	12"	9"
Lateral File	15"	26 $\frac{3}{8}$ "	9"



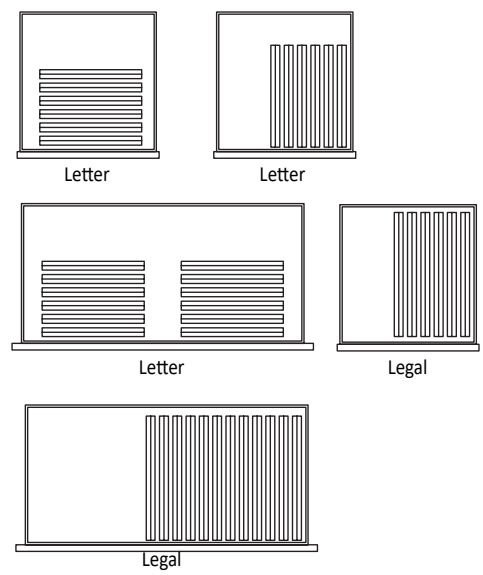
Vision Product Information

Tall Storage Cabinets		Drawer Configuration
Model	Description	Single Pedestal Width
VST2418-84BBFSSTR	Storage Cabinet	Box/Box/File
VST2418-84BBFSSTL	Storage Cabinet	Box/Box/File
VST2418-72BBFSSTR	Storage Cabinet	Box/Box/File
VST2418-72BBFSSTL	Storage Cabinet	Box/Box/File
VST2418-57BBFSSTR	Storage Cabinet	Box/Box/File
VST2418-57BBFSSTL	Storage Cabinet	Box/Box/File
VST2418-84FFSSTR	Storage Cabinet	File/File
VST2418-84FFSSTL	Storage Cabinet	File/File
VST2418-72FFSSTR	Storage Cabinet	File/File
VST2418-72FFSSTL	Storage Cabinet	File/File
VST2418-57FFSSTR	Storage Cabinet	File/File
VST2418-57FFSSTL	Storage Cabinet	File/File
VST2418-84BBFO	Storage Cabinet	Box/Box/File
VST2418-84FFO	Storage Cabinet	File/File
VST2418-84BBFTR	Storage Cabinet	Box/Box/File
VST2418-84BBFTL	Storage Cabinet	Box/Box/File
VST2418-72BBFO	Storage Cabinet	Box/Box/File
VST2418-72FFO	Storage Cabinet	File/File
VST2418-72BBFTR	Storage Cabinet	Box/Box/File
VST2418-72BBFTL	Storage Cabinet	Box/Box/File
VST2418-57BBFO	Storage Cabinet	Box/Box/File
VST2418-57FFO	Storage Cabinet	File/File
VST2418-57BBFTR	Storage Cabinet	Box/Box/File
VST2418-57BBFTL	Storage Cabinet	Box/Box/File
VST2418-84FFTR	Storage Cabinet	File/File
VST2418-84FFTL	Storage Cabinet	File/File
VST2418-72FFTR	Storage Cabinet	File/File
VST2418-72FFTL	Storage Cabinet	File/File
VST2418-57FFTR	Storage Cabinet	File/File
VST2418-57FFTL	Storage Cabinet	File/File
VST2430-84WR	Wardrobe	(Right) Box/Box/File
VST2430-84WL	Wardrobe	(Left) Box/Box/File
VST2430-72WR	Wardrobe	(Right) Box/Box/File
VST2430-72WL	Wardrobe	(Left) Box/Box/File
VST2430-57WR	Wardrobe	(Right) Box/Box/File
VST2430-57WL	Wardrobe	(Left) Box/Box/File
VST2018-84BBFSSTR	Storage Cabinet	Box/Box/File
VST2018-84BBFSSTL	Storage Cabinet	Box/Box/File
VST2018-72BBFSSTR	Storage Cabinet	Box/Box/File
VST2018-72BBFSSTL	Storage Cabinet	Box/Box/File
VST2018-57BBFSSTR	Storage Cabinet	Box/Box/File
VST2018-57BBFSSTL	Storage Cabinet	Box/Box/File
VST2018-84FFSSTR	Storage Cabinet	File/File
VST2018-84FFSSTL	Storage Cabinet	File/File
VST2018-72FFSSTR	Storage Cabinet	File/File
VST2018-72FFSSTL	Storage Cabinet	File/File
VST2018-57FFSSTR	Storage Cabinet	File/File
VST2018-57FFSSTL	Storage Cabinet	File/File

Tall Storage Cabinets (continued):		Drawer Configuration
Model	Description	Single Pedestal Width
VST2018-84BBFO	Storage Cabinet	Box/Box/File
VST2018-84FFO	Storage Cabinet	File/File
VST2018-84BBFTR	Storage Cabinet	Box/Box/File
VST2018-84BBFTL	Storage Cabinet	Box/Box/File
VST2018-72BBFO	Storage Cabinet	Box/Box/File
VST2018-72FFO	Storage Cabinet	File/File
VST2018-72BBFTR	Storage Cabinet	Box/Box/File
VST2018-72BBFTL	Storage Cabinet	Box/Box/File
VST2018-57BBFO	Storage Cabinet	Box/Box/File
VST2018-57FFO	Storage Cabinet	File/File
VST2018-57BBFTR	Storage Cabinet	Box/Box/File
VST2018-57BBFTL	Storage Cabinet	Box/Box/File
VST2018-84FFTR	Storage Cabinet	File/File
VST2018-84FFTL	Storage Cabinet	File/File
VST2018-72FFTR	Storage Cabinet	File/File
VST2018-72FFTL	Storage Cabinet	File/File
VST2018-57FFTR	Storage Cabinet	File/File
VST20418-57FFTL	Storage Cabinet	File/File
VST2030-84WR	Wardrobe	(Right) Box/Box/File
VST2030-84WL	Wardrobe	(Left) Box/Box/File
VST2030-72WR	Wardrobe	(Right) Box/Box/File
VST2030-72WL	Wardrobe	(Left) Box/Box/File
VST2030-57WR	Wardrobe	(Right) Box/Box/File
VST2030-57WL	Wardrobe	(Left) Box/Box/File

Interior Drawer Dimensions	Depth	Width	Height
Box	15"	14 ⁵ / ₁₆ "	3 ³ / ₄ "
File	15"	14 ⁵ / ₁₆ "	9 ¹ / ₈ "
Lateral File	15"	26 ³ / ₁₆ "	9 ¹ / ₈ "

Filing Options (Diagram 3)



Vision Product Information

Modular Pedestals			Interior Drawer Dimensions									File Option Diagram Reference #
Model	Description	Drawer Configuration	Box			File			Lateral File			
			d	w	h	d	w	h	d	w	h	
VST1630MBBF	Desk Pedestal	Box/Box/File	21"	12"	3¼"	21"	12"	9⅝"	n/a			1
VST1630MFF	Desk Pedestal	File/File		n/a		21"	12"	9⅝"	n/a			1
VST1624MBBF	Credenza Pedestal	Box/Box/File	15"	12"	3¼"	15"	12"	9⅝"	n/a			2
VST1624MFF	Credenza Pedestal	File/File		n/a		15"	12"	9⅝"	n/a			2
VST3624MLF	Lateral File- 36" Wide	Lat. File/Lat. File		n/a			n/a		15"	32⅝"	9⅝"	5
VST3024MLF	Lateral File- 30" Wide	Lat. File/Lat. File		n/a			n/a		15"	26⅝"	9⅝"	6
VST3624MBSC	Buffet Credenza	2 Top Box Drawers	15"	14¾"	3¼"		n/a		n/a			n/a
VST1636MBBF	Desk Pedestal	Box/Box/File	21"	12"	3¼"	21"	12"	9⅝"	n/a			1
VST1636MFF	Desk Pedestal	File/File		n/a		21"	12"	9⅝"	n/a			1
VST1620MBBF	Credenza Pedestal	Box/Box/File	15"	12"	3¼"	15"	12"	9⅝"	n/a			2
VST1620MFF	Credenza Pedestal	File/File		n/a		15"	12"	9⅝"	n/a			2
VST3620MBSC	Buffet Credenza	2 Top Box Drawers	15"	14¾"	3¼"		n/a		n/a			n/a
VST3620MLF	Lateral File- 36" Wide	Lat. File/Lat. File		n/a			n/a		15"	32⅝"	9⅝"	5
VST3020MLF	Lateral File- 30" Wide	Lat. File/Lat. File		n/a			n/a		15"	26⅝"	9⅝"	6
VST3020MRM	Multi-File Pedestal	(right) Box/Box/File/Lat. File	15"	12"	3¼"	15"	12"	9⅝"	15"	26⅝"	9⅝"	3
VST3020MLM	Multi-File Pedestal	(left) Box/Box/File/Lat. File	15"	12"	3¼"	15"	12"	9⅝"	15"	26⅝"	9⅝"	3

Vision Product Information

Finish and Reference Codes - Summary

Select	Code	Select	Code	Select	Code
Essentials Veneer Collection		Wood Grain Laminates		Solid Wood Finishes	
Brickdust	BRK	Belair	BEL	Barrel	BAR
Cask	CSK	Brickdust	BRK	Brickdust	BRK
Clay	CLY	Cask	CSK	Buff	BUF
Fawn	FAW	Clay	CLY	Cask	CSK
Flax	FLX	Egret	EGR	Cinder	CND
Flint	FLN	Fawn	FAW	Clay	CLY
Loft	LOF	Flint	FLN	Egret	EGR
Mesa	MES	Florence Walnut	FLO	Fawn	FAW
Mineral	MIN	Loft	LOF	Flax	FLX
Mocha	MCH	Mesa	MES	Flint	FLN
Outback	OBK	Mineral	MIN	Florence Walnut	FLO
Pilsner	PIL	Mocha	MCH	Loft	LOF
Sienna	SIE	Outback	OBK	Mesa	MES
Truffle	TRF	Pilsner	PIL	Mineral	MIN
Umber	UMB	Pinnacle Walnut	PIN	Mocha	MCH
Valley	VAL	Umber	UMB	Outback	OBK
		Valley	VAL	Pilsner	PIL
		Walnut Heights	WLH	Pinnacle Walnut	PIN
		Weathered Ash	WEA	Raven	RAV
				Rye	RYE
Artisan Veneer Collection		Solid Laminates			
Barrel	BAR	Alabaster	ALB	Sable	SAB
Buff	BUF	Black	BLK	Saddle	SAD
Cinder	CND	Bridal Blanco	BBL	Sienna	SIE
Egret	EGR	Designer White	DWH	Truffle	TRF
Raven	RAV	Shadow	SHD	Umber	UMB
Rye	RYE	Slate Grey	SLG	Valley	VAL
Sable	SAB	Zen Grey	ZEN	Walnut Heights	WLH
Saddle	SAD				
				Neutral Paint Colors	
				Backdrop	BKD
				Black Fox	BFX
				Bright White	BWH
				Chatroom	CHT
				Gale Force	GAL
				Greek Villa	GRV
				Nonchalant White	NWH
				Silverplate	SVP
				Skyline Steel	SKS
				Storm	STM
				Tricorn Black	TRC
				Universal Khaki	UKH

Vision Product Information

Finish and Reference Codes - Summary

Select	Code
Pull & Finish Codes	
Bar- Matte Nickel	MBK
Bar- Polished Nickel	PNK
Sweep- Matte Black	MBK
Sweep- Matte Nickel	MNK
Delve- Matte Black	MBK
Delve- Arctic Silver	ASL
Delve- Pewter	PEW
Delve- Soft Nickel	SNK
Delve- Soft Bronze	SBZ
Delve- Aged Bronze	ABZ
Delve- Gold	GLD
Prospect- Matte Black	MBK
Prospect- Arctic Silver	ASL
Prospect- Pewter	PEW
Prospect- Matte Nickel	MNL
Prospect- Soft Nickel	SNK
Prospect- Soft Bronze	SBZ
Prospect- Aged Bronze	ABZ
Prospect- Gold	GLD
Grommet Finish	
Matte Black	MBK
Arctic Silver	ASL
Drawer Box	
Wood Drawers	DRM001
Vinyl Wrapped Drawers	DRM002

Select	Code
Overhead Cabinet Doors - Glass Options	
Frosted- Aluminum Frame	
White Back Painted- Aluminum Frm	
Clear- Wood Frame	
Metal Colors	
Matte Black	MBK
Arctic Silver	ASL
Peninsula Supports	
Column Base- Matte Black	MBK
Column Base- Arctic Silver	ASL
Dowel Base- Matte Black	MBK
Dowel Base- Arctic Silver	ASL
Dowel Base- Pewter	PEW
Dowel Base- Soft Nickel	SNK
Dowel Base- Soft Bronze	SBZ
Dowel Base- Aged Bronze	ABZ
Dowel Base- Gold	GLD
Executive Base- Matte Black	MBK
Executive Base- Arctic Silver	ASL
Executive Base- Pewter	PEW
Executive Base- Soft Nickel	SNK
Executive Base- Soft Bronze	SBZ
Executive Base- Aged Bronze	ABZ
Executive Base- Gold	GLD
Perimeter Base- Chrome	CHR
Rectangular Base- Matte Black	MBK
Rectangular Base- Arctic Silver	ASL
Rectangular Base- Pewter	PEW
Rectangular Base- Soft Nickel	SNK
Rectangular Base- Soft Bronze	SBZ
Rectangular Base- Aged Bronze	ABZ
Rectangular Base- Gold	GLD

Select	Code
Adjustable Height Table Base Finish	
Electric	
Matte Black	MBK
Arctic Silver	ASL
White	WH
Pneumatic	
Alloy	ALY
Matte Black	MBK

Vision Product Information

Commonly Requested Modifications:

Price

Material/Finish

Low sheen finish on veneer models.	5% Upcharge
Upgrade HPL worksurface to Black Matte HPL - Wilsonart Traceless 15505-31	Add \$26/SQ FT Top width (inches) x top length (inches)/144 = sq ft per top
JSI solid color powdercoat	
Fixed height metal leg (per model #)	Add \$62 list for any of the JSI extended powdercoat bright colors
Drawer pull (per pull)	Add \$62 list for any of the JSI extended powdercoat bright colors
Top grommet cap (per grommet)	Add \$62 list for any of the JSI extended powdercoat bright colors

Size or Configuration

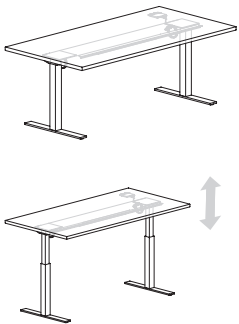
Size change- increase or decrease width 6" or less	Add 20% list
Units not to exceed 96" wide	
TFL, HPL, veneer width only; must not affect drawer size, Glass or metal components	
Change modular lateral file pedestal to BBF drawer config	Add \$198 list
Soft close hinges	Add \$42 list per door
Soft close drawers (not available for lateral file).	Add \$93 list per Drawer

Additional Access Cut Outs

Worksurface grommet in non-standard location (contact customer service for approval of location)	Add \$118 list per location
10" x 10" wall access cut out in modesty panel	Add \$209 list
Door cabinet back panel ventilation slots	
For 1 or 2 door cabinet (single cavity cabinet)	Add \$355 list
For 3 or 4 door cabinet (two cavity cabinet)	Add \$476 list

Description	D	W	H	CTN WT	CU FT	① Model	TFL Laminate	HPL Laminate	Essentials Veneer	Artisan Veneer
Electric Adjustable Height Table Desk - Standard Range  	36	72	Adj	196	12	VST3672AHTD-S	\$1,601	\$1,770		
	36	72	Adj	196	12	VSV3672AHTD-S			\$2,049	\$2,160
	30	84	Adj	196	12	VST3084AHTD-S	\$1,465	\$1,622		
	30	84	Adj	196	12	VSV3084AHTD-S			\$2,086	\$2,203
	30	78	Adj	196	12	VST3078AHTD-S	\$1,455	\$1,588		
	30	78	Adj	196	12	VSV3078AHTD-S			\$1,994	\$2,103
	30	72	Adj	187	12	VST3072AHTD-S	\$1,443	\$1,554		
	30	72	Adj	187	12	VSV3072AHTD-S			\$1,907	\$2,006
	30	66	Adj	177	11	VST3066AHTD-S	\$1,395	\$1,518		
	30	66	Adj	177	11	VSV3066AHTD-S			\$1,829	\$1,919
	30	60	Adj	177	10	VST3060AHTD-S	\$1,346	\$1,479		
	30	60	Adj	177	10	VSV3060AHTD-S			\$1,747	\$1,829
	30	54	Adj	177	10	VST3054AHTD-S	\$1,326	\$1,445		
	30	54	Adj	177	10	VSV3054AHTD-S			\$1,664	\$1,738
	30	48	Adj	177	10	VST3048AHTD-S	\$1,304	\$1,412		
	30	48	Adj	177	10	VSV3048AHTD-S			\$1,582	\$1,647

- 27 ¾" to 47 7/16" height adjustment
- top edge profile on user and approach sides
- top grommet available, specify location; and add \$53 list each
- maximum weight rating 140 lbs. (evenly distributed load)
- push button control pad mounted right or left
- 120" power cord
- specify Matte Black (MBK) or Arctic Silver (ASL) or White (WH) base finish
- ships KD
- casters available, order AHCAST separately
- preset control available, order AH-3PDC separately

Description	D	W	H	CTN WT	CU FT	① Model	TFL Laminate	HPL Laminate	Essentials Veneer	Artisan Veneer
Electric Adjustable Height Table Desk - Standard Range 	24	84	Adj	175	13	VST2484AHTD-S	\$1,443	\$1,535		
	24	84	Adj	175	13	VSV2484AHTD-S			\$1,876	\$1,970
	24	78	Adj	166	12	VST2478AHTD-S	\$1,433	\$1,505		
	24	78	Adj	166	12	VSV2478AHTD-S			\$1,822	\$1,913
	24	72	Adj	157	10	VST2472AHTD-S	\$1,419	\$1,474		
	24	72	Adj	157	10	VSV2472AHTD-S			\$1,729	\$1,811
	24	66	Adj	151	10	VST2466AHTD-S	\$1,389	\$1,443		
	24	66	Adj	151	10	VSV2466AHTD-S			\$1,695	\$1,772
	24	60	Adj	144	9	VST2460AHTD-S	\$1,350	\$1,414		
	24	60	Adj	144	9	VSV2460AHTD-S			\$1,625	\$1,696
	24	54	Adj	144	9	VST2454AHTD-S	\$1,312	\$1,386		
	24	54	Adj	144	9	VSV2454AHTD-S			\$1,614	\$1,684
	24	48	Adj	144	9	VST2448AHTD-S	\$1,288	\$1,358		
	24	48	Adj	144	9	VSV2448AHTD-S			\$1,546	\$1,608

- 27 ¾" to 47 7/16" height adjustment
- top edge profile on user and approach sides
- top grommet available, specify location; and add \$53 list each
- maximum weight rating 140 lbs. (evenly distributed load)
- push button control pad mounted right or left
- 120" power cord
- specify Matte Black (MBK) or Arctic Silver (ASL) or White (WH) base finish
- ships KD
- casters available, order AHCAST separately
- preset control available, order AH-3PDC separately

To Order, Specify:

① Model Number Laminate - VST Veneer - VSV

- ② Worksurface Material (see page [VI3](#))
 - a.) TFL
 - b.) HPL
- ③ Laminate Color (see page [VI3](#))
 - a.) Worksurface Color
 - b.) Chassis Color
 - c.) Drawer Color
- ② Finish Color (see page [VI1](#))

- ④ Edge Profile (see page [VI4](#))
- ⑤ Pull Style and Color (see page [VI5](#))
- ⑥ Optional Grommet Location & Color (see page [VI6](#))
- ⑦ Other Product Options (see page [VI10](#))
- ⑧ Accessories (see page [VS314](#))
- ⑨ Power and Data Options (see page [VS324](#))

Description	D	W	H	CTN WT	CU FT	① Model	TFL Laminate	HPL Laminate	Essentials Veneer	Artisan Veneer
Electric Adjustable Height Table Desk - Extended Range  	36	72	Adj	196	12	VST3672AHTD-E	\$1,755	\$2,004		
	36	72	Adj	196	12	VSV3672AHTD-E			\$2,203	\$2,315
	30	84	Adj	196	12	VST3084AHTD-E	\$1,620	\$1,776		
	30	84	Adj	196	12	VSV3084AHTD-E			\$2,242	\$2,358
	30	78	Adj	196	12	VST3078AHTD-E	\$1,609	\$1,742		
	30	78	Adj	196	12	VSV3078AHTD-E			\$2,149	\$2,257
	30	72	Adj	187	12	VST3072AHTD-E	\$1,598	\$1,709		
	30	72	Adj	187	12	VSV3072AHTD-E			\$2,063	\$2,160
	30	66	Adj	177	11	VST3066AHTD-E	\$1,549	\$1,672		
	30	66	Adj	177	11	VSV3066AHTD-E			\$1,983	\$2,073
	30	60	Adj	177	10	VST3060AHTD-E	\$1,500	\$1,633		
	30	60	Adj	177	10	VSV3060AHTD-E			\$1,901	\$1,983
	30	54	Adj	177	10	VST3054AHTD-E	\$1,480	\$1,600		
	30	54	Adj	177	10	VSV3054AHTD-E			\$1,818	\$1,893
	30	48	Adj	177	10	VST3048AHTD-E	\$1,458	\$1,567		
	30	48	Adj	177	10	VSV3048AHTD-E			\$1,737	\$1,802

- 22 7/8" to 48 7/8" height adjustment
- top edge profile on user and approach sides
- top grommet available, specify location; and add \$53 list each
- maximum weight rating 140 lbs. (evenly distributed load)
- push button control pad mounted right or left
- key pad features height display with three memory settings
- display will reference position to the nearest 1/2"
- 120" power cord
- specify Matte Black (MBK) or Arctic Silver (ASL) or White (WH) base finish
- ships KD
- casters available, order AHCAST separately

Description	D	W	H	CTN WT	CU FT	① Model	TFL Laminate	HPL Laminate	Essentials Veneer	Artisan Veneer
Electric Adjustable Height Table Desk - Extended Range 	24	84	Adj	151	12	VST2484AHTD-E	\$1,598	\$1,689		
	24	84	Adj	151	12	VSV2484AHTD-E			\$2,030	\$2,126
	24	78	Adj	151	12	VST2478AHTD-E	\$1,587	\$1,659		
	24	78	Adj	151	12	VSV2478AHTD-E			\$1,977	\$2,067
	24	72	Adj	157	10	VST2472AHTD-E	\$1,573	\$1,628		
	24	72	Adj	157	10	VSV2472AHTD-E			\$1,884	\$1,965
	24	66	Adj	151	10	VST2466AHTD-E	\$1,543	\$1,598		
	24	66	Adj	151	10	VSV2466AHTD-E			\$1,850	\$1,926
	24	60	Adj	144	9	VST2460AHTD-E	\$1,504	\$1,568		
	24	60	Adj	144	9	VSV2460AHTD-E			\$1,780	\$1,851
	24	54	Adj	144	9	VST2454AHTD-E	\$1,466	\$1,542		
	24	54	Adj	144	9	VSV2454AHTD-E			\$1,770	\$1,838
	24	48	Adj	144	9	VST2448AHTD-E	\$1,431	\$1,512		
	24	48	Adj	144	9	VSV2448AHTD-E			\$1,700	\$1,762

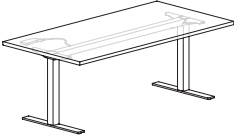
- 22 7/8" to 48 7/8" height adjustment
- top edge profile on user and approach sides
- top grommet available, specify location; and add \$53 list each
- maximum weight rating 140 lbs. (evenly distributed load)
- push button control pad mounted right or left
- key pad features height display with three memory settings
- display will reference position to the nearest 1/2"
- 120" power cord
- specify Matte Black (MBK) or Arctic Silver (ASL) or White (WH) base finish
- ships KD
- casters available, order AHCAST separately

To Order, Specify:

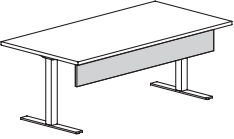
① Model Number Laminate - VST Veneer - VSV

- ② Worksurface Material (see page [V13](#))
 - a.) TFL
 - b.) HPL
- ③ Laminate Color (see page [V13](#))
 - a.) Worksurface Color
 - b.) Chassis Color
 - c.) Drawer Color
- ② Finish Color (see page [V11](#))

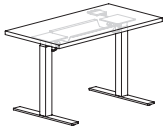
- ④ Edge Profile (see page [V14](#))
- ⑤ Pull Style and Color (see page [V15](#))
- ⑥ Optional Grommet Location & Color (see page [V16](#))
- ⑦ Other Product Options (see page [V110](#))
- ⑧ Accessories (see page [VS314](#))
- ⑨ Power and Data Options (see page [VS324](#))

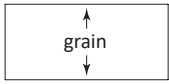
Description	D	W	H	CTN WT	CU FT	① Model	TFL Laminate	HPL Laminate	Essentials Veneer	Artisan Veneer
Pneumatic Adjustable Height Table Desk 	36	72	Adj	194	18	VST3672AHTD-PN	\$4,098	\$4,410		
	36	72	Adj	194	18	VSV3672AHTD-PN			\$5,218	\$5,740
	30	72	Adj	175	16	VST3072AHTD-PN	\$4,059	\$4,318		
	30	72	Adj	175	16	VSV3072AHTD-PN			\$4,992	\$5,492
	30	66	Adj	168	15	VST3066AHTD-PN	\$3,989	\$4,229		
	30	66	Adj	168	15	VSV3066AHTD-PN			\$4,845	\$5,331
	30	60	Adj	160	14	VST3060AHTD-PN	\$3,914	\$4,131		
	30	60	Adj	160	14	VSV3060AHTD-PN			\$4,691	\$5,162
	24	72	Adj	151	12	VST2472AHTD-PN	\$3,929	\$4,136		
	24	72	Adj	151	12	VSV2472AHTD-PN			\$4,675	\$5,144
	24	66	Adj	146	11	VST2466AHTD-PN	\$3,909	\$4,099		
	24	66	Adj	146	11	VSV2466AHTD-PN			\$4,594	\$5,054
	24	60	Adj	140	10	VST2460AHTD-PN	\$3,874	\$4,044		
	24	60	Adj	140	10	VSV2460AHTD-PN			\$4,494	\$4,944

- 27 ½” to 44 ½” height adjustment
- top edge profile on user and approach sides
- top grommet available, specify location; and add \$53 list each
- release lever mounts under edge of top
- 20 lb. lift force/max weight rating 140 lbs. (evenly distributed load)
- specify Matte Black (MBK) or Alloy (ALY) base finish
- ships KD

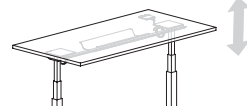
Description	D	W	H	CTN WT	CU FT	① Model	Laminate	Essentials Veneer	Artisan Veneer
Modesty Panel for Adjustable Height Table 	¾	76	9	20	3	VST0976TDM	\$240		
	¾	76	9	20	3	VSV0976TDM		\$419	\$461
	¾	70	9	20	3	VST0970TDM	\$233		
	¾	70	9	20	3	VSV0970TDM		\$408	\$451
	¾	64	9	18	2	VST0964TDM	\$228		
	¾	64	9	18	2	VSV0964TDM		\$395	\$435
	¾	58	9	16	3	VST0958TDM	\$224		
	¾	58	9	16	3	VSV0958TDM		\$385	\$425
	¾	52	9	14	2	VST0952TDM	\$211		
	¾	52	9	14	2	VSV0952TDM		\$371	\$409
	¾	46	9	12	2	VST0946TDM	\$197		
	¾	46	9	12	2	VSV0946TDM		\$359	\$395
	¾	40	9	10	2	VST0940TDM	\$195		
	¾	40	9	10	2	VSV0940TDM		\$351	\$387

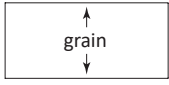
- VST0976TDM or VSV0976TDM use with 84”w adjustable height desk
- VST0970TDM or VSV0970TDM use with 78”w adjustable height desk
- VST0964TDM or VSV0964TDM use with 72”w adjustable height desk
- VST0958TDM or VSV0958TDM use with 66”w adjustable height desk
- VST0952TDM or VSV0952TDM use with 60”w adjustable height desk
- VST0946TDM or VSV0946TDM use with 54”w adjustable height desk
- VST0940TDM or VSV0940TDM use with 48”w adjustable height desk
- flat edge detail
- modesty panel bracket is always Black

Description	D	W	H	CTN WT	CU FT	① Model	TFL Laminate	HPL Laminate	Essentials Veneer	Artisan Veneer
Electric Adjustable Height Bridge - Standard Range 	24	58	Adj	90	9	VST2458AHB-S	\$1,350	\$1,414		
	24	58	Adj	90	9	VSV2458AHB-S			\$1,625	\$1,696
	24	52	Adj	85	8	VST2452AHB-S	\$1,312	\$1,386		
	24	52	Adj	85	8	VSV2452AHB-S			\$1,614	\$1,684
	24	46	Adj	85	8	VST2446AHB-S	\$1,288	\$1,358		
	24	46	Adj	85	8	VSV2446AHB-S			\$1,546	\$1,608



- 27³/₄" to 47⁷/₁₆" height adjustment
- top edge profile on user and approach sides
- top grommet available, specify location; and add \$53 list each
- maximum weight rating 140 lbs. (evenly distributed load)
- push button control pad mounted right or left
- 120" power cord
- specify Matte Black (MBK), Arctic Silver (ASL) or White (WH) base finish
- ships KD
- 1" gap between credenza or desk top avoids pinch point
- casters available, order AHCAST separately
- preset control available, order AH-3PDC separately

Electric Adjustable Height Bridge - Extended Range 	24	58	Adj	144	9	VST2458AHB-E	\$1,504	\$1,568		
	24	58	Adj	144	9	VSV2458AHB-E			\$1,780	\$1,851
	24	52	Adj	138	9	VST2452AHB-E	\$1,466	\$1,542		
	24	52	Adj	138	9	VSV2452AHB-E			\$1,770	\$1,838
	24	46	Adj	90	9	VST2446AHB-E	\$1,431	\$1,512		
	24	46	Adj	90	9	VSV2446AHB-E			\$1,700	\$1,762



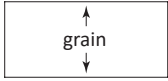
- 22⁷/₈" to 48⁷/₈" height adjustment
- top edge profile on user and approach sides
- top grommet available, specify location, and add \$53 list each
- maximum weight rating 140 lbs. (evenly distributed load)
- push button control pad mounted right or left
- key pad features height display with three memory settings
- display will reference position to the nearest 1/2"
- 1" gap between credenza or desk top avoids pinch point
- 120" power cord
- specify Matte Black (MBK), Arctic Silver (ASL) or White (WH) base finish
- ships KD
- casters available, order AHCAST separately

To Order, Specify:

① Model Number Laminate - VST Veneer - VSV

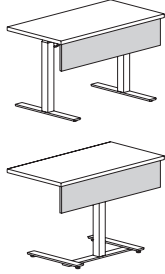
- | | | |
|--|---|--|
| <ul style="list-style-type: none"> ② Worksurface Material (see page VI3) <ul style="list-style-type: none"> a.) TFL b.) HPL ③ Laminate Color (see page VI3) <ul style="list-style-type: none"> a.) Worksurface Color b.) Chassis Color c.) Drawer Color | <ul style="list-style-type: none"> ② Finish Color (see page VI1) | <ul style="list-style-type: none"> ④ Edge Profile (see page VI4) ⑤ Pull Style and Color (see page VI5) ⑥ Optional Grommet Location & Color (see page VI6) ⑦ Other Product Options (see page VI10) ⑧ Accessories (see page VS314) ⑨ Power and Data Options (see page VS324) |
|--|---|--|

Description	D	W	H	CTN WT	CU FT	① Model	TFL Laminate	HPL Laminate	Essentials Veneer	Artisan Veneer
Pneumatic Adjustable Height Bridge	24	46	Adj	90	9	VST2446AHB-PN	\$2,994	\$3,128		
	24	46	Adj	90	9	VSV2446AHB-PN			\$4,103	\$4,513
	24	40	Adj	85	8	VST2440AHB-PN	\$2,927	\$3,027		
	24	40	Adj	85	8	VSV2440AHB-PN			\$4,002	\$4,404



- 27 ½" to 44 ½" height adjustment
- top grommet available, specify location, and add \$53 list each
- top edge profile on user and approach sides
- release lever mounts under edge of top
- may be used in place of standard bridge
- 1" gap between credenza or desk top avoids pinch point
- can be used as freestanding table
- 20 lb. lift force/max weight rating 140 lbs. (evenly distributed load)
- specify Matte Black (MBK) or Alloy (ALY) base finish
- ships KD

Description	D	W	H	CTN WT	CU FT	① Model	Laminate	Essentials Veneer	Artisan Veneer
Modesty Panel for Adjustable Height Bridge	¾	46	9	12	2	VST0946TDM	\$197		
	¾	46	9	12	2	VSV0946TDM		\$359	\$395
	¾	40	9	10	2	VST0940TDM	\$195		
	¾	40	9	10	2	VSV0940TDM		\$351	\$387



- VST0946TDM use with 46”w adjustable height bridge
- VST0940TDM use with 40”w adjustable height bridge
- modesty panel bracket is always Black

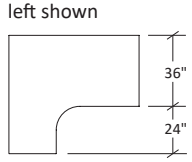
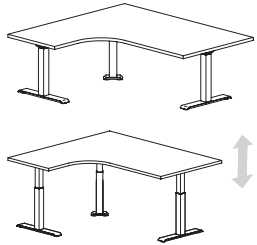
To Order, Specify:

① Model Number Laminate - VST Veneer - VSV

- ② Worksurface Material (see page [V13](#))
 - a.) TFL
 - b.) HPL
- ③ Laminate Color (see page [V13](#))
 - a.) Worksurface Color
 - b.) Chassis Color
 - c.) Drawer Color
- ④ Finish Color (see page [V11](#))

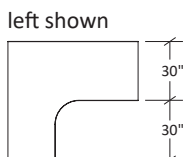
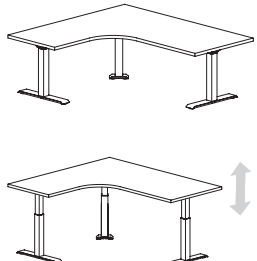
- ④ Edge Profile (see page [V14](#))
- ⑤ Pull Style and Color (see page [V15](#))
- ⑥ Base Finish (see page [V139](#))
- ⑦ Optional Grommet Location & Color (see page [V16](#))
- ⑧ Other Product Options (see page [V110](#))
- ⑨ Accessories (see page [VS314](#))
- ⑩ Power and Data Options (see page [VS324](#))

Description	D	W	H	CTN WT	CU FT	① Model	TFL Laminate	HPL Laminate	Essentials Veneer	Artisan Veneer
Adjustable Height Corner Table - 90° One Piece Top - Standard Range - 36" d Desk	60	72	Adj	240	12	VST3672CT24AHR-S	\$2,675	\$2,887		
	60	72	Adj	240	12	VSV3672CT24AHR-S			\$3,270	\$3,442
	60	72	Adj	240	12	VST3672CT24AHL-S	\$2,675	\$2,887		
	60	72	Adj	240	12	VSV3672CT24AHL-S			\$3,270	\$3,442
	60	66	Adj	227	12	VST3666CT24AHR-S	\$2,644	\$2,841		
	60	66	Adj	227	12	VSV3666CT24AHR-S			\$3,199	\$3,365
	60	66	Adj	227	12	VST3666CT24AHL-S	\$2,644	\$2,841		
	60	66	Adj	227	12	VSV3666CT24AHL-S			\$3,199	\$3,365
	60	60	Adj	213	12	VST3660CT24AHR-S	\$2,615	\$2,795		
	60	60	Adj	213	12	VSV3660CT24AHR-S			\$3,160	\$3,323
	60	60	Adj	213	12	VST3660CT24AHL-S	\$2,615	\$2,795		
	60	60	Adj	213	12	VSV3660CT24AHL-S			\$3,160	\$3,323

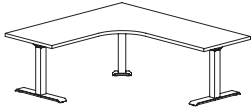
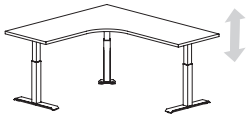
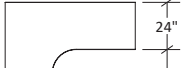


- 27³/₄" to 47⁷/₁₆" height adjustment
- top edge profile on user and approach sides
- top grommet available, specify location; and add \$53 list each
- maximum weight rating 140 lbs. (evenly distributed load)
- push button control pad mounted right or left
- 120" power cord
- specify Matte Black (MBK), Arctic Silver (ASL) or White (WH) base finish
- ships KD
- preset control available, order AH-3PDC separately

Adjustable Height Corner Table - 90° One Piece Top - Standard Range - 30" d Desk	60	72	Adj	240	12	VST3072CT30AHR-S	\$2,675	\$2,887		
	60	72	Adj	240	12	VSV3072CT30AHR-S			\$3,270	\$3,442
	60	72	Adj	240	12	VST3072CT30AHL-S	\$2,675	\$2,887		
	60	72	Adj	240	12	VSV3072CT30AHL-S			\$3,270	\$3,442
	60	66	Adj	227	12	VST3066CT30AHR-S	\$2,644	\$2,841		
	60	66	Adj	227	12	VSV3066CT30AHR-S			\$3,199	\$3,365
	60	66	Adj	227	12	VST3066CT30AHL-S	\$2,644	\$2,841		
	60	66	Adj	227	12	VSV3066CT30AHL-S			\$3,199	\$3,365
	60	60	Adj	213	12	VST3060CT30AHR-S	\$2,615	\$2,795		
	60	60	Adj	213	12	VSV3060CT30AHR-S			\$3,160	\$3,323
	60	60	Adj	213	12	VST3060CT30AHL-S	\$2,615	\$2,795		
	60	60	Adj	213	12	VSV3060CT30AHL-S			\$3,160	\$3,323



- 27³/₄" to 47⁷/₁₆" height adjustment
- top edge profile on user and approach sides
- top grommet available, specify location; and add \$53 list each
- maximum weight rating 140 lbs. (evenly distributed load)
- push button control pad mounted right or left
- 120" power cord
- specify Matte Black (MBK), Arctic Silver (ASL) or White (WH) base finish
- ships KD
- preset control available, order AH-3PDC separately

Description	D	W	H	CTN WT	CU FT	① Model	TFL Laminate	HPL Laminate	Essentials Veneer	Artisan Veneer
Adjustable Height Corner Table - 90° One Piece Top - Standard Range - 24" d Desk   left shown 	60	72	Adj	232	12	VST2472CT36AHR-S	\$2,675	\$2,887		
	60	72	Adj	232	12	VSV2472CT36AHR-S			\$3,270	\$3,442
	60	72	Adj	232	12	VST2472CT36AHL-S	\$2,675	\$2,887		
	60	72	Adj	232	12	VSV2472CT36AHL-S			\$3,270	\$3,442
	60	66	Adj	222	12	VST2466CT36AHR-S	\$2,644	\$2,841		
	60	66	Adj	222	12	VSV2466CT36AHR-S			\$3,199	\$3,365
	60	66	Adj	222	12	VST2466CT36AHL-S	\$2,644	\$2,841		
	60	66	Adj	222	12	VSV2466CT36AHL-S			\$3,199	\$3,365
	60	60	Adj	207	12	VST2460CT36AHR-S	\$2,615	\$2,795		
	60	60	Adj	207	12	VSV2460CT36AHR-S			\$3,160	\$3,323
	60	60	Adj	207	12	VST2460CT36AHL-S	\$2,615	\$2,795		
	60	60	Adj	207	12	VSV2460CT36AHL-S			\$3,160	\$3,323

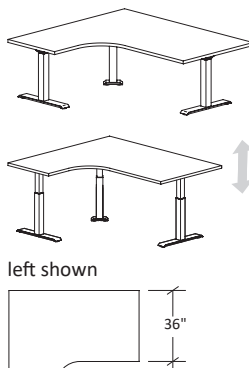
- 27¾" to 47⅞" height adjustment
- top edge profile on user and approach sides
- top grommet available, specify location; and add \$53 list each
- maximum weight rating 140 lbs. (evenly distributed load)
- push button control pad mounted right or left
- 120" power cord
- specify Matte Black (MBK), Arctic Silver (ASL) or White (WH) base finish
- ships KD
- preset control available, order AH-3PDC separately

To Order, Specify:

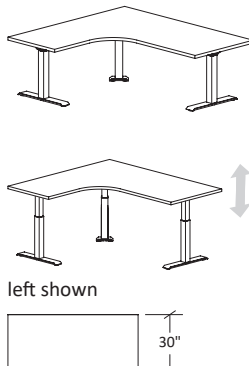
① Model Number Laminate - VST Veneer - VSV

- ② Worksurface Material (see page [V13](#))
 - a.) TFL
 - b.) HPL
- ③ Laminate Color (see page [V13](#))
 - a.) Worksurface Color
 - b.) Chassis Color
 - c.) Drawer Color
- ② Finish Color (see page [V11](#))

- ④ Edge Profile (see page [V14](#))
- ⑤ Pull Style and Color (see page [V15](#))
- ⑥ Base Finish (see page [V139](#))
- ⑦ Optional Grommet Location & Color (see page [V16](#))
- ⑧ Other Product Options (see page [V110](#))
- ⑨ Accessories (see page [VS314](#))
- ⑩ Power and Data Options (see page [VS324](#))

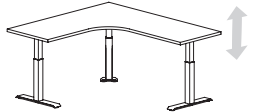
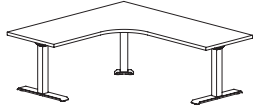
Description	D	W	H	CTN WT	CU FT	① Model	TFL Laminate	HPL Laminate	Essentials Veneer	Artisan Veneer
Adjustable Height Corner Table - 90° One Piece Top - Extended Range - 36" d Desk  <p>left shown</p>	60	72	Adj	259	33	VST3672CT24AHR-E	\$2,891	\$3,103		
	60	72	Adj	259	33	VSV3672CT24AHR-E			\$3,486	\$3,659
	60	72	Adj	259	33	VST3672CT24AHL-E	\$2,891	\$3,103		
	60	72	Adj	259	33	VSV3672CT24AHL-E			\$3,486	\$3,659
	60	66	Adj	240	31	VST3666CT24AHR-E	\$2,861	\$3,057		
	60	66	Adj	240	31	VSV3666CT24AHR-E			\$3,415	\$3,581
	60	66	Adj	240	31	VST3666CT24AHL-E	\$2,861	\$3,057		
	60	66	Adj	240	31	VSV3666CT24AHL-E			\$3,415	\$3,581
	60	60	Adj	231	28	VST3660CT24AHR-E	\$2,830	\$3,011		
	60	60	Adj	231	28	VSV3660CT24AHR-E			\$3,376	\$3,539
	60	60	Adj	231	28	VST3660CT24AHL-E	\$2,830	\$3,011		
	60	60	Adj	231	28	VSV3660CT24AHL-E			\$3,376	\$3,539

- 22 7/8" to 48 7/8" height adjustment
- top edge profile on user and approach sides
- top grommet available, specify location; and add \$53 list each
- maximum weight rating 140 lbs. (evenly distributed load)
- push button control pad mounted right or left
- key pad features height display with three memory settings
- display will reference position to the nearest 1/2"
- 120" power cord
- specify Matte Black (MBK) or Arctic Silver (ASL) or White (WH) base finish
- ships KD

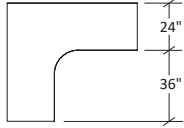
Adjustable Height Corner Table - 90° One Piece Top - Extended Range - 30" d Desk  <p>left shown</p>	60	72	Adj	234	33	VST3072CT30AHR-E	\$2,891	\$3,103		
	60	72	Adj	234	33	VSV3072CT30AHR-E			\$3,486	\$3,659
	60	72	Adj	234	33	VST3072CT30AHL-E	\$2,891	\$3,103		
	60	72	Adj	234	33	VSV3072CT30AHL-E			\$3,486	\$3,659
	60	66	Adj	230	31	VST3066CT30AHR-E	\$2,861	\$3,057		
	60	66	Adj	230	31	VSV3066CT30AHR-E			\$3,415	\$3,581
	60	66	Adj	230	31	VST3066CT30AHL-E	\$2,861	\$3,057		
	60	66	Adj	230	31	VSV3066CT30AHL-E			\$3,415	\$3,581
	60	60	Adj	222	28	VST3060CT30AHR-E	\$2,830	\$3,011		
	60	60	Adj	222	28	VSV3060CT30AHR-E			\$3,376	\$3,539
	60	60	Adj	222	28	VST3060CT30AHL-E	\$2,830	\$3,011		
	60	60	Adj	222	28	VSV3060CT30AHL-E			\$3,376	\$3,539

- 22 7/8" to 48 7/8" height adjustment
- top edge profile on user and approach sides
- top grommet available, specify location; and add \$53 list each
- maximum weight rating 140 lbs. (evenly distributed load)
- push button control pad mounted right or left
- key pad features height display with three memory settings
- display will reference position to the nearest 1/2"
- 120" power cord
- specify Matte Black (MBK), Arctic Silver (ASL) or White (WH) base finish
- ships KD

Description	D	W	H	CTN WT	CU FT	① Model	TFL Laminate	HPL Laminate	Essentials Veneer	Artisan Veneer
Adjustable Height Corner Table 90° One Piece Top - Extended Range - 24" d Desk	60	72	Adj	225	33	VST2472CT36AHR-E	\$2,891	\$3,103		
	60	72	Adj	225	33	VSV2472CT36AHR-E			\$3,486	\$3,659
	60	72	Adj	225	33	VST2472CT36AHL-E	\$2,891	\$3,103		
	60	72	Adj	225	33	VSV2472CT36AHL-E			\$3,486	\$3,659
	60	66	Adj	220	31	VST2466CT36AHR-E	\$2,861	\$3,057		
	60	66	Adj	220	31	VSV2466CT36AHR-E			\$3,415	\$3,581
	60	66	Adj	220	31	VST2466CT36AHL-E	\$2,861	\$3,057		
	60	66	Adj	220	31	VSV2466CT36AHL-E			\$3,415	\$3,581
	60	60	Adj	214	28	VST2460CT36AHR-E	\$2,830	\$3,011		
	60	60	Adj	214	28	VSV2460CT36AHR-E			\$3,376	\$3,539
	60	60	Adj	214	28	VST2460CT36AHL-E	\$2,830	\$3,011		
	60	60	Adj	214	28	VSV2460CT36AHL-E			\$3,376	\$3,539



left shown

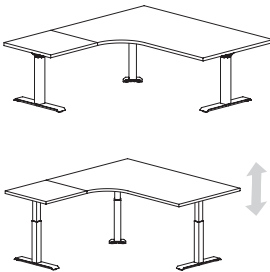
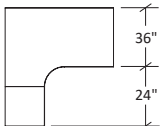


- 22 $\frac{3}{8}$ " to 48 $\frac{3}{8}$ " height adjustment
- top edge profile on user and approach sides
- top grommet available, specify location; and add \$53 list each
- maximum weight rating 140 lbs. (evenly distributed load)
- push button control pad mounted right or left
- key pad features height display with three memory settings
- display will reference position to the nearest $\frac{1}{2}$ "
- 120" power cord
- specify Matte Black (MBK), Arctic Silver (ASL) or White (WH) base finish
- ships KD

To Order, Specify:

① Model Number Laminate - VST Veneer - VSV

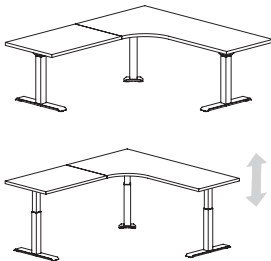

- | | | |
|---|--|--|
| <p>② Worksurface Material (see page V13)</p> <p>a.) TFL</p> <p>b.) HPL</p> <p>③ Laminate Color (see page V13)</p> <p>a.) Worksurface Color</p> <p>b.) Chassis Color</p> <p>c.) Drawer Color</p> | <p>② Finish Color (see page V11)</p> | <p>④ Edge Profile (see page V14)</p> <p>⑤ Pull Style and Color (see page V15)</p> <p>⑥ Base Finish (see page V139)</p> <p>⑦ Optional Grommet Location & Color (see page V16)</p> <p>⑧ Other Product Options (see page V110)</p> <p>⑨ Accessories (see page VS314)</p> <p>⑩ Power and Data Options (see page VS324)</p> |
|---|--|--|

Description	D	W	H	CTN WT	CU FT	① Model	TFL Laminate	HPL Laminate	Essentials Veneer	Artisan Veneer
Adjustable Height Corner Table - 90° Two Piece Top - Standard Range - 36" d Desk  left shown 	72	60	Adj	209	16	VST3672CT36AHR-S	\$2,832	\$3,052		
	72	72	Adj	288	19	VSV3672CT36AHR-S			\$3,729	\$3,947
	72	72	Adj	288	19	VST3672CT36AHL-S	\$2,832	\$3,052		
	72	72	Adj	288	19	VSV3672CT36AHL-S			\$3,729	\$3,947
	72	66	Adj	219	18	VST3666CT36AHR-S	\$2,807	\$3,016		
	72	66	Adj	219	18	VSV3666CT36AHR-S			\$3,668	\$3,881
	72	66	Adj	219	18	VST3666CT36AHL-S	\$2,807	\$3,016		
	72	66	Adj	219	18	VSV3666CT36AHL-S			\$3,668	\$3,881
	72	60	Adj	209	16	VST3660CT36AHR-S	\$2,783	\$2,979		
	72	60	Adj	209	16	VSV3660CT36AHR-S			\$3,635	\$3,845
	72	60	Adj	209	16	VST3660CT36AHL-S	\$2,783	\$2,979		
	72	60	Adj	209	16	VSV3660CT36AHL-S			\$3,635	\$3,845

- 27¾" to 47⅞" height adjustment
- top edge profile on user and approach sides
- top grommet available, specify location; and add \$53 list each
- maximum weight rating 140 lbs. (evenly distributed load)
- push button control pad mounted right or left
- 120" power cord
- specify Matte Black (MBK), Arctic Silver (ASL) or White (WH) base finish
- ships KD
- preset control available, order AH-3PDC separately

Adjustable Height Corner Table - 90° Two Piece Top - Standard Range - 30" d Desk  left shown 	72	72	Adj	209	19	VST3072CT42AHR-S	\$2,795	\$3,008		
	72	72	Adj	209	19	VSV3072CT42AHR-S			\$3,663	\$3,876
	72	72	Adj	209	19	VST3072CT42AHL-S	\$2,795	\$3,008		
	72	72	Adj	209	19	VSV3072CT42AHL-S			\$3,663	\$3,876
	72	66	Adj	201	18	VST3066CT42AHR-S	\$2,770	\$2,972		
	72	66	Adj	201	18	VSV3066CT42AHR-S			\$3,605	\$3,811
	72	66	Adj	201	18	VST3066CT42AHL-S	\$2,770	\$2,972		
	72	66	Adj	201	18	VSV3066CT42AHL-S			\$3,605	\$3,811
	72	60	Adj	193	16	VST3060CT42AHR-S	\$2,746	\$2,934		
	72	60	Adj	193	16	VSV3060CT42AHR-S			\$3,573	\$3,775
	72	60	Adj	193	16	VST3060CT42AHL-S	\$2,746	\$2,934		
	72	60	Adj	193	16	VSV3060CT42AHL-S			\$3,573	\$3,775

- 27¾" to 47⅞" height adjustment
- top edge profile on user and approach sides
- top grommet available, specify location; and add \$53 list each
- maximum weight rating 140 lbs. (evenly distributed load)
- push button control pad mounted right or left
- 120" power cord
- specify Matte Black (MBK), Arctic Silver (ASL) or White (WH) base finish
- ships KD
- preset control available, order AH-3PDC separately

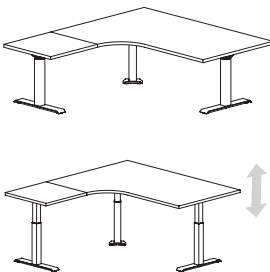
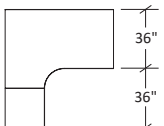
Description	D	W	H	CTN WT	CU FT	① Model	TFL Laminate	HPL Laminate	Essentials Veneer	Artisan Veneer
Adjustable Height Corner Table - 90° Two Piece Top - Standard Range - 24"d Desk  left shown 	72	72	Adj	186	17	VST2472CT48AHR-S	\$2,757	\$2,965		
	72	72	Adj	186	17	VSV2472CT48AHR-S			\$3,601	\$3,807
	72	72	Adj	186	17	VST2472CT48AHL-S	\$2,757	\$2,965		
	72	72	Adj	186	17	VSV2472CT48AHL-S			\$3,601	\$3,807
	72	66	Adj	183	16	VST2466CT48AHR-S	\$2,734	\$2,930		
	72	66	Adj	183	16	VSV2466CT48AHR-S			\$3,544	\$3,745
	72	66	Adj	183	16	VST2466CT48AHL-S	\$2,734	\$2,930		
	72	66	Adj	183	16	VSV2466CT48AHL-S			\$3,544	\$3,745
	72	60	Adj	176	16	VST2460CT48AHR-S	\$2,712	\$2,893		
	72	60	Adj	176	16	VSV2460CT48AHR-S			\$3,513	\$3,709
	72	60	Adj	176	16	VST2460CT48AHL-S	\$2,712	\$2,893		
	72	60	Adj	176	16	VSV2460CT48AHL-S			\$3,513	\$3,709

- 27¾" to 47⅞" height adjustment
- top edge profile on user and approach sides
- top grommet available, specify location; and add \$53 list each
- maximum weight rating 140 lbs. (evenly distributed load)
- push button control pad mounted right or left
- 120" power cord
- specify Matte Black (MBK), Arctic Silver (ASL) or White (WH) base finish
- ships KD
- preset control available, order AH-3PDC separately

To Order, Specify:

① Model Number Laminate - VST Veneer - VSV

- | | | |
|---|--|--|
| <p>② Worksurface Material (see page V13)</p> <p>a.) TFL</p> <p>b.) HPL</p> <p>③ Laminate Color (see page V13)</p> <p>a.) Worksurface Color</p> <p>b.) Chassis Color</p> <p>c.) Drawer Color</p> | <p>② Finish Color (see page V11)</p> | <p>④ Edge Profile (see page V14)</p> <p>⑤ Pull Style and Color (see page V15)</p> <p>⑥ Base Finish (see page V139)</p> <p>⑦ Optional Grommet Location & Color (see page V16)</p> <p>⑧ Other Product Options (see page V110)</p> <p>⑨ Accessories (see page VS314)</p> <p>⑩ Power and Data Options (see page VS324)</p> |
|---|--|--|

Description	D	W	H	CTN WT	CU FT	① Model	TFL Laminate	HPL Laminate	Essentials Veneer	Artisan Veneer
Adjustable Height Corner Table - 90° Two Piece Top - Extended Range - 36" d Desk  left shown 	72	72	Adj	255	27	VST3672CT36AHR-E	\$3,049	\$3,268		
	72	72	Adj	255	27	VSV3672CT36AHR-E			\$3,945	\$4,164
	72	72	Adj	255	27	VST3672CT36AHL-E	\$3,049	\$3,268		
	72	72	Adj	255	27	VSV3672CT36AHL-E			\$3,945	\$4,164
	72	66	Adj	247	25	VST3666CT36AHR-E	\$3,023	\$3,232		
	72	66	Adj	247	25	VSV3666CT36AHR-E			\$3,884	\$4,098
	72	66	Adj	247	25	VST3666CT36AHL-E	\$3,023	\$3,232		
	72	66	Adj	247	25	VSV3666CT36AHL-E			\$3,884	\$4,098
	72	60	Adj	237	23	VST3660CT36AHR-E	\$2,999	\$3,196		
	72	60	Adj	237	23	VSV3660CT36AHR-E			\$3,851	\$4,060
	72	60	Adj	237	23	VST3660CT36AHL-E	\$2,999	\$3,196		
	72	60	Adj	237	23	VSV3660CT36AHL-E			\$3,851	\$4,060

- 22 7/8" to 48 7/8" height adjustment
- top edge profile on user and approach sides
- top grommet available, specify location; and add \$53 list each
- maximum weight rating 140 lbs. (evenly distributed load)
- push button control pad mounted right or left
- key pad features height display with three memory settings
- display will reference position to the nearest 1/2"
- 120" power cord
- specify Matte Black (MBK), Arctic Silver (ASL) or White (WH) base finish
- ships KD

Adjustable Height Corner Table - 90° Two Piece Top - Extended Range - 30" d Desk  left shown 	72	72	Adj	223	24	VST3072CT42AHR-E	\$3,011	\$3,224		
	72	72	Adj	223	24	VSV3072CT42AHR-E			\$3,880	\$4,092
	72	72	Adj	223	24	VST3072CT42AHL-E	\$3,011	\$3,224		
	72	72	Adj	223	24	VSV3072CT42AHL-E			\$3,880	\$4,092
	72	66	Adj	213	22	VST3066CT42AHR-E	\$2,986	\$3,188		
	72	66	Adj	213	22	VSV3066CT42AHR-E			\$3,821	\$4,027
	72	66	Adj	213	22	VST3066CT42AHL-E	\$2,986	\$3,188		
	72	66	Adj	213	22	VSV3066CT42AHL-E			\$3,821	\$4,027
	72	60	Adj	203	21	VST3060CT42AHR-E	\$2,961	\$3,150		
	72	60	Adj	203	21	VSV3060CT42AHR-E			\$3,789	\$3,992
	72	60	Adj	203	21	VST3060CT42AHL-E	\$2,961	\$3,150		
	72	60	Adj	203	21	VSV3060CT42AHL-E			\$3,789	\$3,992

- 22 7/8" to 48 7/8" height adjustment
- top edge profile on user and approach sides
- top grommet available, specify location; and add \$53 list each
- maximum weight rating 140 lbs. (evenly distributed load)
- push button control pad mounted right or left
- key pad features height display with three memory settings
- display will reference position to the nearest 1/2"
- 120" power cord
- specify Matte Black (MBK), Arctic Silver (ASL) or White (WH) base finish
- ships KD

Description	D	W	H	CTN WT	CU FT	① Model	TFL Laminate	HPL Laminate	Essentials Veneer	Artisan Veneer
Adjustable Height Corner Table - 90° Two Piece Top-Extended Range - 24" d Desk   left shown 	72	72	Adj	232	21	VST2472CT48AHR-E	\$2,973	\$3,181		
	72	72	Adj	232	21	VSV2472CT48AHR-E			\$3,817	\$4,023
	72	72	Adj	232	21	VST2472CT48AHL-E	\$2,973	\$3,181		
	72	72	Adj	232	21	VSV2472CT48AHL-E			\$3,817	\$4,023
	72	66	Adj	225	20	VST2466CT48AHR-E	\$2,950	\$3,146		
	72	66	Adj	225	20	VSV2466CT48AHR-E			\$3,761	\$3,961
	72	66	Adj	225	20	VST2466CT48AHL-E	\$2,950	\$3,146		
	72	66	Adj	225	20	VSV2466CT48AHL-E			\$3,761	\$3,961
	72	60	Adj	219	\$0	VST2460CT48AHR-E	\$2,928	\$3,110		
	72	60	Adj	219	\$0	VSV2460CT48AHR-E			\$3,728	\$3,925
	72	60	Adj	219	\$0	VST2460CT48AHL-E	\$2,928	\$3,110		
	72	60	Adj	219	\$0	VSV2460CT48AHL-E			\$3,728	\$3,925

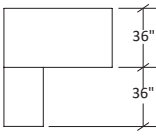
- 22 7/8" to 48 7/8" height adjustment
- top edge profile on user and approach sides
- top grommet available, specify location; and add \$53 list each
- maximum weight rating 140 lbs. (evenly distributed load)
- push button control pad mounted right or left
- key pad features height display with three memory settings
- display will reference position to the nearest 1/2"
- 120" power cord
- specify Matte Black (MBK), Arctic Silver (ASL) or White (WH) base finish
- ships KD

To Order, Specify:

① Model Number Laminate - VST Veneer - VSV

- ② Worksurface Material (see page [V13](#))
 - a.) TFL
 - b.) HPL
- ③ Laminate Color (see page [V13](#))
 - a.) Worksurface Color
 - b.) Chassis Color
 - c.) Drawer Color

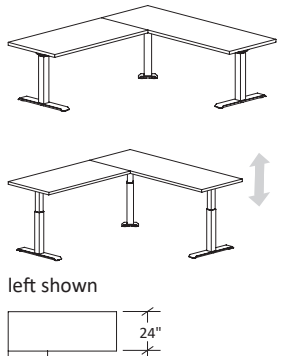
- ④ Edge Profile (see page [V14](#))
- ⑤ Pull Style and Color (see page [V15](#))
- ⑥ Base Finish (see page [V139](#))
- ⑦ Optional Grommet Location & Color (see page [V16](#))
- ⑧ Other Product Options (see page [V110](#))
- ⑨ Accessories (see page [VS314](#))
- ⑩ Power and Data Options (see page [VS324](#))

Description	D	W	H	CTN WT	CU FT	① Model	TFL Laminate	HPL Laminate	Essentials Veneer	Artisan Veneer
Adjustable Height Table & Return - 90° Two Piece Top - Standard Range - 36" d Desk  left shown 	72	72	Adj	288	16	VST3672RTAH36R-S	\$2,559	\$2,876		
	72	72	Adj	288	16	VSV3672RTAH36R-S			\$3,366	\$3,547
	72	72	Adj	288	16	VST3672RTAH36L-S	\$2,559	\$2,876		
	72	72	Adj	288	16	VSV3672RTAH36L-S			\$3,366	\$3,547
	72	66	Adj	219	16	VST3666RTAH36R-S	\$2,502	\$2,832		
	72	66	Adj	219	16	VSV3666RTAH36R-S			\$3,275	\$3,450
	72	66	Adj	219	16	VST3666RTAH36L-S	\$2,502	\$2,832		
	72	66	Adj	219	16	VSV3666RTAH36L-S			\$3,275	\$3,450
	72	60	Adj	209	15	VST3660RTAH36R-S	\$2,446	\$2,789		
	72	60	Adj	209	15	VSV3660RTAH36R-S			\$3,184	\$3,349
	72	60	Adj	209	15	VST3660RTAH36L-S	\$2,446	\$2,789		
	72	60	Adj	209	15	VSV3660RTAH36L-S			\$3,184	\$3,349

- 27¾" to 47⅞" height adjustment
- top edge profile on user and approach sides
- top grommet available, specify location; and add \$53 list each
- maximum weight rating 140 lbs. (evenly distributed load)
- push button control pad mounted right or left
- 120" power cord
- specify Matte Black (MBK), Arctic Silver (ASL) or White (WH) base finish
- ships KD
- preset control available, order AH-3PDC separately

Adjustable Height Table & Return - 90° Two Piece Top - Standard Range - 30" d Desk  left shown 	72	72	Adj	209	15	VST3072RTAH42R-S	\$2,433	\$2,704		
	72	72	Adj	209	15	VSV3072RTAH42R-S			\$3,299	\$3,475
	72	72	Adj	209	15	VST3072RTAH42L-S	\$2,433	\$2,704		
	72	72	Adj	209	15	VSV3072RTAH42L-S			\$3,299	\$3,475
	72	66	Adj	201	14	VST3066RTAH42R-S	\$2,381	\$2,663		
	72	66	Adj	201	14	VSV3066RTAH42R-S			\$3,211	\$3,377
	72	66	Adj	201	14	VST3066RTAH42L-S	\$2,381	\$2,663		
	72	66	Adj	201	14	VSV3066RTAH42L-S			\$3,211	\$3,377
	72	60	Adj	193	14	VST3060RTAH42R-S	\$2,325	\$2,619		
	72	60	Adj	193	14	VSV3060RTAH42R-S			\$3,121	\$3,279
	72	60	Adj	193	14	VST3060RTAH42L-S	\$2,325	\$2,619		
	72	60	Adj	193	14	VSV3060RTAH42L-S			\$3,121	\$3,279

- 27¾" to 47⅞" height adjustment
- top edge profile on user and approach sides
- top grommet available, specify location; and add \$53 list each
- maximum weight rating 140 lbs. (evenly distributed load)
- push button control pad mounted right or left
- 120" power cord
- specify Matte Black (MBK), Arctic Silver (ASL) or White (WH) base finish
- ships KD
- preset control available, order AH-3PDC separately

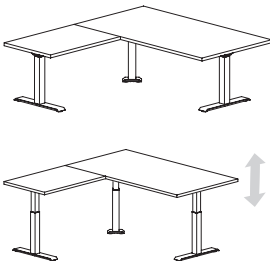

Description	D	W	H	CTN WT	CU FT	① Model	TFL Laminate	HPL Laminate	Essentials Veneer	Artisan Veneer
Adjustable Height Table & Return - 90° Two Piece Top - Standard Range - 24"d Desk  <p>left shown</p>	72	72	Adj	186	14	VST2472RTAH48R-S	\$2,407	\$2,615		
	72	72	Adj	186	14	VSV2472RTAH48R-S			\$3,102	\$3,259
	72	72	Adj	186	14	VST2472RTAH48L-S	\$2,407	\$2,615		
	72	72	Adj	186	14	VSV2472RTAH48L-S			\$3,102	\$3,259
	72	66	Adj	183	14	VST2466RTAH48R-S	\$2,373	\$2,580		
	72	66	Adj	183	14	VSV2466RTAH48R-S			\$3,063	\$3,216
	72	66	Adj	183	14	VST2466RTAH48L-S	\$2,373	\$2,580		
	72	66	Adj	183	14	VSV2466RTAH48L-S			\$3,063	\$3,216
	72	60	Adj	176	13	VST2460RTAH48R-S	\$2,331	\$2,548		
	72	60	Adj	176	13	VSV2460RTAH48R-S			\$2,988	\$3,133
	72	60	Adj	176	13	VST2460RTAH48L-S	\$2,331	\$2,548		
	72	60	Adj	176	13	VSV2460RTAH48L-S			\$2,988	\$3,133

- 27³/₄" to 47¹/₆" height adjustment
- top edge profile on user and approach sides
- top grommet available, specify location; and add \$53 list each
- maximum weight rating 140 lbs. (evenly distributed load)
- push button control pad mounted right or left
- 120" power cord
- specify Matte Black (MBK), Arctic Silver (ASL) or White (WH) base finish
- ships KD
- preset control available, order AH-3PDC separately

To Order, Specify:

① Model Number Laminate - VST Veneer - VSV

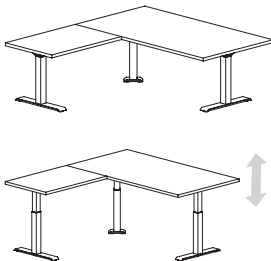
- | | | |
|---|--|--|
| <p>② Worksurface Material (see page V13)</p> <p>a.) TFL</p> <p>b.) HPL</p> <p>③ Laminate Color (see page V13)</p> <p>a.) Worksurface Color</p> <p>b.) Chassis Color</p> <p>c.) Drawer Color</p> | <p>② Finish Color (see page V11)</p> | <p>④ Edge Profile (see page V14)</p> <p>⑤ Pull Style and Color (see page V15)</p> <p>⑥ Base Finish (see page V139)</p> <p>⑦ Optional Grommet Location & Color (see page V16)</p> <p>⑧ Other Product Options (see page V110)</p> <p>⑨ Accessories (see page VS314)</p> <p>⑩ Power and Data Options (see page VS324)</p> |
|---|--|--|

Description	D	W	H	CTN WT	CU FT	① Model	TFL Laminate	HPL Laminate	Essentials Veneer	Artisan Veneer
Adjustable Height Table & Return - 90° Two Piece Top - Extended Range - 36" d Desk  left shown 	72	72	Adj	298	16	VST3672RTAH36R-E	\$2,776	\$3,093		
	72	72	Adj	298	16	VSV3672RTAH36R-E			\$3,582	\$3,764
	72	72	Adj	298	16	VST3672RTAH36L-E	\$2,776	\$3,093		
	72	72	Adj	298	16	VSV3672RTAH36L-E			\$3,582	\$3,764
	72	66	Adj	229	16	VST3666RTAH36R-E	\$2,718	\$3,049		
	72	66	Adj	229	16	VSV3666RTAH36R-E			\$3,491	\$3,665
	72	66	Adj	229	16	VST3666RTAH36L-E	\$2,718	\$3,049		
	72	66	Adj	229	16	VSV3666RTAH36L-E			\$3,491	\$3,665
	72	60	Adj	219	15	VST3660RTAH36R-E	\$2,662	\$3,006		
	72	60	Adj	219	15	VSV3660RTAH36R-E			\$3,400	\$3,565
	72	60	Adj	219	15	VST3660RTAH36L-E	\$2,662	\$3,006		
	72	60	Adj	219	15	VSV3660RTAH36L-E			\$3,400	\$3,565

- 22 $\frac{7}{8}$ " to 48 $\frac{7}{8}$ " height adjustment
- top edge profile on user and approach sides
- top grommet available, specify location; and add \$53 list each
- maximum weight rating 140 lbs. (evenly distributed load)
- push button control pad mounted right or left
- key pad features height display with three memory settings
- display will reference position to the nearest $\frac{1}{2}$ "
- 120" power cord
- specify Matte Black (MBK), Arctic Silver (ASL) or White (WH) base finish
- ships KD

Adjustable Height Table & Return - 90° Two Piece Top - Extended Range - 30" d Desk  left shown 	72	72	Adj	242	18	VST3072RTAH42R-E	\$2,650	\$2,919		
	72	72	Adj	242	18	VSV3072RTAH42R-E			\$3,514	\$3,691
	72	72	Adj	242	18	VST3072RTAH42L-E	\$2,650	\$2,919		
	72	72	Adj	242	18	VSV3072RTAH42L-E			\$3,514	\$3,691
	72	66	Adj	233	17	VST3066RTAH42R-E	\$2,597	\$2,880		
	72	66	Adj	233	17	VSV3066RTAH42R-E			\$3,428	\$3,594
	72	66	Adj	233	17	VST3066RTAH42L-E	\$2,597	\$2,880		
	72	66	Adj	233	17	VSV3066RTAH42L-E			\$3,428	\$3,594
	72	60	Adj	224	16	VST3060RTAH42R-E	\$2,541	\$2,835		
	72	60	Adj	224	16	VSV3060RTAH42R-E			\$3,336	\$3,495
	72	60	Adj	224	16	VST3060RTAH42L-E	\$2,541	\$2,835		
	72	60	Adj	224	16	VSV3060RTAH42L-E			\$3,336	\$3,495

- 22 $\frac{7}{8}$ " to 48 $\frac{7}{8}$ " height adjustment
- top edge profile on user and approach sides
- top grommet available, specify location; and add \$53 list each
- maximum weight rating 140 lbs. (evenly distributed load)
- push button control pad mounted right or left
- key pad features height display with three memory settings
- display will reference position to the nearest $\frac{1}{2}$ "
- 120" power cord
- specify Matte Black (MBK), Arctic Silver (ASL) or White (WH) base finish
- ships KD

Description	D	W	H	CTN WT	CU FT	① Model	TFL Laminate	HPL Laminate	Essentials Veneer	Artisan Veneer
Adjustable Height Table & Return - 90° Two Piece Top - Extended Range - 24" d Desk  left shown 	72	72	Adj	231	15	VST2472RTAH48R-E	\$2,623	\$2,830		
	72	72	Adj	231	15	VSV2472RTAH48R-E			\$3,318	\$3,475
	72	72	Adj	231	15	VST2472RTAH48L-E	\$2,623	\$2,830		
	72	72	Adj	231	15	VSV2472RTAH48L-E			\$3,318	\$3,475
	72	66	Adj	225	14	VST2466RTAH48R-E	\$2,589	\$2,797		
	72	66	Adj	225	14	VSV2466RTAH48R-E			\$3,280	\$3,432
	72	66	Adj	225	14	VST2466RTAH48L-E	\$2,589	\$2,797		
	72	66	Adj	225	14	VSV2466RTAH48L-E			\$3,280	\$3,432
	72	60	Adj	219	13	VST2460RTAH48R-E	\$2,547	\$2,764		
	72	60	Adj	219	13	VSV2460RTAH48R-E			\$3,203	\$3,349
	72	60	Adj	219	13	VST2460RTAH48L-E	\$2,547	\$2,764		
	72	60	Adj	219	13	VSV2460RTAH48L-E			\$3,203	\$3,349

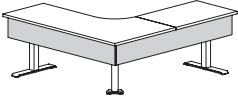
- 22 $\frac{7}{8}$ " to 48 $\frac{7}{8}$ " height adjustment
- top edge profile on user and approach sides
- top grommet available, specify location; and add \$53 list each
- maximum weight rating 140 lbs. (evenly distributed load)
- push button control pad mounted right or left
- key pad features height display with three memory settings
- display will reference position to the nearest 1/2"
- 120" power cord
- specify Matte Black (MBK), Arctic Silver (ASL) or White (WH) base finish
- ships KD

To Order, Specify:

① Model Number Laminate - VST Veneer - VSV

- ② Worksurface Material (see page [VI3](#))
 - a.) TFL
 - b.) HPL
- ③ Laminate Color (see page [VI3](#))
 - a.) Worksurface Color
 - b.) Chassis Color
 - c.) Drawer Color
- ② Finish Color (see page [VI1](#))

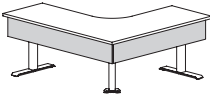
- ④ Edge Profile (see page [VI4](#))
- ⑤ Pull Style and Color (see page [VI5](#))
- ⑥ Base Finish (see page [VI39](#))
- ⑦ Optional Grommet Location & Color (see page [VI6](#))
- ⑧ Other Product Options (see page [VI10](#))
- ⑨ Accessories (see page [VS314](#))
- ⑩ Power and Data Options (see page [VS324](#))

Description	D	W	H	CTN WT	CU FT	① Model	Laminate	Essentials Veneer	Artisan Veneer
Modesty Panel for 2-Piece Adjustable Height Corner Table Desk 	65¼	69	9	34	3	VST7201TDM	\$468		
	65¼	69	9	38	3	VSV7201TDM		\$681	\$748
	65¼	63	9	36	3	VST6601TDM	\$461		
	65¼	63	9	36	3	VSV6601TDM		\$669	\$736
	65¼	57	9	34	2	VST6001TDM	\$455		
	65¼	57	9	34	2	VSV6001TDM		\$657	\$723

- use with 30" & 36"d two piece adjustable corner table desk
- modesty panel bracket is always Black

Modesty Panel for 2-Piece Adjustable Height Corner Table Desk 	68¼	69	9	40	3	VST7202TDM	\$471		
	68¼	69	9	40	3	VSV7202TDM		\$688	\$757
	68¼	63	9	38	3	VST6602TDM	\$464		
	68¼	63	9	38	3	VSV6602TDM		\$674	\$742
	68¼	57	9	36	2	VST6002TDM	\$458		
	68¼	57	9	36	2	VSV6002TDM		\$662	\$729

- use with 24"d two piece adjustable corner table desk
- modesty panel bracket is always Black

Description	D	W	H	CTN WT	CU FT	① Model	Laminate	Essentials Veneer	Artisan Veneer
Modesty Panel for 1-Piece Adjustable Height Corner Table Desk 	53¼	69	9	34	3	VST7203TDM	\$456		
	53¼	69	9	34	3	VSV7203TDM		\$657	\$723
	53¼	63	9	32	3	VST6603TDM	\$451		
	53¼	63	9	32	3	VSV6603TDM		\$646	\$710
	53¼	57	9	30	2	VST6003TDM	\$442		
	53¼	57	9	30	2	VSV6003TDM		\$633	\$697

• use with 30" & 36" d one piece adjustable corner table desk

Modesty Panel for 1-Piece Adjustable Height Corner Table Desk 	55¼	69	9	34	3	VST7204TDM	\$458		
	55¼	69	9	34	3	VSV7204TDM		\$662	\$900
	55¼	63	9	32	3	VST6604TDM	\$453		
	55¼	63	9	32	3	VSV6604TDM		\$650	\$881
	55¼	57	9	30	2	VST6004TDM	\$446		
	55¼	57	9	30	2	VSV6004TDM		\$639	\$867

• use with 24" d one piece adjustable corner table desk

To Order, Specify:

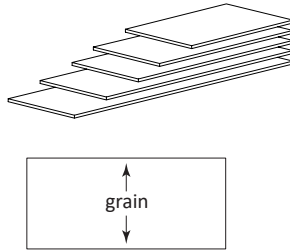
① Model Number Laminate - VST Veneer - VSV

- ② Worksurface Material (see page [V13](#))
 - a.) TFL
 - b.) HPL
- ③ Laminate Color (see page [V13](#))
 - a.) Worksurface Color
 - b.) Chassis Color
 - c.) Drawer Color
- ④ Finish Color (see page [V11](#))

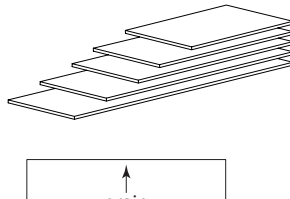
- ④ Edge Profile (see page [V14](#))
- ⑤ Pull Style and Color (see page [V15](#))
- ⑥ Base Finish (see page [V139](#))
- ⑦ Optional Grommet Location & Color (see page [V16](#))
- ⑧ Other Product Options (see page [V110](#))
- ⑨ Accessories (see page [VS314](#))
- ⑩ Power and Data Options (see page [VS324](#))

Description	D	W	H	CTN WT	CU FT	① Model	TFL Laminate	HPL Laminate	Essentials Veneer	Artisan Veneer
	36	72	1 3/16	117	9	VST3672AHTT	\$627	\$822		
	36	72	1 3/16	117	9	VSV3672AHTT			\$1,092	\$1,203
	30	84	1 3/16	117	9	VST3084AHTT	\$492	\$676		
	30	84	1 3/16	117	9	VSV3084AHTT			\$1,130	\$1,244
	30	78	1 3/16	108	9	VST3078AHTT	\$482	\$643		
	30	78	1 3/16	108	9	VSV3078AHTT			\$1,041	\$1,146
	30	72	1 3/16	98	8	VST3072AHTT	\$471	\$611		
	30	72	1 3/16	98	8	VSV3072AHTT			\$956	\$1,052
	30	66	1 3/16	90	7	VST3066AHTT	\$425	\$574		
	30	66	1 3/16	90	7	VSV3066AHTT			\$878	\$967
	30	60	1 3/16	82	7	VST3060AHTT	\$377	\$537		
	30	60	1 3/16	82	7	VSV3060AHTT			\$799	\$878
	30	54	1 3/16	74	6	VST3054AHTT	\$356	\$505		
	30	54	1 3/16	74	6	VSV3054AHTT			\$718	\$790
	30	48	1 3/16	57	5	VST3048AHTT	\$335	\$471		
	30	48	1 3/16	57	5	VSV3048AHTT			\$638	\$702
	24	84	1 3/16	91	8	VST2484AHTT	\$471	\$592		
	24	84	1 3/16	91	8	VSV2484AHTT			\$925	\$1,017
	24	78	1 3/16	85	8	VST2478AHTT	\$462	\$563		
	24	78	1 3/16	85	8	VSV2478AHTT			\$873	\$960
	24	72	1 3/16	78	7	VST2472AHTT	\$447	\$531		
	24	72	1 3/16	78	7	VSV2472AHTT			\$782	\$861
	24	66	1 3/16	72	7	VST2466AHTT	\$418	\$503		
	24	66	1 3/16	72	7	VSV2466AHTT			\$748	\$824
	24	60	1 3/16	65	6	VST2460AHTT	\$380	\$472		
	24	60	1 3/16	65	6	VSV2460AHTT			\$680	\$749
	24	54	1 3/16	59	6	VST2454AHTT	\$343	\$446		
	24	54	1 3/16	59	6	VSV2454AHTT			\$670	\$737
24	48	1 3/16	52	5	VST2448AHTT	\$319	\$420			
24	48	1 3/16	52	5	VSV2448AHTT			\$603	\$663	

- use with adjustable height T-Base
- top edge profile on user and approach sides
- top grommet available, specify location; and add \$53 list each

Description	D	W	H	CTN WT	CU FT	① Model	TFL Laminate	HPL Laminate	Essentials Veneer	Artisan Veneer
Rectangular Runoff Top 	30	60	1 3/16	82	7	VST6030AHTT	\$377	\$537		
	30	60	1 3/16	82	7	VSV6030AHTT			\$799	\$878
	30	54	1 3/16	74	6	VST5430AHTT	\$356	\$505		
	30	54	1 3/16	74	6	VSV5430AHTT			\$718	\$790
	30	48	1 3/16	57	5	VST4830AHTT	\$335	\$471		
	30	48	1 3/16	57	5	VSV4830AHTT			\$638	\$702
	24	60	1 3/16	65	6	VST6024AHTT	\$380	\$472		
	24	60	1 3/16	65	6	VSV6024AHTT			\$680	\$749
	24	54	1 3/16	59	6	VST5424AHTT	\$343	\$446		
	24	54	1 3/16	59	6	VSV5424AHTT			\$670	\$737
	24	48	1 3/16	52	5	VST4824AHTT	\$319	\$420		
	24	48	1 3/16	52	5	VSV4824AHTT			\$603	\$663

- use with adjustable height T-Base
- top edge profile on user and approach sides
- top grommet available, specify location; and add \$53 list each


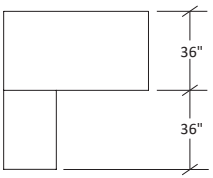
Bridge Top 	24	58	1 3/16	65	6	VST5824AHTT	\$380	\$472		
	24	58	1 3/16	65	6	VSV5824AHTT			\$680	\$749
	24	52	1 3/16	59	6	VST5224AHTT	\$343	\$446		
	24	52	1 3/16	59	6	VSV5224AHTT			\$670	\$737
	24	46	1 3/16	52	5	VST4624AHTT	\$319	\$420		
	24	46	1 3/16	52	5	VSV4624AHTT			\$603	\$663

- use with adjustable height T-Base
- top edge profile on user and approach sides
- top grommet available, specify location; and add \$53 list each

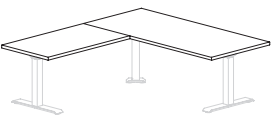
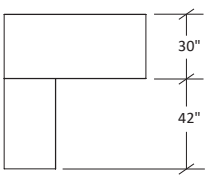
To Order, Specify:

① Model Number Laminate - VST Veneer - VSV

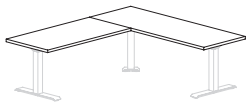
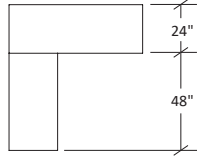
- ② Worksurface Material (see page [VI3](#))
- a.) TFL
- b.) HPL
- ③ Laminate Color (see page [VI3](#))
- a.) Worksurface Color
- b.) Chassis Color
- c.) Drawer Color
- ④ Edge Profile (see page [VI4](#))
- ⑤ Pull Style and Color (see page [VI5](#))
- ⑥ Optional Grommet Location & Color (see page [VI6](#))
- ⑦ Other Product Options (see page [VI10](#))
- ⑧ Accessories (see page [VS314](#))
- ⑨ Power and Data Options (see page [VS324](#))

Description	D	W	H	CTN WT	CU FT	① Model	TFL Laminate	HPL Laminate	Essentials Veneer	Artisan Veneer
36" d Corner Top with Return - Two Piece Top  left shown 	72	72	1 $\frac{3}{16}$	156	9	VST3672AHLT36R	\$992	\$1,301		
	72	72	1 $\frac{3}{16}$	156	9	VSV3672AHLT36R			\$1,779	\$1,957
	72	72	1 $\frac{3}{16}$	156	9	VST3672AHLT36L	\$992	\$1,301		
	72	72	1 $\frac{3}{16}$	156	9	VSV3672AHLT36L			\$1,779	\$1,957
	72	66	1 $\frac{3}{16}$	147	9	VST3666AHLT36R	\$936	\$1,259		
	72	66	1 $\frac{3}{16}$	147	9	VSV3666AHLT36R			\$1,691	\$1,860
	72	66	1 $\frac{3}{16}$	147	9	VST3666AHLT36L	\$936	\$1,259		
	72	66	1 $\frac{3}{16}$	147	9	VSV3666AHLT36L			\$1,691	\$1,860
	72	60	1 $\frac{3}{16}$	137	8	VST3660AHLT36R	\$881	\$1,216		
	72	60	1 $\frac{3}{16}$	137	8	VSV3660AHLT36R			\$1,602	\$1,762
	72	60	1 $\frac{3}{16}$	137	8	VST3660AHLT36L	\$881	\$1,216		
	72	60	1 $\frac{3}{16}$	137	8	VSV3660AHLT36L			\$1,602	\$1,762

- use with adjustable height T-Base
- top edge profile on user and approach sides
- top grommet available, specify location; and add \$53 list each

30" d Corner Top with Return - Two Piece Top  left shown 	72	72	1 $\frac{3}{16}$	137	8	VST3072AHLT42R	\$869	\$1,133		
	72	72	1 $\frac{3}{16}$	137	8	VSV3072AHLT42R			\$1,712	\$1,884
	72	72	1 $\frac{3}{16}$	137	8	VST3072AHLT42L	\$869	\$1,133		
	72	72	1 $\frac{3}{16}$	137	8	VSV3072AHLT42L			\$1,712	\$1,884
	72	66	1 $\frac{3}{16}$	129	7	VST3066AHLT42R	\$817	\$1,092		
	72	66	1 $\frac{3}{16}$	129	7	VSV3066AHLT42R			\$1,628	\$1,791
	72	66	1 $\frac{3}{16}$	129	7	VST3066AHLT42L	\$817	\$1,092		
	72	66	1 $\frac{3}{16}$	129	7	VSV3066AHLT42L			\$1,628	\$1,791
	72	60	1 $\frac{3}{16}$	121	7	VST3060AHLT42R	\$764	\$1,050		
	72	60	1 $\frac{3}{16}$	121	7	VSV3060AHLT42R			\$1,539	\$1,694
	72	60	1 $\frac{3}{16}$	121	7	VST3060AHLT42L	\$764	\$1,050		
	72	60	1 $\frac{3}{16}$	121	7	VSV3060AHLT42L			\$1,539	\$1,694

- use with adjustable height T-Base
- top edge profile on user and approach sides
- top grommet available, specify location; and add \$53 list each

Description	D	W	H	CTN WT	CU FT	① Model	TFL Laminate	HPL Laminate	Essentials Veneer	Artisan Veneer
24" d Corner Top with Return - Two Piece Top  left shown 	72	72	1 ³ / ₁₆	117	7	VST2472AHLT48R	\$843	\$1,046		
	72	72	1 ³ / ₁₆	117	7	VSV2472AHLT48R			\$1,522	\$1,674
	72	72	1 ³ / ₁₆	117	7	VST2472AHLT48L	\$843	\$1,046		
	72	72	1 ³ / ₁₆	117	7	VSV2472AHLT48L			\$1,522	\$1,674
	72	66	1 ³ / ₁₆	111	7	VST2466AHLT48R	\$810	\$1,013		
	72	66	1 ³ / ₁₆	111	7	VSV2466AHLT48R			\$1,485	\$1,633
	72	66	1 ³ / ₁₆	111	7	VST2466AHLT48L	\$810	\$1,013		
	72	66	1 ³ / ₁₆	111	7	VSV2466AHLT48L			\$1,485	\$1,633
	72	60	1 ³ / ₁₆	104	6	VST2460AHLT48R	\$768	\$980		
	72	60	1 ³ / ₁₆	104	6	VSV2460AHLT48R			\$1,410	\$1,551
	72	60	1 ³ / ₁₆	104	6	VST2460AHLT48L	\$768	\$980		
	72	60	1 ³ / ₁₆	104	6	VSV2460AHLT48L			\$1,410	\$1,551

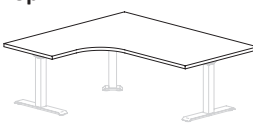
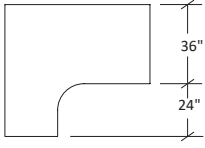
- use with adjustable height T-Base
- top edge profile on user and approach sides
- top grommet available, specify location; and add \$53 list each

To Order, Specify:

① Model Number Laminate - VST Veneer - VSV

- ② Worksurface Material (see page [V13](#))
 - a.) TFL
 - b.) HPL
- ③ Laminate Color (see page [V13](#))
 - a.) Worksurface Color
 - b.) Chassis Color
 - c.) Drawer Color
- ② Finish Color (see page [V11](#))

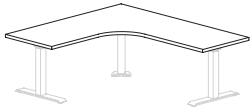
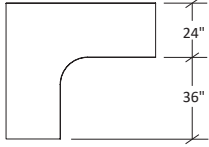
- ④ Edge Profile (see page [V14](#))
- ⑤ Pull Style and Color (see page [V15](#))
- ⑥ Base Finish (see page [V139](#))
- ⑦ Optional Grommet Location & Color (see page [V16](#))
- ⑧ Other Product Options (see page [V110](#))
- ⑨ Accessories (see page [VS314](#))
- ⑩ Power and Data Options (see page [VS324](#))

Description	D	W	H	CTN WT	CU FT	① Model	TFL Laminate	HPL Laminate	Essentials Veneer	Artisan Veneer
36" d Cockpit Corner Desk Top  left shown 	60	72	1 ³ / ₁₆	168	5	VST3672AHCT24R	\$1,104	\$1,312		
	60	72	1 ³ / ₁₆	168	5	VSV3672AHCT24R			\$1,686	\$1,855
	60	72	1 ³ / ₁₆	168	5	VST3672AHCT24L	\$1,104	\$1,312		
	60	72	1 ³ / ₁₆	168	5	VSV3672AHCT24L			\$1,686	\$1,855
	60	66	1 ³ / ₁₆	141	5	VST3666AHCT24R	\$1,076	\$1,266		
	60	66	1 ³ / ₁₆	155	5	VSV3666AHCT24R			\$1,617	\$1,778
	60	66	1 ³ / ₁₆	141	5	VST3666AHCT24L	\$1,076	\$1,266		
	60	66	1 ³ / ₁₆	155	5	VSV3666AHCT24L			\$1,617	\$1,778
	60	60	1 ³ / ₁₆	141	5	VST3660AHCT24R	\$1,046	\$1,221		
	60	60	1 ³ / ₁₆	141	5	VSV3660AHCT24R			\$1,579	\$1,736
	60	60	1 ³ / ₁₆	141	5	VST3660AHCT24L	\$1,046	\$1,221		
	60	60	1 ³ / ₁₆	141	5	VSV3660AHCT24L			\$1,579	\$1,736

- use with adjustable height T-Base
- top edge profile on user and approach sides
- top grommet available, specify location; and add \$53 list each

30" d Cockpit Corner Desk Top  left shown 	60	72	1 ³ / ₁₆	168	5	VST3072AHCT30R	\$1,104	\$1,312		
	60	72	1 ³ / ₁₆	168	5	VSV3072AHCT30R			\$1,686	\$1,855
	60	72	1 ³ / ₁₆	168	5	VST3072AHCT30L	\$1,104	\$1,312		
	60	72	1 ³ / ₁₆	168	5	VSV3072AHCT30L			\$1,686	\$1,855
	60	66	1 ³ / ₁₆	155	5	VST3066AHCT30R	\$1,076	\$1,266		
	60	66	1 ³ / ₁₆	155	5	VSV3066AHCT30R			\$1,617	\$1,778
	60	66	1 ³ / ₁₆	155	5	VST3066AHCT30L	\$1,076	\$1,266		
	60	66	1 ³ / ₁₆	155	5	VSV3066AHCT30L			\$1,617	\$1,778
	60	60	1 ³ / ₁₆	141	5	VST3060AHCT30R	\$1,046	\$1,221		
	60	60	1 ³ / ₁₆	141	5	VSV3060AHCT30R			\$1,579	\$1,736
	60	60	1 ³ / ₁₆	141	5	VST3060AHCT30L	\$1,046	\$1,221		
	60	60	1 ³ / ₁₆	141	5	VSV3060AHCT30L			\$1,579	\$1,736

- use with adjustable height T-Base
- top edge profile on user and approach sides
- top grommet available, specify location; and add \$53 list each

Description	D	W	H	CTN WT	CU FT	① Model	TFL Laminate	HPL Laminate	Essentials Veneer	Artisan Veneer
24" d Cockpit Corner Desk Top  left shown 	60	72	1 ³ / ₁₆	160	5	VST2472AHCT36R	\$1,104	\$1,312		
	60	72	1 ³ / ₁₆	160	5	VSV2472AHCT36R			\$1,686	\$1,855
	60	72	1 ³ / ₁₆	160	5	VST2472AHCT36L	\$1,104	\$1,312		
	60	72	1 ³ / ₁₆	160	5	VSV2472AHCT36L			\$1,686	\$1,855
	60	66	1 ³ / ₁₆	150	5	VST2466AHCT36R	\$1,076	\$1,266		
	60	66	1 ³ / ₁₆	150	5	VSV2466AHCT36R			\$1,617	\$1,778
	60	66	1 ³ / ₁₆	150	5	VST2466AHCT36L	\$1,076	\$1,266		
	60	66	1 ³ / ₁₆	150	5	VSV2466AHCT36L			\$1,617	\$1,778
	60	60	1 ³ / ₁₆	135	5	VST2460AHCT36R	\$1,046	\$1,221		
	60	60	1 ³ / ₁₆	135	5	VSV2460AHCT36R			\$1,579	\$1,736
	60	60	1 ³ / ₁₆	135	5	VST2460AHCT36L	\$1,046	\$1,221		
	60	60	1 ³ / ₁₆	135	5	VSV2460AHCT36L			\$1,579	\$1,736

- use with adjustable height T-Base
- top edge profile on user and approach sides
- top grommet available, specify location; and add \$53 list each

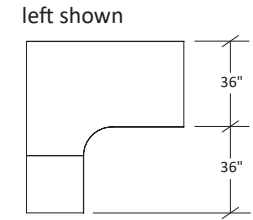
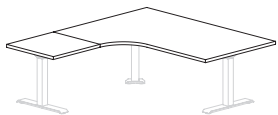
To Order, Specify:

① Model Number Laminate - VST Veneer - VSV

- ② Worksurface Material (see page [V13](#))
 - a.) TFL
 - b.) HPL
- ③ Laminate Color (see page [V13](#))
 - a.) Worksurface Color
 - b.) Chassis Color
 - c.) Drawer Color
- ② Finish Color (see page [V11](#))

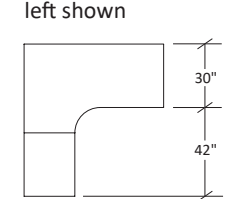
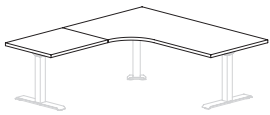
- ④ Edge Profile (see page [V14](#))
- ⑤ Pull Style and Color (see page [V15](#))
- ⑥ Base Finish (see page [V139](#))
- ⑦ Optional Grommet Location & Color (see page [V16](#))
- ⑧ Other Product Options (see page [V110](#))
- ⑨ Accessories (see page [VS314](#))
- ⑩ Power and Data Options (see page [VS324](#))

Description	D	W	H	CTN WT	CU FT	① Model	TFL Laminate	HPL Laminate	Essentials Veneer	Artisan Veneer
36" d Cockpit Corner Desk Top - Two Piece Top	72	72	1 $\frac{3}{16}$	13	0	VST3672AHCT36R	\$1,259	\$1,473		
	72	72	1 $\frac{3}{16}$	163	13	VSV3672AHCT36R			\$2,134	\$2,347
	72	72	1 $\frac{3}{16}$	13	0	VST3672AHCT36L	\$1,259	\$1,473		
	72	72	1 $\frac{3}{16}$	163	13	VSV3672AHCT36L			\$2,134	\$2,347
	72	66	1 $\frac{3}{16}$	153	12	VST3666AHCT36R	\$1,235	\$1,437		
	72	66	1 $\frac{3}{16}$	153	12	VSV3666AHCT36R			\$2,075	\$2,282
	72	66	1 $\frac{3}{16}$	153	12	VST3666AHCT36L	\$1,235	\$1,437		
	72	66	1 $\frac{3}{16}$	153	12	VSV3666AHCT36L			\$2,075	\$2,282
	72	60	1 $\frac{3}{16}$	143	11	VST3660AHCT36R	\$1,210	\$1,400		
	72	60	1 $\frac{3}{16}$	143	11	VSV3660AHCT36R			\$2,042	\$2,245
	72	60	1 $\frac{3}{16}$	143	11	VST3660AHCT36L	\$1,210	\$1,400		
	72	60	1 $\frac{3}{16}$	143	11	VSV3660AHCT36L			\$2,042	\$2,245

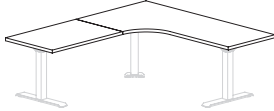
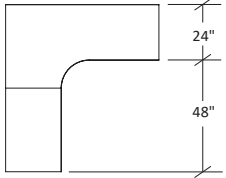


- use with adjustable height T-Base
- top edge profile on user and approach sides
- top grommet available, specify location; and add \$53 list each

30" d Cockpit Corner Desk Top - Two Piece Top	72	72	1 $\frac{3}{16}$	144	12	VST3072AHCT42R	\$1,221	\$1,430		
	72	72	1 $\frac{3}{16}$	144	12	VSV3072AHCT42R			\$2,070	\$2,278
	72	72	1 $\frac{3}{16}$	144	12	VST3072AHCT42L	\$1,221	\$1,430		
	72	72	1 $\frac{3}{16}$	144	12	VSV3072AHCT42L			\$2,070	\$2,278
	72	66	1 $\frac{3}{16}$	136	11	VST3066AHCT42R	\$1,198	\$1,396		
	72	66	1 $\frac{3}{16}$	136	11	VSV3066AHCT42R			\$2,014	\$2,214
	72	66	1 $\frac{3}{16}$	136	11	VST3066AHCT42L	\$1,198	\$1,396		
	72	66	1 $\frac{3}{16}$	136	11	VSV3066AHCT42L			\$2,014	\$2,214
	72	60	1 $\frac{3}{16}$	128	10	VST3060AHCT42R	\$1,174	\$1,359		
	72	60	1 $\frac{3}{16}$	128	10	VSV3060AHCT42R			\$1,981	\$2,180
	72	60	1 $\frac{3}{16}$	128	10	VST3060AHCT42L	\$1,174	\$1,359		
	72	60	1 $\frac{3}{16}$	128	10	VSV3060AHCT42L			\$1,981	\$2,180



- use with adjustable height T-Base
- top edge profile on user and approach sides
- top grommet available, specify location; and add \$53 list each

Description	D	W	H	CTN WT	CU FT	① Model	TFL Laminate	HPL Laminate	Essentials Veneer	Artisan Veneer
24" d Cockpit Corner Desk Top - Two Piece Top  left shown 	72	72	1 3/16	91	10	VST2472AHCT48R	\$1,185	\$1,387		
	72	72	1 3/16	91	10	VSV2472AHCT48R			\$2,008	\$2,209
	72	72	1 3/16	91	10	VST2472AHCT48L	\$1,185	\$1,387		
	72	72	1 3/16	91	10	VSV2472AHCT48L			\$2,008	\$2,209
	72	66	1 3/16	85	9	VST2466AHCT48R	\$1,163	\$1,353		
	72	66	1 3/16	85	9	VSV2466AHCT48R			\$1,953	\$2,150
	72	66	1 3/16	85	9	VST2466AHCT48L	\$1,163	\$1,353		
	72	66	1 3/16	85	9	VSV2466AHCT48L			\$1,953	\$2,150
	72	60	1 3/16	78	9	VST2460AHCT48R	\$1,140	\$1,319		
	72	60	1 3/16	78	9	VSV2460AHCT48R			\$1,921	\$2,115
	72	60	1 3/16	78	9	VST2460AHCT48L	\$1,140	\$1,319		
	72	60	1 3/16	78	9	VSV2460AHCT48L			\$1,921	\$2,115


- use with adjustable height T-Base
- top edge profile on user and approach sides
- top grommet available, specify location; and add \$53 list each

To Order, Specify:


① Model Number Laminate - VST Veneer - VSV


- | | |
|---|--|
| <p>② Worksurface Material (see page VI3)</p> <p>a.) TFL</p> <p>b.) HPL</p> <p>③ Laminate Color (see page VI3)</p> <p>a.) Worksurface Color</p> <p>b.) Chassis Color</p> <p>c.) Drawer Color</p> | <p>④ Edge Profile (see page VI4)</p> <p>⑤ Pull Style and Color (see page VI5)</p> <p>⑥ Base Finish (see page VI39)</p> <p>⑦ Optional Grommet Location & Color (see page VI6)</p> <p>⑧ Other Product Options (see page VI10)</p> <p>⑨ Accessories (see page VS314)</p> <p>⑩ Power and Data Options (see page VS324)</p> |
|---|--|

Description	D	W	H	CTN WT	CU FT	① Model	List Price
-------------	---	---	---	--------	-------	---------	------------

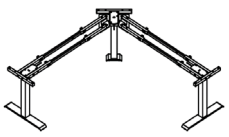
Adjustable Height Base for Table Desk - Standard Range 	24	41-68	Adj	69	3	AH24-4168-2TS	\$959
---	----	-------	-----	----	---	----------------------	--------------

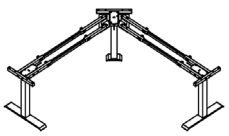
- 26 $\frac{3}{8}$ " to 46 $\frac{3}{8}$ " height adjustment
- maximum weight rating 140 lbs. (evenly distributed load)
- push button control pad mounted right or left
- 120" power cord
- specify Matte Black (MBK), Arctic Silver (ASL) or White (WH) base finish
- ships KD
- casters available, order AHCAST separately, see page VS33
- preset control available, order AH-3PDC separately

Adjustable Height Base for Table Desk - Extended Range 	24	41-68	Adj	78	3	AH24-4168-2TE	\$1,118
---	----	-------	-----	----	---	----------------------	----------------

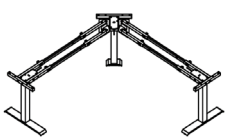
Adjustable Height Base for Table Desk - Extended Range 	24	41-68	Adj	78	3	AH24-4168-2TE	\$1,118
---	----	-------	-----	----	---	----------------------	----------------

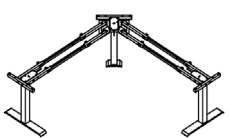
- 21 $\frac{1}{8}$ " to 47 $\frac{3}{8}$ " height adjustment
- maximum weight rating 140 lbs. (evenly distributed load)
- push button control pad mounted right or left
- key pad features height display with three memory settings
- display will reference position to the nearest $\frac{1}{2}$ "
- 120" power cord
- specify Matte Black (MBK), Arctic Silver (ASL) or White (WH) base finish
- ships KD
- casters available, order AHCAST separately

Adjustable Height Base for Corner and L-Unit - Standard Range 	24	54-72	Adj	72	7	AH24-5472-3TS	\$1,592
--	----	-------	-----	----	---	----------------------	----------------

Adjustable Height Base for Corner and L-Unit - Standard Range 	24	54-72	Adj	72	7	AH24-5472-3TS	\$1,592
--	----	-------	-----	----	---	----------------------	----------------

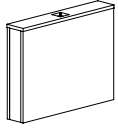
- 26 $\frac{3}{8}$ " to 46 $\frac{3}{8}$ " height adjustment
- maximum weight rating 140 lbs. (evenly distributed load)
- push button control pad mounted right or left
- 120" power cord
- specify Matte Black (MBK), Arctic Silver (ASL) or White (WH) base finish
- ships KD
- preset control available, order AH-3PDC separately

Adjustable Height Base for Corner and L-Unit - Extended Range 	24	54-72	Adj	79	7	AH24-5472-3TE	\$1,814
--	----	-------	-----	----	---	----------------------	----------------

Adjustable Height Base for Corner and L-Unit - Extended Range 	24	54-72	Adj	79	7	AH24-5472-3TE	\$1,814
--	----	-------	-----	----	---	----------------------	----------------

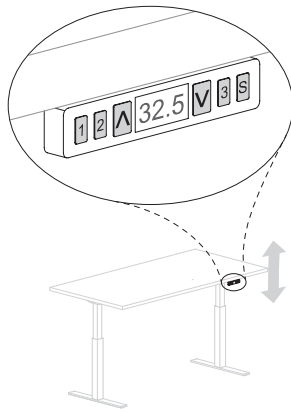
- 21 $\frac{1}{8}$ " to 47 $\frac{3}{8}$ " height adjustment
- maximum weight rating 140 lbs. (evenly distributed load)
- push button control pad mounted right or left
- key pad features height display with three memory settings
- display will reference position to the nearest $\frac{1}{2}$ "
- 120" power cord
- specify Matte Black (MBK), Arctic Silver (ASL) or White (WH) base finish
- ships KD

Description	D	W	H	CTN WT	CU FT	① Model	Laminate	Essentials Veneer	Artisan Veneer
Shroud for Standard Range T-Base Tables	5 ⁵ / ₁₆	29 ¹³ / ₁₆	22 ³ / ₄	41	4	VST0630AHTP	\$579		
	5 ⁵ / ₁₆	29 ¹³ / ₁₆	22 ³ / ₄	41	4	VSV0630AHTP		\$1,043	\$1,148



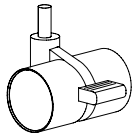
- use with 36" or 30" d standard range T base legs
- encapsulates legs to give a more finished look
- sold separately

Description	D	W	H	CTN WT	CU FT	① Model	List Price
3 Preset Digital Control Upgrade for Standard Range Bases				1	1	AH-3PDC	\$61



- use as an alternative control to standard range T base or case HAT models
- come pre-included with extended T base or cantilever HAT models
- key pad features height display with three memory settings
- display will reference position to the nearest 1/2"
- 78" power cord

Caster Kit				1	1	AHCAST	\$74
------------	--	--	--	---	---	--------	------



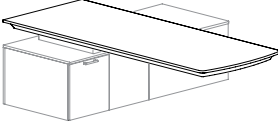
- two locking and two non-locking
- add 1 1/2" to table height
- can be used with 2 legged height adjustable T base
- cannot be used with shroud VS_0630AHTP

To Order, Specify:

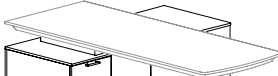
① Model Number Laminate - VST Veneer - VSV

- ② Worksurface Material (see page [V13](#))
 - a.) TFL
 - b.) HPL
- ③ Laminate Color (see page [V13](#))
 - a.) Worksurface Color
 - b.) Chassis Color
 - c.) Drawer Color

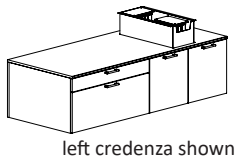
- ④ Edge Profile (see page [V14](#))
- ⑤ Pull Style and Color (see page [V15](#))
- ⑥ Optional Grommet Location & Color (see page [V16](#))
- ⑦ Other Product Options (see page [V10](#))
- ⑧ Accessories (see page [VS314](#))
- ⑨ Power and Data Options (see page [VS324](#))

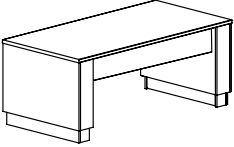
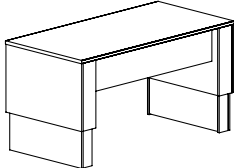
Description	D	W	H	CTN WT	CU FT	① Model	TFL Laminate	HPL Laminate	Essentials Veneer	Artisan Veneer
 left top shown	36	92	29½	139	12	VST3692AHCVR	\$4,268	\$4,571		
	36	92	29½	139	12	VSV3692AHCVR			\$5,077	\$5,331
	36	92	29½	139	12	VST3692AHCVL	\$4,268	\$4,571		
	36	92	29½	139	12	VSV3692AHCVL			\$5,077	\$5,331
	36	80	29½	126	11	VST3680AHCVR	\$4,085	\$4,351		
	36	80	29½	126	11	VSV3680AHCVR			\$4,918	\$5,163
	36	80	29½	126	11	VST3680AHCVL	\$4,085	\$4,351		
	36	80	29½	126	11	VSV3680AHCVL			\$4,918	\$5,163

- use with credenza support for cantilever table top
- 28 ¾" to 42" height adjustment
- top grommet available, specify location; and add \$53 list each
- maximum weight rating 150 lbs. (evenly distributed load)
- push button control pad mounted right or left
- key pad features height display with three memory settings
- display will reference position to the nearest ½"
- 120" power cord
- electrical cut out to fit an EC10, EC11 and EC12 available, specify location and order separately
- specify finish from top separately from apron
- apron is available to match top material, neutral paint or a comparable metal

Description	D	W	H	CTN WT	CU FT	① Model	Laminate	Essentials Veneer	Artisan Veneer
 right credenza shown	30	72	20	1095	43	VSTB3072CMR	\$22,123		
	30	72	20	1095	43	VSVB3072CMR		\$23,081	\$24,236
	30	72	20	1095	43	VSTB3072CML	\$22,123		
	30	72	20	1095	43	VSVB3072CML		\$23,081	\$24,236

- use with cantilever table top
- box/file drawer configuration determines hand of unit
- locking available, specify and add \$116 list
- height adjustable mechanism ships with credenza
- wall access cut out available, specify and add \$176 list
- specify Matte Black (MBK), Arctic Silver (ASL), Pewter (PEW), Soft Nickel (SNK), Aged Bronze (ABZ), Soft Bronze (SBZ) or Gold (GLD) metal finish



Description	D	W	H	CTN WT	CU FT	① Model	TFL Laminate	HPL Laminate	Essentials Veneer	Artisan Veneer
Adjustable Height Table Desk  	36	72	Adj.	327	52	VST3672AHD	\$4,204	\$4,421		
	36	72	Adj.	327	52	VSV3672AHD			\$6,165	\$6,597
	36	66	Adj.	318	48	VST3666AHD	\$4,185	\$4,389		
	36	66	Adj.	318	48	VSV3666AHD			\$6,122	\$6,550
	36	60	Adj.	308	43	VST3660AHD	\$4,165	\$4,365		
	36	60	Adj.	308	43	VSV3660AHD			\$6,078	\$6,505
	30	72	Adj.	285	44	VST3072AHD	\$4,109	\$4,310		
	30	72	Adj.	285	44	VSV3072AHD			\$5,987	\$6,407
	30	66	Adj.	276	40	VST3066AHD	\$4,094	\$4,286		
	30	66	Adj.	276	40	VSV3066AHD			\$5,949	\$6,366
	30	60	Adj.	267	37	VST3060AHD	\$4,082	\$4,259		
	30	60	Adj.	267	37	VSV3060AHD			\$5,912	\$6,327

- 29 1/2" to 49 1/8" height adjustment
- top edge profile on user side and approach sides
- top grommet available, specify location; and add \$53 list each
- maximum weight rating 140 lbs. (evenly distributed load)
- telescoping end panels
- 12" hanging modesty panel included, travels with top
- push button control pad mounted right or left
- 120" power cord
- electrical cut out to fit an EC10, EC11 and EC12 available, specify location and order separately
- wire access cut out in modesty panel, specify and add \$49 list

To Order, Specify:

① Model Number Laminate - VST Veneer - VSV

- ② Worksurface Material (see page [VI3](#))
 - a.) TFL
 - b.) HPL
- ③ Laminate Color (see page [VI3](#))
 - a.) Worksurface Color
 - b.) Chassis Color
 - c.) Drawer Color
- ② Finish Color (see page [VI1](#))

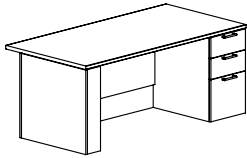
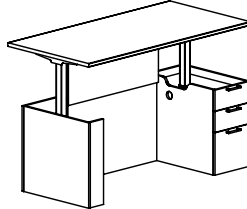
- ④ Edge Profile (see page [VI4](#))
- ⑤ Pull Style and Color (see page [VI5](#))
- ⑥ Optional Grommet Location & Color (see page [VI6](#))
- ⑦ Other Product Options (see page [VI10](#))
- ⑧ Accessories (see page [VS314](#))
- ⑨ Power and Data Options (see page [VS324](#))

Description	D	W	H	CTN WT	CU FT	① Model	TFL Laminate	HPL Laminate	Essentials Veneer	Artisan Veneer
Adjustable Height Double Pedestal Desk with Break Front Modesty Panel	36	84	Adj	394	60	VST3684AHDD	\$5,326	\$5,547		
	36	84	Adj	394	60	VSV3684AHDD			\$7,375	\$7,873
	36	72	Adj	373	52	VST3672AHDD	\$5,247	\$5,464		
	36	72	Adj	373	52	VSV3672AHDD			\$7,265	\$7,757
	36	66	Adj	357	48	VST3666AHDD	\$5,212	\$5,418		
	36	66	Adj	357	48	VSV3666AHDD			\$7,201	\$7,690
	30	84	Adj	381	51	VST3084AHDD	\$5,301	\$5,505		
	30	84	Adj	381	51	VSV3084AHDD			\$7,306	\$7,801
	30	72	Adj	356	44	VST3072AHDD	\$5,222	\$5,423		
	30	72	Adj	356	44	VSV3072AHDD			\$7,198	\$7,685
	30	66	Adj	344	40	VST3066AHDD	\$5,183	\$5,373		
	30	66	Adj	344	40	VSV3066AHDD			\$7,138	\$7,620

- 29 ½" to 49 ¾" height adjustment
- top edge profile on user side and approach sides
- top grommet available, specify location; and add \$53 list each
- maximum weight rating 140 lbs. (evenly distributed load)
- hanging modesty panel included, travels with top
- push button control pad mounted right or left
- 120" power cord
- specify Matte Black (MBK), Arctic Silver (ASL) or White (WH) metal finish
- locking available, specify and add \$85 list
- electrical cut out to fit an EC10, EC11 and EC12 available, specify location and order separately

Adjustable Height Double Pedestal Desk with Flush Modesty Panel	36	84	Adj	417	60	VST3684AHDDF	\$5,069	\$5,289		
	36	84	Adj	417	60	VSV3684AHDDF			\$7,454	\$7,957
	36	72	Adj	398	52	VST3672AHDDF	\$4,993	\$5,211		
	36	72	Adj	398	52	VSV3672AHDDF			\$7,344	\$7,840
	36	66	Adj	379	48	VST3666AHDDF	\$4,956	\$5,163		
	36	66	Adj	379	48	VSV3666AHDDF			\$7,276	\$7,768

- 29 ½" to 49 ¾" height adjustment
- top edge profile on user side and approach sides
- top grommet available, specify location; and add \$53 list each
- maximum weight rating 140 lbs. (evenly distributed load)
- hanging modesty panel included, travels with top
- push button control pad mounted right or left
- 120" power cord
- specify Matte Black (MBK), Arctic Silver (ASL) or White (WH) metal finish
- locking available, specify and add \$85 list
- electrical cut out to fit an EC10, EC11 and EC12 available, specify location and order separately

Description	D	W	H	CTN WT	CU FT	① Model	TFL Laminate	HPL Laminate	Essentials Veneer	Artisan Veneer
Adjustable Height Single Pedestal Desk with Break Front Modesty Panel	36	72	Adj	357	52	VST3672AHRD	\$4,990	\$5,206		
	36	72	Adj	357	52	VSV3672AHRD			\$7,008	\$7,500
 <p>right shown</p>	36	72	Adj	357	52	VST3672AHL D	\$4,990	\$5,206		
	36	72	Adj	357	52	VSV3672AHL D			\$7,008	\$7,500
	36	66	Adj	345	48	VST3666AHRD	\$4,954	\$5,161		
	36	66	Adj	345	48	VSV3666AHRD			\$6,944	\$7,432
	36	66	Adj	345	48	VST3666AHL D	\$4,954	\$5,161		
	36	66	Adj	345	48	VSV3666AHL D			\$6,944	\$7,432
	36	60	Adj	333	43	VST3660AHRD	\$4,922	\$5,122		
	36	60	Adj	333	43	VSV3660AHRD			\$6,880	\$7,362
	36	60	Adj	333	43	VST3660AHL D	\$4,922	\$5,122		
	36	60	Adj	333	43	VSV3660AHL D			\$6,880	\$7,362
	30	72	Adj	362	44	VST3072AHRD	\$4,965	\$5,165		
	30	72	Adj	362	44	VSV3072AHRD			\$6,941	\$7,428
	30	72	Adj	362	44	VST3072AHL D	\$4,965	\$5,165		
	30	72	Adj	362	44	VSV3072AHL D			\$6,941	\$7,428
	30	66	Adj	350	40	VST3066AHRD	\$4,926	\$5,116		
	30	66	Adj	350	40	VSV3066AHRD			\$6,881	\$7,363
	30	66	Adj	350	40	VST3066AHL D	\$4,926	\$5,116		
	30	66	Adj	350	40	VSV3066AHL D			\$6,881	\$7,363
	30	60	Adj	338	37	VST3060AHRD	\$4,886	\$5,065		
	30	60	Adj	338	37	VSV3060AHRD			\$6,821	\$7,299
30	60	Adj	338	37	VST3060AHL D	\$4,886	\$5,065			
30	60	Adj	338	37	VSV3060AHL D			\$6,821	\$7,299	

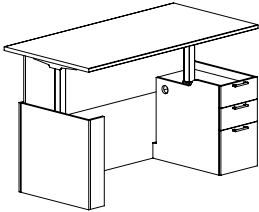
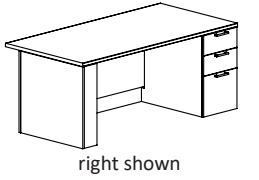
- 29 1/2" to 49 1/8" height adjustment
- top edge profile on user side and approach sides
- top grommet available, specify location; and add \$53 list each
- maximum weight rating 140 lbs. (evenly distributed load)
- hanging modesty panel included, travels with top
- push button control pad mounted right or left
- 120" power cord
- specify Matte Black (MBK), Arctic Silver (ASL) or White (WH) metal finish
- locking available, specify and add \$85 list
- electrical cut out to fit an EC10, EC11 and EC12 available, specify location and order separately

To Order, Specify:

① Model Number Laminate - VST Veneer - VSV

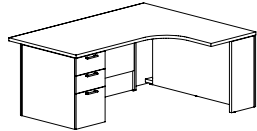
- ② Worksurface Material (see page [VI3](#))
 - a.) TFL
 - b.) HPL
- ③ Laminate Color (see page [VI3](#))
 - a.) Worksurface Color
 - b.) Chassis Color
 - c.) Drawer Color
- ④ Edge Profile (see page [VI4](#))
- ⑤ Pull Style and Color (see page [VI5](#))
- ⑥ Optional Grommet Location & Color (see page [VI6](#))
- ⑦ Other Product Options (see page [VI10](#))
- ⑧ Accessories (see page [VS314](#))
- ⑨ Power and Data Options (see page [VS324](#))

Description	D	W	H	CTN WT	CU FT	① Model	TFL Laminate	HPL Laminate	Essentials Veneer	Artisan Veneer
Adjustable Height Single Pedestal Desk with Flush Modesty Panel	36	72	Adj	352	52	VST3672AHRDF	\$4,736	\$4,953		
	36	72	Adj	352	52	VSV3672AHRDF			\$7,087	\$7,583
	36	72	Adj	352	52	VST3672AHLDF	\$4,736	\$4,953		
	36	72	Adj	352	52	VSV3672AHLDF			\$7,087	\$7,583
	36	66	Adj	340	48	VST3666AHRDF	\$4,699	\$4,906		
	36	66	Adj	340	48	VSV3666AHRDF			\$7,019	\$7,511
	36	66	Adj	340	48	VST3666AHLDF	\$4,699	\$4,906		
	36	66	Adj	340	48	VSV3666AHLDF			\$7,019	\$7,511
	36	60	Adj	328	43	VST3660AHRDF	\$4,662	\$4,863		
	36	60	Adj	328	43	VSV3660AHRDF			\$6,951	\$7,438
	36	60	Adj	328	43	VST3660AHLDF	\$4,662	\$4,863		
	36	60	Adj	328	43	VSV3660AHLDF			\$6,951	\$7,438

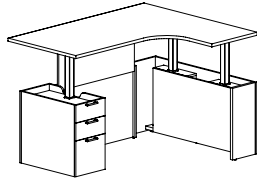


- 6" front overhang
- 29 1/2" to 49 1/8" height adjustment
- top edge profile on user side and approach sides
- top grommet available, specify location; and add \$53 list each
- maximum weight rating 140 lbs. (evenly distributed load)
- hanging modesty panel included, travels with top
- push button control pad mounted right or left
- 120" power cord
- specify Matte Black (MBK), Arctic Silver (ASL) or White (WH) metal finish
- locking available, specify and add \$85 list
- electrical cut out to fit an EC10, EC11 and EC12 available, specify location and order separately

Description	D	W	H	CTN WT	CU FT	① Model	TFL Laminate	HPL Laminate	Essentials Veneer	Artisan Veneer
36" d Adjustable Height Corner Desk - Break Front Modesty Panel	60	72	Adj	446	40	VST3672-C24AHBR	\$6,157	\$6,477		
	60	72	Adj	446	41	VSV3672-C24AHBR			\$8,486	\$9,080
	60	72	Adj	446	41	VST3672-C24AHBL	\$6,157	\$6,477		
	60	72	Adj	446	41	VSV3672-C24AHBL			\$8,486	\$9,080
	60	66	Adj	432	40	VST3666-C24AHBR	\$6,104	\$6,421		
	60	66	Adj	432	39	VSV3666-C24AHBR			\$8,455	\$9,046
	60	66	Adj	432	39	VST3666-C24AHBL	\$6,104	\$6,421		
	60	66	Adj	432	39	VSV3666-C24AHBL			\$8,455	\$9,046



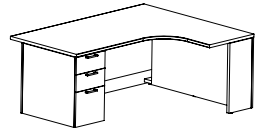
left shown



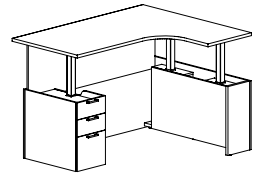
left shown

- 29 1/2" to 49 1/8" height adjustment
- top edge profile on user side and approach sides
- top grommet available, specify location; and add \$53 list each
- maximum weight rating 140 lbs. (evenly distributed load)
- hanging modesty panel included, travels with top
- push button control pad mounted right or left
- 120" power cord
- specify Matte Black (MBK), Arctic Silver (ASL) or White (WH) metal finish
- locking available, specify and add \$85 list
- electrical cut out to fit an EC10, EC11 and EC12 available, specify location and order separately
- wall access cut out in back panel, specify and add \$176 list

36" d Adjustable Height Corner Desk - Flush Modesty Panel	60	72	Adj	464	42	VST3672-C24AHFR	\$5,972	\$6,289		
	60	72	Adj	464	42	VSV3672-C24AHFR			\$8,293	\$8,874
	60	72	Adj	464	42	VST3672-C24AHFL	\$5,972	\$6,289		
	60	72	Adj	464	42	VSV3672-C24AHFL			\$8,293	\$8,874
	60	66	Adj	450	41	VST3666-C24AHFR	\$5,915	\$6,232		
	60	66	Adj	450	41	VSV3666-C24AHFR			\$8,182	\$8,755
	60	66	Adj	450	41	VST3666-C24AHFL	\$5,915	\$6,232		
	60	66	Adj	450	41	VSV3666-C24AHFL			\$8,182	\$8,755



left shown



left shown

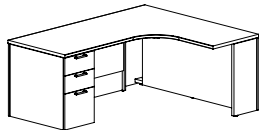
- 29 1/2" to 49 1/8" height adjustment
- top edge profile on user side and approach sides
- top grommet available, specify location; and add \$53 list each
- maximum weight rating 140 lbs. (evenly distributed load)
- hanging modesty panel included, travels with top
- push button control pad mounted right or left
- 120" power cord
- specify Matte Black (MBK), Arctic Silver (ASL) or White (WH) metal finish
- locking available, specify and add \$85 list
- electrical cut out to fit an EC10, EC11 and EC12 available, specify location and order separately
- wall access cut out in back panel, specify and add \$176 list

To Order, Specify:

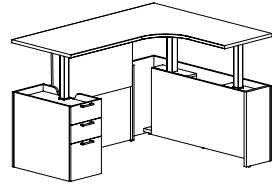
① Model Number Laminate - VST Veneer - VSV

- ② Worksurface Material (see page [VI3](#))
 - a.) TFL
 - b.) HPL
- ③ Laminate Color (see page [VI3](#))
 - a.) Worksurface Color
 - b.) Chassis Color
 - c.) Drawer Color
- ④ Edge Profile (see page [VI4](#))
- ⑤ Pull Style and Color (see page [VI5](#))
- ⑥ Optional Grommet Location & Color (see page [VI6](#))
- ⑦ Other Product Options (see page [VI10](#))
- ⑧ Accessories (see page [VS314](#))
- ⑨ Power and Data Options (see page [VS324](#))

Description	D	W	H	CTN WT	CU FT	Model	TFL Laminate	HPL Laminate	Essentials Veneer	Artisan Veneer
30'd Adjustable Height Corner Desk - Break Front Modesty Panel	60	72	Adj	446	41	VST3072-C30AHBR	\$6,157	\$6,477		
	60	72	Adj	446	41	VSV3072-C30AHBR			\$8,486	\$9,080
	60	72	Adj	446	41	VST3072-C30AHBL	\$6,157	\$6,477		
	60	72	Adj	446	41	VSV3072-C30AHBL			\$8,486	\$9,080
	60	66	Adj	434	39	VST3066-C30AHBR	\$6,104	\$6,421		
	60	66	Adj	434	39	VSV3066-C30AHBR			\$8,455	\$9,046
	60	66	Adj	434	39	VST3066-C30AHBL	\$6,104	\$6,421		
	60	66	Adj	434	39	VSV3066-C30AHBL			\$8,455	\$9,046

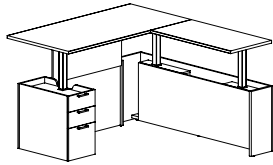
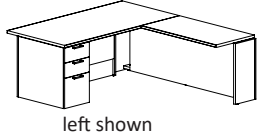


left shown



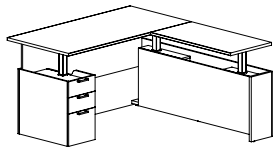
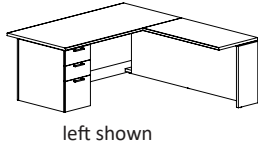
- 29 1/2" to 49 1/8" height adjustment
- top edge profile on user side and approach sides
- top grommet available, specify location; and add \$53 list each
- maximum weight rating 140 lbs. (evenly distributed load)
- hanging modesty panel included, travels with top
- push button control pad mounted right or left
- 120" power cord
- specify Matte Black (MBK), Arctic Silver (ASL) or White (WH) metal finish
- locking available, specify and add \$85 list
- electrical cut out to fit an EC10, EC11 and EC12 available, specify location and order separately
- wall access cut out in back panel, specify and add \$176 list

Description	D	W	H	CTN WT	CU FT	① Model	TFL Laminate	HPL Laminate	Essentials Veneer	Artisan Veneer
36" d Adjustable Height L-Shaped Desk with 48" d Bridge - Break Front Modesty Panel	84	72	Adj	516	47	VST3672-U48AHBR	\$6,163	\$6,438		
	84	72	Adj	516	47	VSV3672-U48AHBR			\$8,610	\$9,213
	84	72	Adj	516	47	VST3672-U48AHBL	\$6,163	\$6,438		
	84	72	Adj	516	47	VSV3672-U48AHBL			\$8,610	\$9,213
	84	66	Adj	502	46	VST3666-U48AHBR	\$6,127	\$6,388		
	84	66	Adj	502	46	VSV3666-U48AHBR			\$8,544	\$9,142
	84	66	Adj	502	46	VST3666-U48AHBL	\$6,127	\$6,388		
	84	66	Adj	502	46	VSV3666-U48AHBL			\$8,544	\$9,142



- 29 1/2" to 49 1/8" height adjustment
- top edge profile on user side and approach sides
- top grommet available, specify location; and add \$53 list each
- 1" gap at the end of bridge worksurface
- maximum weight rating 140 lbs. (evenly distributed load)
- hanging modesty panel included, travels with top
- push button control pad mounted right or left
- 120" power cord
- specify Matte Black (MBK), Arctic Silver (ASL) or White (WH) metal finish
- locking available, specify and add \$85 list
- electrical cut out to fit an EC10, EC11 and EC12 available, specify location and order separately
- wall access cut out in back panel, specify and add \$176 list

36" d Adjustable Height L-Shaped Desk with 48" d Bridge - Flush Modesty Panel	84	72	Adj	534	45	VST3672-U48AHFR	\$5,993	\$6,268		
	84	72	Adj	534	45	VSV3672-U48AHFR			\$8,407	\$8,996
	84	72	Adj	534	45	VST3672-U48AHFL	\$5,993	\$6,268		
	84	72	Adj	534	45	VSV3672-U48AHFL			\$8,407	\$8,996
	84	66	Adj	520	44	VST3666-U48AHFR	\$5,954	\$6,213		
	84	66	Adj	520	44	VSV3666-U48AHFR			\$8,337	\$8,921
	84	66	Adj	520	44	VST3666-U48AHFL	\$5,954	\$6,213		
	84	66	Adj	520	44	VSV3666-U48AHFL			\$8,337	\$8,921



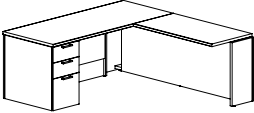
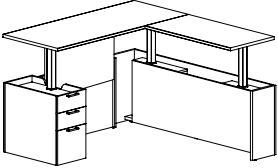
- 29 1/2" to 49 1/8" height adjustment
- top edge profile on user side and approach sides
- top grommet available, specify location; and add \$53 list each
- 1" gap at the end of bridge worksurface
- maximum weight rating 140 lbs. (evenly distributed load)
- hanging modesty panel included, travels with top
- push button control pad mounted right or left
- 120" power cord
- specify Matte Black (MBK), Arctic Silver (ASL) or White (WH) metal finish
- locking available, specify and add \$85 list
- electrical cut out to fit an EC10, EC11 and EC12 available, specify location and order separately
- wall access cut out in back panel, specify and add \$176 list

To Order, Specify:

① Model Number Laminate - VST Veneer - VSV

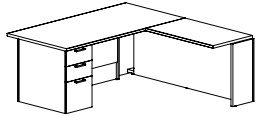
- ② Worksurface Material (see page [VI3](#))
 - a.) TFL
 - b.) HPL
- ③ Laminate Color (see page [VI3](#))
 - a.) Worksurface Color
 - b.) Chassis Color
 - c.) Drawer Color

- ④ Edge Profile (see page [VI4](#))
- ⑤ Pull Style and Color (see page [VI5](#))
- ⑥ Optional Grommet Location & Color (see page [VI6](#))
- ⑦ Other Product Options (see page [VI10](#))
- ⑧ Accessories (see page [VS314](#))
- ⑨ Power and Data Options (see page [VS324](#))

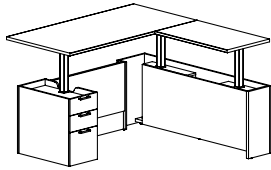
Description	D	W	H	CTN WT	CU FT	① Model	TFL Laminate	HPL Laminate	Essentials Veneer	Artisan Veneer
30" d Adjustable Height L-Shaped Desk with 48" d Bridge - Break Front Modesty Panel  left shown 	78	72	Adj	471	46	VST3072-U48AHBR	\$6,138	\$6,401		
	78	72	Adj	471	46	VSV3072-U48AHBR			\$8,540	\$9,140
	78	72	Adj	471	46	VST3072-U48AHBL	\$6,138	\$6,401		
	78	72	Adj	471	46	VSV3072-U48AHBL			\$8,540	\$9,140
	78	66	Adj	501	45	VST3066-U48AHBR	\$6,098	\$6,351		
	78	66	Adj	501	45	VSV3066-U48AHBR			\$8,480	\$9,075
	78	66	Adj	501	45	VST3066-U48AHBL	\$6,098	\$6,351		
	78	66	Adj	501	45	VSV3066-U48AHBL			\$8,480	\$9,075

- 29 1/2" to 49 1/8" height adjustment
- top edge profile on user side and approach sides
- top grommet available, specify location; and add \$53 list each
- 1" gap at the end of bridge worksurface
- maximum weight rating 140 lbs. (evenly distributed load)
- hanging modesty panel included, travels with top
- push button control pad mounted right or left
- 120" power cord
- specify Matte Black (MBK), Arctic Silver (ASL) or White (WH) metal finish
- locking available, specify and add \$85 list
- electrical cut out to fit an EC10, EC11 and EC12 available, specify location and order separately
- wall access cut out in back panel, specify and add \$176 list

Description	D	W	H	CTN WT	CU FT	① Model	TFL Laminate	HPL Laminate	Essentials Veneer	Artisan Veneer
36" d Adjustable Height L-Shaped Desk with 42" d Bridge - Break Front Modesty Panel	78	72	Adj	499	45	VST3672-U42AHBR	\$6,130	\$6,407		
	78	72	Adj	499	45	VSV3672-U42AHBR			\$8,567	\$9,168
	78	72	Adj	499	45	VST3672-U42AHBL	\$6,130	\$6,407		
	78	72	Adj	499	45	VSV3672-U42AHBL			\$8,567	\$9,168
	78	66	Adj	485	44	VST3666-U42AHBR	\$6,096	\$6,359		
	78	66	Adj	485	44	VSV3666-U42AHBR			\$8,502	\$9,100
	78	66	Adj	485	44	VST3666-U42AHBL	\$6,096	\$6,359		
	78	66	Adj	485	44	VSV3666-U42AHBL			\$8,502	\$9,100

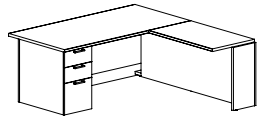


left shown

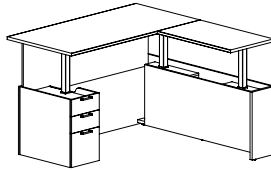


- 29 1/2" to 49 1/8" height adjustment
- top edge profile on user side
- top grommet available, specify location; and add \$53 list each
- 1" gap at the end of bridge worksurface
- maximum weight rating 140 lbs. (evenly distributed load)
- hanging modesty panel included, travels with top
- push button control pad mounted right or left
- 120" power cord
- specify Matte Black (MBK), Arctic Silver (ASL) or White (WH) metal finish
- locking available, specify and add \$85 list
- electrical cut out to fit an EC10, EC11 and EC12 available, specify location and order separately
- wall access cut out in back panel, specify and add \$176 list

36" d Adjustable Height L-Shaped Desk with 42" d Bridge - Flush Modesty Panel	78	72	Adj	518	43	VST3672-U42AHFR	\$5,958	\$6,225		
	78	72	Adj	518	43	VSV3672-U42AHFR			\$8,358	\$8,945
	78	72	Adj	518	43	VST3672-U42AHFL	\$5,958	\$6,225		
	78	72	Adj	518	43	VSV3672-U42AHFL			\$8,358	\$8,945
	78	66	Adj	504	42	VST3666-U42AHFR	\$5,921	\$6,185		
	78	66	Adj	504	42	VSV3666-U42AHFR			\$8,289	\$8,871
	78	66	Adj	504	42	VST3666-U42AHFL	\$5,921	\$6,185		
	78	66	Adj	504	42	VSV3666-U42AHFL			\$8,289	\$8,871



left shown

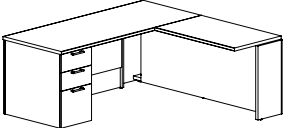
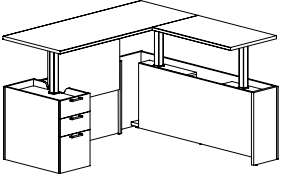


- 29 1/2" to 49 1/8" height adjustment
- top edge profile on user side and approach sides
- top grommet available, specify location; and add \$53 list each
- 1" gap at the end of bridge worksurface
- maximum weight rating 140 lbs. (evenly distributed load)
- hanging modesty panel included, travels with top
- push button control pad mounted right or left
- 120" power cord
- specify Matte Black (MBK), Arctic Silver (ASL) or White (WH) metal finish
- locking available, specify and add \$85 list
- electrical cut out to fit an EC10, EC11 and EC12 available, specify location and order separately
- wall access cut out in back panel, specify and add \$176 list

To Order, Specify:

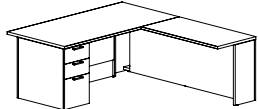
① Model Number Laminate - VST Veneer - VSV

- ② Worksurface Material (see page [VI3](#))
 - a.) TFL
 - b.) HPL
- ③ Laminate Color (see page [VI3](#))
 - a.) Worksurface Color
 - b.) Chassis Color
 - c.) Drawer Color
- ④ Edge Profile (see page [VI4](#))
- ⑤ Pull Style and Color (see page [VI5](#))
- ⑥ Optional Grommet Location & Color (see page [VI6](#))
- ⑦ Other Product Options (see page [VI10](#))
- ⑧ Accessories (see page [VS314](#))
- ⑨ Power and Data Options (see page [VS324](#))

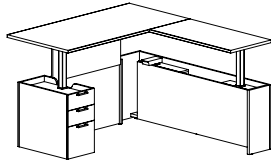
Description	D	W	H	CTN WT	CU FT	① Model	TFL Laminate	HPL Laminate	Essentials Veneer	Artisan Veneer
30" d Adjustable Height L-Shaped Desk with 42" d Bridge - Break Front Modesty Panel  left shown 	72	72	Adj	485	44	VST3072-U42AHBR	\$6,104	\$6,359		
	72	72	Adj	485	44	VSV3072-U42AHBR			\$8,500	\$9,097
	72	72	Adj	485	44	VST3072-U42AHBL	\$6,104	\$6,359		
	72	72	Adj	485	44	VSV3072-U42AHBL			\$8,500	\$9,097
	72	66	Adj	472	43	VST3066-U42AHBR	\$6,065	\$6,309		
	72	66	Adj	472	43	VSV3066-U42AHBR			\$8,439	\$9,030
	72	66	Adj	472	43	VST3066-U42AHBL	\$6,065	\$6,309		
	72	66	Adj	472	43	VSV3066-U42AHBL			\$8,439	\$9,030

- 29 1/2" to 49 1/8" height adjustment
- top edge profile on user side and approach sides
- top grommet available, specify location; and add \$53 list each
- 1" gap at the end of bridge worksurface
- maximum weight rating 140 lbs. (evenly distributed load)
- hanging modesty panel included, travels with top
- push button control pad mounted right or left
- 120" power cord
- specify Matte Black (MBK), Arctic Silver (ASL) or White (WH) metal finish
- locking available, specify and add \$85 list
- electrical cut out to fit an EC10, EC11 and EC12 available, specify location and order separately
- wall access cut out in back panel, specify and add \$176 list

Description	D	W	H	CTN WT	CU FT	① Model	TFL Laminate	HPL Laminate	Essentials Veneer	Artisan Veneer
36" d Adjustable Height L-Shaped Desk with 48" d Return - Break Front Modesty Panel	84	72	Adj	516	47	VST3672-L48AHBR	\$6,163	\$6,438		
	84	72	Adj	516	47	VSV3672-L48AHBR			\$8,610	\$9,213
	84	72	Adj	516	47	VST3672-L48AHBL	\$6,163	\$6,438		
	84	72	Adj	516	47	VSV3672-L48AHBL			\$8,610	\$9,213
	84	66	Adj	502	46	VST3666-L48AHBR	\$6,127	\$6,388		
	84	66	Adj	502	46	VSV3666-L48AHBR			\$8,544	\$9,142
	84	66	Adj	502	46	VST3666-L48AHBL	\$6,127	\$6,388		
	84	66	Adj	502	46	VSV3666-L48AHBL			\$8,544	\$9,142

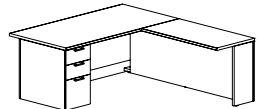


left shown

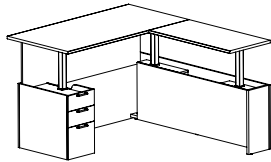


- 29 1/2" to 49 1/8" height adjustment
- top edge profile on user side and approach sides
- top grommet available, specify location; and add \$53 list each
- maximum weight rating 140 lbs. (evenly distributed load)
- hanging modesty panel included, travels with top
- push button control pad mounted right or left
- 120" power cord
- specify Matte Black (MBK), Arctic Silver (ASL) or White (WH) metal finish
- locking available, specify and add \$85 list
- electrical cut out to fit an EC10, EC11 and EC12 available, specify location and order separately
- wall access cut out in back panel, specify and add \$176 list

36" d Adjustable Height L-Shaped Desk with 48" d Return - Flush Modesty Panel	84	72	Adj	534	45	VST3672-L48AHFR	\$5,993	\$6,268		
	84	72	Adj	534	45	VSV3672-L48AHFR			\$8,407	\$8,996
	84	72	Adj	534	45	VST3672-L48AHFL	\$5,993	\$6,268		
	84	72	Adj	534	45	VSV3672-L48AHFL			\$8,407	\$8,996
	84	66	Adj	520	44	VST3666-L48AHFR	\$5,954	\$6,213		
	84	66	Adj	520	44	VSV3666-L48AHFR			\$8,337	\$8,921
	84	66	Adj	520	44	VST3666-L48AHFL	\$5,954	\$6,213		
	84	66	Adj	520	44	VSV3666-L48AHFL			\$8,337	\$8,921



left shown



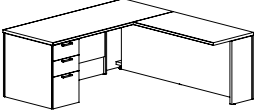
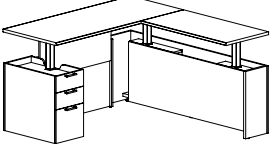
- 29 1/2" to 49 1/8" height adjustment
- top edge profile on user side and approach sides
- top grommet available, specify location; and add \$53 list each
- maximum weight rating 140 lbs. (evenly distributed load)
- hanging modesty panel included, travels with top
- push button control pad mounted right or left
- 120" power cord
- specify Matte Black (MBK), Arctic Silver (ASL) or White (WH) metal finish
- locking available, specify and add \$85 list
- electrical cut out to fit an EC10, EC11 and EC12 available, specify location and order separately
- wall access cut out in back panel, specify and add \$176 list

To Order, Specify:

① Model Number Laminate - VST Veneer - VSV

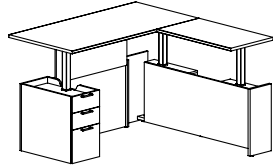
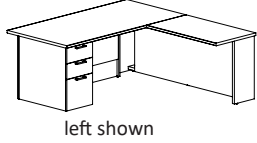
- ② Worksurface Material (see page [VI3](#))
 - a.) TFL
 - b.) HPL
- ③ Laminate Color (see page [VI3](#))
 - a.) Worksurface Color
 - b.) Chassis Color
 - c.) Drawer Color

- ④ Edge Profile (see page [VI4](#))
- ⑤ Pull Style and Color (see page [VI5](#))
- ⑥ Optional Grommet Location & Color (see page [VI6](#))
- ⑦ Other Product Options (see page [VI10](#))
- ⑧ Accessories (see page [VS314](#))
- ⑨ Power and Data Options (see page [VS324](#))

Description	D	W	H	CTN WT	CU FT	① Model	TFL Laminate	HPL Laminate	Essentials Veneer	Artisan Veneer
30" d Adjustable Height L-Shaped Desk with 48" d Return - Break Front Modesty Panel  left shown 	78	72	Adj	471	46	VST3072-L48AHBR	\$6,138	\$6,401		
	78	72	Adj	471	46	VSV3072-L48AHBR			\$8,540	\$9,140
	78	72	Adj	471	46	VST3072-L48AHBL	\$6,138	\$6,401		
	78	72	Adj	471	46	VSV3072-L48AHBL			\$8,540	\$9,140
	78	66	Adj	501	45	VST3066-L48AHBR	\$6,098	\$6,351		
	78	66	Adj	501	45	VSV3066-L48AHBR			\$8,480	\$9,075
	78	66	Adj	501	45	VST3066-L48AHBL	\$6,098	\$6,351		
	78	66	Adj	501	45	VSV3066-L48AHBL			\$8,480	\$9,075

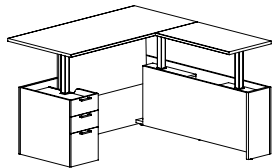
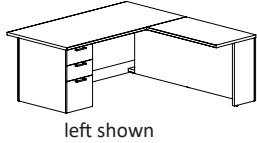
- 29 ½" to 49 ⅝" height adjustment
- top edge profile on user side and approach sides
- top grommet available, specify location; and add \$53 list each
- maximum weight rating 140 lbs. (evenly distributed load)
- hanging modesty panel included, travels with top
- push button control pad mounted right or left
- 120" power cord
- specify Matte Black (MBK), Arctic Silver (ASL) or White (WH) metal finish
- locking available, specify and add \$85 list
- electrical cut out to fit an EC10, EC11 and EC12 available, specify location and order separately
- wall access cut out in back panel, specify and add \$176 list

Description	D	W	H	CTN WT	CU FT	① Model	TFL Laminate	HPL Laminate	Essentials Veneer	Artisan Veneer
36" d Adjustable Height L-Shaped Desk with 42" d Return - Break Front Modesty Panel	78	72	Adj	499	45	VST3672-L42AHBR	\$6,130	\$6,407		
	78	72	Adj	499	45	VSV3672-L42AHBR			\$8,567	\$9,168
	78	72	Adj	499	45	VST3672-L42AHBL	\$6,130	\$6,407		
	78	72	Adj	499	45	VSV3672-L42AHBL			\$8,567	\$9,168
	78	66	Adj	485	44	VST3666-L42AHBR	\$6,096	\$6,359		
	78	66	Adj	485	44	VSV3666-L42AHBR			\$8,502	\$9,100
	78	66	Adj	485	44	VST3666-L42AHBL	\$6,096	\$6,359		
	78	66	Adj	485	44	VSV3666-L42AHBL			\$8,502	\$9,100



- 29 1/2" to 49 1/8" height adjustment
- top edge profile on user side and approach sides
- top grommet available, specify location; and add \$53 list each
- maximum weight rating 140 lbs. (evenly distributed load)
- hanging modesty panel included, travels with top
- push button control pad mounted right or left
- 120" power cord
- specify Matte Black (MBK), Arctic Silver (ASL) or White (WH) metal finish
- locking available, specify and add \$85 list
- electrical cut out to fit an EC10, EC11 and EC12 available, specify location and order separately
- wall access cut out in back panel, specify and add \$176 list

36" d Adjustable Height L-Shaped Desk with 42" d Return - Flush Modesty Panel	78	72	Adj	518	43	VST3672-L42AHFR	\$5,958	\$6,225		
	78	72	Adj	518	43	VSV3672-L42AHFR			\$8,358	\$8,945
	78	72	Adj	518	43	VST3672-L42AHFL	\$5,958	\$6,225		
	78	72	Adj	518	43	VSV3672-L42AHFL			\$8,358	\$8,945
	78	66	Adj	504	42	VST3666-L42AHFR	\$5,921	\$6,185		
	78	66	Adj	504	42	VSV3666-L42AHFR			\$8,289	\$8,871
	78	66	Adj	504	42	VST3666-L42AHFL	\$5,921	\$6,185		
	78	66	Adj	504	42	VSV3666-L42AHFL			\$8,289	\$8,871

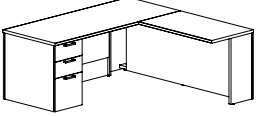
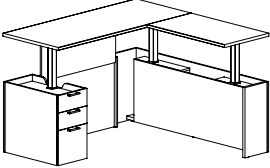


- 29 1/2" to 49 1/8" height adjustment
- top edge profile on user side and approach sides
- top grommet available, specify location; and add \$53 list each
- maximum weight rating 140 lbs. (evenly distributed load)
- hanging modesty panel included, travels with top
- push button control pad mounted right or left
- 120" power cord
- specify Matte Black (MBK), Arctic Silver (ASL) or White (WH) metal finish
- locking available, specify and add \$85 list
- electrical cut out to fit an EC10, EC11 and EC12 available, specify location and order separately
- wall access cut out in back panel, specify and add \$176 list

To Order, Specify:

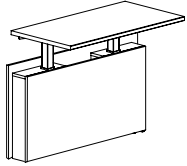
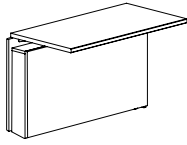
① Model Number Laminate - VST Veneer - VSV

- ② Worksurface Material (see page [VI3](#))
 - a.) TFL
 - b.) HPL
- ③ Laminate Color (see page [VI3](#))
 - a.) Worksurface Color
 - b.) Chassis Color
 - c.) Drawer Color
- ④ Edge Profile (see page [VI4](#))
- ⑤ Pull Style and Color (see page [VI5](#))
- ⑥ Optional Grommet Location & Color (see page [VI6](#))
- ⑦ Other Product Options (see page [VI10](#))
- ⑧ Accessories (see page [VS314](#))
- ⑨ Power and Data Options (see page [VS324](#))

Description	D	W	H	CTN WT	CU FT	① Model	TFL Laminate	HPL Laminate	Essentials Veneer	Artisan Veneer
30" d Adjustable Height L-Shaped Desk with 42" d Return - Break Front Modesty Panel  left shown 	72	72	Adj	485	44	VST3072-L42AHBR	\$6,104	\$6,359		
	72	72	Adj	485	44	VSV3072-L42AHBR			\$8,500	\$9,097
	72	72	Adj	485	44	VST3072-L42AHBL	\$6,104	\$6,359		
	72	72	Adj	485	44	VSV3072-L42AHBL			\$8,500	\$9,097
	72	66	Adj	472	43	VST3066-L42AHBR	\$6,065	\$6,309		
	72	66	Adj	472	43	VSV3066-L42AHBR			\$8,439	\$9,030
	72	66	Adj	472	43	VST3066-L42AHBL	\$6,065	\$6,309		
	72	66	Adj	472	43	VSV3066-L42AHBL			\$8,439	\$9,030

- 29 1/2" to 49 1/8" height adjustment
- top edge profile on user side and approach sides
- top grommet available, specify location; and add \$53 list each
- maximum weight rating 140 lbs. (evenly distributed load)
- hanging modesty panel included, travels with top
- push button control pad mounted right or left
- 120" power cord
- specify Matte Black (MBK), Arctic Silver (ASL) or White (WH) metal finish
- locking available, specify and add \$85 list
- electrical cut out to fit an EC10, EC11 and EC12 available, specify location and order separately
- wall access cut out in back panel, specify and add \$176 list

Description	D	W	H	CTN WT	CU FT	① Model	TFL Laminate	HPL Laminate	Essentials Veneer	Artisan Veneer
Adjustable Height Bridge	24	48	Adj.	175	24	VST2448AHB	\$3,167	\$3,315		
	24	48	Adj.	175	24	VSV2448AHB			\$4,371	\$4,677
	24	42	Adj.	166	21	VST2442AHB	\$3,128	\$3,263		
	24	42	Adj.	166	21	VSV2442AHB			\$4,310	\$4,612



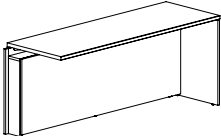
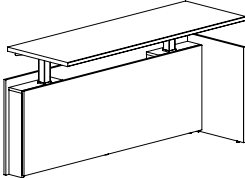
- attaches to fixed height desk & credenza
- 29 1/2" to 49 1/8" height adjustment
- top edge profile on user side
- top grommet available, specify location; and add \$53 list each
- 1" gap on ends
- maximum weight rating 140 lbs. (evenly distributed load)
- push button control pad mounted right or left
- 120" power cord
- specify Matte Black (MBK), Arctic Silver (ASL) or White (WH) metal finish
- electrical cut out to fit an EC10, EC11 and EC12 available, specify location and order separately
- wall access cut out in back panel, specify and add \$176 list

To Order, Specify:

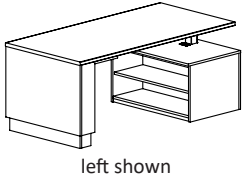
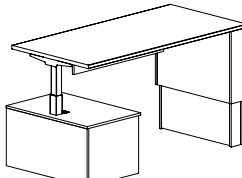
① Model Number Laminate - VST Veneer - VSV

- ② Worksurface Material (see page [V13](#))
 - a.) TFL
 - b.) HPL
- ③ Laminate Color (see page [V13](#))
 - a.) Worksurface Color
 - b.) Chassis Color
 - c.) Drawer Color
- ② Finish Color (see page [V11](#))

- ④ Edge Profile (see page [V14](#))
- ⑤ Pull Style and Color (see page [V15](#))
- ⑥ Optional Grommet Location & Color (see page [V16](#))
- ⑦ Other Product Options (see page [V110](#))
- ⑧ Accessories (see page [VS314](#))
- ⑨ Power and Data Options (see page [VS324](#))

Description	D	W	H	CTN WT	CU FT	① Model	TFL Laminate	HPL Laminate	Essentials Veneer	Artisan Veneer
Adjustable Height Kneespace Return  right shown 	24	72	Adj.	269	36	VST2472AHRR	\$3,485	\$3,654		
	24	72	Adj.	269	36	VSV2472AHRR			\$5,082	\$5,492
	24	72	Adj.	269	36	VST2472AHRL	\$3,485	\$3,654		
	24	72	Adj.	269	36	VSV2472AHRL			\$5,082	\$5,492
	24	66	Adj.	254	33	VST2466AHRR	\$3,440	\$3,603		
	24	66	Adj.	254	33	VSV2466AHRR			\$5,017	\$5,422
	24	66	Adj.	254	33	VST2466AHRL	\$3,440	\$3,603		
	24	66	Adj.	254	33	VSV2466AHRL			\$5,017	\$5,422
	24	60	Adj.	237	30	VST2460AHRR	\$3,395	\$3,553		
	24	60	Adj.	237	30	VSV2460AHRR			\$5,000	\$5,351
	24	60	Adj.	237	30	VST2460AHRL	\$3,395	\$3,553		
	24	60	Adj.	237	30	VSV2460AHRL			\$5,000	\$5,351
	24	54	Adj.	221	27	VST2454AHRR	\$3,350	\$3,499		
	24	54	Adj.	221	27	VSV2454AHRR			\$4,934	\$5,281
	24	54	Adj.	221	27	VST2454AHRL	\$3,350	\$3,499		
	24	54	Adj.	221	27	VSV2454AHRL			\$4,934	\$5,281
	24	48	Adj.	205	24	VST2448AHRR	\$3,306	\$3,447		
	24	48	Adj.	205	24	VSV2448AHRR			\$4,869	\$5,210
	24	48	Adj.	205	24	VST2448AHRL	\$3,306	\$3,447		
	24	48	Adj.	205	24	VSV2448AHRL			\$4,869	\$5,210

- attaches to fixed height desk
- 29 1/2" to 49 1/8" height adjustment
- top edge profile on user side
- top grommet available, specify location; and add \$53 list each
- 1" gap on attaching end
- maximum weight rating 140 lbs. (evenly distributed load)
- push button control pad mounted right or left
- 120" power cord
- specify Matte Black (MBK), Arctic Silver (ASL) or White (WH) metal finish
- electrical cut out to fit an EC10, EC11 and EC12 available, specify location and order separately
- wall access cut out in back panel, specify and add \$176 list
- short grain direction for 48", 54" and 60"w laminate surface
- long grain direction for 66" and 72"w laminate surface

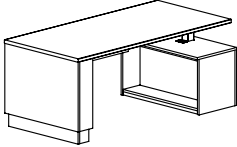
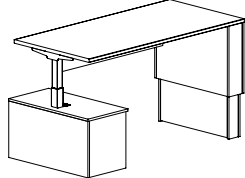
Description	D	W	H	CTN WT	CU FT	① Model	TFL Laminate	HPL Laminate	Essentials Veneer	Artisan Veneer
Adjustable Height Peninsula Desk -24"d Credenza	36	72	Adj	340	35	VSTB3672-AH24PDR	\$4,168	\$4,386		
	36	72	Adj	340	35	VSVB3672-AH24PDR			\$6,147	\$6,579
	36	72	Adj	340	35	VSTB3672-AH24PDL	\$4,168	\$4,386		
	36	72	Adj	340	35	VSVB3672-AH24PDL			\$6,147	\$6,579
	36	66	Adj	332	35	VSTB3666-AH24PDR	\$4,150	\$4,357		
	36	66	Adj	332	35	VSVB3666-AH24PDR			\$6,103	\$6,533
	36	66	Adj	332	35	VSTB3666-AH24PDL	\$4,150	\$4,357		
	36	66	Adj	332	35	VSVB3666-AH24PDL			\$6,103	\$6,533
	36	60	Adj	323	34	VSTB3660-AH24PDR	\$4,131	\$4,332		
	36	60	Adj	323	34	VSVB3660-AH24PDR			\$6,060	\$6,485
	36	60	Adj	323	34	VSTB3660-AH24PDL	\$4,131	\$4,332		
	36	60	Adj	323	34	VSVB3660-AH24PDL			\$6,060	\$6,485
	30	72	Adj	297	30	VSTB3072-AH24PDR	\$4,042	\$4,242		
	30	72	Adj	297	30	VSVB3072-AH24PDR			\$5,765	\$6,168
	30	72	Adj	297	30	VSTB3072-AH24PDL	\$4,042	\$4,242		
	30	72	Adj	297	30	VSVB3072-AH24PDL			\$5,765	\$6,168
	30	66	Adj	289	29	VSTB3066-AH24PDR	\$4,019	\$4,208		
	30	66	Adj	289	29	VSVB3066-AH24PDR			\$5,726	\$6,127
	30	66	Adj	289	29	VSTB3066-AH24PDL	\$4,019	\$4,208		
	30	66	Adj	289	29	VSVB3066-AH24PDL			\$5,726	\$6,127
	30	60	Adj	281	28	VSTB3060-AH24PDR	\$3,995	\$4,174		
	30	60	Adj	281	28	VSVB3060-AH24PDR			\$5,688	\$6,086
	30	60	Adj	281	28	VSTB3060-AH24PDL	\$3,995	\$4,174		
	30	60	Adj	281	28	VSVB3060-AH24PDL			\$5,688	\$6,086

- use with bench height- 24"d credenza
- 29 1/2" to 49 1/8" height adjustment
- top edge profile on user side
- top grommet available, specify location; and add \$53 list each
- 12" hanging modesty panel included, travels with top
- maximum weight rating 140 lbs. (evenly distributed load)
- push button control pad mounted right or left
- 120" power cord
- specify Matte Black (MBK), Arctic Silver (ASL) or White (WH) metal finish
- electrical cut out to fit an EC10, EC11 and EC12 available, specify location and order separately
- wall access cut out in back panel, specify and add \$176 list

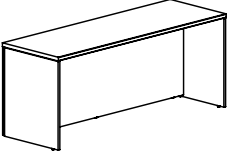
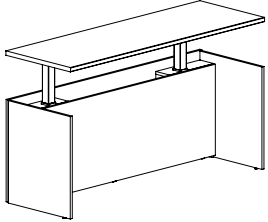
To Order, Specify:

① Model Number Laminate - VST Veneer - VSV

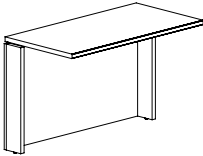
- ② Worksurface Material (see page [VI3](#))
 - a.) TFL
 - b.) HPL
- ③ Laminate Color (see page [VI3](#))
 - a.) Worksurface Color
 - b.) Chassis Color
 - c.) Drawer Color
- ④ Edge Profile (see page [VI4](#))
- ⑤ Pull Style and Color (see page [VI5](#))
- ⑥ Optional Grommet Location & Color (see page [VI6](#))
- ⑦ Other Product Options (see page [VI10](#))
- ⑧ Accessories (see page [VS314](#))
- ⑨ Power and Data Options (see page [VS324](#))

Description	D	W	H	CTN WT	CU FT	Model	TFL Laminate	HPL Laminate	Essentials Veneer	Artisan Veneer
Adjustable Height Peninsula Desk - 18" d Credenza	36	72	Adj	314	31	VSTB3672-AH18PDR	\$4,122	\$4,338		
	36	72	Adj	314	31	VSVB3672-AH18PDR			\$5,998	\$6,430
 left shown	36	72	Adj	314	31	VSTB3672-AH18PDL	\$4,122	\$4,338		
	36	72	Adj	314	31	VSVB3672-AH18PDL			\$5,998	\$6,430
	36	66	Adj	306	31	VSTB3666-AH18PDR	\$4,103	\$4,308		
	36	66	Adj	306	31	VSVB3666-AH18PDR			\$5,954	\$6,383
	36	66	Adj	306	31	VSTB3666-AH18PDL	\$4,103	\$4,308		
	36	66	Adj	306	31	VSVB3666-AH18PDL			\$5,954	\$6,383
	36	60	Adj	297	30	VSTB3660-AH18PDR	\$4,084	\$4,283		
	36	60	Adj	297	30	VSVB3660-AH18PDR			\$5,911	\$6,334
	36	60	Adj	297	30	VSTB3660-AH18PDL	\$4,084	\$4,283		
	36	60	Adj	297	30	VSVB3660-AH18PDL			\$5,911	\$6,334
	30	72	Adj	274	26	VSTB3072-AH18PDR	\$3,994	\$4,195		
	30	72	Adj	274	26	VSVB3072-AH18PDR			\$5,615	\$6,018
	30	72	Adj	274	26	VSTB3072-AH18PDL	\$3,994	\$4,195		
	30	72	Adj	274	26	VSVB3072-AH18PDL			\$5,615	\$6,018
	30	66	Adj	266	26	VSTB3066-AH18PDR	\$3,971	\$4,161		
	30	66	Adj	266	26	VSVB3066-AH18PDR			\$5,575	\$5,976
	30	66	Adj	266	26	VSTB3066-AH18PDL	\$3,971	\$4,161		
	30	66	Adj	266	26	VSVB3066-AH18PDL			\$5,575	\$5,976
	30	60	Adj	258	25	VSTB3060-AH18PDR	\$3,948	\$4,127		
	30	60	Adj	258	25	VSVB3060-AH18PDR			\$5,538	\$5,937
	30	60	Adj	258	25	VSTB3060-AH18PDL	\$3,948	\$4,127		
	30	60	Adj	258	25	VSVB3060-AH18PDL			\$5,538	\$5,937

- use with bench height- 18" d credenza
- 29 1/2" to 49 1/2" height adjustment
- top edge profile on user side
- top grommet available, specify location; and add \$53 list each
- maximum weight rating 140 lbs. (evenly distributed load)
- push button control pad mounted right or left
- 120" power cord
- specify Matte Black (MBK), Arctic Silver (ASL) or White (WH) metal finish
- electrical cut out to fit an EC10, EC11 and EC12 available, specify location and order separately
- wall access cut out in back panel, specify and add \$176 list

Description	D	W	H	CTN WT	CU FT	① Model	TFL Laminate	HPL Laminate	Essentials Veneer	Artisan Veneer
Adjustable Height Shell Credenza  	24	72	Adj	273	36	VST2472AHC	\$3,585	\$3,761		
	24	72	Adj	273	36	VSV2472AHC			\$5,044	\$5,397
	24	66	Adj	264	33	VST2466AHC	\$3,539	\$3,710		
	24	66	Adj	264	33	VSV2466AHC			\$4,982	\$5,330
	24	60	Adj	255	30	VST2460AHC	\$3,493	\$3,659		
	24	60	Adj	255	30	VSV2460AHC			\$4,920	\$5,265
	24	54	Adj	246	27	VST2454AHC	\$3,448	\$3,605		
	24	54	Adj	246	27	VSV2454AHC			\$4,860	\$5,200
	24	48	Adj	237	24	VST2448AHC	\$3,405	\$3,554		
	24	48	Adj	237	24	VSV2448AHC			\$4,798	\$5,135

- 29 1/2" to 49 1/8" height adjustment
- top edge profile on user side
- top grommet available, specify location; and add \$53 list each
- maximum weight rating 140 lbs. (evenly distributed load)
- push button control pad mounted right or left
- 120" power cord
- specify Matte Black (MBK), Arctic Silver (ASL) or White (WH) metal finish
- electrical cut out to fit an EC10, EC11 and EC12 available, specify location and order separately
- wall access cut out in back panel, specify and add \$176 list

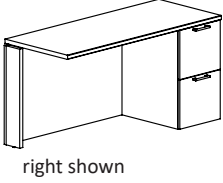
Description	D	W	H	CTN WT	CU FT	① Model	TFL Laminate	HPL Laminate	Essentials Veneer	Artisan Veneer
Bridge with Modesty Panel for Adjustable Height 	24	48	29 1/2	117	4	VST2448AAEB	\$614	\$645		
	24	78	29 1/2	117	4	VSV2448AAEB			\$763	\$840
	24	42	29 1/2	114	3	VST2442AAEB	\$590	\$619		
	24	42	29 1/2	114	3	VSV2442AAEB			\$729	\$803
	24	36	29 1/2	106	3	VST2436AAEB	\$565	\$593		
	24	36	29 1/2	106	3	VSV2436AAEB			\$708	\$782
	20	48	29 1/2	109	4	VST2048AAEB	\$591	\$620		
	20	48	29 1/2	109	4	VSV2048AAEB			\$734	\$806
	20	42	29 1/2	107	3	VST2042AAEB	\$565	\$593		
	20	42	29 1/2	107	3	VSV2042AAEB			\$702	\$774
	20	36	29 1/2	101	3	VST2036AAEB	\$542	\$569		
	20	36	29 1/2	101	3	VSV2036AAEB			\$683	\$750

- attaches to adjustable height single pedestal desk on one end and fixed height credenza on other end
- top edge profile on user side
- top grommet available, specify location; and add \$53 list each
- 1" gap between bridge and desk surface
- chassis grommet available, specify and add \$51 list
- ships KD

To Order, Specify:

① Model Number Laminate - VST Veneer - VSV

- ② Worksurface Material (see page [V13](#))
 - a.) TFL
 - b.) HPL
- ③ Laminate Color (see page [V13](#))
 - a.) Worksurface Color
 - b.) Chassis Color
 - c.) Drawer Color
- ④ Edge Profile (see page [V14](#))
- ⑤ Pull Style and Color (see page [V15](#))
- ⑥ Optional Grommet Location & Color (see page [V16](#))
- ⑦ Other Product Options (see page [V110](#))
- ⑧ Accessories (see page [VS314](#))
- ⑨ Power and Data Options (see page [VS324](#))

Description	D	W	H	CTN WT	CU FT	① Model	TFL Laminate	HPL Laminate	Essentials Veneer	Artisan Veneer
File/File Return for Adjustable Height Desk	24	60	29½	190	30	VST2460AAERR	\$1,670	\$1,761		
	24	60	29½	190	30	VSV2460AAERR			\$2,436	\$2,687
	24	60	29½	190	30	VST2460AAELR	\$1,670	\$1,761		
	24	60	29½	190	30	VSV2460AAELR			\$2,436	\$2,687
	24	54	29½	179	27	VST2454AAERR	\$1,532	\$1,614		
	24	54	29½	179	27	VSV2454AAERR			\$2,369	\$2,611
	24	54	29½	179	27	VST2454AAELR	\$1,532	\$1,614		
	24	54	29½	179	27	VSV2454AAELR			\$2,369	\$2,611
	24	48	29½	168	25	VST2448AAERR	\$1,266	\$1,337		
	24	48	29½	168	25	VSV2448AAERR			\$2,262	\$2,493
	24	48	29½	168	25	VST2448AAELR	\$1,266	\$1,337		
	24	48	29½	168	25	VSV2448AAELR			\$2,262	\$2,493
	24	42	29½	155	22	VST2442AAERR	\$1,184	\$1,249		
	24	42	29½	155	22	VSV2442AAERR			\$2,195	\$2,419
	24	42	29½	155	22	VST2442AAELR	\$1,184	\$1,249		
	24	42	29½	155	22	VSV2442AAELR			\$2,195	\$2,419
	20	60	29½	173	26	VST2060AAERR	\$1,602	\$1,686		
	20	60	29½	173	26	VSV2060AAERR			\$2,339	\$2,577
	20	60	29½	173	26	VST2060AAELR	\$1,602	\$1,686		
	20	60	29½	173	26	VSV2060AAELR			\$2,339	\$2,577
	20	54	29½	163	23	VST2054AAERR	\$1,470	\$1,549		
	20	54	29½	163	23	VSV2054AAERR			\$2,271	\$2,505
	20	54	29½	163	23	VST2054AAELR	\$1,470	\$1,549		
	20	54	29½	163	23	VSV2054AAELR			\$2,271	\$2,505
	20	48	29½	154	21	VST2048AAERR	\$1,214	\$1,279		
	20	48	29½	154	21	VSV2048AAERR			\$2,168	\$2,391
	20	48	29½	154	21	VST2048AAELR	\$1,214	\$1,279		
	20	48	29½	154	21	VSV2048AAELR			\$2,168	\$2,391
	20	42	29½	142	18	VST2042AAERR	\$1,134	\$1,197		
	20	42	29½	142	18	VSV2042AAERR			\$2,106	\$2,323
	20	42	29½	142	18	VST2042AAELR	\$1,134	\$1,197		
	20	42	29½	142	18	VSV2042AAELR			\$2,106	\$2,323

- attaches to adjustable height case single pedestal desk
- 1" gap between return and desk surface
- short grain direction laminate surface
- top edge profile on user side
- top grommet available, specify location; and add \$53 list each
- chassis grommet available, specify and add \$100 list
- locking available, specify and add \$83 list

Description	D	W	H	CTN WT	CU FT	① Model	TFL Laminate	HPL Laminate	Essentials Veneer	Artisan Veneer
24" d Box/Box/File Return for Adjustable Height Desk  right shown	24	60	29½	190	30	VST2460AAERY	\$1,670	\$1,761		
	24	60	29½	190	30	VSV2460AAERY			\$2,436	\$2,687
	24	60	29½	190	30	VST2460AAELY	\$1,670	\$1,761		
	24	60	29½	190	30	VSV2460AAELY			\$2,436	\$2,687
	24	54	29½	179	27	VST2454AAERY	\$1,532	\$1,614		
	24	54	29½	179	27	VSV2454AAERY			\$2,369	\$2,611
	24	54	29½	179	27	VST2454AAELY	\$1,532	\$1,614		
	24	54	29½	179	27	VSV2454AAELY			\$2,369	\$2,611
	24	48	29½	168	25	VST2448AAERY	\$1,266	\$1,337		
	24	48	29½	168	25	VSV2448AAERY			\$2,262	\$2,493
	24	48	29½	168	25	VST2448AAELY	\$1,266	\$1,337		
	24	48	29½	168	25	VSV2448AAELY			\$2,262	\$2,493
	24	42	29½	155	22	VST2442AAERY	\$1,184	\$1,249		
	24	42	29½	155	22	VSV2442AAERY			\$2,195	\$2,419
	24	42	29½	155	22	VST2442AAELY	\$1,184	\$1,249		
	24	42	29½	155	22	VSV2442AAELY			\$2,195	\$2,419

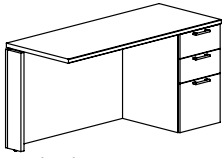
- attaches to adjustable height single pedestal desk
- 1" gap between return and desk surface
- short grain direction laminate surface
- top edge profile on user side
- top grommet available, specify location; and add \$53 list each
- chassis grommet available, specify and add \$100 list
- locking available, specify and add \$83 list

To Order, Specify:

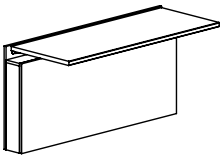
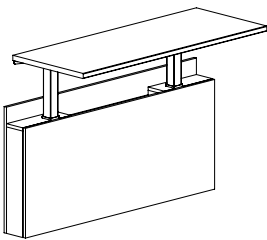
① Model Number Laminate - VST Veneer - VSV

- ② Worksurface Material (see page [V13](#))
 - a.) TFL
 - b.) HPL
- ③ Laminate Color (see page [V13](#))
 - a.) Worksurface Color
 - b.) Chassis Color
 - c.) Drawer Color
- ② Finish Color (see page [V11](#))

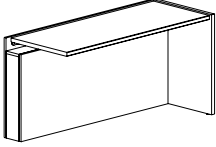
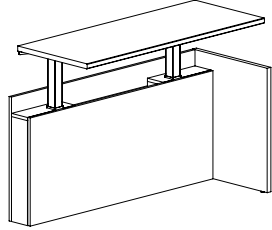
- ④ Edge Profile (see page [V14](#))
- ⑤ Pull Style and Color (see page [V15](#))
- ⑥ Optional Grommet Location & Color (see page [V16](#))
- ⑦ Other Product Options (see page [V110](#))
- ⑧ Accessories (see page [VS314](#))
- ⑨ Power and Data Options (see page [VS324](#))

Description	D	W	H	CTN WT	CU FT	① Model	TFL Laminate	HPL Laminate	Essentials Veneer	Artisan Veneer
20" d Box/Box/File Return for Adjustable Height Desk  right shown	20	60	29½	173	26	VST2060AAERY	\$1,602	\$1,686		
	20	60	29½	173	26	VSV2060AAERY			\$2,339	\$2,577
	20	60	29½	173	26	VST2060AAELY	\$1,602	\$1,686		
	20	60	29½	173	26	VSV2060AAELY			\$2,339	\$2,577
	20	54	29½	163	23	VST2054AAERY	\$1,470	\$1,549		
	20	54	29½	163	23	VSV2054AAERY			\$2,271	\$2,505
	20	54	29½	163	23	VST2054AAELY	\$1,470	\$1,549		
	20	54	29½	163	23	VSV2054AAELY			\$2,271	\$2,505
	20	48	29½	154	21	VST2048AAERY	\$1,214	\$1,279		
	20	48	29½	154	21	VSV2048AAERY			\$2,168	\$2,391
	20	48	29½	154	21	VST2048AAELY	\$1,214	\$1,279		
	20	48	29½	154	21	VSV2048AAELY			\$2,168	\$2,391
	20	42	29½	142	18	VST2042AAERY	\$1,134	\$1,197		
	20	42	29½	142	18	VSV2042AAERY			\$2,106	\$2,323
	20	42	29½	142	18	VST2042AAELY	\$1,134	\$1,197		
20	42	29½	142	18	VSV2042AAELY			\$2,106	\$2,323	

- attaches to adjustable height single pedestal desk
- 1" gap between return and desk surface
- short grain direction laminate surface
- top edge profile on user side
- top grommet available, specify location; and add \$53 list each
- chassis grommet available, specify and add \$100 list
- locking available, specify and add \$83 list

Description	D	W	H	CTN WT	CU FT	① Model	TFL Laminate	HPL Laminate	Essentials Veneer	Artisan Veneer
Adjustable Height Workwall Bridge  	24	60	Adj	168	30	VST2460WAHB	\$3,262	\$3,428		
	24	60	Adj	168	30	VSV2460WAHB			\$4,890	\$5,232
	24	54	Adj	159	27	VST2454WAHB	\$3,217	\$3,373		
	24	54	Adj	159	27	VSV2454WAHB			\$4,824	\$5,163
	24	48	Adj	150	24	VST2448WAHB	\$3,171	\$3,318		
	24	48	Adj	150	24	VSV2448WAHB			\$4,759	\$5,093
	24	42	Adj	141	21	VST2442WAHB	\$3,128	\$3,263		
	24	42	Adj	141	21	VSV2442WAHB			\$4,694	\$5,023

- attaches to workwall peninsula desk
- attaches to side of vertical storage or standard credenza
- 29 ½" to 49 ½" height adjustment
- 1" gap between bridge and adjacent surfaces
- top edge profile on user side
- top grommet available, specify location; and add \$53 list each
- push button control pad mounted right or left
- 120" power cord
- maximum weight rating 140 lbs. (evenly distributed load)
- ships KD
- specify Matte Black (MBK), Arctic Silver (ASL) or White (WH) metal finish
- electrical cut out to fit an EC10, EC11 and EC12 available, specify location and order separately

Description	D	W	H	CTN WT	CU FT	① Model	TFL Laminate	HPL Laminate	Essentials Veneer	Artisan Veneer
Adjustable Height Workwall Return  right shown 	24	60	Adj	192	30	VST2460WAHRR	\$3,395	\$3,553		
	24	60	Adj	192	30	VSV2460WAHRR			\$5,000	\$5,351
	24	60	Adj	192	30	VST2460WAHRL	\$3,395	\$3,553		
	24	60	Adj	192	30	VSV2460WAHRL			\$5,000	\$5,351
	24	54	Adj	183	27	VST2454WAHRR	\$3,350	\$3,499		
	24	54	Adj	183	27	VSV2454WAHRR			\$4,934	\$5,281
	24	54	Adj	183	27	VST2454WAHRL	\$3,350	\$3,499		
	24	54	Adj	183	27	VSV2454WAHRL			\$4,934	\$5,281
	24	48	Adj	174	24	VST2448WAHRR	\$3,306	\$3,447		
	24	48	Adj	174	24	VSV2448WAHRR			\$4,869	\$5,210
	24	48	Adj	174	24	VST2448WAHRL	\$3,306	\$3,447		
	24	48	Adj	174	24	VSV2448WAHRL			\$4,869	\$5,210
	24	42	Adj	165	21	VST2442WAHRR	\$3,262	\$3,395		
	24	42	Adj	165	21	VSV2442WAHRR			\$4,804	\$5,210
	24	42	Adj	165	21	VST2442WAHRL	\$3,262	\$3,395		
	24	42	Adj	165	21	VSV2442WAHRL			\$4,804	\$5,210

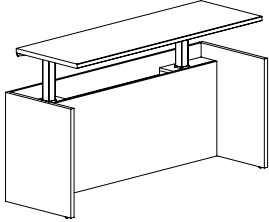
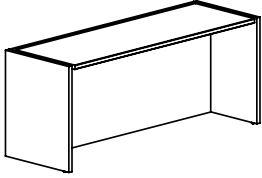
- attaches to workwall peninsula desk or side of vertical storage or standand credenza
- 29 1/2" to 49 1/8" height adjustment
- 1" gap between return and desk surface
- short grain direction laminate surface
- top edge profile on user side
- top grommet available, specify location; and add \$53 list each
- push button control pad mounted right or left
- 120" power cord
- maximum weight rating 140 lbs. (evenly distributed load)
- ships KD
- specify Matte Black (MBK), Arctic Silver (ASL) or White (WH) metal finish
- electrical cut out to fit an EC10, EC11 and EC12 available, specify location and order separately

To Order, Specify:

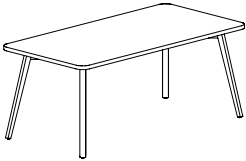
① Model Number Laminate - VST Veneer - VSV

- ② Worksurface Material (see page [V13](#)) ② Finish Color (see page [V11](#))
- a.) TFL
- b.) HPL
- ③ Laminate Color (see page [V13](#))
- a.) Worksurface Color
- b.) Chassis Color
- c.) Drawer Color
- ④ Edge Profile (see page [V14](#))
- ⑤ Pull Style and Color (see page [V15](#))
- ⑥ Optional Grommet Location & Color (see page [V16](#))
- ⑦ Other Product Options (see page [V110](#))
- ⑧ Accessories (see page [VS314](#))
- ⑨ Power and Data Options (see page [VS324](#))

Description	D	W	H	CTN WT	CU FT	① Model	TFL Laminate	HPL Laminate	Essentials Veneer	Artisan Veneer
Adjustable Height Workwall Credenza	24	72	Adj	234	36	VST2472WAHC	\$3,639	\$3,803		
	24	72	Adj	234	36	VSV2472WAHC			\$5,424	\$5,803
	24	66	Adj	225	33	VST2466WAHC	\$3,591	\$3,749		
	24	66	Adj	225	33	VSV2466WAHC			\$5,355	\$5,730
	24	60	Adj	216	30	VST2460WAHC	\$3,545	\$3,695		
	24	60	Adj	216	30	VSV2460WAHC			\$5,290	\$5,661
	24	54	Adj	207	27	VST2454WAHC	\$3,501	\$3,644		
	24	54	Adj	207	27	VSV2454WAHC			\$5,224	\$5,590
	24	48	Adj	198	24	VST2448WAHC	\$3,456	\$3,591		
	24	48	Adj	198	24	VSV2448WAHC			\$5,157	\$5,520



- 29 ½" to 49 ⅝" height adjustment
- top edge profile on user side
- top grommet available, specify location; and add \$53 list each
- push button control pad mounted right or left
- 120" power cord
- maximum weight rating 140 lbs. (evenly distributed load)
- specify Matte Black (MBK), Arctic Silver (ASL) or White (WH) metal finish
- electrical cut out to fit an EC10, EC11 and EC12 available, specify location and order separately

Description	D	W	H	CTN WT	CU FT	① Model	TFL Laminate	HPL Laminate	Essentials Veneer	Artisan Veneer
	36	72	29½	176	20	VST3672TAB	\$2,630	\$2,761		
	36	72	29½	176	20	VSV3672TAB			\$2,837	\$3,120
	36	66	29½	167	18	VST3666TAB	\$2,590	\$2,720		
	36	66	29½	167	18	VSV3666TAB			\$2,780	\$3,059
	30	72	29½	161	17	VST3072TAB	\$2,580	\$2,709		
	30	72	29½	161	17	VSV3072TAB			\$2,756	\$3,032
	30	66	29½	152	16	VST3066TAB	\$2,543	\$2,670		
	30	66	29½	152	16	VSV3066TAB			\$2,705	\$2,976

- top edge profile on use and approach sides
- top grommet available, specify location and add \$53 list each
- modesty panel available, see page VS144

To Order, Specify:

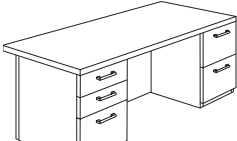
① Model Number

Laminate - VST


Veneer - VSV

- ② Worksurface Material (see page [V13](#))
 - a.) TFL
 - b.) HPL
- ③ Laminate Color (see page [V13](#))
 - a.) Worksurface Color
 - b.) Chassis Color
 - c.) Drawer Color
- ② Finish Color (see page [V11](#))

- ④ Edge Profile (see page [V14](#))
- ⑤ Pull Style and Color (see page [V15](#))
- ⑥ Optional Grommet Location & Color (see page [V16](#))
- ⑦ Other Product Options (see page [V110](#))
- ⑧ Accessories (see page [VS314](#))
- ⑨ Power and Data Options (see page [VS324](#))


Description	D	W	H	CTN WT	CU FT	① Model	TFL Laminate	HPL Laminate	Essentials Veneer	Artisan Veneer
Double Pedestal Desk with Break Front Modesty 	36	84	29½	420	61	VST3684DD	\$3,223	\$3,399		
	36	84	29½	420	61	VSV3684DD			\$4,202	\$4,637
	36	78	29½	400	57	VST3678DD	\$3,204	\$3,378		
	36	78	29½	400	57	VSV3678DD			\$4,172	\$4,604
	36	72	29½	392	53	VST3672DD	\$2,287	\$2,416		
	36	72	29½	392	53	VSV3672DD			\$3,883	\$4,287

- top edge profile on user and approach sides
- top grommet available, specify location; and add \$53 list each
- chassis grommets available, specify and add \$100 list
- letter width pedestals
- locking available, specify and add \$165 list
- 6" overhang on approach side
- VST3684DD or VSV3684DD chassis- 30" x 84"
- VST3678DD or VSV3678DD chassis- 30" x 78"
- VST3672DD or VSV3672DD chassis- 30" x 72"
- VST3684DD or VSV3684DD kneespace- 52 ⅝"
- VST3678DD or VSV3678DD kneespace- 46 ⅝"
- VST3672DD or VSV3672DD kneespace- 40 ⅝"
- optional 14" half modesty panel available in place of full modesty, specify half modesty and indicate color on order

Double Pedestal Desk with Recessed Modesty 	36	84	29½	420	61	VST3684DDF	\$3,115	\$3,292		
	36	84	29½	420	61	VSV3684DDF			\$3,972	\$4,383
	36	78	29½	400	57	VST3678DDF	\$3,092	\$3,270		
	36	78	29½	400	57	VSV3678DDF			\$3,942	\$4,349
	36	72	29½	392	53	VST3672DDF	\$2,179	\$2,306		
	36	72	29½	392	53	VSV3672DDF			\$3,653	\$4,034


- top edge profile on user and approach sides
- top grommet available, specify location; and add \$53 list each
- chassis grommets available, specify and add \$100 list
- letter width pedestals
- locking available, specify and add \$165 list
- full width modesty panel
- 3 ¾" overhang on approach side
- VST3684DDF or VSV3684DDF chassis- 32 ¼" x 84"
- VST3678DDF or VSV3678DDF chassis- 32 ¼" x 78"
- VST3672DDF or VSV3672DDF chassis- 32 ¼" x 72"
- VST3684DDF or VSV3684DDF kneespace- 52 ⅝"
- VST3678DDF or VSV3678DDF kneespace- 46 ⅝"
- VST3672DDF or VSV3672DDF kneespace- 40 ⅝"

Description	D	W	H	CTN WT	CU FT	① Model	TFL Laminate	HPL Laminate	Essentials Veneer	Artisan Veneer
Double Pedestal with Break Front Modesty	30	72	29½	368	37	VST3072DD	\$2,259	\$2,384		
	30	72	29½	368	44	VSV3072DD			\$3,854	\$4,252
	30	66	29½	289	41	VST3066DD	\$2,223	\$2,349		
	30	66	29½	289	41	VSV3066DD			\$3,790	\$4,186
	30	60	29½	289	37	VST3060DD	\$2,112	\$2,230		
	30	60	29½	289	37	VSV3060DD			\$3,661	\$4,040



- top edge profile on user and approach sides
- top grommet available, specify location; and add \$53 list each
- chassis grommets available, specify and add \$100 list
- letter width pedestals
- locking available, specify and add \$165 list
- VST3072DD or VSV3072DD kneespace- 40 5/8"
- VST3066DD or VSV3066DD kneespace- 34 5/8"
- VST3060DD or VSV3060DD kneespace- 28 5/8"
- optional 14" half modesty panel available in place of full modesty, specify half modesty and indicate color on order

Double Pedestal Desk with Recessed Modesty	30	72	29½	368	44	VST3072DDF	\$2,150	\$2,274		
	30	72	29½	368	44	VSV3072DDF			\$3,624	\$4,000
	30	66	29½	289	41	VST3066DDF	\$2,116	\$2,241		
	30	66	29½	289	41	VSV3066DDF			\$3,560	\$3,931
	30	60	29½	289	37	VST3060DDF	\$2,003	\$2,119		
	30	60	29½	289	37	VSV3060DDF			\$3,430	\$3,785



- top edge profile on user and approach sides
- top grommet available, specify location, and add \$53 list each
- chassis grommets available, specify and add \$100 list
- letter width pedestals
- locking available, specify and add \$165 list
- full width modesty panel
- 3 3/4" overhang on approach side
- VST3072DDF or VSV3072DDF chassis - 26 1/4" x 72"
- VST3066DDF or VSV3066DDF chassis - 26 1/4" x 66"
- VST3060DDF or VSV3060DDF chassis - 26 1/4" x 60"
- VST3072DDF or VSV3072DDF kneespace - 40 5/8"
- VST3066DDF or VSV3066DDF kneespace - 34 5/8"
- VST3060DDF or VSV3060DDF kneespace - 28 5/8"


To Order, Specify:

① Model Number Laminate - VST Veneer - VSV

- ② Worksurface Material (see page [VI3](#))
 - a.) TFL
 - b.) HPL
- ③ Laminate Color (see page [VI3](#))
 - a.) Worksurface Color
 - b.) Chassis Color
 - c.) Drawer Color
- ② Finish Color (see page [VI1](#))


- ④ Edge Profile (see page [VI4](#))
- ⑤ Pull Style and Color (see page [VI5](#))
- ⑥ Optional Grommet Location & Color (see page [VI6](#))
- ⑦ Other Product Options (see page [VI10](#))
- ⑧ Accessories (see page [VS314](#))
- ⑨ Power and Data Options (see page [VS324](#))

Description	D	W	H	CTN WT	CU FT	① Model	TFL Laminate	HPL Laminate	Essentials Veneer	Artisan Veneer
Bow Front Double Pedestal Desk with Break Front Modesty	42	72	29½	435	61	VST4272BD	\$3,451	\$3,639		
	42	72	29½	435	61	VSV4272BD			\$5,113	\$5,637
	36	84	29½	435	61	VST3684BD	\$3,439	\$3,628		
	36	84	29½	435	61	VSV3684BD			\$5,099	\$5,624
	36	72	29½	392	53	VST3672BD	\$2,787	\$2,939		
	36	72	29½	392	53	VSV3672BD			\$4,471	\$4,931

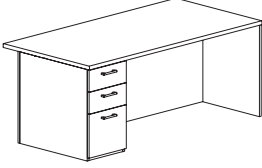
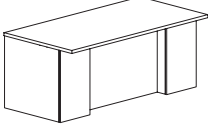


- top edge profile on user and approach sides
- top grommet available, specify location; and add \$53 list each
- chassis grommets available, specify and add \$100 list
- locking available, specify and add \$165 list
- letter width pedestals
- 6" overhang on approach side
- VST4272BD or VSV4272B chassis- 36" x 72"
- VST3684BD or VSV3684BD chassis- 30" x 84"
- VST3672BD or VSV3672BD chassis- 30" x 72"
- VST4272BD & VST3672BD or VSV4272BD & VSV3672BD kneespace- 40 5/8"
- VST3684BD or VSV3684BD kneespace- 52 5/8"
- optional 14" half modesty panel available in place of full modesty, specify half modesty and indicate color on order

Bow Front Double Pedestal Desk with Recessed Modesty	42	72	29½	435	61	VST4272BDF	\$3,344	\$3,529		
	42	72	29½	435	61	VSV4272BDF			\$4,884	\$5,386
	36	84	29½	435	61	VST3684BDF	\$3,328	\$3,519		
	36	84	29½	435	61	VSV3684BDF			\$4,869	\$5,370
	36	72	29½	392	53	VST3672BDF	\$2,678	\$2,832		
	36	72	29½	392	53	VSV3672BDF			\$4,242	\$4,680



- top edge profile on user and approach sides
- top grommet available, specify location; and add \$53 list each
- chassis grommets available, specify and add \$100 list
- letter width pedestals
- locking available, specify and add \$165 list
- 6" overhang on approach side
- VST4272BDF or VSV4272BDF chassis- 36" x 72"
- VST3684BDF or VSV3684BDF chassis- 30" x 84"
- VST3672BDF or VSV3672BDF chassis- 30" x 72"
- VST4272BDF & VST3672BDF or VSV4272BDF & VSV3672BDF kneespace- 40 5/8"
- VST3684BDF or VSV3684BDF kneespace- 52 5/8"

Description	D	W	H	CTN WT	CU FT	① Model	TFL Laminate	HPL Laminate	Essentials Veneer	Artisan Veneer
36" d Single Pedestal Desk with Break Front Modesty  left shown 	36	84	29 ½	325	61	VST3684RD	\$2,756	\$2,903		
	36	84	29 ½	325	61	VSV3684RD			\$3,744	\$4,125
	36	84	29 ½	325	61	VST3684LD	\$2,756	\$2,903		
	36	84	29 ½	325	61	VSV3684LD			\$3,744	\$4,125
	36	72	29 ½	302	53	VST3672RD	\$1,980	\$2,085		
	36	72	29 ½	302	53	VSV3672RD			\$3,388	\$3,736
	36	72	29 ½	302	53	VST3672LD	\$1,980	\$2,085		
	36	72	29 ½	302	53	VSV3672LD			\$3,388	\$3,736

- top edge profile on user and approach sides
- top grommet available, specify location; and add \$53 list each
- chassis grommets available, specify and add \$100 list
- letter width pedestal
- locking available, specify and add \$83 list
- 6" overhang on approach side
- VST3684RD or VST3684LD or VSV3684RD or VSV3684LD chassis- 30" x 84"
- VST3672RD or VST3672LD or VSV3672RD or VSV3672LD chassis- 30" x 72"
- optional 14" half modesty panel available in place of full modesty, specify half modesty and indicate color on order

36" d Single Pedestal Desk with Recessed Modesty  left shown 	36	84	29 ½	325	61	VST3684RDF	\$2,646	\$2,795		
	36	84	29 ½	325	61	VSV3684RDF			\$3,515	\$3,873
	36	84	29 ½	325	61	VST3684LDF	\$2,646	\$2,795		
	36	84	29 ½	325	61	VSV3684LDF			\$3,515	\$3,873
	36	72	29 ½	302	53	VST3672RDF	\$1,871	\$1,978		
	36	72	29 ½	302	53	VSV3672RDF			\$3,156	\$3,483
	36	72	29 ½	302	53	VST3672LDF	\$1,871	\$1,978		
	36	72	29 ½	302	53	VSV3672LDF			\$3,156	\$3,483

- top edge profile on user and approach sides
- top grommet available, specify location; and add \$53 list each
- chassis grommets available, specify and add \$100 list
- letter width pedestal
- locking available, specify and add \$83 list
- full width modesty panel

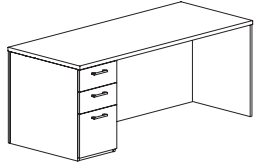
To Order, Specify:

① Model Number Laminate - VST Veneer - VSV

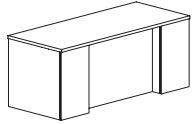
- ② Worksurface Material (see page [VI3](#))
 - a.) TFL
 - b.) HPL
- ③ Laminate Color (see page [VI3](#))
 - a.) Worksurface Color
 - b.) Chassis Color
 - c.) Drawer Color

- ④ Edge Profile (see page [VI4](#))
- ⑤ Pull Style and Color (see page [VI5](#))
- ⑥ Optional Grommet Location & Color (see page [VI6](#))
- ⑦ Other Product Options (see page [VI10](#))
- ⑧ Accessories (see page [VS314](#))
- ⑨ Power and Data Options (see page [VS324](#))

Description	D	W	H	CTN WT	CU FT	① Model	TFL Laminate	HPL Laminate	Essentials Veneer	Artisan Veneer
30" d Single Pedestal Desk with Break Front Modesty	30	72	29½	290	44	VST3072RD	\$1,952	\$2,056		
	30	72	29½	290	44	VSV3072RD			\$3,323	\$3,662
	30	72	29½	290	44	VST3072LD	\$1,952	\$2,056		
	30	72	29½	290	44	VSV3072LD			\$3,323	\$3,662
	30	66	29½	262	41	VST3066RD	\$1,870	\$1,969		
	30	66	29½	262	41	VSV3066RD			\$3,136	\$3,456
	30	66	29½	262	41	VST3066LD	\$1,870	\$1,969		
	30	66	29½	262	41	VSV3066LD			\$3,136	\$3,456




left shown

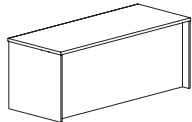


- top edge profile on user and approach sides
- top grommet available, specify location; and add \$53 list each
- chassis grommets available, specify and add \$100 list
- letter width pedestal
- locking available, specify and add \$83 list
- optional 14" half modesty panel available in place of full modesty, specify half modesty and indicate color on order



30" d Single Pedestal Desk with Recessed Modesty	30	72	29½	290	44	VST3072RDF	\$1,841	\$1,947		
	30	72	29½	290	44	VSV3072RDF			\$3,095	\$3,411
	30	72	29½	290	44	VST3072LDF	\$1,841	\$1,947		
	30	72	29½	290	44	VSV3072LDF			\$3,095	\$3,411
	30	66	29½	262	41	VST3066RDF	\$1,760	\$1,863		
	30	66	29½	262	41	VSV3066RDF			\$2,905	\$3,202
	30	66	29½	262	41	VST3066LDF	\$1,760	\$1,863		
	30	66	29½	262	41	VSV3066LDF			\$2,905	\$3,202



left shown



- top edge profile on user and approach sides
- top grommet available, specify location; and add \$53 list each
- chassis grommets available, specify and add \$100 list
- letter width pedestal
- locking available, specify and add \$83 list
- full width modesty panel

Description	D	W	H	CTN WT	CU FT	① Model	TFL Laminate	HPL Laminate	Essentials Veneer	Artisan Veneer
Bow Front Single Pedestal Desk with Break Front Modesty Panel  left shown 	42	72	29½	365	61	VST4272RBD	\$3,074	\$3,239		
	42	72	29½	365	61	VSV4272RBD			\$4,494	\$4,950
	42	72	29½	365	61	VST4272LBD	\$3,074	\$3,239		
	42	72	29½	365	61	VSV4272LBD			\$4,494	\$4,950
	36	84	29½	365	61	VST3684RBD	\$2,914	\$3,073		
	36	84	29½	365	61	VSV3684RBD			\$4,474	\$4,929
	36	84	29½	365	61	VST3684LBD	\$2,914	\$3,073		
	36	84	29½	365	61	VSV3684LBD			\$4,474	\$4,929
	36	72	29½	351	53	VST3672RBD	\$2,494	\$2,630		
	36	72	29½	351	53	VSV3672RBD			\$3,892	\$4,290
	36	72	29½	351	53	VST3672LBD	\$2,494	\$2,630		
	36	72	29½	351	53	VSV3672LBD			\$3,892	\$4,290

- top edge profile on user and approach sides
- top grommet available, specify location; and add \$53 list each
- chassis grommets available, specify and add \$100 list
- letter width pedestals
- locking available, specify and add \$83 list
- 6" overhang on approach side
- VST4272RBD & VST4272LBD or VSV4272RBD & VSV4272LBD chassis- 36" x 72"
- VST3684RBD & VST3684LBD or VSV3684RBD & VSV3684LBD chassis- 30" x 84"
- VST3672RBD & VST3672LBD or VSV3672RBD & VSV3672LBD chassis- 30" x 72"
- optional 14" half modesty panel available in place of full modesty, specify half modesty and indicate color on order

To Order, Specify:

① Model Number Laminate - VST Veneer - VSV

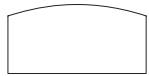
- ② Worksurface Material (see page [V13](#))
 - a.) TFL
 - b.) HPL
- ③ Laminate Color (see page [V13](#))
 - a.) Worksurface Color
 - b.) Chassis Color
 - c.) Drawer Color
- ② Finish Color (see page [V11](#))

- ④ Edge Profile (see page [V14](#))
- ⑤ Pull Style and Color (see page [V15](#))
- ⑥ Optional Grommet Location & Color (see page [V16](#))
- ⑦ Other Product Options (see page [V110](#))
- ⑧ Accessories (see page [VS314](#))
- ⑨ Power and Data Options (see page [VS324](#))

Description	D	W	H	CTN WT	CU FT	① Model	TFL Laminate	HPL Laminate	Essentials Veneer	Artisan Veneer
Bow Front Single Pedestal Desk with Recessed Modesty	42	72	29½	365	61	VST4272RBDF	\$2,965	\$3,130		
	42	72	29½	365	61	VSV4272RBDF			\$4,264	\$4,697
	42	72	29½	365	61	VST4272LBDF	\$2,965	\$3,130		
	42	72	29½	365	61	VSV4272LBDF			\$4,264	\$4,697
	36	84	29½	365	61	VST3684RBDF	\$2,807	\$2,964		
	36	84	29½	365	61	VSV3684RBDF			\$4,244	\$4,676
	36	84	29½	365	61	VST3684LBDF	\$2,807	\$2,964		
	36	84	29½	365	61	VSV3684LBDF			\$4,244	\$4,676
	36	72	29½	351	53	VST3672RBDF	\$2,385	\$2,521		
	36	72	29½	351	53	VSV3672RBDF			\$3,661	\$4,035
	36	72	29½	351	53	VST3672LBDF	\$2,385	\$2,521		
	36	72	29½	351	53	VSV3672LBDF			\$3,661	\$4,035

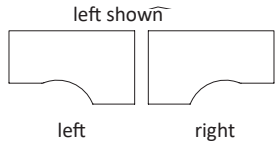



left shown



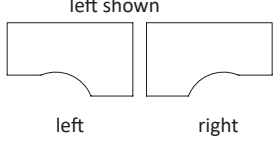
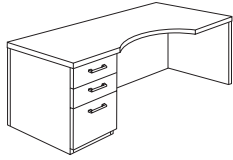
- top edge profile on user and approach sides
- top grommet available, specify location; and add \$53 list each
- chassis grommets available, specify and add \$100 list
- letter width pedestals
- locking available, specify and add \$83 list
- full width modesty panel
- 6" overhang on approach side
- VST4272RBDF & VST4272LBDF or VSV4272RBDF & VSV4272LBDF chassis - 36" x 72"
- VST3684RBDF & VST3684LBDF or VSV3684RBDF & VSV3684LBDF chassis - 30" x 84"
- VST3672RBDF & VST3672LBDF or VSV3672RBDF & VSV3672LBDF chassis - 30" x 72"

Description	D	W	H	CTN WT	CU FT	① Model	TFL Laminate	HPL Laminate	Essentials Veneer	Artisan Veneer
Cockpit Single Pedestal Desk with Break Front Modesty	42	72	29½	308	61	VST4272CRD	\$2,763	\$2,911		
	42	72	29½	308	61	VSV4272CRD			\$3,964	\$4,367
	42	72	29½	308	61	VST4272CLD	\$2,763	\$2,911		
	42	72	29½	308	61	VSV4272CLD			\$3,964	\$4,367



- use with 24" d bridge/return
- cockpit style wrap around top
- top edge profile on user and approach sides
- top grommet available, specify location; and add \$53 list each
- chassis grommets available, specify and add \$100 list
- letter width pedestal
- locking available, specify and add \$83 list
- optional 14" half modesty panel available in place of full modesty, specify half modesty and indicate color on order

Cockpit Single Pedestal Desk with Recessed Modesty	42	72	29½	308	63	VST4272CRDF	\$2,654	\$2,801		
	42	72	29½	308	63	VSV4272CRDF			\$3,734	\$4,114
	42	72	29½	308	63	VST4272CLDF	\$2,654	\$2,801		
	42	72	29½	308	63	VSV4272CLDF			\$3,734	\$4,114



- use with 24" d bridge/return
- cockpit style wrap around top
- top edge profile on user and approach sides
- top grommet available, specify location; and add \$53 list each
- chassis grommets available, specify and add \$100 list
- letter width pedestal
- locking available, specify and add \$83 list
- full width modesty panel

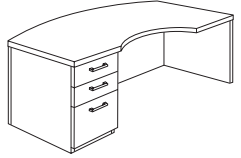
To Order, Specify:

① Model Number Laminate - VST Veneer - VSV

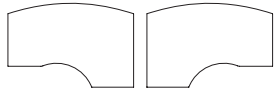
- ② Worksurface Material (see page [VI3](#))
 - a.) TFL
 - b.) HPL
- ③ Laminate Color (see page [VI3](#))
 - a.) Worksurface Color
 - b.) Chassis Color
 - c.) Drawer Color
- ② Finish Color (see page [VI1](#))

- ④ Edge Profile (see page [VI4](#))
- ⑤ Pull Style and Color (see page [VI5](#))
- ⑥ Optional Grommet Location & Color (see page [VI6](#))
- ⑦ Other Product Options (see page [VI10](#))
- ⑧ Accessories (see page [VS314](#))
- ⑨ Power and Data Options (see page [VS324](#))

Description	D	W	H	CTN WT	CU FT	① Model	TFL Laminate	HPL Laminate	Essentials Veneer	Artisan Veneer
Bow Front Cockpit Single Pedestal Desk with Break Front Modesty	48	72	29½	312	66	VST4872CBDR	\$2,893	\$3,047		
	48	72	29½	312	66	VSV4872CBDR			\$4,075	\$4,491
	48	72	29½	312	66	VST4872CBDL	\$2,893	\$3,047		
	48	72	29½	312	66	VSV4872CBDL			\$4,075	\$4,491



left shown




left

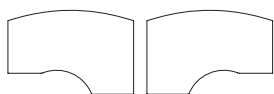
right

- cockpit style wrap around top
- top edge profile on user and approach sides
- top grommet available, specify location; and add \$53 list each
- chassis grommets available, specify and add \$100 list
- letter width pedestal
- locking available, specify and add \$83 list
- 6" overhang on approach side
- chassis- 42" x 72"
- optional 14" half modesty panel available in place of full modesty, specify half modesty and indicate color on order

Bow Front Cockpit Single Pedestal Desk with Recessed Modesty	48	72	29½	312	66	VST4872CBDRF	\$2,784	\$2,936		
	48	72	29½	312	66	VSV4872CBDRF			\$3,847	\$4,236
	48	72	29½	312	66	VST4872CBDLF	\$2,784	\$2,936		
	48	72	29½	312	66	VSV4872CBDLF			\$3,847	\$4,236



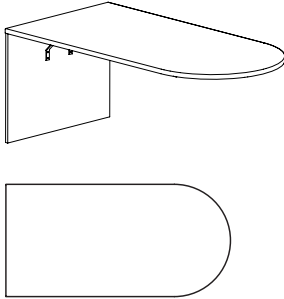
left shown



left

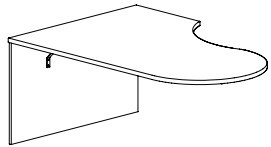
right

- cockpit style wrap around top
- top edge profile on user and approach sides
- top grommet available, specify location; and add \$53 list each
- chassis grommets available, specify and add \$100 list
- letter width pedestal
- locking available, specify and add \$83 list
- full width modesty panel
- 6" overhang on approach side
- chassis- 42" x 72"

Description	D	W	H	CTN WT	CU FT	① Model	TFL Laminate	HPL Laminate	Essentials Veneer	Artisan Veneer
	30	84	29½	175	61	VST3684B	\$2,091	\$2,201		
	36	84	29½	175	61	VSV3684B			\$3,612	\$3,976
	36	78	29½	169	57	VST3678B	\$2,036	\$2,141		
	36	78	29½	169	57	VSV3678B			\$3,519	\$3,869
	36	72	29½	163	53	VST3672B	\$1,731	\$1,824		
	36	72	29½	163	53	VSV3672B			\$2,991	\$3,289
	30	84	29½	168	51	VST3084B	\$1,956	\$2,060		
	30	84	29½	168	51	VSV3084B			\$3,383	\$3,722
	30	78	29½	163	48	VST3078B	\$1,896	\$1,996		
	30	78	29½	163	48	VSV3078B			\$3,277	\$3,604
	30	72	29½	158	44	VST3072B	\$1,667	\$1,755		
	30	72	29½	158	44	VSV3072B			\$2,881	\$3,171
	30	66	29½	152	41	VST3066B	\$1,528	\$1,605		
	30	66	29½	152	41	VSV3066B			\$2,636	\$2,900

- top edge profile on three open sides
 - top grommet available, specify location, and add \$53 list each
 - chassis grommet available, specify and add \$51 list
 - non-handed
 - not recommended for freestanding use
 - bases must be purchased separately; see pages VS161-VS162 for options
- Note: truss base not compatible with models wider than 72"

Cockpit Bullet Peninsula Desk 	48	72	29½	175	66	VST4872CBR	\$2,063	\$2,171		
	48	72	29½	175	66	VSV4872CBR			\$3,564	\$3,921
	48	72	29½	175	66	VST4872CBL	\$2,063	\$2,171		
	48	72	29½	175	66	VSV4872CBL			\$3,564	\$3,921



left shown



left

right

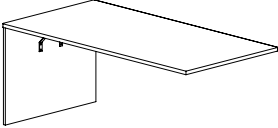
- cockpit style wrap around top
- Cockpit Bullet Peninsula Desk Cockpit Bullet Peninsula Desk edge profile on three open sides
- top grommet available, specify location, and add \$53 list each
- chassis grommets available, specify and add \$100 list
- not recommended for freestanding use
- bases must be purchased separately; see pages VS161-VS162 for options

To Order, Specify:

① Model Number Laminate - VST Veneer - VSV

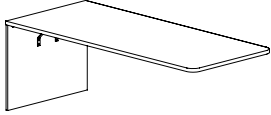
- ② Worksurface Material (see page [VI3](#))
 - a.) TFL
 - b.) HPL
- ③ Laminate Color (see page [VI3](#))
 - a.) Worksurface Color
 - b.) Chassis Color
 - c.) Drawer Color
- ② Finish Color (see page [VI1](#))

- ④ Edge Profile (see page [VI4](#))
- ⑤ Pull Style and Color (see page [VI5](#))
- ⑥ Optional Grommet Location & Color (see page [VI6](#))
- ⑦ Other Product Options (see page [VI10](#))
- ⑧ Accessories (see page [VS314](#))
- ⑨ Power and Data Options (see page [VS324](#))

Description	D	W	H	CTN WT	CU FT	① Model	TFL Laminate	HPL Laminate	Essentials Veneer	Artisan Veneer
Rectangular Peninsula Desk 	36	84	29½	176	61	VST3684RCT	\$1,585	\$1,666		
	36	84	29½	176	61	VSV3684RCT			\$2,645	\$2,907
	36	78	29½	170	57	VST3678RCT	\$1,504	\$1,584		
	36	78	29½	170	57	VSV3678RCT			\$2,512	\$2,762
	36	72	29½	164	53	VST3672RCT	\$1,438	\$1,513		
	36	72	29½	164	53	VSV3672RCT			\$2,406	\$2,646
	30	84	29½	169	51	VST3084RCT	\$1,505	\$1,585		
	30	84	29½	169	51	VSV3084RCT			\$2,513	\$2,763
	30	78	29½	164	48	VST3078RCT	\$1,454	\$1,530		
	30	78	29½	164	48	VSV3078RCT			\$2,426	\$2,670
	30	72	29½	159	44	VST3072RCT	\$1,416	\$1,489		
	30	72	29½	159	44	VSV3072RCT			\$2,359	\$2,598

- edge profile on three open sides
- top grommet available, specify location, and add \$53 list each
- chassis grommets available, specify and add \$100 list
- non-handed
- not recommended for freestanding use
- bases must be purchased separately; see pages VS161-VS162 for options

Note: truss base not compatible with models wider than 72"

Description	D	W	H	CTN WT	CU FT	① Model	TFL Laminate	HPL Laminate	Essentials Veneer	Artisan Veneer
Soft Rectangular Peninsula Desk 	36	84	29½	143	60	VST3684RRD	\$1,407	\$1,542		
	36	84	29½	143	60	VSV3684RRD			\$2,691	\$2,962
	36	78	29½	134	56	VST3678RRD	\$1,328	\$1,452		
	36	78	29½	134	56	VSV3678RRD			\$2,545	\$2,799
	36	72	29½	126	52	VST3672RRD	\$1,240	\$1,354		
	36	72	29½	126	52	VSV3672RRD			\$2,388	\$2,627
	36	66	29½	118	48	VST3666RRD	\$1,160	\$1,265		
	36	66	29½	118	48	VSV3666RRD			\$2,244	\$2,467
	36	60	29½	109	43	VST3660RRD	\$1,091	\$1,187		
	36	60	29½	109	43	VSV3660RRD			\$2,107	\$2,318
	30	84	29½	120	51	VST3084RRD	\$1,234	\$1,346		
	30	84	29½	120	51	VSV3084RRD			\$2,357	\$2,593
	30	78	29½	113	47	VST3078RRD	\$1,164	\$1,270		
	30	78	29½	113	47	VSV3078RRD			\$2,230	\$2,455
	30	72	29½	106	44	VST3072RRD	\$1,087	\$1,183		
	30	72	29½	106	44	VSV3072RRD			\$2,098	\$2,309
	30	66	29½	99	40	VST3066RRD	\$1,021	\$1,110		
	30	66	29½	99	40	VSV3066RRD			\$1,976	\$2,174
	30	60	29½	92	37	VST3060RRD	\$964	\$1,044		
	30	60	29½	92	37	VSV3060RRD			\$1,864	\$2,050

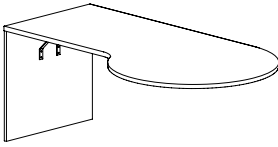
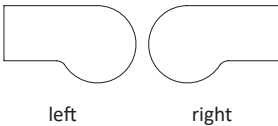
- edge profile on three open sides
- top grommet available, specify location, and add \$53 list each
- chassis grommets available, specify and add \$51 list
- non-handed
- not recommended for freestanding use
- bases must be purchased separately; see pages VS161-VS162 for options

Note: truss base not compatible with models wider than 72"

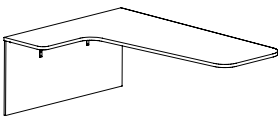
To Order, Specify:

① Model Number Laminate - VST Veneer - VSV

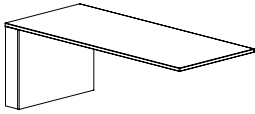
- | | | |
|---|--|---|
| <p>② Worksurface Material (see page V13)</p> <p>a.) TFL</p> <p>b.) HPL</p> <p>③ Laminate Color (see page V13)</p> <p>a.) Worksurface Color</p> <p>b.) Chassis Color</p> <p>c.) Drawer Color</p> | <p>② Finish Color (see page V11)</p> | <p>④ Edge Profile (see page V14)</p> <p>⑤ Pull Style and Color (see page V15)</p> <p>⑥ Optional Grommet Location & Color (see page V16)</p> <p>⑦ Other Product Options (see page V110)</p> <p>⑧ Accessories (see page VS314)</p> <p>⑨ Power and Data Options (see page VS324)</p> |
|---|--|---|

Description	D	W	H	CTN WT	CU FT	Model	TFL Laminate	HPL Laminate	Essentials Veneer	Artisan Veneer
 <p>left shown</p>  <p>left right</p>	42	84	29½	190	71	VST4284RP	\$2,205	\$2,319		
	42	84	29½	190	71	VSV4284RP			\$3,809	\$4,190
	42	84	29½	190	71	VST4284LP	\$2,205	\$2,319		
	42	84	29½	190	71	VSV4284LP			\$3,809	\$4,190
	42	78	29½	184	66	VST4278RP	\$2,128	\$2,241		
	42	78	29½	184	66	VSV4278RP			\$3,678	\$4,045
	42	78	29½	184	66	VST4278LP	\$2,128	\$2,241		
	42	78	29½	184	66	VSV4278LP			\$3,678	\$4,045
	42	72	29½	175	61	VST4272RP	\$2,003	\$2,108		
	42	72	29½	175	61	VSV4272RP			\$3,462	\$3,811
	42	72	29½	175	61	VST4272LP	\$2,003	\$2,108		
	42	72	29½	175	61	VSV4272LP			\$3,462	\$3,811

- 42" at widest point
 - 30" at end panel
 - edge profile on three open sides
 - top grommet available, specify location, and add \$53 list each
 - chassis grommets available, specify and add \$100 list
 - not recommended for freestanding use
 - bases must be purchased separately; see pages VS161-VS162 for options
- Note: truss base not compatible with P-Top Peninsula Desk

Description	D	W	H	CTN WT	CU FT	Model	TFL Laminate	HPL Laminate	Essentials Veneer	Artisan Veneer
 <p>right shown</p>	60	84	29½	166	98	VST6084SWPR	\$2,185	\$2,411		
	60	84	29½	166	98	VSV6084SWPR			\$4,212	\$4,633
	60	84	29½	166	98	VST6084SWPL	\$2,185	\$2,411		
	60	84	29½	166	98	VSV6084SWPL			\$4,212	\$4,633
	60	78	29½	159	91	VST6078SWPR	\$2,060	\$2,268		
	60	78	29½	159	91	VSV6078SWPR			\$3,974	\$4,372
	60	78	29½	159	91	VST6078SWPL	\$2,060	\$2,268		
	60	78	29½	159	91	VSV6078SWPL			\$3,974	\$4,372
	60	72	29½	152	84	VST6072SWPR	\$1,926	\$2,117		
	60	72	29½	152	84	VSV6072SWPR			\$3,728	\$4,101
	60	72	29½	152	84	VST6072SWPL	\$1,926	\$2,117		
	60	72	29½	152	84	VSV6072SWPL			\$3,728	\$4,101
	60	66	29½	145	77	VST6066SWPR	\$1,801	\$1,977		
	60	66	29½	145	77	VSV6066SWPR			\$3,493	\$3,841
	60	66	29½	145	77	VST6066SWPL	\$1,801	\$1,977		
	60	66	29½	145	77	VSV6066SWPL			\$3,493	\$3,841
	60	60	29½	138	71	VST6060SWPR	\$1,686	\$1,846		
	60	60	29½	138	71	VSV6060SWPR			\$3,266	\$3,592
60	60	29½	138	71	VST6060SWPL	\$1,686	\$1,846			
60	60	29½	138	71	VSV6060SWPL			\$3,266	\$3,592	

- edge profile on three open sides
 - top grommet available, specify location, and add \$53 list each
 - chassis grommets available, specify and add \$100 list
 - bases must be purchased separately; see pages VS161-VS162 for options
- Note: truss base not compatible with models wider than 72"

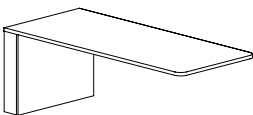
Description	D	W	H	CTN WT	CU FT	① Model	TFL Laminate	HPL Laminate	Essentials Veneer	Artisan Veneer
Rectangular Workwall Peninsula Desk 	36	84	29½	143	19	VST3684WPRCT	\$1,322	\$1,456		
	36	84	29½	143	19	VSV3684WPRCT			\$2,654	\$2,918
	36	78	29½	134	18	VST3678WPRCT	\$1,243	\$1,365		
	36	78	29½	134	18	VSV3678WPRCT			\$2,506	\$2,757
	36	72	29½	126	17	VST3672WPRCT	\$1,154	\$1,266		
	36	72	29½	126	17	VSV3672WPRCT			\$2,350	\$2,588
	36	66	29½	118	15	VST3666WPRCT	\$1,074	\$1,180		
	36	66	29½	118	15	VSV3666WPRCT			\$2,206	\$2,428
	36	60	29½	109	14	VST3660WPRCT	\$1,005	\$1,101		
	36	60	29½	109	14	VSV3660WPRCT			\$2,069	\$2,279
	30	84	29½	120	16	VST3084WPRCT	\$1,148	\$1,259		
	30	84	29½	120	16	VSV3084WPRCT			\$2,319	\$2,551
	30	78	29½	113	15	VST3078WPRCT	\$1,079	\$1,183		
	30	78	29½	113	15	VSV3078WPRCT			\$2,193	\$2,414
	30	72	29½	106	14	VST3072WPRCT	\$1,002	\$1,096		
	30	72	29½	106	14	VSV3072WPRCT			\$2,062	\$2,269
	30	66	29½	99	13	VST3066WPRCT	\$935	\$1,023		
	30	66	29½	99	13	VSV3066WPRCT			\$1,938	\$2,135
	30	60	29½	92	12	VST3060WPRCT	\$877	\$957		
	30	60	29½	92	12	VSV3060WPRCT			\$1,826	\$2,012

- edge profile on three open sides
 - top grommet available, specify location, and add \$53 list each
 - not recommended for freestanding use
 - bases must be purchased separately; see pages VS161-VS162 for options
- Note: truss base not compatible with models wider than 72"


To Order, Specify:

① Model Number Laminate - VST Veneer - VSV

- | | | |
|--|---|--|
| <ul style="list-style-type: none"> ② Worksurface Material (see page VI3) <ul style="list-style-type: none"> a.) TFL b.) HPL ③ Laminate Color (see page VI3) <ul style="list-style-type: none"> a.) Worksurface Color b.) Chassis Color c.) Drawer Color | <ul style="list-style-type: none"> ② Finish Color (see page VI1) | <ul style="list-style-type: none"> ④ Edge Profile (see page VI4) ⑤ Pull Style and Color (see page VI5) ⑥ Optional Grommet Location & Color (see page VI6) ⑦ Other Product Options (see page VI10) ⑧ Accessories (see page VS314) ⑨ Power and Data Options (see page VS324) |
|--|---|--|

Description	D	W	H	CTN WT	CU FT	① Model	TFL Laminate	HPL Laminate	Essentials Veneer	Artisan Veneer
Soft Rectangular Workwall Peninsula Desk 	36	84	29½	143	19	VST3684WPRRD	\$1,505	\$1,640		
	36	84	29½	143	19	VSV3684WPRRD			\$2,837	\$3,101
	36	78	29½	134	18	VST3678WPRRD	\$1,425	\$1,550		
	36	78	29½	134	18	VSV3678WPRRD			\$2,690	\$2,940
	36	72	29½	126	17	VST3672WPRRD	\$1,336	\$1,451		
	36	72	29½	126	17	VSV3672WPRRD			\$2,532	\$2,770
	36	66	29½	118	15	VST3666WPRRD	\$1,257	\$1,363		
	36	66	29½	118	15	VSV3666WPRRD			\$2,389	\$2,613
	36	60	29½	109	14	VST3660WPRRD	\$1,188	\$1,285		
	36	60	29½	109	14	VSV3660WPRRD			\$2,253	\$2,462
	30	84	29½	120	16	VST3084WPRRD	\$1,332	\$1,444		
	30	84	29½	120	16	VSV3084WPRRD			\$2,503	\$2,733
	30	78	29½	113	15	VST3078WPRRD	\$1,262	\$1,366		
	30	78	29½	113	15	VSV3078WPRRD			\$2,377	\$2,596
	30	72	29½	106	14	VST3072WPRRD	\$1,185	\$1,280		
	30	72	29½	106	14	VSV3072WPRRD			\$2,245	\$2,452
	30	66	29½	99	13	VST3066WPRRD	\$1,118	\$1,207		
	30	66	29½	99	13	VSV3066WPRRD			\$2,122	\$2,318
	30	60	29½	92	12	VST3060WPRRD	\$1,060	\$1,141		
	30	60	29½	92	12	VSV3060WPRRD			\$2,008	\$2,194

- edge profile on three open sides
 - top grommet available, specify location, and add \$53 list each
 - not recommended for freestanding use
 - bases must be purchased separately; see pages VS161-VS162 for options
- Note: truss base not compatible with models wider than 72"


Description	D	W	H	CTN WT	CU FT	① Model	TFL Laminate	HPL Laminate	Essentials Veneer	Artisan Veneer
Rectangular Run-Off Desk Top 	36	72	1 ³ / ₁₆	101	7	VST3672SROD	\$881	\$1,177		
	36	72	1 ³ / ₁₆	101	7	VSV3672SROD			\$1,834	\$2,017
	36	66	1 ³ / ₁₆	93	6	VST3666SROD	\$841	\$1,059		
	36	66	1 ³ / ₁₆	93	6	VSV3666SROD			\$1,699	\$1,870
	36	60	1 ³ / ₁₆	86	6	VST3660SROD	\$801	\$981		
	36	60	1 ³ / ₁₆	86	6	VSV3660SROD			\$1,572	\$1,730
	36	54	1 ³ / ₁₆	79	5	VST3654SROD	\$753	\$921		
	36	54	1 ³ / ₁₆	79	5	VSV3654SROD			\$1,452	\$1,597
	36	48	1 ³ / ₁₆	72	5	VST3648SROD	\$707	\$867		
	36	48	1 ³ / ₁₆	72	5	VSV3648SROD			\$1,341	\$1,475
	30	72	1 ³ / ₁₆	88	6	VST3072SROD	\$810	\$1,043		
	30	72	1 ³ / ₁₆	88	6	VSV3072SROD			\$1,630	\$1,795
	30	66	1 ³ / ₁₆	81	6	VST3066SROD	\$758	\$938		
	30	66	1 ³ / ₁₆	81	6	VSV3066SROD			\$1,513	\$1,665
	30	60	1 ³ / ₁₆	74	5	VST3060SROD	\$713	\$857		
	30	60	1 ³ / ₁₆	74	5	VSV3060SROD			\$1,393	\$1,533
	30	54	1 ³ / ₁₆	68	5	VST3054SROD	\$667	\$800		
	30	54	1 ³ / ₁₆	68	5	VSV3054SROD			\$1,288	\$1,417
	30	48	1 ³ / ₁₆	62	4	VST3048SROD	\$620	\$744		
	30	48	1 ³ / ₁₆	62	4	VSV3048SROD			\$1,187	\$1,307

- edge profile on three open sides
- top grommet available, specify location, and add \$53 list each
- not recommended for freestanding use
- bases must be purchased separately; see pages VS161-VS162 for options


To Order, Specify:

① Model Number Laminate - VST Veneer - VSV

- | | | |
|---|--|---|
| <p>② Worksurface Material (see page V13)</p> <p>a.) TFL</p> <p>b.) HPL</p> <p>③ Laminate Color (see page V13)</p> <p>a.) Worksurface Color</p> <p>b.) Chassis Color</p> <p>c.) Drawer Color</p> | <p>② Finish Color (see page V11)</p> | <p>④ Edge Profile (see page V14)</p> <p>⑤ Pull Style and Color (see page V15)</p> <p>⑥ Optional Grommet Location & Color (see page V16)</p> <p>⑦ Other Product Options (see page V110)</p> <p>⑧ Accessories (see page VS314)</p> <p>⑨ Power and Data Options (see page VS324)</p> |
|---|--|---|

Description	D	W	H	CTN WT	CU FT	① Model	TFL Laminate	HPL Laminate	Essentials Veneer	Artisan Veneer
Soft Rectangular Run-off Desk Top 	36	72	1 $\frac{3}{16}$	101	7	VST3672RROD	\$1,035	\$1,149		
	36	72	1 $\frac{3}{16}$	101	7	VSV3672RROD			\$1,838	\$2,002
	36	66	1 $\frac{3}{16}$	93	6	VST3666RROD	\$946	\$1,052		
	36	66	1 $\frac{3}{16}$	93	6	VSV3666RROD			\$1,684	\$1,834
	36	60	1 $\frac{3}{16}$	86	6	VST3660RROD	\$868	\$964		
	36	60	1 $\frac{3}{16}$	86	6	VSV3660RROD			\$1,538	\$1,673
	36	54	1 $\frac{3}{16}$	79	5	VST3654RROD	\$810	\$884		
	36	54	1 $\frac{3}{16}$	79	5	VSV3654RROD			\$1,423	\$1,565
	36	48	1 $\frac{3}{16}$	72	5	VST3648RROD	\$759	\$813		
	36	48	1 $\frac{3}{16}$	72	5	VSV3648RROD			\$1,315	\$1,448
	30	72	1 $\frac{3}{16}$	88	6	VST3072RROD	\$898	\$992		
	30	72	1 $\frac{3}{16}$	88	6	VSV3072RROD			\$1,567	\$1,704
	30	66	1 $\frac{3}{16}$	81	6	VST3066RROD	\$821	\$910		
	30	66	1 $\frac{3}{16}$	81	6	VSV3066RROD			\$1,434	\$1,559
	30	60	1 $\frac{3}{16}$	74	5	VST3060RROD	\$753	\$834		
	30	60	1 $\frac{3}{16}$	74	5	VSV3060RROD			\$1,313	\$1,426
	30	54	1 $\frac{3}{16}$	68	5	VST3054RROD	\$696	\$754		
	30	54	1 $\frac{3}{16}$	68	5	VSV3054RROD			\$1,201	\$1,322
	30	48	1 $\frac{3}{16}$	62	4	VST3048RROD	\$645	\$683		
30	48	1 $\frac{3}{16}$	62	4	VSV3048RROD			\$1,103	\$1,212	

- edge profile on three open sides
- top grommet available, specify location, and add \$53 list each
- not recommended for freestanding use
- bases must be purchased separately; see pages VS161-VS162 for options

Description	D	W	H	CTN WT	CU FT	① Model	TFL Laminate	HPL Laminate	Essentials Veneer	Artisan Veneer
Bullet Run-Off Desk 	36	72	1 ³ / ₁₆	94	7	VST3672BROD	\$1,035	\$1,149		
	36	72	1 ³ / ₁₆	94	7	VSV3672BROD			\$1,838	\$2,002
	36	66	1 ³ / ₁₆	86	6	VST3666BROD	\$946	\$1,052		
	36	66	1 ³ / ₁₆	86	6	VSV3666BROD			\$1,684	\$1,834
	36	60	1 ³ / ₁₆	79	6	VST3660BROD	\$868	\$964		
	36	60	1 ³ / ₁₆	79	6	VSV3660BROD			\$1,538	\$1,673
	36	54	1 ³ / ₁₆	72	5	VST3654BROD	\$810	\$884		
	36	54	1 ³ / ₁₆	72	5	VSV3654BROD			\$1,423	\$1,565
	36	48	1 ³ / ₁₆	65	5	VST3648BROD	\$759	\$813		
	36	48	1 ³ / ₁₆	65	5	VSV3648BROD			\$1,315	\$1,448
	30	72	1 ³ / ₁₆	82	6	VST3072BROD	\$898	\$992		
	30	72	1 ³ / ₁₆	82	6	VSV3072BROD			\$1,567	\$1,704
	30	66	1 ³ / ₁₆	75	6	VST3066BROD	\$821	\$910		
	30	66	1 ³ / ₁₆	75	6	VSV3066BROD			\$1,434	\$1,559
	30	60	1 ³ / ₁₆	68	5	VST3060BROD	\$753	\$834		
	30	60	1 ³ / ₁₆	68	5	VSV3060BROD			\$1,313	\$1,426
	30	54	1 ³ / ₁₆	62	5	VST3054BROD	\$696	\$754		
	30	54	1 ³ / ₁₆	62	5	VSV3054BROD			\$1,201	\$1,322
	30	48	1 ³ / ₁₆	56	4	VST3048BROD	\$645	\$683		
	30	48	1 ³ / ₁₆	56	4	VSV3048BROD			\$1,103	\$1,212

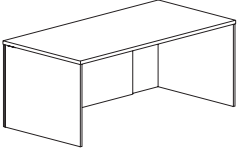

- edge profile on three open sides
 - top grommet available, specify location, and add \$53 list each
 - not recommended for freestanding use
 - bases must be purchased separately; see pages VS161-VS162 for options
- Note: truss base not compatible with models wider than 72"

To Order, Specify:

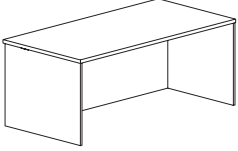
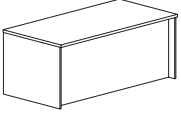
① Model Number Laminate - VST Veneer - VSV

- ② Worksurface Material (see page [V13](#))
 - a.) TFL
 - b.) HPL
- ③ Laminate Color (see page [V13](#))
 - a.) Worksurface Color
 - b.) Chassis Color
 - c.) Drawer Color
- ② Finish Color (see page [V11](#))

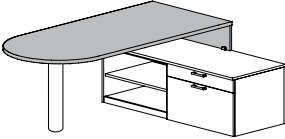

- ④ Edge Profile (see page [V14](#))
- ⑤ Pull Style and Color (see page [V15](#))
- ⑥ Optional Grommet Location & Color (see page [V16](#))
- ⑦ Other Product Options (see page [V110](#))
- ⑧ Accessories (see page [VS314](#))
- ⑨ Power and Data Options (see page [VS324](#))

Description	D	W	H	CTN WT	CU FT	① Model	TFL Laminate	HPL Laminate	Essentials Veneer	Artisan Veneer
Shell Desk with Break Front Modesty  	36	72	29½	205	53	VST3672SHD	\$1,884	\$1,980		
	36	72	29½	205	53	VSV3672SHD			\$2,595	\$2,857
	30	72	29½	192	44	VST3072SHD	\$1,778	\$1,868		
	30	72	29½	192	44	VSV3072SHD			\$2,531	\$2,788
	30	66	29½	179	41	VST3066SHD	\$1,675	\$1,761		
	30	66	29½	179	41	VSV3066SHD			\$2,441	\$2,683
	30	60	29½	168	41	VST3060SHD	\$1,630	\$1,713		
	30	60	29½	168	41	VSV3060SHD			\$2,407	\$2,647

- top edge profile on user and approach sides
- top grommet available, specify location, and add \$53 list each
- chassis grommet available, specify and add \$51 list
- modular pedestals available; see page VS126
- use 30"d pedestals with 36"d shell, use 24"d pedestals with 30"d shells
- adding modular pedestals could block grommets

Shell Desk with Recessed Modesty  	36	72	29½	205	53	VST3672SHDF	\$1,773	\$1,873		
	36	72	29½	205	53	VSV3672SHDF			\$2,362	\$2,602
	30	72	29½	192	44	VST3072SHDF	\$1,667	\$1,759		
	30	72	29½	192	44	VSV3072SHDF			\$2,303	\$2,531
	30	66	29½	179	41	VST3066SHDF	\$1,565	\$1,653		
	30	66	29½	179	41	VSV3066SHDF			\$2,209	\$2,432
	30	60	29½	168	41	VST3060SHDF	\$1,519	\$1,604		
	30	60	29½	168	41	VSV3060SHDF			\$2,176	\$2,393

- top edge profile on user and approach sides
- top grommet available, specify location, and add \$53 list each
- chassis grommet available, specify and add \$51 list
- full width modesty panel
- modular pedestals available; see page VS126
- use 30"d pedestals with 36"d shell, use 24"d pedestals with 30"d shells
- adding modular pedestals could block grommets

Description	D	W	H	CTN WT	CU FT	① Model	TFL Laminate	HPL Laminate	Essentials Veneer	Artisan Veneer
Bench Height Supported Bullet Peninsula Desk  	36	84	9 ¹¹ / ₁₆	170	22	VSTB3684B	\$1,974	\$2,077		
	36	84	9 ¹¹ / ₁₆	170	22	VSVB3684B			\$3,409	\$3,749
	36	78	9 ¹¹ / ₁₆	164	21	VSTB3678B	\$1,917	\$2,019		
	36	78	9 ¹¹ / ₁₆	164	21	VSVB3678B			\$3,315	\$3,644
	36	72	9 ¹¹ / ₁₆	158	19	VSTB3672B	\$1,612	\$1,697		
	36	72	9 ¹¹ / ₁₆	158	19	VSVB3672B			\$2,791	\$3,066
	30	84	9 ¹¹ / ₁₆	163	19	VSTB3084B	\$1,850	\$1,947		
	30	84	9 ¹¹ / ₁₆	163	19	VSVB3084B			\$3,196	\$3,519
	30	78	9 ¹¹ / ₁₆	158	18	VSTB3078B	\$1,791	\$1,883		
	30	78	9 ¹¹ / ₁₆	158	18	VSVB3078B			\$3,090	\$3,401
	30	72	9 ¹¹ / ₁₆	153	16	VSTB3072B	\$1,562	\$1,644		
	30	72	9 ¹¹ / ₁₆	153	16	VSVB3072B			\$2,697	\$2,969

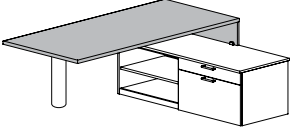

- must attach to bench height cabinet & top, see pages VS132-134
 - edge profile on three open sides
 - top grommet available, specify location, and add \$53 list each
 - chassis grommet available, specify and add \$51 list
 - non-handed
 - not recommended for freestanding use
 - bases must be purchased separately; see pages VS161-VS162 for options
- Note: truss base not compatible with models wider than 72"

To Order, Specify:

① Model Number Laminate - VST Veneer - VSV

- ② Worksurface Material (see page [V13](#))
 - a.) TFL
 - b.) HPL
- ③ Laminate Color (see page [V13](#))
 - a.) Worksurface Color
 - b.) Chassis Color
 - c.) Drawer Color
- ② Finish Color (see page [V11](#))

- ④ Edge Profile (see page [V14](#))
- ⑤ Pull Style and Color (see page [V15](#))
- ⑥ Optional Grommet Location & Color (see page [V16](#))
- ⑦ Other Product Options (see page [V110](#))
- ⑧ Accessories (see page [VS314](#))
- ⑨ Power and Data Options (see page [VS324](#))

Description	D	W	H	CTN WT	CU FT	① Model	TFL Laminate	HPL Laminate	Essentials Veneer	Artisan Veneer
Bench Height Supported Rectangular Peninsula Desk  	36	84	9 ¹¹ / ₁₆	171	22	VSTB3684RCT	\$1,468	\$1,542		
	36	84	9 ¹¹ / ₁₆	171	22	VSVB3684RCT			\$2,448	\$2,693
	36	78	9 ¹¹ / ₁₆	165	21	VSTB3678RCT	\$1,385	\$1,456		
	36	78	9 ¹¹ / ₁₆	165	21	VSVB3678RCT			\$2,313	\$2,548
	36	72	9 ¹¹ / ₁₆	159	19	VSTB3672RCT	\$1,324	\$1,399		
	36	72	9 ¹¹ / ₁₆	159	19	VSVB3672RCT			\$2,222	\$2,446
	30	84	9 ¹¹ / ₁₆	164	19	VSTB3084RCT	\$1,400	\$1,472		
	30	84	9 ¹¹ / ₁₆	164	19	VSVB3084RCT			\$2,336	\$2,567
	30	78	9 ¹¹ / ₁₆	159	18	VSTB3078RCT	\$1,348	\$1,418		
	30	78	9 ¹¹ / ₁₆	159	18	VSVB3078RCT			\$2,248	\$2,474
	30	72	9 ¹¹ / ₁₆	154	16	VSTB3072RCT	\$1,308	\$1,376		
	30	72	9 ¹¹ / ₁₆	154	16	VSVB3072RCT			\$2,183	\$2,402

- must attach to bench height cabinet & top, see pages VS132-VS134
- edge profile on three open sides
- top grommet available, specify location, and add \$53 list each
- chassis grommet available, specify and add \$51 list
- non-handed
- not recommended for freestanding use
- bases must be purchased separately; see pages VS161-VS162 for options

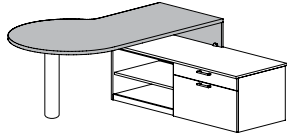
Note: truss base not compatible with models wider than 72"

Description	D	W	H	CTN WT	CU FT	① Model	TFL Laminate	HPL Laminate	Essentials Veneer	Artisan Veneer
Soft Rectangular Desk - use with Bench Height 	36	84	9 ¹¹ / ₁₆	126	23	VSTB3684RRD	\$1,429	\$1,565		
	36	84	9 ¹¹ / ₁₆	126	23	VSVB3684RRD			\$2,731	\$2,984
	36	78	9 ¹¹ / ₁₆	117	21	VSTB3678RRD	\$1,350	\$1,473		
	36	78	9 ¹¹ / ₁₆	117	21	VSVB3678RRD			\$2,584	\$2,823
	36	72	9 ¹¹ / ₁₆	109	20	VSTB3672RRD	\$1,261	\$1,376		
	36	72	9 ¹¹ / ₁₆	109	20	VSVB3672RRD			\$2,427	\$2,654
	36	66	9 ¹¹ / ₁₆	101	18	VSTB3666RRD	\$1,182	\$1,288		
	36	66	9 ¹¹ / ₁₆	101	18	VSVB3666RRD			\$2,284	\$2,496
	36	60	9 ¹¹ / ₁₆	92	16	VSTB3660RRD	\$1,113	\$1,209		
	36	60	9 ¹¹ / ₁₆	92	16	VSVB3660RRD			\$2,147	\$2,346
	30	84	9 ¹¹ / ₁₆	106	19	VSTB3084RRD	\$1,265	\$1,378		
	30	84	9 ¹¹ / ₁₆	106	19	VSVB3084RRD			\$2,410	\$2,630
	30	78	9 ¹¹ / ₁₆	99	18	VSTB3078RRD	\$1,197	\$1,300		
	30	78	9 ¹¹ / ₁₆	99	18	VSVB3078RRD			\$2,283	\$2,491
	30	72	9 ¹¹ / ₁₆	92	17	VSTB3072RRD	\$1,119	\$1,214		
	30	72	9 ¹¹ / ₁₆	92	17	VSVB3072RRD			\$2,150	\$2,348
	30	66	9 ¹¹ / ₁₆	85	15	VSTB3066RRD	\$1,052	\$1,141		
	30	66	9 ¹¹ / ₁₆	85	15	VSVB3066RRD			\$2,027	\$2,215
	30	60	9 ¹¹ / ₁₆	78	14	VSTB3060RRD	\$994	\$1,075		
	30	60	9 ¹¹ / ₁₆	78	14	VSVB3060RRD			\$1,914	\$2,090

- must attach to bench height cabinet & top, see pages VS132-VS134
- edge profile on three open sides
- top grommet available, specify location, and add \$53 list each
- chassis grommet available, specify and add \$51 list
- non-handed
- not recommended for freestanding use
- bases must be purchased separately; see pages VS161-VS162 for options

Note: truss base not compatible with models wider than 72"

Description	D	W	H	CTN WT	CU FT	① Model	TFL Laminate	HPL Laminate	Essentials Veneer	Artisan Veneer
Bench Height Supported P-Top Peninsula Desk	42	84	9 ¹ / ₁₆	185	26	VSTB4284RP	\$2,097	\$2,207		
	42	84	9 ¹ / ₁₆	185	26	VSVB4284RP			\$3,628	\$3,989
	42	84	9 ¹ / ₁₆	185	26	VSTB4284LP	\$2,097	\$2,207		
	42	84	9 ¹ / ₁₆	185	26	VSVB4284LP			\$3,628	\$3,989
	42	78	9 ¹ / ₁₆	179	24	VSTB4278RP	\$2,022	\$2,127		
	42	78	9 ¹ / ₁₆	179	24	VSVB4278RP			\$3,493	\$3,840
	42	78	9 ¹ / ₁₆	179	24	VSTB4278LP	\$2,022	\$2,127		
	42	78	9 ¹ / ₁₆	179	24	VSVB4278LP			\$3,493	\$3,840
	42	72	9 ¹ / ₁₆	170	22	VSTB4272RP	\$1,897	\$1,999		
	42	72	9 ¹ / ₁₆	170	22	VSVB4272RP			\$3,280	\$3,607
	42	72	9 ¹ / ₁₆	170	22	VSTB4272LP	\$1,897	\$1,999		
	42	72	9 ¹ / ₁₆	170	22	VSVB4272LP			\$3,280	\$3,607



left shown



left

right

- 42" widest point
- 30" at end panel
- top grommet available, specify location, and add \$53 list each
- chassis grommet available, specify and add \$51 list
- must attach to bench height cabinet & top, see pages VS132-VS134
- edge profile on three open sides
- not recommended for freestanding use
- bases must be purchased separately; see pages VS161-VS162 for options

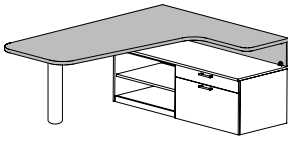
Note: truss base not compatible with P-Top Peninsula Desk

To Order, Specify:

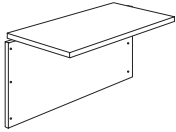
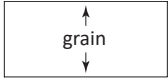
① Model Number Laminate - VST Veneer - VSV

- ② Worksurface Material (see page [V13](#))
 - a.) TFL
 - b.) HPL
- ③ Laminate Color (see page [V13](#))
 - a.) Worksurface Color
 - b.) Chassis Color
 - c.) Drawer Color
- ② Finish Color (see page [V11](#))

- ④ Edge Profile (see page [V14](#))
- ⑤ Pull Style and Color (see page [V15](#))
- ⑥ Optional Grommet Location & Color (see page [V16](#))
- ⑦ Other Product Options (see page [V110](#))
- ⑧ Accessories (see page [VS314](#))
- ⑨ Power and Data Options (see page [VS324](#))

Description	D	W	H	CTN WT	CU FT	① Model	TFL Laminate	HPL Laminate	Essentials Veneer	Artisan Veneer
 <p>left shown</p>	60	84	9 ¹ / ₆	139	37	VSTB6084SWPR	\$2,153	\$2,377		
	60	84	9 ¹ / ₆	139	37	VSVB6084SWPR			\$4,139	\$4,534
	60	84	9 ¹ / ₆	139	37	VSTB6084SWPL	\$2,153	\$2,377		
	60	84	9 ¹ / ₆	139	37	VSVB6084SWPL			\$4,139	\$4,534
	60	78	9 ¹ / ₆	132	34	VSTB6078SWPR	\$2,027	\$2,235		
	60	78	9 ¹ / ₆	132	34	VSVB6078SWPR			\$3,902	\$4,274
	60	78	9 ¹ / ₆	132	34	VSTB6078SWPL	\$2,027	\$2,235		
	60	78	9 ¹ / ₆	132	34	VSVB6078SWPL			\$3,902	\$4,274
	60	72	9 ¹ / ₆	125	32	VSTB6072SWPR	\$1,892	\$2,084		
	60	72	9 ¹ / ₆	125	32	VSVB6072SWPR			\$3,655	\$4,004
	60	72	9 ¹ / ₆	125	32	VSTB6072SWPL	\$1,892	\$2,084		
	60	72	9 ¹ / ₆	125	32	VSVB6072SWPL			\$3,655	\$4,004
	60	66	9 ¹ / ₆	118	29	VSTB6066SWPR	\$1,769	\$1,943		
	60	66	9 ¹ / ₆	118	29	VSVB6066SWPR			\$3,419	\$3,746
	60	66	9 ¹ / ₆	118	29	VSTB6066SWPL	\$1,769	\$1,943		
	60	66	9 ¹ / ₆	118	29	VSVB6066SWPL			\$3,419	\$3,746
	60	60	9 ¹ / ₆	111	26	VSTB6060SWPR	\$1,654	\$1,813		
	60	60	9 ¹ / ₆	111	26	VSVB6060SWPR			\$3,192	\$3,496
	60	60	9 ¹ / ₆	111	26	VSTB6060SWPL	\$1,654	\$1,813		
	60	60	9 ¹ / ₆	111	26	VSVB6060SWPL			\$3,192	\$3,496

- must attach to bench height cabinet & top, see pages VS132-VS134
 - edge profile on three open sides
 - top grommet available, specify location, and add \$53 list each
 - chassis grommet available, specify and add \$100 list
 - not recommended for freestanding use
 - bases must be purchased separately; see pages VS161-VS162 for options
- Note: truss base not compatible with models wider than 72"

Description	D	W	H	CTN WT	CU FT	① Model	TFL Laminate	HPL Laminate	Essentials Veneer	Artisan Veneer
Bridge with Modesty Panel  	24	48	29½	112	4	VST2448EB	\$633	\$665		
	24	48	29½	112	4	VSV2448EB			\$786	\$866
	24	42	29½	109	3	VST2442EB	\$608	\$638		
	24	42	29½	109	3	VSV2442EB			\$751	\$828
	24	36	29½	101	3	VST2436EB	\$582	\$611		
	24	36	29½	101	3	VSV2436EB			\$730	\$806
	20	48	29½	104	4	VST2048EB	\$609	\$639		
	20	48	29½	104	4	VSV2048EB			\$757	\$831
	20	42	29½	102	3	VST2042EB	\$582	\$611		
	20	42	29½	102	3	VSV2042EB			\$724	\$798
	20	36	29½	96	3	VST2036EB	\$559	\$587		
	20	36	29½	96	3	VSV2036EB			\$704	\$773

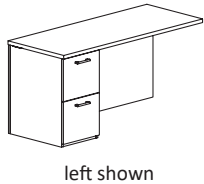
- top edge profile on user side
- short grain direction
- top grommet available, specify location, and add \$53 list each
- chassis grommet available, specify and add \$51 list

To Order, Specify:

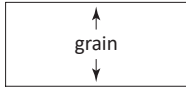
① Model Number Laminate - VST Veneer - VSV

- | | | |
|---|--|---|
| <p>② Worksurface Material (see page V13)</p> <p>a.) TFL</p> <p>b.) HPL</p> <p>③ Laminate Color (see page V13)</p> <p>a.) Worksurface Color</p> <p>b.) Chassis Color</p> <p>c.) Drawer Color</p> | <p>② Finish Color (see page V11)</p> | <p>④ Edge Profile (see page V14)</p> <p>⑤ Pull Style and Color (see page V15)</p> <p>⑥ Optional Grommet Location & Color (see page V16)</p> <p>⑦ Other Product Options (see page V110)</p> <p>⑧ Accessories (see page VS314)</p> <p>⑨ Power and Data Options (see page VS324)</p> |
|---|--|---|


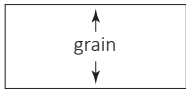
Description	D	W	H	CTN WT	CU FT	① Model	TFL Laminate	HPL Laminate	Essentials Veneer	Artisan Veneer
File/File Return	24	60	29½	190	30	VST2460ERR	\$1,721	\$1,814		
	24	60	29½	190	30	VSV2460ERR			\$2,510	\$2,768
	24	60	29½	190	30	VST2460ELR	\$1,721	\$1,814		
	24	60	29½	190	30	VSV2460ELR			\$2,510	\$2,768
	24	54	29½	179	27	VST2454ERR	\$1,578	\$1,663		
	24	54	29½	179	27	VSV2454ERR			\$2,441	\$2,690
	24	54	29½	179	27	VST2454ELR	\$1,578	\$1,663		
	24	54	29½	179	27	VSV2454ELR			\$2,441	\$2,690
	24	48	29½	168	25	VST2448ERR	\$1,304	\$1,378		
	24	48	29½	168	25	VSV2448ERR			\$2,330	\$2,568
	24	48	29½	168	25	VST2448ELR	\$1,304	\$1,378		
	24	48	29½	168	25	VSV2448ELR			\$2,330	\$2,568
	24	42	29½	155	22	VST2442ERR	\$1,220	\$1,287		
	24	42	29½	155	22	VSV2442ERR			\$2,261	\$2,492
	24	42	29½	155	22	VST2442ELR	\$1,220	\$1,287		
	24	42	29½	155	22	VSV2442ELR			\$2,261	\$2,492
	20	60	29½	173	26	VST2060ERR	\$1,651	\$1,737		
	20	60	29½	173	26	VSV2060ERR			\$2,410	\$2,655
	20	60	29½	173	26	VST2060ELR	\$1,651	\$1,737		
	20	60	29½	173	26	VSV2060ELR			\$2,410	\$2,655
	20	54	29½	163	23	VST2054ERR	\$1,515	\$1,596		
	20	54	29½	163	23	VSV2054ERR			\$2,340	\$2,581
	20	54	29½	163	23	VST2054ELR	\$1,515	\$1,596		
	20	54	29½	163	23	VSV2054ELR			\$2,340	\$2,581
	20	48	29½	154	21	VST2048ERR	\$1,251	\$1,318		
	20	48	29½	154	21	VSV2048ERR			\$2,234	\$2,463
	20	48	29½	154	21	VST2048ELR	\$1,251	\$1,318		
	20	48	29½	154	21	VSV2048ELR			\$2,234	\$2,463
	20	42	29½	142	18	VST2042ERR	\$1,169	\$1,233		
	20	42	29½	142	18	VSV2042ERR			\$2,170	\$2,393
	20	42	29½	142	18	VST2042ELR	\$1,169	\$1,233		
	20	42	29½	142	18	VSV2042ELR			\$2,170	\$2,393



left shown



- top edge profile on user side
- short grain direction
- top grommet available, specify location, and add \$53 list each
- chassis grommets available, specify and add \$100 list
- letter width file/file pedestal
- locking available, specify and add \$83 list
- optional 10" modesty panel available in place of full modesty, add and specify color

Description	D	W	H	CTN WT	CU FT	① Model	TFL Laminate	HPL Laminate	Essentials Veneer	Artisan Veneer
 <p>left shown</p> 	24	60	29½	190	30	VST2460ERY	\$1,721	\$1,814		
	24	60	29½	190	30	VSV2460ERY			\$2,510	\$2,768
	24	60	29½	190	30	VST2460ELY	\$1,721	\$1,814		
	24	60	29½	190	30	VSV2460ELY			\$2,510	\$2,768
	24	54	29½	179	27	VST2454ERY	\$1,578	\$1,663		
	24	54	29½	179	27	VSV2454ERY			\$2,441	\$2,690
	24	54	29½	179	27	VST2454ELY	\$1,578	\$1,663		
	24	54	29½	179	27	VSV2454ELY			\$2,441	\$2,690
	24	48	29½	168	25	VST2448ERY	\$1,304	\$1,378		
	24	48	29½	168	25	VSV2448ERY			\$2,330	\$2,568
	24	48	29½	168	25	VST2448ELY	\$1,304	\$1,378		
	24	48	29½	168	25	VSV2448ELY			\$2,330	\$2,568
	24	42	29½	155	22	VST2442ERY	\$1,220	\$1,287		
	24	42	29½	155	22	VSV2442ERY			\$2,261	\$2,492
	24	42	29½	155	22	VST2442ELY	\$1,220	\$1,287		
	24	42	29½	155	22	VSV2442ELY			\$2,261	\$2,492

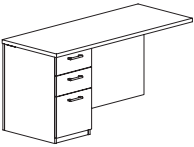

- top edge profile on user side
- short grain direction
- top grommet available, specify location, and add \$53 list each
- chassis grommets available, specify and add \$100 list
- letter width box/box/file pedestal
- locking available, specify and add \$83 list
- optional 10" modesty panel available in place of full modesty, add and specify color

To Order, Specify:



① Model Number Laminate - VST Veneer - VSV

- ② Worksurface Material (see page [V13](#))
 - a.) TFL
 - b.) HPL
- ③ Laminate Color (see page [V13](#))
 - a.) Worksurface Color
 - b.) Chassis Color
 - c.) Drawer Color

- ④ Edge Profile (see page [V14](#))
- ⑤ Pull Style and Color (see page [V15](#))
- ⑥ Optional Grommet Location & Color (see page [V16](#))
- ⑦ Other Product Options (see page [V110](#))
- ⑧ Accessories (see page [VS314](#))
- ⑨ Power and Data Options (see page [VS324](#))

Description	D	W	H	CTN WT	CU FT	① Model	TFL Laminate	HPL Laminate	Essentials Veneer	Artisan Veneer
 <p>left shown</p> 	20	60	29½	173	26	VST2060ERY	\$1,651	\$1,737		
	20	60	29½	173	26	VSV2060ERY			\$2,410	\$2,655
	20	60	29½	173	26	VST2060ELY	\$1,651	\$1,737		
	20	60	29½	173	26	VSV2060ELY			\$2,410	\$2,655
	20	54	29½	163	23	VST2054ERY	\$1,515	\$1,596		
	20	54	29½	163	23	VSV2054ERY			\$2,340	\$2,581
	20	54	29½	163	23	VST2054ELY	\$1,515	\$1,596		
	20	54	29½	163	23	VSV2054ELY			\$2,340	\$2,581
	20	48	29½	154	21	VST2048ERY	\$1,251	\$1,318		
	20	48	29½	154	21	VSV2048ERY			\$2,234	\$2,463
	20	48	29½	154	21	VST2048ELY	\$1,251	\$1,318		
	20	48	29½	154	21	VSV2048ELY			\$2,234	\$2,463
	20	42	29½	142	18	VST2042ERY	\$1,169	\$1,233		
	20	42	29½	142	18	VSV2042ERY			\$2,170	\$2,393
	20	42	29½	142	18	VST2042ELY	\$1,169	\$1,233		
	20	42	29½	142	18	VSV2042ELY			\$2,170	\$2,393

- top edge profile on user side
- short grain direction
- top grommet available, specify location, and add \$53 list each
- chassis grommets available, specify and add \$100 list
- letter width box/box/file pedestal
- locking available, specify and add \$83 list
- optional 10" modesty panel available in place of full modesty, add and specify color


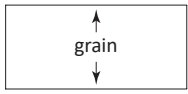
Description	D	W	H	CTN WT	CU FT	① Model	TFL Laminate	HPL Laminate	Essentials Veneer	Artisan Veneer
 <p>left shown</p> 	24	60	29½	199	30	VST2460LRR	\$2,125	\$2,243		
	24	60	29½	199	30	VSV2460LRR			\$2,825	\$3,118
	24	60	29½	199	30	VST2460LLR	\$2,125	\$2,243		
	24	60	29½	199	30	VSV2460LLR			\$2,825	\$3,118
	24	54	29½	187	27	VST2454LRR	\$1,851	\$1,954		
	24	54	29½	187	27	VSV2454LRR			\$2,715	\$2,997
	24	54	29½	187	27	VST2454LLR	\$1,851	\$1,954		
	24	54	29½	187	27	VSV2454LLR			\$2,715	\$2,997
	24	48	29½	175	25	VST2448LRR	\$1,765	\$1,865		
	24	48	29½	175	25	VSV2448LRR			\$2,645	\$2,922
	24	48	29½	175	25	VST2448LLR	\$1,765	\$1,865		
	24	48	29½	175	25	VSV2448LLR			\$2,645	\$2,922
	20	60	29½	188	26	VST2060LRR	\$2,040	\$2,148		
	20	60	29½	188	26	VSV2060LRR			\$2,708	\$2,989
	20	60	29½	188	26	VST2060LLR	\$2,040	\$2,148		
	20	60	29½	188	26	VSV2060LLR			\$2,708	\$2,989
	20	54	29½	177	23	VST2054LRR	\$1,773	\$1,872		
	20	54	29½	177	23	VSV2054LRR			\$2,603	\$2,874
	20	54	29½	177	23	VST2054LLR	\$1,773	\$1,872		
	20	54	29½	177	23	VSV2054LLR			\$2,603	\$2,874
	20	48	29½	164	21	VST2048LRR	\$1,694	\$1,787		
	20	48	29½	164	21	VSV2048LRR			\$2,537	\$2,801
	20	48	29½	164	21	VST2048LLR	\$1,694	\$1,787		
	20	48	29½	164	21	VSV2048LLR			\$2,537	\$2,801

- top edge profile on user side
- short grain direction
- top grommet available, specify location, and add \$53 list each
- chassis grommets available, specify and add \$100 list
- 36" w lateral file
- locking available, specify and add \$116 list
- optional 10" modesty panel available in place of full modesty, add and specify color

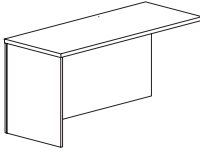
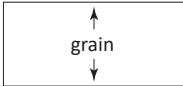
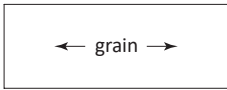
To Order, Specify:

① Model Number Laminate - VST Veneer - VSV

- ② Worksurface Material (see page [VI3](#))
 - a.) TFL
 - b.) HPL
- ③ Laminate Color (see page [VI3](#))
 - a.) Worksurface Color
 - b.) Chassis Color
 - c.) Drawer Color
- ④ Edge Profile (see page [VI4](#))
- ⑤ Pull Style and Color (see page [VI5](#))
- ⑥ Optional Grommet Location & Color (see page [VI6](#))
- ⑦ Other Product Options (see page [VI10](#))
- ⑧ Accessories (see page [VS314](#))
- ⑨ Power and Data Options (see page [VS324](#))

Description	D	W	H	CTN WT	CU FT	① Model	TFL Laminate	HPL Laminate	Essentials Veneer	Artisan Veneer
 <p>left shown</p> 	24	60	29½	202	27	VST2460MLR	\$2,287	\$2,415		
	24	60	29½	202	30	VSV2460MLR			\$3,334	\$3,678
	24	60	29½	202	30	VST2460MLL	\$2,287	\$2,415		
	24	60	29½	202	30	VSV2460MLL			\$3,334	\$3,678
	24	54	29½	190	27	VST2454MLR	\$2,147	\$2,262		
	24	54	29½	190	27	VSV2454MLR			\$3,265	\$3,599
	24	54	29½	190	27	VST2454MLL	\$2,147	\$2,262		
	24	54	29½	190	27	VSV2454MLL			\$3,265	\$3,599
	24	48	29½	179	25	VST2448MLR	\$1,873	\$1,975		
	24	48	29½	179	25	VSV2448MLR			\$3,153	\$3,478
	24	48	29½	179	25	VST2448MLL	\$1,873	\$1,975		
	24	48	29½	179	25	VSV2448MLL			\$3,153	\$3,478
	20	60	29½	191	26	VST2060MLR	\$2,194	\$2,314		
	20	60	29½	191	26	VSV2060MLR			\$3,196	\$3,527
	20	60	29½	191	26	VST2060MLL	\$2,194	\$2,314		
	20	60	29½	191	26	VSV2060MLL			\$3,196	\$3,527
	20	54	29½	180	23	VST2054MLR	\$2,058	\$2,171		
	20	54	29½	180	23	VSV2054MLR			\$3,129	\$3,453
	20	54	29½	180	23	VST2054MLL	\$2,058	\$2,171		
	20	54	29½	180	23	VSV2054MLL			\$3,129	\$3,453
	20	48	29½	167	21	VST2048MLR	\$1,795	\$1,893		
	20	48	29½	167	21	VSV2048MLR			\$3,023	\$3,337
	20	48	29½	167	21	VST2048MLL	\$1,795	\$1,893		
	20	48	29½	167	21	VSV2048MLL			\$3,023	\$3,337

- top edge profile on user side
- short grain direction
- top grommet available, specify location, and add \$53 list each
- chassis grommets available, specify and add \$100 list
- 30" w multi-file
- locking available, specify and add \$116 list
- optional 10" modesty panel available in place of full modesty, add and specify color

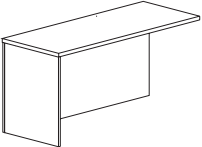
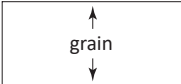
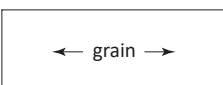
Description	D	W	H	CTN WT	CU FT	① Model	TFL Laminate	HPL Laminate	Essentials Veneer	Artisan Veneer
 <p>left shown</p>  <p>36, 42, 48, 54, & 60"w</p>  <p>66 & 72"w</p>	24	72	29½	153	124	VST2472RSHR	\$1,159	\$1,220		
	24	72	29½	153	36	VSV2472RSHR			\$1,840	\$2,025
	24	72	29½	153	36	VST2472LSHR	\$1,159	\$1,220		
	24	72	29½	153	36	VSV2472LSHR			\$1,840	\$2,025
	24	66	29½	147	33	VST2466RSHR	\$1,079	\$1,135		
	24	66	29½	147	33	VSV2466RSHR			\$1,715	\$1,887
	24	66	29½	147	33	VST2466LSHR	\$1,079	\$1,135		
	24	66	29½	147	33	VSV2466LSHR			\$1,715	\$1,887
	24	60	29½	141	30	VST2460RSHR	\$1,049	\$1,103		
	24	60	29½	141	30	VSV2460RSHR			\$1,663	\$1,831
	24	60	29½	141	30	VST2460LSHR	\$1,049	\$1,103		
	24	60	29½	141	30	VSV2460LSHR			\$1,663	\$1,831
	24	54	29½	136	27	VST2454RSHR	\$1,019	\$1,071		
	24	54	29½	136	27	VSV2454RSHR			\$1,616	\$1,778
	24	54	29½	136	27	VST2454LSHR	\$1,019	\$1,071		
	24	54	29½	136	27	VSV2454LSHR			\$1,616	\$1,778
	24	48	29½	130	25	VST2448RSHR	\$989	\$1,041		
	24	48	29½	130	25	VSV2448RSHR			\$1,566	\$1,723
	24	48	29½	130	25	VST2448LSHR	\$989	\$1,041		
	24	48	29½	130	25	VSV2448LSHR			\$1,566	\$1,723
	24	42	29½	124	22	VST2442RSHR	\$957	\$1,008		
	24	42	29½	124	22	VSV2442RSHR			\$1,519	\$1,673
	24	42	29½	124	22	VST2442LSHR	\$957	\$1,008		
	24	42	29½	124	22	VSV2442LSHR			\$1,519	\$1,673
	24	36	29½	120	19	VST2436RSHR	\$933	\$981		
	24	36	29½	120	19	VSV2436RSHR			\$1,474	\$1,621
	24	36	29½	120	19	VST2436LSHR	\$933	\$981		
	24	36	29½	120	19	VSV2436LSHR			\$1,474	\$1,621

- top edge profile on user side
- short grain direction for 36", 42", 48", 54", and 60"w
- long grain direction for 66" and 72"w
- top grommet available, specify location, and add \$53 list each
- chassis grommet available, specify and add \$51 list
- modular pedestals available; see page VS126
- use 20"d pedestals with 24"d shell
- adding modular pedestals could block grommets

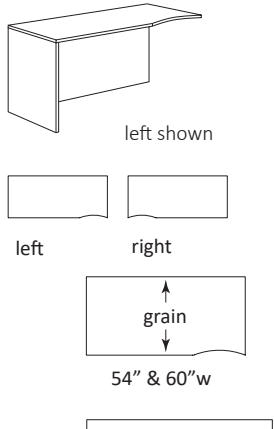
To Order, Specify:

① Model Number Laminate - VST Veneer - VSV

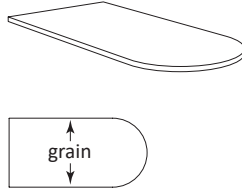
- ② Worksurface Material (see page [VI3](#))
- ② Finish Color (see page [VI1](#))
- ④ Edge Profile (see page [VI4](#))
- a.) TFL
- b.) HPL
- ⑤ Pull Style and Color (see page [VI5](#))
- ③ Laminate Color (see page [VI3](#))
- a.) Worksurface Color
- b.) Chassis Color
- c.) Drawer Color
- ⑥ Optional Grommet Location & Color (see page [VI6](#))
- ⑦ Other Product Options (see page [VI10](#))
- ⑧ Accessories (see page [VS314](#))
- ⑨ Power and Data Options (see page [VS324](#))

Description	D	W	H	CTN WT	CU FT	① Model	TFL Laminate	HPL Laminate	Essentials Veneer	Artisan Veneer
 <p>left shown</p>  <p>36, 42, 48, 54, & 60" w</p>  <p>66 & 72" w</p>	20	72	29½	142	31	VST2072RSHR	\$1,115	\$1,174		
	20	72	29½	142	31	VSV2072RSHR			\$1,770	\$1,948
	20	72	29½	142	31	VST2072LSHR	\$1,115	\$1,174		
	20	72	29½	142	31	VSV2072LSHR			\$1,770	\$1,948
	20	66	29½	138	28	VST2066RSHR	\$1,037	\$1,092		
	20	66	29½	138	28	VSV2066RSHR			\$1,646	\$1,810
	20	66	29½	138	28	VST2066LSHR	\$1,037	\$1,092		
	20	66	29½	138	28	VSV2066LSHR			\$1,646	\$1,810
	20	60	29½	135	26	VST2060RSHR	\$1,008	\$1,060		
	20	60	29½	135	26	VSV2060RSHR			\$1,597	\$1,758
	20	60	29½	135	26	VST2060LSHR	\$1,008	\$1,060		
	20	60	29½	135	26	VSV2060LSHR			\$1,597	\$1,758
	20	54	29½	129	23	VST2054RSHR	\$978	\$1,028		
	20	54	29½	129	23	VSV2054RSHR			\$1,551	\$1,707
	20	54	29½	129	23	VST2054LSHR	\$978	\$1,028		
	20	54	29½	129	23	VSV2054LSHR			\$1,551	\$1,707
	20	48	29½	125	21	VST2048RSHR	\$950	\$1,000		
	20	48	29½	125	21	VSV2048RSHR			\$1,504	\$1,654
	20	48	29½	125	21	VST2048LSHR	\$950	\$1,000		
	20	48	29½	125	21	VSV2048LSHR			\$1,504	\$1,654
	20	42	29½	119	18	VST2042RSHR	\$919	\$969		
	20	42	29½	119	18	VSV2042RSHR			\$1,458	\$1,605
	20	42	29½	119	18	VST2042LSHR	\$919	\$969		
	20	42	29½	119	18	VSV2042LSHR			\$1,458	\$1,605
	20	36	29½	115	16	VST2036RSHR	\$896	\$943		
	20	36	29½	115	16	VSV2036RSHR			\$1,417	\$1,558
	20	36	29½	115	16	VST2036LSHR	\$896	\$943		
	20	36	29½	115	16	VSV2036LSHR			\$1,417	\$1,558

- top edge profile on user side
- short grain direction for 36", 42", 48", 54", and 60" w
- long grain direction for 66" and 72" w
- top grommet available, specify location, and add \$53 list each
- chassis grommet available, specify and add \$51 list
- modular pedestals available; see page VS126
- use 18" d pedestals with 20" d shells
- adding modular pedestals could block grommets

Description	D	W	H	CTN WT	CU FT	① Model	TFL Laminate	HPL Laminate	Essentials Veneer	Artisan Veneer
Cockpit Shell Return  <p>left shown</p> <p>left right</p> <p>54" & 60"w</p> <p>66"w</p>	24	66	29½	153	36	VST2466RCSHR	\$1,363	\$1,431		
	24	66	29½	153	36	VSV2466RCSHR			\$2,167	\$2,382
	24	66	29½	153	36	VST2466LCSHR	\$1,363	\$1,431		
	24	66	29½	153	36	VSV2466LCSHR			\$2,167	\$2,382
	24	60	29½	147	33	VST2460RCSHR	\$1,280	\$1,348		
	24	60	29½	147	33	VSV2460RCSHR			\$2,038	\$2,243
	24	60	29½	147	33	VST2460LCSHR	\$1,280	\$1,348		
	24	60	29½	147	33	VSV2460LCSHR			\$2,038	\$2,243
	24	54	29½	147	33	VST2454RCSHR	\$1,235	\$1,299		
	24	54	29½	147	33	VSV2454RCSHR			\$1,965	\$2,160
	24	54	29½	147	33	VST2454LCSHR	\$1,235	\$1,299		
	24	54	29½	147	33	VSV2454LCSHR			\$1,965	\$2,160

- top edge profile on user side
- long grain direction for 66"w
- short grain direction for 54" and 60"w
- top grommet available, specify location, and add \$53 list each
- chassis grommet available, specify and add \$51 list
- modular pedestals available; see page VS126
- use 20"d pedestals with 24"d shell
- adding modular pedestals could block grommets

Bullet Return 	60	30	1⅜	91	4	VST3060BRET	\$655	\$688		
	60	30	1⅜	91	4	VSV3060BRET			\$1,167	\$1,284
	48	30	1⅜	68	4	VST3048BRET	\$604	\$634		
	48	30	1⅜	68	4	VSV3048BRET			\$1,037	\$1,140
	60	24	1⅜	70	3	VST2460BRET	\$576	\$606		
	60	24	1⅜	70	3	VSV2460BRET			\$1,004	\$1,104
	48	24	1⅜	55	3	VST2448BRET	\$519	\$544		
	48	24	1⅜	55	3	VSV2448BRET			\$887	\$978

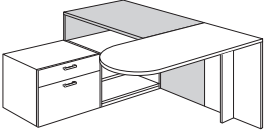
- edge profile on three open sides
- top grommet available, specify location, and add \$53 list each
- short grain direction
- includes hardware to attach flat end to desk top
- base must be purchased separately, see pages VS161-VS162 for options

To Order, Specify:

① Model Number Laminate - VST Veneer - VSV

- ② Worksurface Material (see page [VI3](#))
 - a.) TFL
 - b.) HPL
- ③ Laminate Color (see page [VI3](#))
 - a.) Worksurface Color
 - b.) Chassis Color
 - c.) Drawer Color
- ② Finish Color (see page [VI1](#))

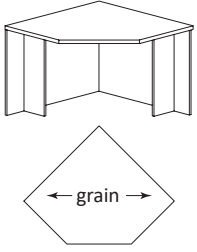
- ④ Edge Profile (see page [VI4](#))
- ⑤ Pull Style and Color (see page [VI5](#))
- ⑥ Optional Grommet Location & Color (see page [VI6](#))
- ⑦ Other Product Options (see page [VI10](#))
- ⑧ Accessories (see page [VS314](#))
- ⑨ Power and Data Options (see page [VS324](#))

Description	D	W	H	CTN WT	CU FT	① Model	TFL Laminate	HPL Laminate	Essentials Veneer	Artisan Veneer
Bench Height Supported Shell Return  left shown	24	72	29½	149	36	VSTB2472RSHR	\$1,159	\$1,220		
	24	72	29½	149	36	VSVB2472RSHR			\$1,840	\$2,025
	24	72	29½	149	36	VSTB2472LSHR	\$1,159	\$1,220		
	24	72	29½	149	36	VSVB2472LSHR			\$1,840	\$2,025
	24	66	29½	143	33	VSTB2466RSHR	\$1,079	\$1,135		
	24	66	29½	143	33	VSVB2466RSHR			\$1,715	\$1,887
	24	66	29½	143	33	VSTB2466LSHR	\$1,079	\$1,135		
	24	66	29½	143	33	VSVB2466LSHR			\$1,715	\$1,887

- must be attached to bench height cabinet & top, see pages VS132-VS134
- top edge profile on user side
- top grommet available, specify location, and add \$53 list each
- chassis grommet available, specify and add \$51 list
- long grain direction for 66" and 72" w laminate worksurface

Bench Height Supported Cockpit Shell Return  left shown	24	66	29½	153	36	VSTB2466RCSHR	\$1,363	\$1,431		
	24	66	29½	153	36	VSVB2466RCSHR			\$2,167	\$2,382
	24	66	29½	153	36	VSTB2466LCSHR	\$1,363	\$1,431		
	24	66	29½	153	36	VSVB2466LCSHR			\$2,167	\$2,382
	24	60	29½	147	33	VSTB2460RCSHR	\$1,280	\$1,348		
	24	60	29½	147	33	VSVB2460RCSHR			\$2,038	\$2,243
	24	60	29½	147	33	VSTB2460LCSHR	\$1,280	\$1,348		
	24	60	29½	147	33	VSVB2460LCSHR			\$2,038	\$2,243
	24	54	29½	147	33	VSTB2454RCSHR	\$1,235	\$1,299		
	24	54	29½	147	33	VSVB2454RCSHR			\$1,965	\$2,160
	24	54	29½	147	33	VSTB2454LCSHR	\$1,235	\$1,299		
	24	54	29½	147	33	VSVB2454LCSHR			\$1,965	\$2,160

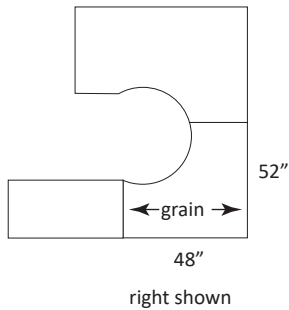
- must be attached to bench height cabinet & top, see pages VS132-VS134
- top edge profile on user side
- top grommet available, specify location, and add \$53 list each
- chassis grommet available, specify and add \$51 list
- long grain direction for 66" w laminate worksurface
- short grain direction for 54" and 60" w laminate worksurface

Description	D	W	H	CTN WT	CU FT	① Model	TFL Laminate	HPL Laminate	Essentials Veneer	Artisan Veneer
	42	42	29½	162	36	VST4242-24ECU	\$1,802	\$1,897		
	42	42	29½	162	36	VSV4242-24ECU			\$2,544	\$2,798
	36	36	29½	132	27	VST3636-24ECU	\$1,644	\$1,730		
	36	36	29½	132	27	VSV3636-24ECU			\$2,471	\$2,720
	42	42	29½	162	36	VST4242-20ECU	\$1,802	\$1,897		
	42	42	29½	162	36	VSV4242-20ECU			\$2,544	\$2,798
	36	36	29½	132	27	VST3636-20ECU	\$1,644	\$1,730		
	36	36	29½	132	27	VSV3636-20ECU			\$2,471	\$2,720

- angle grain on top
- top edge profile on user side
- top grommet available, specify location, and add \$53 list each
- chassis grommet available, specify and add \$51 list

	Cockpit Corner Unit	48	52	29½	180	50	VST4852ERCU	\$2,191	\$2,306		
		48	52	29½	180	50	VSV4852ERCU			\$2,711	\$2,984
		48	52	29½	180	50	VST4852ELCU	\$2,191	\$2,306		
		48	52	29½	180	50	VSV4852ELCU			\$2,711	\$2,984

- attaches to 24" return
- parallel grain to 48" side of top
- top edge profile on user side
- top grommet available, specify location, and add \$53 list each
- chassis grommet available, specify and add \$51 list



To Order, Specify:

① Model Number

Laminate - VST

Veneer - VSV

② Worksurface Material (see page [VI3](#))

- a.) TFL
- b.) HPL

② Finish Color (see page [VI1](#))

③ Laminate Color (see page [VI3](#))

- a.) Worksurface Color
- b.) Chassis Color
- c.) Drawer Color

④ Edge Profile (see page [VI4](#))

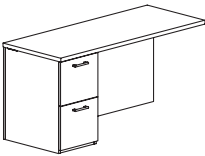
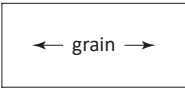
⑤ Pull Style and Color (see page [VI5](#))

⑥ Optional Grommet Location & Color (see page [VI6](#))

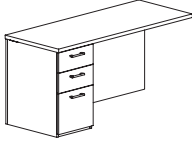
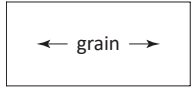
⑦ Other Product Options (see page [VI10](#))

⑧ Accessories (see page [VS314](#))

⑨ Power and Data Options (see page [VS324](#))

Description	D	W	H	CTN WT	CU FT	① Model	TFL Laminate	HPL Laminate	Essentials Veneer	Artisan Veneer
File/File Corner Return  left shown 	24	60	29½	190	30	VST2460ERCR	\$1,721	\$1,814		
	24	60	29½	190	30	VSV2460ERCR			\$2,510	\$2,768
	24	60	29½	190	30	VST2460ELCR	\$1,721	\$1,814		
	24	60	29½	190	30	VSV2460ELCR			\$2,510	\$2,768
	24	54	29½	179	27	VST2454ERCR	\$1,578	\$1,663		
	24	54	29½	179	27	VSV2454ERCR			\$2,441	\$2,690
	24	54	29½	179	27	VST2454ELCR	\$1,578	\$1,663		
	24	54	29½	179	27	VSV2454ELCR			\$2,441	\$2,690
	24	48	29½	168	25	VST2448ERCR	\$1,304	\$1,378		
	24	48	29½	168	25	VSV2448ERCR			\$2,330	\$2,568
	24	48	29½	168	25	VST2448ELCR	\$1,304	\$1,378		
	24	48	29½	168	25	VSV2448ELCR			\$2,330	\$2,568
	24	42	29½	155	22	VST2442ERCR	\$1,220	\$1,287		
	24	42	29½	155	22	VSV2442ERCR			\$2,261	\$2,492
	24	42	29½	155	22	VST2442ELCR	\$1,220	\$1,287		
	24	42	29½	155	22	VSV2442ELCR			\$2,261	\$2,492
	20	60	29½	173	26	VST2060ERCR	\$1,651	\$1,737		
	20	60	29½	173	26	VSV2060ERCR			\$2,410	\$2,655
	20	60	29½	173	26	VST2060ELCR	\$1,651	\$1,737		
	20	60	29½	173	26	VSV2060ELCR			\$2,410	\$2,655
	20	54	29½	163	23	VST2054ERCR	\$1,515	\$1,596		
	20	54	29½	163	23	VSV2054ERCR			\$2,340	\$2,581
	20	54	29½	163	23	VST2054ELCR	\$1,515	\$1,596		
	20	54	29½	163	23	VSV2054ELCR			\$2,340	\$2,581
	20	48	29½	154	21	VST2048ERCR	\$1,251	\$1,318		
	20	48	29½	154	21	VSV2048ERCR			\$2,234	\$2,463
	20	48	29½	154	21	VST2048ELCR	\$1,251	\$1,318		
	20	48	29½	154	21	VSV2048ELCR			\$2,234	\$2,463
20	42	29½	142	18	VST2042ERCR	\$1,169	\$1,233			
20	42	29½	142	18	VSV2042ERCR			\$2,170	\$2,393	
20	42	29½	142	18	VST2042ELCR	\$1,169	\$1,233			
20	42	29½	142	18	VSV2042ELCR			\$2,170	\$2,393	

- top edge profile on user side
- long grain direction
- top grommet available, specify location, and add \$53 list each
- chassis grommets available, specify and add \$100 list
- letter width file/file pedestal
- locking available, specify and add \$83 list
- optional 10" modesty panel available in place of full modesty, add and specify color

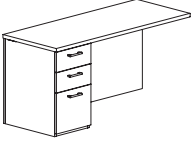
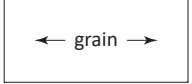
Description	D	W	H	CTN WT	CU FT	① Model	TFL Laminate	HPL Laminate	Essentials Veneer	Artisan Veneer
24" d Box/Box/File Corner Return  left shown 	24	60	29½	190	30	VST2460ERCY	\$1,721	\$1,814		
	24	60	29½	190	30	VSV2460ERCY			\$2,510	\$2,768
	24	60	29½	190	30	VST2460ELCY	\$1,721	\$1,814		
	24	60	29½	190	30	VSV2460ELCY			\$2,510	\$2,768
	24	54	29½	179	27	VST2454ERCY	\$1,578	\$1,663		
	24	54	29½	179	27	VSV2454ERCY			\$2,441	\$2,690
	24	54	29½	179	27	VST2454ELCY	\$1,578	\$1,663		
	24	54	29½	179	27	VSV2454ELCY			\$2,441	\$2,690
	24	48	29½	168	25	VST2448ERCY	\$1,304	\$1,378		
	24	48	29½	168	25	VSV2448ERCY			\$2,330	\$2,568
	24	48	29½	168	25	VST2448ELCY	\$1,304	\$1,378		
	24	48	29½	168	25	VSV2448ELCY			\$2,330	\$2,568
	24	42	29½	155	22	VST2442ERCY	\$1,220	\$1,287		
	24	42	29½	155	22	VSV2442ERCY			\$2,261	\$2,492
	24	42	29½	155	22	VST2442ELCY	\$1,220	\$1,287		
	24	42	29½	155	22	VSV2442ELCY			\$2,261	\$2,492

- top edge profile on user side
- long grain direction
- top grommet available, specify location, and add \$53 list each
- chassis grommets available, specify and add \$100 list
- letter width box/box/file pedestal
- locking available, specify and add \$83 list
- optional 10" modesty panel available in place of full modesty, add and specify color

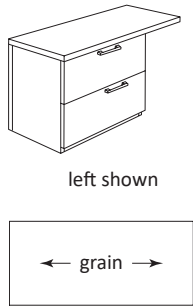
To Order, Specify:

① Model Number Laminate - VST Veneer - VSV

- | | | |
|--|---|--|
| <ul style="list-style-type: none"> ② Worksurface Material (see page V13) <ul style="list-style-type: none"> a.) TFL b.) HPL ③ Laminate Color (see page V13) <ul style="list-style-type: none"> a.) Worksurface Color b.) Chassis Color c.) Drawer Color | <ul style="list-style-type: none"> ② Finish Color (see page V11) | <ul style="list-style-type: none"> ④ Edge Profile (see page V14) ⑤ Pull Style and Color (see page V15) ⑥ Optional Grommet Location & Color (see page V16) ⑦ Other Product Options (see page V110) ⑧ Accessories (see page VS314) ⑨ Power and Data Options (see page VS324) |
|--|---|--|

Description	D	W	H	CTN WT	CU FT	① Model	TFL Laminate	HPL Laminate	Essentials Veneer	Artisan Veneer
20" d Box/Box/File Corner Return  left shown 	20	60	29½	173	26	VST2060ERCY	\$1,651	\$1,737		
						VSV2060ERCY			\$2,410	\$2,655
						VST2060ELCY	\$1,651	\$1,737		
						VSV2060ELCY			\$2,410	\$2,655
						VST2054ERCY	\$1,515	\$1,596		
						VSV2054ERCY			\$2,340	\$2,581
						VST2054ELCY	\$1,515	\$1,596		
						VSV2054ELCY			\$2,340	\$2,581
						VST2048ERCY	\$1,251	\$1,318		
						VSV2048ERCY			\$2,234	\$2,463
						VST2048ELCY	\$1,251	\$1,318		
						VSV2048ELCY			\$2,234	\$2,463
						VST2042ERCY	\$1,169	\$1,233		
						VSV2042ERCY			\$2,170	\$2,393
						VST2042ELCY	\$1,169	\$1,233		
						VSV2042ELCY			\$2,170	\$2,393

- top edge profile on user side
- long grain direction
- top grommet available, specify location, and add \$53 list each
- chassis grommets available, specify and add \$100 list
- letter width box/box/file pedestal
- locking available, specify and add \$83 list
- optional 10" modesty panel available in place of full modesty, add and specify color


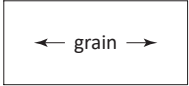
Description	D	W	H	CTN WT	CU FT	① Model	TFL Laminate	HPL Laminate	Essentials Veneer	Artisan Veneer
	24	60	29½	199	30	VST2460LRCR	\$2,125	\$2,243		
	24	60	29½	199	30	VSV2460LRCR			\$2,825	\$3,118
	24	60	29½	199	30	VST2460LLCR	\$2,125	\$2,243		
	24	60	29½	199	30	VSV2460LLCR			\$2,825	\$3,118
	24	54	29½	187	27	VST2454LRCR	\$1,851	\$1,954		
	24	54	29½	187	27	VSV2454LRCR			\$2,715	\$2,997
	24	54	29½	187	27	VST2454LLCR	\$1,851	\$1,954		
	24	54	29½	187	27	VSV2454LLCR			\$2,715	\$2,997
	24	48	29½	175	25	VST2448LRCR	\$1,765	\$1,865		
	24	48	29½	175	25	VSV2448LRCR			\$2,645	\$2,922
	24	48	29½	175	25	VST2448LLCR	\$1,765	\$1,865		
	24	48	29½	175	25	VSV2448LLCR			\$2,645	\$2,922
	20	60	29½	188	26	VST2060LRCR	\$2,040	\$2,148		
	20	60	29½	188	26	VSV2060LRCR			\$2,708	\$2,989
	20	60	29½	188	26	VST2060LLCR	\$2,040	\$2,148		
	20	60	29½	188	26	VSV2060LLCR			\$2,708	\$2,989
	20	54	29½	177	23	VST2054LRCR	\$1,773	\$1,872		
	20	54	29½	177	23	VSV2054LRCR			\$2,603	\$2,874
	20	54	29½	177	23	VST2054LLCR	\$1,773	\$1,872		
	20	54	29½	177	23	VSV2054LLCR			\$2,603	\$2,874
	20	48	29½	164	21	VST2048LRCR	\$1,694	\$1,787		
	20	48	29½	164	21	VSV2048LRCR			\$2,537	\$2,801
	20	48	29½	164	21	VST2048LLCR	\$1,694	\$1,787		
	20	48	29½	164	21	VSV2048LLCR			\$2,537	\$2,801

- top edge profile on user side
- long grain direction
- top grommet available, specify location, and add \$53 list each
- chassis grommets available, specify and add \$100 list
- 36" w lateral file
- locking available, specify and add \$116 list
- optional 10" modesty panel available in place of full modesty, add and specify color

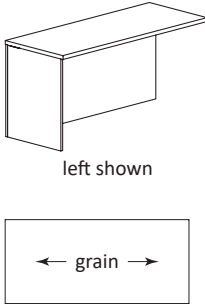
To Order, Specify:

① Model Number Laminate - VST Veneer - VSV

- ② Worksurface Material (see page [VI3](#))
 - a.) TFL
 - b.) HPL
- ③ Laminate Color (see page [VI3](#))
 - a.) Worksurface Color
 - b.) Chassis Color
 - c.) Drawer Color
- ④ Edge Profile (see page [VI4](#))
- ⑤ Pull Style and Color (see page [VI5](#))
- ⑥ Optional Grommet Location & Color (see page [VI6](#))
- ⑦ Other Product Options (see page [VI10](#))
- ⑧ Accessories (see page [VS314](#))
- ⑨ Power and Data Options (see page [VS324](#))

Description	D	W	H	CTN WT	CU FT	① Model	TFL Laminate	HPL Laminate	Essentials Veneer	Artisan Veneer
 <p>left shown</p> 	24	60	29½	202	30	VST2460MRCR	\$2,287	\$2,415		
	24	60	29½	202	30	VSV2460MRCR			\$3,334	\$3,678
	24	60	29½	202	30	VST2460MLCR	\$2,287	\$2,415		
	24	60	29½	202	30	VSV2460MLCR			\$3,334	\$3,678
	24	54	29½	190	27	VST2454MRCR	\$2,147	\$2,262		
	24	54	29½	190	27	VSV2454MRCR			\$3,265	\$3,599
	24	54	29½	190	27	VST2454MLCR	\$2,147	\$2,262		
	24	54	29½	190	27	VSV2454MLCR			\$3,265	\$3,599
	24	48	29½	179	25	VST2448MRCR	\$1,873	\$1,975		
	24	48	29½	179	25	VSV2448MRCR			\$3,153	\$3,478
	24	48	29½	179	25	VST2448MLCR	\$1,873	\$1,975		
	24	48	29½	179	25	VSV2448MLCR			\$3,153	\$3,478
	20	60	29½	191	26	VST2060MRCR	\$2,194	\$2,314		
	20	60	29½	191	26	VSV2060MRCR			\$3,196	\$3,527
	20	60	29½	191	26	VST2060MLCR	\$2,194	\$2,314		
	20	60	29½	191	26	VSV2060MLCR			\$3,196	\$3,527
	20	54	29½	180	23	VST2054MRCR	\$2,058	\$2,171		
	20	54	29½	180	23	VSV2054MRCR			\$3,129	\$3,453
	20	54	29½	180	23	VST2054MLCR	\$2,058	\$2,171		
	20	54	29½	180	23	VSV2054MLCR			\$3,129	\$3,453
	20	48	29½	167	21	VST2048MRCR	\$1,795	\$1,893		
	20	48	29½	167	21	VSV2048MRCR			\$3,023	\$3,337
	20	48	29½	167	21	VST2048MLCR	\$1,795	\$1,893		
	20	48	29½	167	21	VSV2048MLCR			\$3,023	\$3,337

- top edge profile on user side
- long grain direction
- top grommet available, specify location, and add \$53 list each
- chassis grommets available, specify and add \$100 list
- 30" w multi-file
- locking available, specify and add \$116 list
- optional 10" modesty panel available in place of full modesty, add and specify color

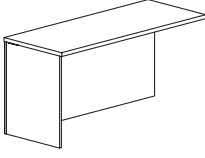
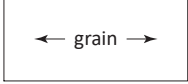
Description	D	W	H	CTN WT	CU FT	① Model	TFL Laminate	HPL Laminate	Essentials Veneer	Artisan Veneer
	24	72	29½	153	36	VST2472RSHCR	\$1,159	\$1,220		
	24	72	29½	153	36	VSV2472RSHCR			\$1,840	\$2,025
	24	72	29½	153	36	VST2472LSHCR	\$1,159	\$1,220		
	24	72	29½	153	36	VSV2472LSHCR			\$1,840	\$2,025
	24	66	29½	147	33	VST2466RSHCR	\$1,079	\$1,135		
	24	66	29½	147	33	VSV2466RSHCR			\$1,715	\$1,887
	24	66	29½	147	33	VST2466LSHCR	\$1,079	\$1,135		
	24	66	29½	147	33	VSV2466LSHCR			\$1,715	\$1,887
	24	60	29½	141	30	VST2460RSHCR	\$1,049	\$1,103		
	24	60	29½	141	30	VSV2460RSHCR			\$1,663	\$1,831
	24	60	29½	141	30	VST2460LSHCR	\$1,049	\$1,103		
	24	60	29½	141	30	VSV2460LSHCR			\$1,663	\$1,831
	24	54	29½	136	27	VST2454RSHCR	\$1,019	\$1,071		
	24	54	29½	136	27	VSV2454RSHCR			\$1,616	\$1,778
	24	54	29½	136	27	VST2454LSHCR	\$1,019	\$1,071		
	24	54	29½	136	27	VSV2454LSHCR			\$1,616	\$1,778
	24	48	29½	130	25	VST2448RSHCR	\$989	\$1,041		
	24	48	29½	130	25	VSV2448RSHCR			\$1,566	\$1,723
	24	48	29½	130	25	VST2448LSHCR	\$989	\$1,041		
	24	48	29½	130	25	VSV2448LSHCR			\$1,566	\$1,723
24	42	29½	124	22	VST2442RSHCR	\$957	\$1,008			
24	42	29½	124	22	VSV2442RSHCR			\$1,519	\$1,673	
24	42	29½	124	22	VST2442LSHCR	\$957	\$1,008			
24	42	29½	124	22	VSV2442LSHCR			\$1,519	\$1,673	
24	36	29½	120	19	VST2436RSHCR	\$933	\$981			
24	36	29½	120	19	VSV2436RSHCR			\$1,474	\$1,621	
24	36	29½	120	19	VST2436LSHCR	\$933	\$981			
24	36	29½	120	19	VSV2436LSHCR			\$1,474	\$1,621	

- use 20"d pedestals with 24"d shells
- top edge profile on user side
- long grain direction
- top grommet available, specify location, and add \$53 list each
- chassis grommet available, specify and add \$51 list
- modular pedestals available; see pages VS126-VS131
- adding modular pedestals could block grommets

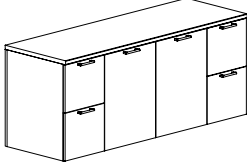
To Order, Specify:

① Model Number Laminate - VST Veneer - VSV

- ② Worksurface Material (see page [VI3](#))
 - a.) TFL
 - b.) HPL
- ③ Laminate Color (see page [VI3](#))
 - a.) Worksurface Color
 - b.) Chassis Color
 - c.) Drawer Color
- ④ Edge Profile (see page [VI4](#))
- ⑤ Pull Style and Color (see page [VI5](#))
- ⑥ Optional Grommet Location & Color (see page [VI6](#))
- ⑦ Other Product Options (see page [VI10](#))
- ⑧ Accessories (see page [VS314](#))
- ⑨ Power and Data Options (see page [VS324](#))

Description	D	W	H	CTN WT	CU FT	① Model	TFL Laminate	HPL Laminate	Essentials Veneer	Artisan Veneer
20"d Shell Corner Return  left shown 	20	72	29½	142	31	VST2072RSHCR	\$1,115	\$1,174		
	20	72	29½	142	31	VSV2072RSHCR			\$1,770	\$1,948
	20	72	29½	142	31	VST2072LSHCR	\$1,115	\$1,174		
	20	72	29½	142	31	VSV2072LSHCR			\$1,770	\$1,948
	20	66	29½	138	28	VST2066RSHCR	\$1,037	\$1,092		
	20	66	29½	138	28	VSV2066RSHCR			\$1,646	\$1,810
	20	66	29½	138	28	VST2066LSHCR	\$1,037	\$1,092		
	20	66	29½	138	28	VSV2066LSHCR			\$1,646	\$1,810
	20	60	29½	135	26	VST2060RSHCR	\$1,008	\$1,060		
	20	60	29½	135	26	VSV2060RSHCR			\$1,597	\$1,758
	20	60	29½	135	26	VST2060LSHCR	\$1,008	\$1,060		
	20	60	29½	135	26	VSV2060LSHCR			\$1,597	\$1,758
	20	54	29½	129	23	VST2054RSHCR	\$978	\$1,028		
	20	54	29½	129	23	VSV2054RSHCR			\$1,551	\$1,707
	20	54	29½	129	23	VST2054LSHCR	\$978	\$1,028		
	20	54	29½	129	23	VSV2054LSHCR			\$1,551	\$1,707
	20	48	29½	125	21	VST2048RSHCR	\$950	\$1,000		
	20	48	29½	125	21	VSV2048RSHCR			\$1,504	\$1,654
	20	48	29½	125	21	VST2048LSHCR	\$950	\$1,000		
	20	48	29½	125	21	VSV2048LSHCR			\$1,504	\$1,654
	20	42	29½	119	18	VST2042RSHCR	\$919	\$969		
	20	42	29½	119	18	VSV2042RSHCR			\$1,458	\$1,605
	20	42	29½	119	18	VST2042LSHCR	\$919	\$969		
	20	42	29½	119	18	VSV2042LSHCR			\$1,458	\$1,605
	20	36	29½	115	16	VST2036RSHCR	\$896	\$943		
	20	36	29½	115	16	VSV2036RSHCR			\$1,417	\$1,558
	20	36	29½	115	16	VST2036LSHCR	\$896	\$943		
20	36	29½	115	16	VSV2036LSHCR			\$1,417	\$1,558	

- use 18"d pedestals with 20"d shells
- top edge profile on user side
- long grain direction
- top grommet available, specify location, and add \$53 list each
- chassis grommet available, specify and add \$51 list
- modular pedestals available; see pages VS126-VS131
- adding modular pedestals could block grommets

Description	D	W	H	CTN WT	CU FT	① Model	TFL Laminate	HPL Laminate	Essentials Veneer	Artisan Veneer
Storage Credenza 	24	72	29½	309	36	VST2472SC	\$2,415	\$2,546		
	24	72	29½	309	36	VSV2472SC			\$3,783	\$4,176
	24	66	29½	285	33	VST2466SC	\$2,255	\$2,382		
	24	66	29½	285	33	VSV2466SC			\$3,517	\$3,882
	20	72	29½	284	31	VST2072SC	\$2,310	\$2,439		
	20	72	29½	284	31	VSV2072SC			\$3,628	\$4,005
	20	66	29½	255	28	VST2066SC	\$2,161	\$2,281		
	20	66	29½	255	28	VSV2066SC			\$3,373	\$3,725

- top edge profile on user side
- top grommet available, specify location, and add \$53 list each
- chassis grommets available, specify and add \$100 list
- file/file pedestals- letter width
- adjustable shelf in storage cabinet
- locking available, specify and add \$214 list

Description	D	W	H	CTN WT	CU FT	① Model	TFL Laminate	HPL Laminate	Essentials Veneer	Artisan Veneer
Lateral File Credenza 	24	72	29½	248	39	VST2472LFC	\$3,236	\$3,414		
	24	72	29½	248	39	VSV2472LFC			\$4,035	\$4,455
	24	60	29½	243	30	VST2460LFC	\$3,101	\$3,273		
	24	60	29½	243	30	VSV2460LFC			\$3,970	\$4,385
	20	72	29½	223	36	VST2072LFC	\$3,101	\$3,272		
	20	72	29½	223	36	VSV2072LFC			\$3,868	\$4,271
	20	60	29½	220	26	VST2060LFC	\$2,971	\$3,136		
	20	60	29½	220	26	VSV2060LFC			\$3,807	\$4,203

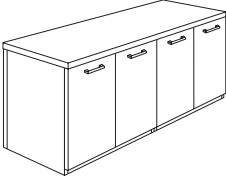
- two drawer lateral files side by side
- top edge profile on user side
- top grommet available, specify location, and add \$53 list each
- chassis grommets available, specify and add \$100 list
- locking available, specify and add \$200 list

To Order, Specify:

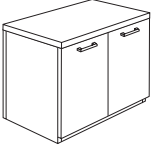
① Model Number Laminate - VST Veneer - VSV

- ② Worksurface Material (see page [VI3](#))
 - a.) TFL
 - b.) HPL
- ③ Laminate Color (see page [VI3](#))
 - a.) Worksurface Color
 - b.) Chassis Color
 - c.) Drawer Color
- ② Finish Color (see page [VI1](#))

- ④ Edge Profile (see page [VI4](#))
- ⑤ Pull Style and Color (see page [VI5](#))
- ⑥ Optional Grommet Location & Color (see page [VI6](#))
- ⑦ Other Product Options (see page [VI10](#))
- ⑧ Accessories (see page [VS314](#))
- ⑨ Power and Data Options (see page [VS324](#))


Description	D	W	H	CTN WT	CU FT	① Model	TFL Laminate	HPL Laminate	Essentials Veneer	Artisan Veneer
Four Door Credenza 	24	72	29½	293	36	VST2472DSC	\$2,484	\$2,614		
	24	72	29½	293	36	VSV2472DSC			\$3,801	\$4,181
	24	60	29½	287	30	VST2460DSC	\$2,357	\$2,481		
	24	60	29½	287	30	VSV2460DSC			\$3,486	\$3,833
	20	72	29½	268	36	VST2072DSC	\$2,385	\$2,511		
	20	72	29½	268	36	VSV2072DSC			\$3,648	\$4,012
	20	60	29½	266	26	VST2060DSC	\$2,265	\$2,383		
	20	60	29½	266	26	VSV2060DSC			\$3,347	\$3,682

- top edge profile on user side
- top grommet available, specify location, and add \$53 list each
- chassis grommets available, specify and add \$100 list
- adjustable shelf in storage cabinets
- locking available, specify and add \$82 list

Two Door Credenza 	24	36	29½	133	19	VST2436SC	\$1,454	\$1,530		
	24	36	29½	133	19	VSV2436SC			\$1,842	\$2,028
	24	30	29½	129	16	VST2430SC	\$1,230	\$1,294		
	24	30	29½	129	16	VSV2430SC			\$1,828	\$2,010
	20	36	29½	121	16	VST2036SC	\$1,399	\$1,470		
	20	36	29½	121	16	VSV2036SC			\$1,771	\$1,951
	20	30	29½	119	14	VST2030SC	\$1,181	\$1,244		
	20	30	29½	119	14	VSV2030SC			\$1,755	\$1,929

- top edge profile on user side
- top grommet available, specify location, and add \$53 list each
- chassis grommet available, specify and add \$51 list
- one adjustable shelf
- locking available, specify and add \$49 list

VISION

Description	D	W	H	CTN WT	CU FT	① Model	TFL Laminate	HPL Laminate	Essentials Veneer	Artisan Veneer
	24	84	29½	299	42	VST2484KC	\$2,685	\$2,834		
	24	84	29½	299	42	VSV2484KC			\$3,767	\$4,159
	24	78	29½	280	39	VST2478KC	\$2,526	\$2,666		
	24	78	29½	280	39	VSV2478KC			\$3,665	\$4,046
	24	72	29½	261	36	VST2472KC	\$2,206	\$2,331		
	24	72	29½	261	36	VSV2472KC			\$3,559	\$3,930
	24	66	29½	243	33	VST2466KC	\$2,036	\$2,148		
	24	66	29½	243	33	VSV2466KC			\$3,273	\$3,615
	24	60	29½	231	30	VST2460KC	\$1,999	\$2,106		
	24	60	29½	231	30	VSV2460KC			\$3,188	\$3,522
	20	84	29½	270	36	VST2084KC	\$2,573	\$2,716		
	20	84	29½	270	36	VSV2084KC			\$3,612	\$3,989
	20	78	29½	253	33	VST2078KC	\$2,420	\$2,554		
	20	78	29½	253	33	VSV2078KC			\$3,515	\$3,878
	20	72	29½	236	31	VST2072KC	\$2,114	\$2,233		
	20	72	29½	236	31	VSV2072KC			\$3,412	\$3,767
	20	66	29½	220	28	VST2066KC	\$1,950	\$2,057		
	20	66	29½	220	28	VSV2066KC			\$3,139	\$3,463
	20	60	29½	210	26	VST2060KC	\$1,914	\$2,018		
	20	60	29½	210	26	VSV2060KC			\$3,054	\$3,375


- top edge profile on user side
- top grommet available, specify location, and add \$53 list each
- chassis grommets available, specify and add \$100 list
- file/file pedestals- letter width
- locking available, specify and add \$165 list
- kneespace for VST2484KC and VST2084KC or VSV2484KC and VSV2084KC- 52 5/8"
- kneespace for VST2478KC and VST2078KC or VSV2478KC and VSV2078KC- 46 5/8"
- kneespace for VST2472KC and VST2072KC or VSV2472KC and VSV2072KC- 40 5/8"
- kneespace for VST2466KC and VST2066KC or VSV2466KC and VSV2066KC- 34 5/8"
- kneespace for VST2460KC and VST2060KC or VSV2460KC and VSV2060KC- 28 5/8"
- optional 10" modesty panel available in place of full modesty, add and specify color

To Order, Specify:

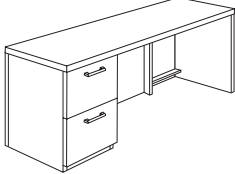
① Model Number Laminate - VST Veneer - VSV

- ② Worksurface Material (see page [VI3](#))
 - a.) TFL
 - b.) HPL
- ③ Laminate Color (see page [VI3](#))
 - a.) Worksurface Color
 - b.) Chassis Color
 - c.) Drawer Color
- ② Finish Color (see page [VI1](#))

- ④ Edge Profile (see page [VI4](#))
- ⑤ Pull Style and Color (see page [VI5](#))
- ⑥ Optional Grommet Location & Color (see page [VI6](#))
- ⑦ Other Product Options (see page [VI10](#))
- ⑧ Accessories (see page [VS314](#))
- ⑨ Power and Data Options (see page [VS324](#))

Description	D	W	H	CTN WT	CU FT	① Model	TFL Laminate	HPL Laminate	Essentials Veneer	Artisan Veneer
24" d File/File Pedestal Credenza  left shown	24	84	29½	248	42	VST2484RC	\$1,762	\$1,858		
	24	84	29½	248	42	VSV2484RC			\$2,877	\$3,174
	24	84	29½	248	42	VST2484LC	\$1,762	\$1,858		
	24	84	29½	248	42	VSV2484LC			\$2,877	\$3,174
	24	78	29½	237	39	VST2478RC	\$1,692	\$1,784		
	24	78	29½	237	39	VSV2478RC			\$2,766	\$3,048
	24	78	29½	237	39	VST2478LC	\$1,692	\$1,784		
	24	78	29½	237	39	VSV2478LC			\$2,766	\$3,048
	24	72	29½	226	36	VST2472RC	\$1,623	\$1,712		
	24	72	29½	226	36	VSV2472RC			\$2,655	\$2,928
	24	72	29½	226	36	VST2472LC	\$1,623	\$1,712		
	24	72	29½	226	36	VSV2472LC			\$2,655	\$2,928
	24	66	29½	212	33	VST2466RC	\$1,605	\$1,692		
	24	66	29½	212	33	VSV2466RC			\$2,581	\$2,844
	24	66	29½	212	33	VST2466LC	\$1,605	\$1,692		
	24	66	29½	212	33	VSV2466LC			\$2,581	\$2,844
	24	60	29½	179	30	VST2460RC	\$1,586	\$1,674		
	24	60	29½	179	30	VSV2460RC			\$2,545	\$2,805
	24	60	29½	179	30	VST2460LC	\$1,586	\$1,674		
	24	60	29½	179	30	VSV2460LC			\$2,545	\$2,805

- top edge profile on user side
- top grommet available, specify location, and add \$53 list each
- chassis grommets available, specify and add \$100 list
- letter width pedestal
- locking available, specify and add \$83 list
- optional 10" modesty panel available in place of full modesty, add and specify color

Description	D	W	H	CTN WT	CU FT	① Model	TFL Laminate	HPL Laminate	Essentials Veneer	Artisan Veneer
 <p>left shown</p>	20	84	29½	238	36	VST2084RC	\$1,690	\$1,782		
	20	84	29½	238	36	VSV2084RC			\$2,762	\$3,044
	20	84	29½	238	36	VST2084LC	\$1,690	\$1,782		
	20	84	29½	238	36	VSV2084LC			\$2,762	\$3,044
	20	78	29½	227	33	VST2078RC	\$1,623	\$1,712		
	20	78	29½	227	33	VSV2078RC			\$2,653	\$2,926
	20	78	29½	227	33	VST2078LC	\$1,623	\$1,712		
	20	78	29½	227	33	VSV2078LC			\$2,653	\$2,926
	20	72	29½	216	31	VST2072RC	\$1,557	\$1,641		
	20	72	29½	216	31	VSV2072RC			\$2,548	\$2,810
	20	72	29½	216	31	VST2072LC	\$1,557	\$1,641		
	20	72	29½	216	31	VSV2072LC			\$2,548	\$2,810
	20	66	29½	203	28	VST2066RC	\$1,538	\$1,621		
	20	66	29½	203	28	VSV2066RC			\$2,478	\$2,730
	20	66	29½	203	28	VST2066LC	\$1,538	\$1,621		
	20	66	29½	203	28	VSV2066LC			\$2,478	\$2,730
	20	60	29½	171	26	VST2060RC	\$1,521	\$1,605		
	20	60	29½	171	26	VSV2060RC			\$2,442	\$2,691
	20	60	29½	171	26	VST2060LC	\$1,521	\$1,605		
	20	60	29½	171	26	VSV2060LC			\$2,442	\$2,691

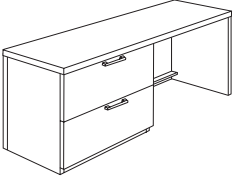
- top edge profile on user side
- top grommet available, specify location, and add \$53 list each
- chassis grommets available, specify and add \$100 list
- letter width pedestal
- locking available, specify and add \$83 list
- optional 10" modesty panel available in place of full modesty, add and specify color

To Order, Specify:


① Model Number Laminate - VST Veneer - VSV

- ② Worksurface Material (see page [VI3](#))
 - a.) TFL
 - b.) HPL
- ③ Laminate Color (see page [VI3](#))
 - a.) Worksurface Color
 - b.) Chassis Color
 - c.) Drawer Color
- ② Finish Color (see page [VI1](#))

- ④ Edge Profile (see page [VI4](#))
- ⑤ Pull Style and Color (see page [VI5](#))
- ⑥ Optional Grommet Location & Color (see page [VI6](#))
- ⑦ Other Product Options (see page [VI10](#))
- ⑧ Accessories (see page [VS314](#))
- ⑨ Power and Data Options (see page [VS324](#))

Description	D	W	H	CTN WT	CU FT	① Model	TFL Laminate	HPL Laminate	Essentials Veneer	Artisan Veneer
 <p>left shown</p>	24	84	29½	256	42	VST2484LRC	\$2,249	\$2,375		
	24	84	29½	256	42	VSV2484LRC			\$3,232	\$3,566
	24	84	29½	256	42	VST2484LLC	\$2,249	\$2,375		
	24	84	29½	256	42	VSV2484LLC			\$3,232	\$3,566
	24	78	29½	244	39	VST2478LRC	\$2,158	\$2,278		
	24	78	29½	244	39	VSV2478LRC			\$3,103	\$3,421
	24	78	29½	244	39	VST2478LLC	\$2,158	\$2,278		
	24	78	29½	244	39	VSV2478LLC			\$3,103	\$3,421
	24	72	29½	232	36	VST2472LRC	\$2,072	\$2,185		
	24	72	29½	232	36	VSV2472LRC			\$2,978	\$3,285
	24	72	29½	232	36	VST2472LLC	\$2,072	\$2,185		
	24	72	29½	232	36	VSV2472LLC			\$2,978	\$3,285
	20	84	29½	245	36	VST2084LRC	\$2,157	\$2,276		
	20	84	29½	245	36	VSV2084LRC			\$3,098	\$3,418
	20	84	29½	245	36	VST2084LLC	\$2,157	\$2,276		
	20	84	29½	245	36	VSV2084LLC			\$3,098	\$3,418
	20	78	29½	233	33	VST2078LRC	\$2,068	\$2,183		
	20	78	29½	233	33	VSV2078LRC			\$2,975	\$3,281
	20	78	29½	233	33	VST2078LLC	\$2,068	\$2,183		
	20	78	29½	233	33	VSV2078LLC			\$2,975	\$3,281
	20	72	29½	221	31	VST2072LRC	\$1,985	\$2,096		
	20	72	29½	221	31	VSV2072LRC			\$2,858	\$3,153
	20	72	29½	221	31	VST2072LLC	\$1,985	\$2,096		
	20	72	29½	221	31	VSV2072LLC			\$2,858	\$3,153

- top edge profile on user side
- top grommet available, specify location, and add \$53 list each
- chassis grommets available, specify and add \$100 list
- 36" w lateral file
- locking available, specify and add \$116 list
- optional 10" modesty panel available in place of full modesty, add and specify color

Description	D	W	H	CTN WT	CU FT	① Model	TFL Laminate	HPL Laminate	Essentials Veneer	Artisan Veneer
 <p>left shown</p>	24	84	29½	260	42	VST2484MRC	\$2,368	\$2,494		
	24	84	29½	260	42	VSV2484MRC			\$3,782	\$4,169
	24	84	29½	260	42	VST2484MLC	\$2,368	\$2,494		
	24	84	29½	260	42	VSV2484MLC			\$3,782	\$4,169
	24	78	29½	248	39	VST2478MRC	\$2,272	\$2,394		
	24	78	29½	248	39	VSV2478MRC			\$3,631	\$4,006
	24	78	29½	248	39	VST2478MLC	\$2,272	\$2,394		
	24	78	29½	248	39	VSV2478MLC			\$3,631	\$4,006
	24	72	29½	235	36	VST2472MRC	\$2,179	\$2,299		
	24	72	29½	235	36	VSV2472MRC			\$3,488	\$3,849
	24	72	29½	235	36	VST2472MLC	\$2,179	\$2,299		
	24	72	29½	235	36	VSV2472MLC			\$3,488	\$3,849
	20	84	29½	249	36	VST2084MRC	\$2,271	\$2,393		
	20	84	29½	249	36	VSV2084MRC			\$3,628	\$4,001
	20	84	29½	249	36	VST2084MLC	\$2,271	\$2,393		
	20	84	29½	249	36	VSV2084MLC			\$3,628	\$4,001
	20	78	29½	237	33	VST2078MRC	\$2,178	\$2,295		
	20	78	29½	237	33	VSV2078MRC			\$3,484	\$3,843
	20	78	29½	237	33	VST2078MLC	\$2,178	\$2,295		
	20	78	29½	237	33	VSV2078MLC			\$3,484	\$3,843
	20	72	29½	225	31	VST2072MRC	\$2,089	\$2,204		
	20	72	29½	225	31	VSV2072MRC			\$3,346	\$3,688
	20	72	29½	225	31	VST2072MLC	\$2,089	\$2,204		
	20	72	29½	225	31	VSV2072MLC			\$3,346	\$3,688

- top edge profile on user side
- top grommet available, specify location, and add \$53 list each
- chassis grommets available, specify and add \$100 list
- 30" width multi-file
- locking available, specify and add \$116 list
- optional 10" modesty panel available in place of full modesty, add and specify color

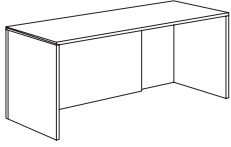
To Order, Specify:

① Model Number Laminate - VST Veneer - VSV

- ② Worksurface Material (see page [VI3](#))
 - a.) TFL
 - b.) HPL
- ③ Laminate Color (see page [VI3](#))
 - a.) Worksurface Color
 - b.) Chassis Color
 - c.) Drawer Color
- ② Finish Color (see page [VI1](#))

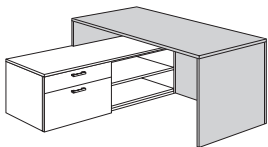
- ④ Edge Profile (see page [VI4](#))
- ⑤ Pull Style and Color (see page [VI5](#))
- ⑥ Optional Grommet Location & Color (see page [VI6](#))
- ⑦ Other Product Options (see page [VI10](#))
- ⑧ Accessories (see page [VS314](#))
- ⑨ Power and Data Options (see page [VS324](#))

Description	D	W	H	CTN WT	CU FT	① Model	TFL Laminate	HPL Laminate	Essentials Veneer	Artisan Veneer
Shell Credenza	24	72	29½	159	36	VST2472SHD	\$1,325	\$1,393		
	24	72	29½	159	36	VSV2472SHD			\$2,104	\$2,313
	24	66	29½	153	33	VST2466SHD	\$1,248	\$1,313		
	24	66	29½	153	33	VSV2466SHD			\$1,981	\$2,182



- top edge profile on user side
- top grommet available, specify location, and add \$53 list each
- chassis grommets available, specify and add \$100 list
- modular pedestals available; see pages VS126-VS131
- use 20"d pedestals with 24"d shell
- adding modular pedestals could block grommets

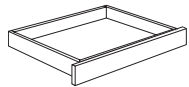
Description	D	W	H	CTN WT	CU FT	① Model	TFL Laminate	HPL Laminate	Essentials Veneer	Artisan Veneer
Bench Height Supported Shell Credenza	24	72	29½	157	36	VSTB2472SHBR	\$1,325	\$1,393		
	24	72	29½	157	36	VSVB2472SHBR			\$2,104	\$2,313
	24	72	29½	157	36	VSTB2472SHBL	\$1,325	\$1,393		
	24	72	29½	157	36	VSVB2472SHBL			\$2,104	\$2,313
	24	66	29½	151	33	VSTB2466SHBR	\$1,248	\$1,313		
	24	66	29½	151	33	VSVB2466SHBR			\$1,981	\$2,182
	24	66	29½	151	33	VSTB2466SHBL	\$1,248	\$1,313		
	24	66	29½	151	33	VSVB2466SHBL			\$1,981	\$2,182




right shown

- must be attached to bench height cabinet & top, see pages VS132-VS134
- top grommet available, specify location, and add \$53 list each
- chassis grommet available specify and add \$51 list
- long grain direction for 66" and 72"w laminate worksurface
- edge profile on user side


Description	D	W	H	CTN WT	CU FT	① Model	Laminate	Essentials Veneer	Artisan Veneer
Center Drawer	17¼	27	2½	12	2	VST1825CD	\$399		
	17¼	27	2½	12	2	VSV1825CD		\$419	\$471



- use on all 24"d returns, bridges or credenzas with the exception of a lateral file or multi-file
- use on all 20"d returns, bridges or credenzas with the exception of a lateral file or multi-file without a center grommet
- interior dimensions 22 ¾"w x 15 ½"d x 2 ⅛"h
- drawer front 27"w
- field installed
- locking not available
- mounts to bottom of worksurface
- available on any double or single pedestal desk, not available on height adjustable, cockpit or peninsula desks

Description	D	W	H	CTN WT	CU FT	① Model	TFL Laminate	HPL Laminate	Essentials Veneer	Artisan Veneer
72" w Buffet Credenza 	24	72	35½	316	43	VST2472BSC	\$3,006	\$3,166		
	24	72	35½	316	43	VSV2472BSC			\$5,071	\$5,580
	20	72	35½	291	31	VST2072BSC	\$2,888	\$3,039		
	20	72	35½	291	31	VSV2072BSC			\$4,870	\$5,356

- four door credenza
- four box drawers above doors
- top edge profile on user side
- top grommet available, specify location, and add \$53 list each
- chassis grommets available, specify and add \$100 list
- adjustable shelf in storage cabinets
- locking not available

36" w Buffet Credenza 	24	36	35½	167	22	VST2436BSC	\$1,994	\$2,097		
	24	36	35½	167	22	VSV2436BSC			\$3,636	\$3,999
	20	36	35½	155	16	VST2036BSC	\$1,914	\$2,013		
	20	36	35½	155	16	VSV2036BSC			\$3,491	\$3,839


- two door credenza
- two box drawers above doors
- top edge profile on user side
- top grommet available, specify location, and add \$53 list each
- chassis grommets available, specify and add \$100 list
- adjustable shelf in storage cabinet
- locking not available

To Order, Specify:

① Model Number Laminate - VST Veneer - VSV


- ② Worksurface Material (see page [VI3](#))
 - a.) TFL
 - b.) HPL
- ③ Laminate Color (see page [VI3](#))
 - a.) Worksurface Color
 - b.) Chassis Color
 - c.) Drawer Color
- ④ Edge Profile (see page [VI4](#))
- ⑤ Pull Style and Color (see page [VI5](#))
- ⑥ Optional Grommet Location & Color (see page [VI6](#))
- ⑦ Other Product Options (see page [VI10](#))
- ⑧ Accessories (see page [VS314](#))
- ⑨ Power and Data Options (see page [VS324](#))

Description	D	W	H	CTN WT	CU FT	① Model	TFL Laminate	HPL Laminate	Essentials Veneer	Artisan Veneer
Buffet Credenza - Flat Screen Support	24	72	35½	316	43	VST2472BSCT	\$3,528	\$3,638		
	24	72	35½	316	43	VSV2472BSCT			\$5,692	\$6,263
	20	72	35½	291	31	VST2072BSCT	\$3,409	\$3,515		
	20	72	35½	291	31	VSV2072BSCT			\$5,489	\$6,038



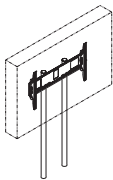
- four door credenza
- four box drawers above doors
- top edge profile on user side
- chassis grommet available, specify and add \$100 list
- adjustable shelf in storage cabinets
- locking doors and drawers not available
- flat screen mounting grommets in top
- back panel includes cord exit grommets
- flat screen mounting frame sold separately, see below

Buffet Credenza - Flat Screen Support	24	36	35½	167	22	VST2436BSCT	\$2,492	\$2,569		
	24	36	35½	167	22	VSV2436BSCT			\$4,254	\$4,680
	20	36	35½	155	16	VST2036BSCT	\$2,414	\$2,487		
	20	36	35½	155	16	VSV2036BSCT			\$4,111	\$4,522



- two door credenza
- two box drawers above doors
- top edge profile on user side
- chassis grommet available, specify and add \$100 list
- adjustable shelf in storage cabinet
- locking doors and drawers not available
- flat screen mounting grommets in top
- back panel includes cord exit grommets
- flat screen mounting frame sold separately, see below

Description	D	W	H	CTN WT	CU FT	① Model	List Price
Flat Screen Mounting Frame	2	14	55	35	4	FSTV	\$1,768



- round 2" tube frame with cable management to inside of credenza
- mounting bracket for TV provided
- available in black (B) or silver (S)
- TV not included
- TV dimension not to exceed 70"w x 38"h to allow proper mounting clearance
- coordinates with VST2472BSCT and VST2436BSCT

Description	D	W	H	CTN WT	CU FT	① Model	TFL Laminate	HPL Laminate	Essentials Veneer	Artisan Veneer
Modular Bow Front Desk Top	42	72	1 $\frac{3}{16}$	130	12	VST4272BMCT	\$867	\$998		
	42	72	1 $\frac{3}{16}$	130	12	VSV4272BMCT			\$1,800	\$1,980
	36	72	1 $\frac{3}{16}$	110	9	VST3672BMCT	\$780	\$899		
	36	72	1 $\frac{3}{16}$	110	9	VSV3672BMCT			\$1,620	\$1,782



- top edge profile on user and approach sides
- top grommet available, specify location, and add \$53 list each
- long grain direction

To Order, Specify:

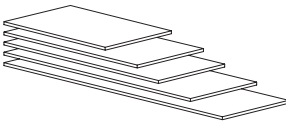
① Model Number

Laminate - VST


Veneer - VSV

- ② Worksurface Material (see page [V13](#))
 - a.) TFL
 - b.) HPL
- ③ Laminate Color (see page [V13](#))
 - a.) Worksurface Color
 - b.) Chassis Color
 - c.) Drawer Color
- ② Finish Color (see page [V11](#))

- ④ Edge Profile (see page [V14](#))
- ⑤ Pull Style and Color (see page [V15](#))
- ⑥ Optional Grommet Location & Color (see page [V16](#))
- ⑦ Other Product Options (see page [V110](#))
- ⑧ Accessories (see page [VS314](#))
- ⑨ Power and Data Options (see page [VS324](#))

Description	D	W	H	CTN WT	CU FT	① Model	TFL Laminate	HPL Laminate	Essentials Veneer	Artisan Veneer
Modular Rectangular Desk Top 	36	84	1 ³ / ₁₆	137	11	VST3684MCT	\$867	\$998		
	36	84	1 ³ / ₁₆	137	11	VSV3684MCT			\$1,800	\$1,980
	36	78	1 ³ / ₁₆	127	10	VST3678MCT	\$780	\$899		
	36	78	1 ³ / ₁₆	127	10	VSV3678MCT			\$1,620	\$1,782
	36	72	1 ³ / ₁₆	117	9	VST3672MCT	\$646	\$925		
	36	72	1 ³ / ₁₆	117	9	VSV3672MCT			\$1,406	\$1,548
	36	66	1 ³ / ₁₆	108	9	VST3666MCT	\$607	\$814		
	36	66	1 ³ / ₁₆	108	9	VSV3666MCT			\$1,290	\$1,420
	30	84	1 ³ / ₁₆	116	10	VST3084MCT	\$672	\$916		
	30	84	1 ³ / ₁₆	116	10	VSV3084MCT			\$1,431	\$1,576
	30	78	1 ³ / ₁₆	107	9	VST3078MCT	\$625	\$863		
	30	78	1 ³ / ₁₆	107	9	VSV3078MCT			\$1,332	\$1,465
	30	72	1 ³ / ₁₆	98	8	VST3072MCT	\$576	\$798		
	30	72	1 ³ / ₁₆	98	8	VSV3072MCT			\$1,231	\$1,355
	30	66	1 ³ / ₁₆	90	7	VST3066MCT	\$528	\$698		
	30	66	1 ³ / ₁₆	90	7	VSV3066MCT			\$1,130	\$1,244
	30	60	1 ³ / ₁₆	82	7	VST3060MCT	\$486	\$623		
	30	60	1 ³ / ₁₆	82	7	VSV3060MCT			\$1,027	\$1,130
	30	54	1 ³ / ₁₆	74	6	VST3054MCT	\$439	\$567		
	30	54	1 ³ / ₁₆	74	6	VSV3054MCT			\$924	\$1,017
30	48	1 ³ / ₁₆	65	5	VST3048MCT	\$393	\$507			
30	48	1 ³ / ₁₆	65	5	VSV3048MCT			\$822	\$904	
30	42	1 ³ / ₁₆	57	4	VST3042MCT	\$347	\$451			
30	42	1 ³ / ₁₆	57	4	VSV3042MCT			\$718	\$789	

- top edge profile on user and approach sides
- top grommet available, specify location, and add \$53 list each
- long grain direction

Description	D	W	H	CTN WT	CU FT	① Model	TFL Laminate	HPL Laminate	Essentials Veneer	Artisan Veneer
Modular Soft Rectangular Desk Top 	36	84	1 ³ / ₁₆	111	8	VST3684RRDT	\$966	\$1,101		
	36	84	1 ³ / ₁₆	111	8	VSV3684RRDT			\$1,904	\$2,093
	36	78	1 ³ / ₁₆	102	8	VST3678RRDT	\$899	\$1,022		
	36	78	1 ³ / ₁₆	102	8	VSV3678RRDT			\$1,769	\$1,947
	36	72	1 ³ / ₁₆	94	7	VST3672RRDT	\$829	\$943		
	36	72	1 ³ / ₁₆	94	7	VSV3672RRDT			\$1,631	\$1,796
	36	66	1 ³ / ₁₆	86	6	VST3666RRDT	\$760	\$866		
	36	66	1 ³ / ₁₆	86	6	VSV3666RRDT			\$1,496	\$1,646
	36	60	1 ³ / ₁₆	77	6	VST3660RRDT	\$691	\$786		
	36	60	1 ³ / ₁₆	77	6	VSV3660RRDT			\$1,361	\$1,496
	30	84	1 ³ / ₁₆	92	7	VST3084RRDT	\$806	\$917		
	30	84	1 ³ / ₁₆	92	7	VSV3084RRDT			\$1,588	\$1,747
	30	78	1 ³ / ₁₆	85	6	VST3078RRDT	\$748	\$853		
	30	78	1 ³ / ₁₆	85	6	VSV3078RRDT			\$1,473	\$1,622
	30	72	1 ³ / ₁₆	78	6	VST3072RRDT	\$691	\$786		
	30	72	1 ³ / ₁₆	78	6	VSV3072RRDT			\$1,361	\$1,496
	30	66	1 ³ / ₁₆	71	6	VST3066RRDT	\$633	\$723		
	30	66	1 ³ / ₁₆	71	6	VSV3066RRDT			\$1,248	\$1,373
	30	60	1 ³ / ₁₆	64	5	VST3060RRDT	\$576	\$657		
	30	60	1 ³ / ₁₆	64	5	VSV3060RRDT			\$1,135	\$1,249

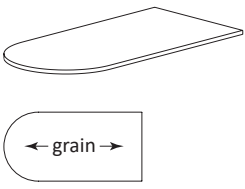
- top edge profile on user and approach sides
- top grommet available, specify location, and add \$53 list each
- long grain direction

To Order, Specify:

① Model Number Laminate - VST Veneer - VSV

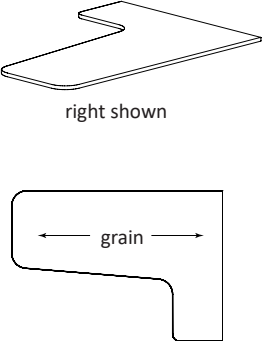
- ② Worksurface Material (see page [V13](#))
 - a.) TFL
 - b.) HPL
- ③ Laminate Color (see page [V13](#))
 - a.) Worksurface Color
 - b.) Chassis Color
 - c.) Drawer Color
- ② Finish Color (see page [V11](#))

- ④ Edge Profile (see page [V14](#))
- ⑤ Pull Style and Color (see page [V15](#))
- ⑥ Optional Grommet Location & Color (see page [V16](#))
- ⑦ Other Product Options (see page [V10](#))
- ⑧ Accessories (see page [VS314](#))
- ⑨ Power and Data Options (see page [VS324](#))

Description	D	W	H	CTN WT	CU FT	Model	TFL Laminate	HPL Laminate	Essentials Veneer	Artisan Veneer
Modular Bullet Desk Top 	36	84	1 ³ / ₁₆	137	12	VST3684MBULT	\$919	\$1,047		
	36	84	1 ³ / ₁₆	137	12	VSV3684MBULT			\$1,812	\$1,991
	36	78	1 ³ / ₁₆	127	11	VST3678MBULT	\$854	\$972		
	36	78	1 ³ / ₁₆	127	11	VSV3678MBULT			\$1,684	\$1,848
	36	72	1 ³ / ₁₆	117	10	VST3672MBULT	\$788	\$899		
	36	72	1 ³ / ₁₆	117	10	VSV3672MBULT			\$1,554	\$1,707
	30	72	1 ³ / ₁₆	98	9	VST3072MBULT	\$658	\$748		
	30	72	1 ³ / ₁₆	98	9	VSV3072MBULT			\$1,295	\$1,423
	30	66	1 ³ / ₁₆	90	8	VST3066MBULT	\$604	\$688		
	30	66	1 ³ / ₁₆	90	8	VSV3066MBULT			\$1,188	\$1,304
	24	60	1 ³ / ₁₆	65	6	VST2460MBULT	\$439	\$499		
	24	60	1 ³ / ₁₆	65	6	VSV2460MBULT			\$865	\$949
	24	48	1 ³ / ₁₆	52	5	VST2448MBULT	\$352	\$401		
	24	48	1 ³ / ₁₆	52	5	VSV2448MBULT			\$692	\$760

- top edge profile on three open sides
- top grommet available, specify location, and add \$53 list each
- long grain direction
- supports located on pages VS161-VS163

Note: truss base not compatible with models wider than 72"

Description	D	W	H	CTN WT	CU FT	① Model	TFL Laminate	HPL Laminate	Essentials Veneer	Artisan Veneer
 <p>right shown</p> <p>← grain →</p>	60	84	1 ³ / ₁₆	118	13	VST6084SWPRT	\$1,608	\$1,832		
	60	84	1 ³ / ₁₆	118	13	VSV6084SWPRT			\$3,171	\$3,487
	60	84	1 ³ / ₁₆	118	13	VST6084SWPLT	\$1,608	\$1,832		
	60	84	1 ³ / ₁₆	118	13	VSV6084SWPLT			\$3,171	\$3,487
	60	78	1 ³ / ₁₆	111	12	VST6078SWPRT	\$1,494	\$1,701		
	60	78	1 ³ / ₁₆	111	12	VSV6078SWPRT			\$2,945	\$3,240
	60	78	1 ³ / ₁₆	111	12	VST6078SWPLT	\$1,494	\$1,701		
	60	78	1 ³ / ₁₆	111	12	VSV6078SWPLT			\$2,945	\$3,240
	60	72	1 ³ / ₁₆	104	11	VST6072SWPRT	\$1,379	\$1,571		
	60	72	1 ³ / ₁₆	104	11	VSV6072SWPRT			\$2,719	\$2,990
	60	72	1 ³ / ₁₆	104	11	VST6072SWPLT	\$1,379	\$1,571		
	60	72	1 ³ / ₁₆	104	11	VSV6072SWPLT			\$2,719	\$2,990
	60	66	1 ³ / ₁₆	97	10	VST6066SWPRT	\$1,264	\$1,441		
	60	66	1 ³ / ₁₆	97	10	VSV6066SWPRT			\$2,491	\$2,742
	60	66	1 ³ / ₁₆	97	10	VST6066SWPLT	\$1,264	\$1,441		
	60	66	1 ³ / ₁₆	97	10	VSV6066SWPLT			\$2,491	\$2,742
	60	60	1 ³ / ₁₆	90	9	VST6060SWPRT	\$1,149	\$1,310		
	60	60	1 ³ / ₁₆	90	9	VSV6060SWPRT			\$2,265	\$2,491
	60	60	1 ³ / ₁₆	90	9	VST6060SWPLT	\$1,149	\$1,310		
	60	60	1 ³ / ₁₆	90	9	VSV6060SWPLT			\$2,265	\$2,491


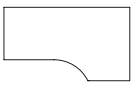

- top does not attach to other tops
- top grommet available, specify location, and add \$53 list each

To Order, Specify:

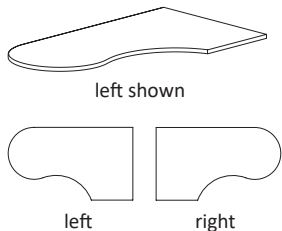
① Model Number Laminate - VST Veneer - VSV

- ② Worksurface Material (see page [V13](#))
 - a.) TFL
 - b.) HPL
- ③ Laminate Color (see page [V13](#))
 - a.) Worksurface Color
 - b.) Chassis Color
 - c.) Drawer Color
- ② Finish Color (see page [V11](#))

- ④ Edge Profile (see page [V14](#))
- ⑤ Pull Style and Color (see page [V15](#))
- ⑥ Optional Grommet Location & Color (see page [V16](#))
- ⑦ Other Product Options (see page [V110](#))
- ⑧ Accessories (see page [VS314](#))
- ⑨ Power and Data Options (see page [VS324](#))

Description	D	W	H	CTN WT	CU FT	Model	TFL Laminate	HPL Laminate	Essentials Veneer	Artisan Veneer
Modular Extended Corner Desk Top  left shown  left  right	48	72	1 ³ / ₁₆	130	13	VST4872MCDT24R	\$1,051	\$1,197		
	48	72	1 ³ / ₁₆	130	13	VSV4872MCDT24R			\$2,070	\$2,274
	48	72	1 ³ / ₁₆	130	13	VST4872MCDT24L	\$1,051	\$1,197		
	48	72	1 ³ / ₁₆	130	13	VSV4872MCDT24L			\$2,070	\$2,274
	42	72	1 ³ / ₁₆	111	12	VST4272MCDT24R	\$919	\$1,047		
	42	72	1 ³ / ₁₆	111	12	VSV4272MCDT24R			\$1,812	\$1,991
	42	72	1 ³ / ₁₆	111	12	VST4272MCDT24L	\$919	\$1,047		
	42	72	1 ³ / ₁₆	111	12	VSV4272MCDT24L			\$1,812	\$1,991
	48	66	1 ³ / ₁₆	120	12	VST4866MCDT24R	\$964	\$1,096		
	48	66	1 ³ / ₁₆	120	12	VSV4866MCDT24R			\$1,898	\$2,085
	48	66	1 ³ / ₁₆	120	12	VST4866MCDT24L	\$964	\$1,096		
	48	66	1 ³ / ₁₆	120	12	VSV4866MCDT24L			\$1,898	\$2,085
	42	66	1 ³ / ₁₆	103	11	VST4266MCDT24R	\$843	\$961		
	42	66	1 ³ / ₁₆	103	11	VSV4266MCDT24R			\$1,662	\$1,826
	42	66	1 ³ / ₁₆	103	11	VST4266MCDT24L	\$843	\$961		
	42	66	1 ³ / ₁₆	103	11	VSV4266MCDT24L			\$1,662	\$1,826

- top edge profile on three open sides
- top grommet available, specify location, and add \$53 list each
- long grain direction
- supports located on pages VS161-VS163


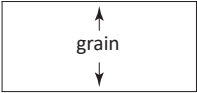
Description	D	W	H	CTN WT	CU FT	① Model	TFL Laminate	HPL Laminate	Essentials Veneer	Artisan Veneer
Modular Extended Corner Bullet Desk Top 	48	72	1 $\frac{3}{16}$	130	13	VST4872MCBT24R	\$1,051	\$1,197		
	48	72	1 $\frac{3}{16}$	130	13	VSV4872MCBT24R			\$2,070	\$2,274
	48	72	1 $\frac{3}{16}$	130	13	VST4872MCBT24L	\$1,051	\$1,197		
	48	72	1 $\frac{3}{16}$	130	13	VSV4872MCBT24L			\$2,070	\$2,274
	42	72	1 $\frac{3}{16}$	111	12	VST4272MCBT24R	\$919	\$1,047		
	42	72	1 $\frac{3}{16}$	111	12	VSV4272MCBT24R			\$1,812	\$1,991
	42	72	1 $\frac{3}{16}$	111	12	VST4272MCBT24L	\$919	\$1,047		
	42	72	1 $\frac{3}{16}$	111	12	VSV4272MCBT24L			\$1,812	\$1,991
	42	66	1 $\frac{3}{16}$	103	11	VST4266MCBT24R	\$843	\$961		
	42	66	1 $\frac{3}{16}$	103	11	VSV4266MCBT24R			\$1,662	\$1,826
	42	66	1 $\frac{3}{16}$	103	11	VST4266MCBT24L	\$843	\$961		
	42	66	1 $\frac{3}{16}$	103	11	VSV4266MCBT24L			\$1,662	\$1,826

- top edge profile on three open sides
- top grommet available, specify location, and add \$53 list each
- long grain direction
- supports located on pages VS161-VS163

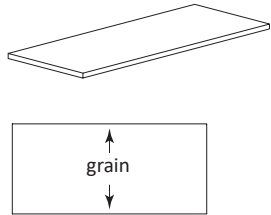
To Order, Specify:

① Model Number Laminate - VST Veneer - VSV

- | | | |
|---|--|---|
| <p>② Worksurface Material (see page V13)</p> <p>a.) TFL</p> <p>b.) HPL</p> <p>③ Laminate Color (see page V13)</p> <p>a.) Worksurface Color</p> <p>b.) Chassis Color</p> <p>c.) Drawer Color</p> | <p>② Finish Color (see page V11)</p> | <p>④ Edge Profile (see page V14)</p> <p>⑤ Pull Style and Color (see page V15)</p> <p>⑥ Optional Grommet Location & Color (see page V16)</p> <p>⑦ Other Product Options (see page V110)</p> <p>⑧ Accessories (see page VS314)</p> <p>⑨ Power and Data Options (see page VS324)</p> |
|---|--|---|

Description	D	W	H	CTN WT	CU FT	Model	TFL Laminate	HPL Laminate	Essentials Veneer	Artisan Veneer
24" d Modular Return/ Bridge Top  	24	84	1 3/16	91	8	VST8424MCT	\$544	\$701		
	24	84	1 3/16	91	8	VSV8424MCT			\$1,056	\$1,162
	24	78	1 3/16	85	7	VST7824MCT	\$506	\$652		
	24	78	1 3/16	85	7	VSV7824MCT			\$1,000	\$1,098
	24	72	1 3/16	79	6	VST7224MCT	\$469	\$602		
	24	72	1 3/16	79	6	VSV7224MCT			\$895	\$984
	24	66	1 3/16	73	5	VST6624MCT	\$431	\$553		
	24	66	1 3/16	73	5	VSV6624MCT			\$855	\$942
	24	60	1 3/16	65	6	VST6024MCT	\$392	\$502		
	24	60	1 3/16	65	6	VSV6024MCT			\$779	\$856
	24	54	1 3/16	59	6	VST5424MCT	\$354	\$454		
	24	54	1 3/16	59	6	VSV5424MCT			\$766	\$842
	24	48	1 3/16	52	5	VST4824MCT	\$329	\$416		
	24	48	1 3/16	52	5	VSV4824MCT			\$622	\$683
	24	42	1 3/16	46	4	VST4224MCT	\$311	\$395		
	24	42	1 3/16	46	4	VSV4224MCT			\$565	\$622
	24	36	1 3/16	39	4	VST3624MCT	\$290	\$374		
	24	36	1 3/16	39	4	VSV3624MCT			\$506	\$559

- top edge profile on user side
- top grommet available, specify location, and add \$53 list each
- short grain direction
- laminate 66"- 84" will have grain running the width

Description	D	W	H	CTN WT	CU FT	① Model	TFL Laminate	HPL Laminate	Essentials Veneer	Artisan Veneer
20"d Modular Return/Bridge Top 	20	84	1 ³ / ₁₆	76	7	VST8420MCT	\$483	\$646		
	20	84	1 ³ / ₁₆	76	7	VSV8420MCT			\$963	\$1,059
	20	78	1 ³ / ₁₆	71	6	VST7820MCT	\$450	\$602		
	20	78	1 ³ / ₁₆	71	6	VSV7820MCT			\$898	\$987
	20	72	1 ³ / ₁₆	65	6	VST7220MCT	\$415	\$556		
	20	72	1 ³ / ₁₆	65	6	VSV7220MCT			\$827	\$910
	20	66	1 ³ / ₁₆	59	5	VST6620MCT	\$381	\$507		
	20	66	1 ³ / ₁₆	59	5	VSV6620MCT			\$758	\$834
	20	60	1 ³ / ₁₆	55	5	VST6020MCT	\$347	\$461		
	20	60	1 ³ / ₁₆	55	5	VSV6020MCT			\$690	\$759
	20	54	1 ³ / ₁₆	49	5	VST5420MCT	\$315	\$418		
	20	54	1 ³ / ₁₆	49	5	VSV5420MCT			\$624	\$688
	20	48	1 ³ / ₁₆	44	4	VST4820MCT	\$290	\$399		
	20	48	1 ³ / ₁₆	44	4	VSV4820MCT			\$586	\$646
	20	42	1 ³ / ₁₆	38	4	VST4220MCT	\$276	\$364		
	20	42	1 ³ / ₁₆	38	4	VSV4220MCT			\$534	\$587
	20	36	1 ³ / ₁₆	33	3	VST3620MCT	\$257	\$346		
20	36	1 ³ / ₁₆	33	3	VSV3620MCT			\$506	\$559	

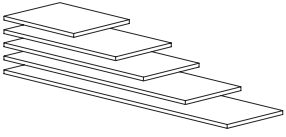
- top edge profile on user side
- top grommet available, specify location, and add \$53 list each
- short grain direction
- laminate 66"- 84" will have grain running the width

To Order, Specify:

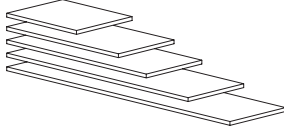
① Model Number Laminate - VST Veneer - VSV

- ② Worksurface Material (see page [V13](#))
 - a.) TFL
 - b.) HPL
- ③ Laminate Color (see page [V13](#))
 - a.) Worksurface Color
 - b.) Chassis Color
 - c.) Drawer Color
- ② Finish Color (see page [V11](#))

- ④ Edge Profile (see page [V14](#))
- ⑤ Pull Style and Color (see page [V15](#))
- ⑥ Optional Grommet Location & Color (see page [V16](#))
- ⑦ Other Product Options (see page [V110](#))
- ⑧ Accessories (see page [VS314](#))
- ⑨ Power and Data Options (see page [VS324](#))

Description	D	W	H	CTN WT	CU FT	① Model	TFL Laminate	HPL Laminate	Essentials Veneer	Artisan Veneer
24" d Modular Credenza Top 	24	108	1 3/16	117	10	VST24108MCT	\$741	\$942		
	24	108	1 3/16	117	10	VSV24108MCT			\$1,426	\$1,570
	24	102	1 3/16	111	10	VST24102MCT	\$702	\$892		
	24	102	1 3/16	111	10	VSV24102MCT			\$1,350	\$1,486
	24	96	1 3/16	104	9	VST2496MCT	\$660	\$837		
	24	96	1 3/16	104	9	VSV2496MCT			\$1,269	\$1,397
	24	90	1 3/16	98	9	VST2490MCT	\$595	\$753		
	24	90	1 3/16	98	9	VSV2490MCT			\$1,143	\$1,256
	24	84	1 3/16	91	8	VST2484MCT	\$544	\$701		
	24	84	1 3/16	91	8	VSV2484MCT			\$1,056	\$1,162
	24	78	1 3/16	85	8	VST2478MCT	\$506	\$652		
	24	78	1 3/16	85	8	VSV2478MCT			\$1,000	\$1,098
	24	72	1 3/16	78	7	VST2472MCT	\$469	\$602		
	24	72	1 3/16	78	7	VSV2472MCT			\$895	\$984
	24	66	1 3/16	72	7	VST2466MCT	\$431	\$553		
	24	66	1 3/16	72	7	VSV2466MCT			\$855	\$942
	24	60	1 3/16	65	6	VST2460MCT	\$392	\$502		
	24	60	1 3/16	65	6	VSV2460MCT			\$779	\$856
	24	54	1 3/16	59	6	VST2454MCT	\$354	\$454		
	24	54	1 3/16	59	6	VSV2454MCT			\$766	\$842
	24	48	1 3/16	52	5	VST2448MCT	\$329	\$416		
	24	48	1 3/16	52	5	VSV2448MCT			\$622	\$683
	24	42	1 3/16	46	4	VST2442MCT	\$319	\$405		
	24	42	1 3/16	46	4	VSV2442MCT			\$594	\$652
	24	36	1 3/16	39	4	VST2436MCT	\$311	\$395		
	24	36	1 3/16	39	4	VSV2436MCT			\$565	\$622
	24	30	1 3/16	33	3	VST2430MCT	\$290	\$374		
	24	30	1 3/16	33	3	VSV2430MCT			\$506	\$559

- top edge profile on user side
- top grommet available, specify location, and add \$53 list each
- long grain direction

Description	D	W	H	CTN WT	CU FT	① Model	TFL Laminate	HPL Laminate	Essentials Veneer	Artisan Veneer
	20	108	1 ³ / ₁₆	98	9	VST20108MCT	\$657	\$868		
	20	108	1 ³ / ₁₆	98	9	VSV20108MCT			\$1,294	\$1,424
	20	102	1 ³ / ₁₆	93	8	VST20102MCT	\$623	\$822		
	20	102	1 ³ / ₁₆	93	8	VSV20102MCT			\$1,224	\$1,347
	20	96	1 ³ / ₁₆	87	8	VST2096MCT	\$585	\$772		
	20	96	1 ³ / ₁₆	87	8	VSV2096MCT			\$1,151	\$1,265
	20	90	1 ³ / ₁₆	82	8	VST2090MCT	\$527	\$695		
	20	90	1 ³ / ₁₆	82	8	VSV2090MCT			\$1,035	\$1,140
	20	84	1 ³ / ₁₆	76	7	VST2084MCT	\$483	\$646		
	20	84	1 ³ / ₁₆	76	7	VSV2084MCT			\$963	\$1,059
	20	78	1 ³ / ₁₆	71	7	VST2078MCT	\$450	\$602		
	20	78	1 ³ / ₁₆	71	7	VSV2078MCT			\$898	\$987
	20	72	1 ³ / ₁₆	65	6	VST2072MCT	\$415	\$556		
	20	72	1 ³ / ₁₆	65	6	VSV2072MCT			\$827	\$910
	20	66	1 ³ / ₁₆	60	6	VST2066MCT	\$381	\$507		
	20	66	1 ³ / ₁₆	60	6	VSV2066MCT			\$758	\$834
	20	60	1 ³ / ₁₆	55	5	VST2060MCT	\$347	\$461		
	20	60	1 ³ / ₁₆	55	5	VSV2060MCT			\$690	\$759
	20	54	1 ³ / ₁₆	49	5	VST2054MCT	\$315	\$418		
	20	54	1 ³ / ₁₆	49	5	VSV2054MCT			\$624	\$688
20	48	1 ³ / ₁₆	44	4	VST2048MCT	\$290	\$399			
20	48	1 ³ / ₁₆	44	4	VSV2048MCT			\$586	\$646	
20	42	1 ³ / ₁₆	38	4	VST2042MCT	\$282	\$385			
20	42	1 ³ / ₁₆	38	4	VSV2042MCT			\$561	\$616	
20	36	1 ³ / ₁₆	33	3	VST2036MCT	\$276	\$364			
20	36	1 ³ / ₁₆	33	3	VSV2036MCT			\$534	\$587	
20	30	1 ³ / ₁₆	28	3	VST2030MCT	\$257	\$346			
20	30	1 ³ / ₁₆	28	3	VSV2030MCT			\$506	\$559	


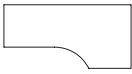

- top edge profile on user side
- top grommet available, specify location, and add \$53 list each
- long grain direction

To Order, Specify:


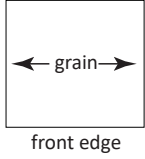
① Model Number Laminate - VST Veneer - VSV

- ② Worksurface Material (see page [VI3](#))
 - a.) TFL
 - b.) HPL
- ③ Laminate Color (see page [VI3](#))
 - a.) Worksurface Color
 - b.) Chassis Color
 - c.) Drawer Color
- ② Finish Color (see page [VI1](#))

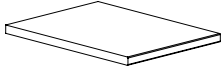
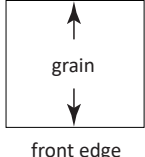
- ④ Edge Profile (see page [VI4](#))
- ⑤ Pull Style and Color (see page [VI5](#))
- ⑥ Optional Grommet Location & Color (see page [VI6](#))
- ⑦ Other Product Options (see page [VI10](#))
- ⑧ Accessories (see page [VS314](#))
- ⑨ Power and Data Options (see page [VS324](#))

Description	D	W	H	CTN WT	CU FT	Model	TFL Laminate	HPL Laminate	Essentials Veneer	Artisan Veneer
Modular Extended Corner Credenza Top	36	96	1 ³ / ₁₆	117	13	VST3696MCCT24R	\$1,051	\$1,197		
	36	96	1 ³ / ₁₆	117	13	VSV3696MCCT24R			\$2,070	\$2,274
 left shown	36	96	1 ³ / ₁₆	117	13	VST3696MCCT24L	\$1,051	\$1,197		
	36	96	1 ³ / ₁₆	117	13	VSV3696MCCT24L			\$2,070	\$2,274
 left	36	90	1 ³ / ₁₆	111	13	VST3690MCCT24R	\$985	\$1,122		
	36	90	1 ³ / ₁₆	111	13	VSV3690MCCT24R			\$1,941	\$2,133
 right	36	90	1 ³ / ₁₆	111	13	VST3690MCCT24L	\$985	\$1,122		
	36	90	1 ³ / ₁₆	111	13	VSV3690MCCT24L			\$1,941	\$2,133
	36	84	1 ³ / ₁₆	104	12	VST3684MCCT24R	\$919	\$1,047		
	36	84	1 ³ / ₁₆	104	12	VSV3684MCCT24R			\$1,812	\$1,991
	36	84	1 ³ / ₁₆	104	12	VST3684MCCT24L	\$919	\$1,047		
	36	84	1 ³ / ₁₆	104	12	VSV3684MCCT24L			\$1,812	\$1,991
	36	72	1 ³ / ₁₆	91	10	VST3672MCCT24R	\$788	\$899		
	36	72	1 ³ / ₁₆	91	10	VSV3672MCCT24R			\$1,554	\$1,707
	36	72	1 ³ / ₁₆	91	10	VST3672MCCT24L	\$788	\$899		
	36	72	1 ³ / ₁₆	91	10	VSV3672MCCT24L			\$1,554	\$1,707
	36	66	1 ³ / ₁₆	85	9	VST3666MCCT24R	\$724	\$824		
	36	66	1 ³ / ₁₆	85	9	VSV3666MCCT24R			\$1,425	\$1,565
	36	66	1 ³ / ₁₆	85	9	VST3666MCCT24L	\$724	\$824		
	36	66	1 ³ / ₁₆	85	9	VSV3666MCCT24L			\$1,425	\$1,565
	36	60	1 ³ / ₁₆	78	9	VST3660MCCT24R	\$658	\$748		
	36	60	1 ³ / ₁₆	78	9	VSV3660MCCT24R			\$1,295	\$1,423
	36	60	1 ³ / ₁₆	78	9	VST3660MCCT24L	\$658	\$748		
	36	60	1 ³ / ₁₆	78	9	VSV3660MCCT24L			\$1,295	\$1,423
	36	54	1 ³ / ₁₆	71	8	VST3654MCCT24R	\$592	\$674		
	36	54	1 ³ / ₁₆	71	8	VSV3654MCCT24R			\$1,166	\$1,280
	36	54	1 ³ / ₁₆	71	8	VST3654MCCT24L	\$592	\$674		
	36	54	1 ³ / ₁₆	71	8	VSV3654MCCT24L			\$1,166	\$1,280

- top edge profile on user side
- top grommet available, specify location, and add \$53 list each
- long grain direction

Description	D	W	H	CTN WT	CU FT	① Model	TFL Laminate	HPL Laminate	Essentials Veneer	Artisan Veneer
Modular Pedestal Top  	24	18 $\frac{1}{8}$	1 $\frac{3}{16}$	20	2	VST2418MCT	\$257	\$338		
	24	18 $\frac{1}{8}$	1 $\frac{3}{16}$	20	2	VSV2418MCT			\$440	\$485
	24	15 $\frac{3}{4}$	1 $\frac{3}{16}$	18	2	VST2416MCT	\$251	\$329		
	24	15 $\frac{3}{4}$	1 $\frac{3}{16}$	18	2	VSV2416MCT			\$433	\$477
	20	18 $\frac{1}{8}$	1 $\frac{3}{16}$	18	2	VST2018MCT	\$230	\$315		
	20	18 $\frac{1}{8}$	1 $\frac{3}{16}$	18	2	VSV2018MCT			\$433	\$477
	20	15 $\frac{3}{4}$	1 $\frac{3}{16}$	16	2	VST2016MCT	\$225	\$305		
	20	15 $\frac{3}{4}$	1 $\frac{3}{16}$	16	2	VSV2016MCT			\$427	\$469

- top edge profile on user side
- side to side grain direction

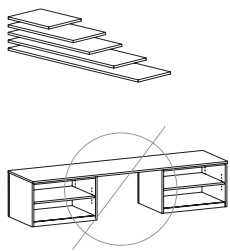
Modular Pedestal Top  	24	36	1 $\frac{3}{16}$	39	4	VST3624MCTS	\$311	\$395		
	24	36	1 $\frac{3}{16}$	39	4	VSV3624MCTS			\$565	\$622
	24	30	1 $\frac{3}{16}$	33	3	VST3024MCTS	\$290	\$374		
	24	30	1 $\frac{3}{16}$	33	3	VSV3024MCTS			\$506	\$559
	24	18 $\frac{1}{8}$	1 $\frac{3}{16}$	20	2	VST1824MCTS	\$257	\$338		
	24	18 $\frac{1}{8}$	1 $\frac{3}{16}$	20	2	VSV1824MCTS			\$440	\$485
	24	15 $\frac{3}{4}$	1 $\frac{3}{16}$	18	2	VST1624MCTS	\$251	\$329		
	24	15 $\frac{3}{4}$	1 $\frac{3}{16}$	18	2	VSV1624MCTS			\$433	\$477
	20	36	1 $\frac{3}{16}$	33	3	VST3620MCTS	\$276	\$364		
	20	36	1 $\frac{3}{16}$	33	3	VSV3620MCTS			\$534	\$587
	20	30	1 $\frac{3}{16}$	28	3	VST3020MCTS	\$257	\$346		
	20	30	1 $\frac{3}{16}$	28	3	VSV3020MCTS			\$506	\$559
	20	18 $\frac{1}{8}$	1 $\frac{3}{16}$	18	2	VST1820MCTS	\$230	\$315		
	20	18 $\frac{1}{8}$	1 $\frac{3}{16}$	18	2	VSV1820MCTS			\$433	\$477
	20	15 $\frac{3}{4}$	1 $\frac{3}{16}$	16	2	VST1620MCTS	\$225	\$305		
	20	15 $\frac{3}{4}$	1 $\frac{3}{16}$	16	2	VSV1620MCTS			\$427	\$469

- top edge profile on user side
- front to back grain direction

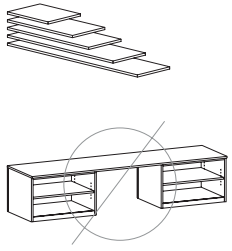
To Order, Specify:

① Model Number Laminate - VST Veneer - VSV

- ② Worksurface Material (see page [V13](#))
 - a.) TFL
 - b.) HPL
- ③ Laminate Color (see page [V13](#))
 - a.) Worksurface Color
 - b.) Chassis Color
 - c.) Drawer Color
- ④ Edge Profile (see page [V14](#))
- ⑤ Pull Style and Color (see page [V15](#))
- ⑥ Optional Grommet Location & Color (see page [V16](#))
- ⑦ Other Product Options (see page [V110](#))
- ⑧ Accessories (see page [VS314](#))
- ⑨ Power and Data Options (see page [VS324](#))

Description	D	W	H	CTN WT	CU FT	① Model	Laminate	Essentials Veneer	Artisan Veneer
23 3/4" d Bench Height Modular Tops	23 3/4	108	3/4	63	5	VSTB24108MT	\$425		
	23 3/4	108	3/4	63	5	VSVB24108MT		\$631	\$695
	23 3/4	102	3/4	58	5	VSTB24102MT	\$411		
	23 3/4	102	3/4	58	5	VSVB24102MT		\$617	\$680
	23 3/4	96	3/4	55	4	VSTB2496MT	\$395		
	23 3/4	96	3/4	55	4	VSVB2496MT		\$602	\$662
	23 3/4	90	3/4	53	4	VSTB2490MT	\$383		
	23 3/4	90	3/4	53	4	VSVB2490MT		\$588	\$648
	23 3/4	84	3/4	47	4	VSTB2484MT	\$368		
	23 3/4	84	3/4	47	4	VSVB2484MT		\$572	\$630
	23 3/4	78	3/4	44	4	VSTB2478MT	\$353		
	23 3/4	78	3/4	44	4	VSVB2478MT		\$559	\$613
	23 3/4	72	3/4	42	4	VSTB2472MT	\$340		
	23 3/4	72	3/4	42	4	VSVB2472MT		\$543	\$599
	23 3/4	66	3/4	39	3	VSTB2466MT	\$327		
	23 3/4	66	3/4	39	3	VSVB2466MT		\$529	\$582
	23 3/4	60	3/4	35	3	VSTB2460MT	\$305		
	23 3/4	60	3/4	35	3	VSVB2460MT		\$514	\$566
	23 3/4	54	3/4	31	3	VSTB2454MT	\$292		
	23 3/4	54	3/4	31	3	VSVB2454MT		\$495	\$544
	23 3/4	48	3/4	28	3	VSTB2448MT	\$278		
	23 3/4	48	3/4	28	3	VSVB2448MT		\$482	\$530
	23 3/4	36	3/4	21	2	VSTB2436MT	\$224		
	23 3/4	36	3/4	21	2	VSVB2436MT		\$452	\$496
	23 3/4	30	3/4	17	2	VSTB2430MT	\$210		
	23 3/4	30	3/4	17	2	VSVB2430MT		\$437	\$480
	23 3/4	18	3/4	10	1	VSTB2418MT	\$185		
	23 3/4	18	3/4	10	1	VSVB2418MT		\$406	\$448

- flat edge on all four sides
- long grain direction
- modular bench height tops NOT intended for unsupported space

Description	D	W	H	CTN WT	CU FT	① Model	Laminate	Essentials Veneer	Artisan Veneer
18 7/8" d Bench Height Modular Tops	18 7/8	108	3/4	54	4	VSTB18108MT	\$379		
	18 7/8	108	3/4	54	4	VSVB18108MT		\$566	\$623
	18 7/8	102	3/4	50	4	VSTB18102MT	\$368		
	18 7/8	102	3/4	50	4	VSVB18102MT		\$556	\$610
	18 7/8	96	3/4	49	4	VSTB1896MT	\$358		
	18 7/8	96	3/4	49	4	VSVB1896MT		\$544	\$600
	18 7/8	90	3/4	46	3	VSTB1890MT	\$347		
	18 7/8	90	3/4	46	3	VSVB1890MT		\$535	\$588
	18 7/8	84	3/4	41	4	VSTB1884MT	\$335		
	18 7/8	84	3/4	41	4	VSVB1884MT		\$522	\$573
	18 7/8	78	3/4	39	3	VSTB1878MT	\$324		
	18 7/8	78	3/4	39	3	VSVB1878MT		\$514	\$566
	18 7/8	72	3/4	36	3	VSTB1872MT	\$311		
	18 7/8	72	3/4	36	3	VSVB1872MT		\$497	\$546
	18 7/8	66	3/4	33	3	VSTB1866MT	\$292		
	18 7/8	66	3/4	33	3	VSVB1866MT		\$486	\$535
	18 7/8	60	3/4	30	2	VSTB1860MT	\$281		
	18 7/8	60	3/4	30	2	VSVB1860MT		\$473	\$521
	18 7/8	54	3/4	27	2	VSTB1854MT	\$272		
	18 7/8	54	3/4	27	2	VSVB1854MT		\$459	\$505
	18 7/8	48	3/4	24	2	VSTB1848MT	\$260		
	18 7/8	48	3/4	24	2	VSVB1848MT		\$451	\$495
	18 7/8	36	3/4	18	2	VSTB1836MT	\$209		
	18 7/8	36	3/4	54	2	VSVB1836MT		\$426	\$468
	18 7/8	30	3/4	15	2	VSTB1830MT	\$197		
	18 7/8	30	3/4	15	2	VSVB1830MT		\$412	\$454
	18 7/8	18	3/4	9	1	VSTB1818MT	\$178		
	18 7/8	18	3/4	9	1	VSVB1818MT		\$392	\$432

- flat edge on all four sides
- long grain direction
- modular bench height tops NOT intended for unsupported space

To Order, Specify:


① Model Number

Laminate - VST

Veneer - VSV

- ② Worksurface Material (see page [VI3](#))
 - a.) TFL
 - b.) HPL
- ③ Laminate Color (see page [VI3](#))
 - a.) Worksurface Color
 - b.) Chassis Color
 - c.) Drawer Color

- ④ Edge Profile (see page [VI4](#))
- ⑤ Pull Style and Color (see page [VI5](#))
- ⑥ Optional Grommet Location & Color (see page [VI6](#))
- ⑦ Other Product Options (see page [VI10](#))
- ⑧ Accessories (see page [VS314](#))
- ⑨ Power and Data Options (see page [VS324](#))

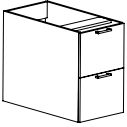
Description	D	W	H	CTN WT	CU FT	① Model	Laminate	Essentials Veneer	Artisan Veneer
Modular Box/Box/File Pedestal 	34 ⁵ / ₈	18	28 ⁵ / ₁₆	118	13	VST1836MBBF	\$945		
	34 ⁵ / ₈	18	28 ⁵ / ₁₆	118	13	VSV1836MBBF		\$1,530	\$1,682
	28 ⁷ / ₈	18	28 ⁵ / ₁₆	103	11	VST1830MBBF	\$926		
	28 ⁷ / ₈	18	28 ⁵ / ₁₆	103	11	VSV1830MBBF		\$1,506	\$1,657
	22 ⁷ / ₈	18	28 ⁵ / ₁₆	91	10	VST1824MBBF	\$873		
	22 ⁷ / ₈	18	28 ⁵ / ₁₆	91	10	VSV1824MBBF		\$1,448	\$1,591
	18 ⁷ / ₈	18	28 ⁵ / ₁₆	80	8	VST1820MBBF	\$856		
	18 ⁷ / ₈	18	28 ⁵ / ₁₆	80	8	VSV1820MBBF		\$1,425	\$1,568
	34 ⁵ / ₈	15 ⁵ / ₈	28 ⁵ / ₁₆	113	12	VST1636MBBF	\$839		
	34 ⁵ / ₈	15 ⁵ / ₈	28 ⁵ / ₁₆	113	12	VSV1636MBBF		\$1,360	\$1,495
	28 ⁷ / ₈	15 ⁵ / ₈	28 ⁵ / ₁₆	99	10	VST1630MBBF	\$824		
	28 ⁷ / ₈	15 ⁵ / ₈	28 ⁵ / ₁₆	99	10	VSV1630MBBF		\$1,338	\$1,473
	22 ⁷ / ₈	15 ⁵ / ₈	28 ⁵ / ₁₆	87	9	VST1624MBBF	\$776		
	22 ⁷ / ₈	15 ⁵ / ₈	28 ⁵ / ₁₆	87	9	VSV1624MBBF		\$1,286	\$1,414
	18 ⁷ / ₈	15 ⁵ / ₈	28 ⁵ / ₁₆	76	7	VST1620MBBF	\$761		
	18 ⁷ / ₈	15 ⁵ / ₈	28 ⁵ / ₁₆	76	7	VSV1620MBBF		\$1,265	\$1,393

- chassis grommet available, specify and add \$51 list
- locking available, specify and add \$83 list
- unit ships with support rails in back of unit- order modular back panel if not placed against the wall, see pages [VS158-VS161](#)

Note: Use 28⁷/₈" and 34⁵/₈"d pedestals with modular modesty panels and modular worksurfaces tops to build desk.

Use 18⁷/₈"d and 22⁷/₈"d pedestals with modular modesty panels and modular worksurfaces tops to build credenzas and returns.

Note: Pedestals can be used in shell desk, credenzas and returns- use 18⁷/₈"d pedestal with 24"d shell, 22⁷/₈"d pedestal with 30"d shell, and 28⁷/₈"d pedestal with 36"d shell

Description	D	W	H	CTN WT	CU FT	① Model	Laminate	Essentials Veneer	Artisan Veneer
	34 ⁵ / ₈	18	28 ⁵ / ₁₆	118	13	VST1836MFF	\$925		
	34 ⁵ / ₈	18	28 ⁵ / ₁₆	118	13	VSV1836MFF		\$1,509	\$1,662
	28 ⁷ / ₈	18	28 ⁵ / ₁₆	103	11	VST1830MFF	\$908		
	28 ⁷ / ₈	18	28 ⁵ / ₁₆	103	11	VSV1830MFF		\$1,488	\$1,636
	22 ⁷ / ₈	18	28 ⁵ / ₁₆	91	10	VST1824MFF	\$853		
	22 ⁷ / ₈	18	28 ⁵ / ₁₆	91	10	VSV1824MFF		\$1,427	\$1,571
	18 ⁷ / ₈	18	28 ⁵ / ₁₆	80	8	VST1820MFF	\$837		
	18 ⁷ / ₈	18	28 ⁵ / ₁₆	80	8	VSV1820MFF		\$1,405	\$1,545
	34 ⁵ / ₈	15 ⁵ / ₈	28 ⁵ / ₁₆	113	12	VST1636MFF	\$823		
	34 ⁵ / ₈	15 ⁵ / ₈	28 ⁵ / ₁₆	113	12	VSV1636MFF		\$1,342	\$1,476
	28 ⁷ / ₈	15 ⁵ / ₈	28 ⁵ / ₁₆	99	10	VST1630MFF	\$807		
	28 ⁷ / ₈	15 ⁵ / ₈	28 ⁵ / ₁₆	99	10	VSV1630MFF		\$1,322	\$1,454
	22 ⁷ / ₈	15 ⁵ / ₈	28 ⁵ / ₁₆	87	9	VST1624MFF	\$759		
	22 ⁷ / ₈	15 ⁵ / ₈	28 ⁵ / ₁₆	87	9	VSV1624MFF		\$1,269	\$1,397
	18 ⁷ / ₈	15 ⁵ / ₈	28 ⁵ / ₁₆	76	7	VST1620MFF	\$744		
	18 ⁷ / ₈	15 ⁵ / ₈	28 ⁵ / ₁₆	76	7	VSV1620MFF		\$1,249	\$1,375

- chassis grommet available, specify and add \$51 list
- locking available, specify and add \$83 list
- unit ships with support rails in back of unit- order modular back panel if not placed against the wall, see pages [VS158-VS161](#)

Note: Use 28⁷/₈" and 34⁵/₈"d pedestals with modular modesty panels and modular worksurfaces tops to build desk

Use 18⁷/₈" and 22⁷/₈"d pedestals with modular modesty panels and modular worksurfaces tops to build credenzas and returns

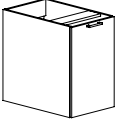
Note: Pedestals can be used in shell desk, credenzas and returns- use 18⁷/₈"d pedestal with 24"d shell, 22⁷/₈"d pedestal with 30"d shell and 28⁷/₈"d pedestal with 36"d shell

To Order, Specify:

① Model Number Laminate - VST Veneer - VSV

- ② Worksurface Material (see page [VI3](#))
 - a.) TFL
 - b.) HPL
- ③ Laminate Color (see page [VI3](#))
 - a.) Worksurface Color
 - b.) Chassis Color
 - c.) Drawer Color
- ④ Finish Color (see page [VI1](#))

- ④ Edge Profile (see page [VI4](#))
- ⑤ Pull Style and Color (see page [VI5](#))
- ⑥ Optional Grommet Location & Color (see page [VI6](#))
- ⑦ Other Product Options (see page [VI10](#))
- ⑧ Accessories (see page [VS314](#))
- ⑨ Power and Data Options (see page [VS324](#))

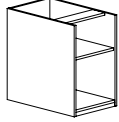
Description	D	W	H	CTN WT	CU FT	① Model	Laminate	Essentials Veneer	Artisan Veneer
Modular Hinged Door Pedestal	28 $\frac{7}{8}$	18	28 $\frac{5}{16}$	89	11	VST1830MHR	\$725		
	28 $\frac{7}{8}$	18	28 $\frac{5}{16}$	89	11	VSV1830MHR		\$1,014	\$1,117
	28 $\frac{7}{8}$	18	28 $\frac{5}{16}$	89	11	VST1830MHL	\$725		
	28 $\frac{7}{8}$	18	28 $\frac{5}{16}$	89	11	VSV1830MHL		\$1,014	\$1,117
	22 $\frac{7}{8}$	18	28 $\frac{5}{16}$	80	10	VST1824MHR	\$674		
	22 $\frac{7}{8}$	18	28 $\frac{5}{16}$	80	10	VSV1824MHR		\$950	\$1,046
	22 $\frac{7}{8}$	18	28 $\frac{5}{16}$	80	10	VST1824MHL	\$674		
	22 $\frac{7}{8}$	18	28 $\frac{5}{16}$	80	10	VSV1824MHL		\$950	\$1,046
	18 $\frac{7}{8}$	18	28 $\frac{5}{16}$	69	8	VST1820MHR	\$632		
	18 $\frac{7}{8}$	18	28 $\frac{5}{16}$	69	8	VSV1820MHR		\$891	\$981
	18 $\frac{7}{8}$	18	28 $\frac{5}{16}$	69	8	VST1820MHL	\$632		
	18 $\frac{7}{8}$	18	28 $\frac{5}{16}$	69	8	VSV1820MHL		\$891	\$981
	28 $\frac{7}{8}$	15 $\frac{7}{8}$	28 $\frac{5}{16}$	87	10	VST1630MHR	\$695		
	28 $\frac{7}{8}$	15 $\frac{7}{8}$	28 $\frac{5}{16}$	87	10	VSV1630MHR		\$983	\$1,081
	28 $\frac{7}{8}$	15 $\frac{7}{8}$	28 $\frac{5}{16}$	87	10	VST1630MHL	\$695		
	28 $\frac{7}{8}$	15 $\frac{7}{8}$	28 $\frac{5}{16}$	87	10	VSV1630MHL		\$983	\$1,081
	22 $\frac{7}{8}$	15 $\frac{7}{8}$	28 $\frac{5}{16}$	78	9	VST1624MHR	\$647		
	28 $\frac{7}{8}$	15 $\frac{7}{8}$	28 $\frac{5}{16}$	78	9	VSV1624MHR		\$920	\$1,013
	22 $\frac{7}{8}$	15 $\frac{7}{8}$	28 $\frac{5}{16}$	78	9	VST1624MHL	\$647		
	22 $\frac{7}{8}$	15 $\frac{7}{8}$	28 $\frac{5}{16}$	78	9	VSV1624MHL		\$920	\$1,013
	18 $\frac{7}{8}$	15 $\frac{7}{8}$	28 $\frac{5}{16}$	67	7	VST1620MHR	\$605		
	18 $\frac{7}{8}$	15 $\frac{7}{8}$	28 $\frac{5}{16}$	67	7	VSV1620MHR		\$863	\$949
	18 $\frac{7}{8}$	15 $\frac{7}{8}$	28 $\frac{5}{16}$	67	7	VST1620MHL	\$605		
	18 $\frac{7}{8}$	15 $\frac{7}{8}$	28 $\frac{5}{16}$	67	7	VSV1620MHL		\$863	\$949

- chassis grommet available, specify and add \$51 list
- locking available, specify and add \$42 list
- unit ships with support rails in back of unit- order modular back panel if not placed against the wall, see pages [VS158-VS161](#)

Note: Use 28 $\frac{7}{8}$ "d pedestals with modular modesty panels and modular worksurfaces tops to build desks

Use 18 $\frac{7}{8}$ " and 22 $\frac{7}{8}$ "d pedestals with modular modesty panels and modular worksurfaces tops to build credenzas and returns

Note: Pedestals can be used in shell desk, credenzas and returns- use 18 $\frac{7}{8}$ "d pedestal with 24"d shell, 22 $\frac{7}{8}$ "d pedestal with 30"d shell and 28 $\frac{7}{8}$ "d pedestal with 36"d shell

Description	D	W	H	CTN WT	CU FT	① Model	Laminate	Essentials Veneer	Artisan Veneer
Modular Open Shelf Pedestal 	28 $\frac{7}{8}$ "	18"	28 $\frac{5}{16}$ "	79	11	VST1830MOS	\$642		
	28 $\frac{7}{8}$ "	18"	28 $\frac{5}{16}$ "	79	11	VSV1830MOS		\$904	\$994
	22 $\frac{7}{8}$ "	18"	28 $\frac{5}{16}$ "	70	10	VST1824MOS	\$592		
	22 $\frac{7}{8}$ "	18"	28 $\frac{5}{16}$ "	70	10	VSV1824MOS		\$839	\$923
	18 $\frac{7}{8}$ "	18"	28 $\frac{5}{16}$ "	59	8	VST1820MOS	\$548		
	18 $\frac{7}{8}$ "	18"	28 $\frac{5}{16}$ "	59	8	VSV1820MOS		\$780	\$860
	28 $\frac{7}{8}$ "	15 $\frac{5}{8}$ "	28 $\frac{5}{16}$ "	77	10	VST1630MOS	\$624		
	28 $\frac{7}{8}$ "	15 $\frac{5}{8}$ "	28 $\frac{5}{16}$ "	77	10	VSV1630MOS		\$877	\$966
	22 $\frac{7}{8}$ "	15 $\frac{5}{8}$ "	28 $\frac{5}{16}$ "	68	9	VST1624MOS	\$576		
	22 $\frac{7}{8}$ "	15 $\frac{5}{8}$ "	28 $\frac{5}{16}$ "	68	9	VSV1624MOS		\$815	\$898
18 $\frac{7}{8}$ "	15 $\frac{5}{8}$ "	28 $\frac{5}{16}$ "	57	7	VST1620MOS	\$534			
18 $\frac{7}{8}$ "	15 $\frac{5}{8}$ "	28 $\frac{5}{16}$ "	57	7	VSV1620MOS		\$758	\$834	

- chassis grommet available, specify and add \$51 list
- unit ships with support rails in back of unit- order modular back panel if not placed against the wall, see pages [VS158-VS161](#)

Note: Use 28 $\frac{7}{8}$ "d pedestals with modular modesty panels and modular worksurfaces tops to build desk
Use 18 $\frac{7}{8}$ " and 28 $\frac{7}{8}$ "d pedestals with modular modesty panels and modular worksurfaces tops to build credenzas and returns.

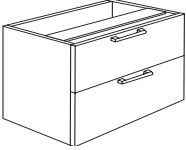
Note: Pedestals can be used in shell desk, credenzas and returns- use 18 $\frac{7}{8}$ "d pedestal with 24"d shell, 22 $\frac{7}{8}$ "d pedestal with 30"d shell and 28 $\frac{7}{8}$ "d pedestal with 36"d shell

To Order, Specify:

① Model Number Laminate - VST Veneer - VSV

- ② Worksurface Material (see page [VI3](#))
 - a.) TFL
 - b.) HPL
- ③ Laminate Color (see page [VI3](#))
 - a.) Worksurface Color
 - b.) Chassis Color
 - c.) Drawer Color
- ④ Finish Color (see page [VI1](#))

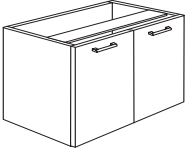
- ④ Edge Profile (see page [VI4](#))
- ⑤ Pull Style and Color (see page [VI5](#))
- ⑥ Optional Grommet Location & Color (see page [VI6](#))
- ⑦ Other Product Options (see page [VI10](#))
- ⑧ Accessories (see page [VS314](#))
- ⑨ Power and Data Options (see page [VS324](#))

Description	D	W	H	CTN WT	CU FT	① Model	Laminate	Essentials Veneer	Artisan Veneer
Modular Lateral File Pedestal 	22 $\frac{7}{8}$	35 $\frac{7}{8}$	28 $\frac{3}{4}$	147	18	VST3624MLF	\$1,061		
	22 $\frac{7}{8}$	35 $\frac{7}{8}$	28 $\frac{3}{4}$	147	18	VSV3624MLF		\$1,574	\$1,724
	18 $\frac{7}{8}$	35 $\frac{7}{8}$	28 $\frac{3}{4}$	154	15	VST3620MLF	\$1,055		
	18 $\frac{7}{8}$	29 $\frac{7}{8}$	28 $\frac{3}{4}$	154	15	VSV3620MLF		\$1,565	\$1,713
	22 $\frac{7}{8}$	29 $\frac{7}{8}$	28 $\frac{3}{4}$	138	15	VST3024MLF	\$1,052		
	22 $\frac{7}{8}$	29 $\frac{7}{8}$	28 $\frac{3}{4}$	138	15	VSV3024MLF		\$1,506	\$1,652
	18 $\frac{7}{8}$	29 $\frac{7}{8}$	28 $\frac{3}{4}$	146	13	VST3020MLF	\$1,048		
	18 $\frac{7}{8}$	29 $\frac{7}{8}$	28 $\frac{3}{4}$	146	13	VSV3020MLF		\$1,498	\$1,640

- chassis grommet available, specify and add \$51 list
- locking available, specify and add \$116 list
- unit ships with support rails in back of unit- order modular back panel if not placed against the wall, see pages [VS158-VS161](#)

Note: Use 18 $\frac{7}{8}$ " and 22 $\frac{7}{8}$ "d pedestals with modular modesty panels and modular worksurface tops to build credenzas and returns

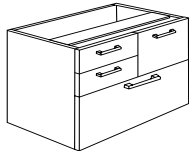
Note: Pedestals can be used in shell desk, credenzas and returns- use 18 $\frac{7}{8}$ "d pedestal with 24"d shell and 22 $\frac{7}{8}$ "d pedestal with 30"d shell

Modular Hinged Door Pedestal 	22 $\frac{7}{8}$	35 $\frac{7}{8}$	28 $\frac{3}{4}$	108	18	VST3624MSC	\$889		
	22 $\frac{7}{8}$	35 $\frac{7}{8}$	28 $\frac{3}{4}$	108	18	VSV3624MSC		\$1,544	\$1,700
	18 $\frac{7}{8}$	35 $\frac{7}{8}$	28 $\frac{3}{4}$	96	15	VST3620MSC	\$874		
	18 $\frac{7}{8}$	29 $\frac{7}{8}$	28 $\frac{3}{4}$	96	15	VSV3620MSC		\$1,527	\$1,678
	22 $\frac{7}{8}$	29 $\frac{7}{8}$	28 $\frac{3}{4}$	108	15	VST3024MSC	\$842		
	22 $\frac{7}{8}$	29 $\frac{7}{8}$	28 $\frac{3}{4}$	108	15	VSV3024MSC		\$1,484	\$1,631
	18 $\frac{7}{8}$	29 $\frac{7}{8}$	28 $\frac{3}{4}$	96	13	VST3020MSC	\$828		
	18 $\frac{7}{8}$	29 $\frac{7}{8}$	28 $\frac{3}{4}$	96	13	VSV3020MSC		\$1,464	\$1,610

- chassis grommet available, specify and add \$51 list
- adjustable shelf in storage cabinet
- locking available, specify and add \$49 list
- unit ships with support rails in back of unit- order modular back panel if not placed against the wall, see pages [VS158-VS161](#)

Note: Use 18 $\frac{7}{8}$ " and 22 $\frac{7}{8}$ "d pedestals with modular modesty panels and modular worksurfaces tops to build credenzas and returns

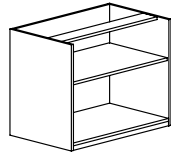
Note: Pedestals can be used in shell desk, credenzas and returns- use 18 $\frac{7}{8}$ "d pedestal with 24"d shell and 22 $\frac{7}{8}$ "d pedestal with 30"d shell

Description	D	W	H	CTN WT	CU FT	① Model	Laminate	Essentials Veneer	Artisan Veneer
 right shown	22 $\frac{7}{8}$ "	29 $\frac{7}{8}$ "	28 $\frac{3}{16}$ "	150	15	VST3024MRM	\$1,160		
	22 $\frac{7}{8}$ "	29 $\frac{7}{8}$ "	28 $\frac{3}{16}$ "	150	15	VSV3024MRM		\$1,665	\$1,825
	22 $\frac{7}{8}$ "	29 $\frac{7}{8}$ "	28 $\frac{3}{16}$ "	150	15	VST3024MLM	\$1,160		
	22 $\frac{7}{8}$ "	29 $\frac{7}{8}$ "	28 $\frac{3}{16}$ "	150	15	VSV3024MLM		\$1,665	\$1,825
	18 $\frac{7}{8}$ "	29 $\frac{7}{8}$ "	28 $\frac{3}{16}$ "	155	13	VST3020MRM	\$1,155		
	18 $\frac{7}{8}$ "	29 $\frac{7}{8}$ "	28 $\frac{3}{16}$ "	155	13	VSV3020MRM		\$1,655	\$1,811
	18 $\frac{7}{8}$ "	29 $\frac{7}{8}$ "	28 $\frac{3}{16}$ "	155	13	VST3020MLM	\$1,155		
	18 $\frac{7}{8}$ "	29 $\frac{7}{8}$ "	28 $\frac{3}{16}$ "	155	13	VSV3020MLM		\$1,655	\$1,811

- chassis grommet available, specify and add \$51 list
- locking available, specify and add \$116 list
- top file drawer determines left or right
- unit ships with support rails in back of unit- order modular back panel if not placed against the wall, see pages [VS158-VS161](#)

Note: Use 18 $\frac{7}{8}$ " and 22 $\frac{7}{8}$ "d pedestals with modular modesty panels and modular worksurface tops to build credenzas and returns

Note: Pedestals can be used in shell desk, credenzas and returns- use 18 $\frac{7}{8}$ "d pedestal with 24"d shell and 22 $\frac{7}{8}$ "d pedestal with 30"d shell

Description	D	W	H	CTN WT	CU FT	① Model	Laminate	Essentials Veneer	Artisan Veneer
	22 $\frac{1}{8}$ "	35 $\frac{7}{8}$ "	28 $\frac{3}{16}$ "	90	18	VST3624MOS	\$735		
	22 $\frac{1}{8}$ "	35 $\frac{7}{8}$ "	28 $\frac{3}{16}$ "	90	18	VSV3624MOS		\$1,324	\$1,456
	18 $\frac{1}{8}$ "	35 $\frac{7}{8}$ "	28 $\frac{3}{16}$ "	78	15	VST3620MOS	\$698		
	18 $\frac{1}{8}$ "	35 $\frac{7}{8}$ "	28 $\frac{3}{16}$ "	78	15	VSV3620MOS		\$1,258	\$1,385
	22 $\frac{1}{8}$ "	29 $\frac{7}{8}$ "	28 $\frac{3}{16}$ "	79	15	VST3024MOS	\$700		
	22 $\frac{1}{8}$ "	29 $\frac{7}{8}$ "	28 $\frac{3}{16}$ "	79	15	VSV3024MOS		\$1,277	\$1,404
	18 $\frac{1}{8}$ "	29 $\frac{7}{8}$ "	28 $\frac{3}{16}$ "	67	13	VST3020MOS	\$667		
	18 $\frac{1}{8}$ "	29 $\frac{7}{8}$ "	28 $\frac{3}{16}$ "	67	13	VSV3020MOS		\$1,213	\$1,335

- chassis grommet available, specify and add \$51 list
- unit ships with support rails in back of unit- order modular back panel if not placed against the wall, see pages [VS158-VS161](#)

Note: Use 18 $\frac{7}{8}$ " and 22 $\frac{7}{8}$ "d pedestals with modular modesty panels and modular worksurface tops to build credenzas and returns

Note: Pedestals can be used in shell desk, credenzas and returns- use 18 $\frac{7}{8}$ "d pedestal with 24"d shell and 22 $\frac{7}{8}$ "d pedestal with 30"d shell

To Order, Specify:

① Model Number Laminate - VST Veneer - VSV

- ② Worksurface Material (see page [VI3](#))
 - a.) TFL
 - b.) HPL
- ③ Laminate Color (see page [VI3](#))
 - a.) Worksurface Color
 - b.) Chassis Color
 - c.) Drawer Color

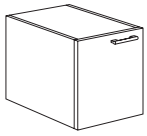
- ④ Edge Profile (see page [VI4](#))
- ⑤ Pull Style and Color (see page [VI5](#))
- ⑥ Optional Grommet Location & Color (see page [VI6](#))
- ⑦ Other Product Options (see page [VI10](#))
- ⑧ Accessories (see page [VS314](#))
- ⑨ Power and Data Options (see page [VS324](#))

Description	D	W	H	CTN WT	CU FT	① Model	Laminate	Essentials Veneer	Artisan Veneer
Box/File Bench Height Modular Pedestal	22 $\frac{7}{8}$	18	18 $\frac{3}{4}$	18	7	VSTB2418MBF	\$630		
	22 $\frac{7}{8}$	18	18 $\frac{3}{4}$	18	7	VSVB2418MBF		\$1,123	\$1,236
	17 $\frac{1}{4}$	18	18 $\frac{3}{4}$	64	5	VSTB1818MBF	\$580		
	17 $\frac{1}{4}$	18	18 $\frac{3}{4}$	64	5	VSVB1818MBF		\$1,035	\$1,140



- tops and backs are unfinished; specify modular tops and back panels to finish as needed
- specify chassis color
- specify top drawer color
- specify bottom drawer color
- locking available, specify and add \$83 list

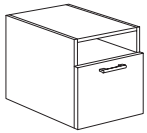
Hinged Door Bench Height Modular Pedestal	22 $\frac{7}{8}$	18	18 $\frac{3}{4}$	74	7	VSTB2418MHR	\$650		
	22 $\frac{7}{8}$	18	18 $\frac{3}{4}$	74	7	VSVB2418MHR		\$1,147	\$1,262
	22 $\frac{7}{8}$	18	18 $\frac{3}{4}$	74	7	VSTB2418MHL	\$650		
	22 $\frac{7}{8}$	18	18 $\frac{3}{4}$	74	7	VSVB2418MHL		\$1,147	\$1,262
	17 $\frac{1}{4}$	18	18 $\frac{3}{4}$	65	5	VSTB1818MHR	\$600		
	17 $\frac{1}{4}$	18	18 $\frac{3}{4}$	65	5	VSVB1818MHR		\$1,055	\$1,161
	17 $\frac{1}{4}$	18	18 $\frac{3}{4}$	65	5	VSTB1818MHL	\$600		
	17 $\frac{1}{4}$	18	18 $\frac{3}{4}$	65	5	VSVB1818MHL		\$1,055	\$1,161



left shown

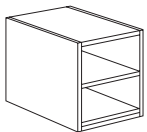
- tops and backs are unfinished; specify modular tops and back panels to finish as needed
- locking available, specify and add \$42 list
- hinge determines left or right for 18" w units

Open Shelf/File Drawer Bench Height Modular Pedestal	22 $\frac{7}{8}$	18	18 $\frac{3}{4}$	66	7	VSTB2418MOF	\$658		
	22 $\frac{7}{8}$	18	18 $\frac{3}{4}$	66	7	VSVB2418MOF		\$1,133	\$1,248
	17 $\frac{1}{4}$	18	18 $\frac{3}{4}$	57	5	VSTB1818MOF	\$606		
	17 $\frac{1}{4}$	18	18 $\frac{3}{4}$	57	5	VSVB1818MOF		\$1,044	\$1,148

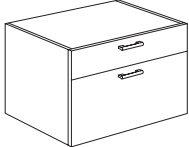


- tops and backs are unfinished; specify modular tops and back panels to finish as needed
- locking available, specify and add \$83 list

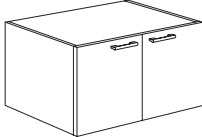
Open Shelf Bench Height Modular Pedestal	22 $\frac{7}{8}$	18	18 $\frac{3}{4}$	65	7	VSTB2418MOS	\$560		
	22 $\frac{7}{8}$	18	18 $\frac{3}{4}$	65	7	VSVB2418MOS		\$1,014	\$1,117
	17 $\frac{1}{4}$	18	18 $\frac{3}{4}$	56	5	VSTB1818MOS	\$517		
	17 $\frac{1}{4}$	18	18 $\frac{3}{4}$	56	5	VSVB1818MOS		\$935	\$1,028



- tops and backs are unfinished; specify modular tops and back panels to finish as needed
- adjustable shelf

Description	D	W	H	CTN WT	CU FT	① Model	Laminate	Essentials Veneer	Artisan Veneer
Box/File Bench Height Modular Pedestal 	22 $\frac{7}{8}$	35 $\frac{7}{8}$	18 $\frac{3}{4}$	129	12	VSTB2436MBF	\$984		
	22 $\frac{7}{8}$	35 $\frac{7}{8}$	18 $\frac{3}{4}$	129	12	VSVB2436MBF		\$1,539	\$1,677
	22 $\frac{7}{8}$	29 $\frac{7}{8}$	18 $\frac{3}{4}$	128	10	VSTB2430MBF	\$944		
	22 $\frac{7}{8}$	29 $\frac{7}{8}$	18 $\frac{3}{4}$	128	10	VSVB2430MBF		\$1,490	\$1,623
	17 $\frac{1}{4}$	35 $\frac{7}{8}$	18 $\frac{3}{4}$	136	10	VSTB1836MBF	\$918		
	17 $\frac{1}{4}$	35 $\frac{7}{8}$	18 $\frac{3}{4}$	136	10	VSVB1836MBF		\$1,428	\$1,556
	17 $\frac{1}{4}$	29 $\frac{7}{8}$	18 $\frac{3}{4}$	136	8	VSTB1830MBF	\$880		
	17 $\frac{1}{4}$	29 $\frac{7}{8}$	18 $\frac{3}{4}$	136	8	VSVB1830MBF		\$1,384	\$1,507

- tops and backs are unfinished; specify modular tops and back panels to finish as needed
- specify chassis color
- specify top drawer color
- specify bottom drawer color
- locking available, specify and add \$116 list

Hinged Door Bench Height Modular Pedestal 	22 $\frac{7}{8}$	35 $\frac{7}{8}$	18 $\frac{3}{4}$	106	12	VSTB2436MHD	\$812		
	22 $\frac{7}{8}$	35 $\frac{7}{8}$	18 $\frac{3}{4}$	106	12	VSVB2436MHD		\$1,381	\$1,519
	22 $\frac{7}{8}$	29 $\frac{7}{8}$	18 $\frac{3}{4}$	104	10	VSTB2430MHD	\$768		
	22 $\frac{7}{8}$	29 $\frac{7}{8}$	18 $\frac{3}{4}$	104	10	VSVB2430MHD		\$1,323	\$1,455
	17 $\frac{1}{4}$	35 $\frac{7}{8}$	18 $\frac{3}{4}$	93	10	VSTB1836MHD	\$747		
	17 $\frac{1}{4}$	35 $\frac{7}{8}$	18 $\frac{3}{4}$	93	10	VSVB1836MHD		\$1,273	\$1,400
	17 $\frac{1}{4}$	29 $\frac{7}{8}$	18 $\frac{3}{4}$	92	8	VSTB1830MHD	\$707		
	17 $\frac{1}{4}$	29 $\frac{7}{8}$	18 $\frac{3}{4}$	92	8	VSVB1830MHD		\$1,218	\$1,339

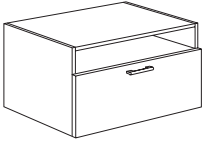
- tops and backs are unfinished; specify modular tops and back panels to finish as needed
- locking available, specify and add \$49 list

To Order, Specify:

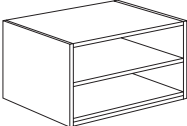
① Model Number Laminate - VST Veneer - VSV

- ② Worksurface Material (see page [VI3](#))
 - a.) TFL
 - b.) HPL
- ③ Laminate Color (see page [VI3](#))
 - a.) Worksurface Color
 - b.) Chassis Color
 - c.) Drawer Color
- ④ Finish Color (see page [VI1](#))

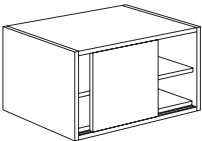
- ④ Edge Profile (see page [VI4](#))
- ⑤ Pull Style and Color (see page [VI5](#))
- ⑥ Optional Grommet Location & Color (see page [VI6](#))
- ⑦ Other Product Options (see page [VI10](#))
- ⑧ Accessories (see page [VS314](#))
- ⑨ Power and Data Options (see page [VS324](#))

Description	D	W	H	CTN WT	CU FT	① Model	Laminate	Essentials Veneer	Artisan Veneer
Open Shelf/File Drawer Bench Height Modular Pedestal 	22 $\frac{7}{8}$	35 $\frac{7}{8}$	18 $\frac{3}{4}$	124	12	VSTB2436MOF	\$1,022		
	22 $\frac{7}{8}$	35 $\frac{7}{8}$	18 $\frac{3}{4}$	124	12	VSVB2436MOF		\$1,578	\$1,721
	22 $\frac{7}{8}$	29 $\frac{7}{8}$	18 $\frac{3}{4}$	115	10	VSTB2430MOF	\$981		
	22 $\frac{7}{8}$	29 $\frac{7}{8}$	18 $\frac{3}{4}$	115	10	VSVB2430MOF		\$1,524	\$1,661
	17 $\frac{1}{4}$	35 $\frac{7}{8}$	18 $\frac{3}{4}$	131	10	VSTB1836MOF	\$953		
	17 $\frac{1}{4}$	35 $\frac{7}{8}$	18 $\frac{3}{4}$	131	10	VSVB1836MOF		\$1,465	\$1,596
	17 $\frac{1}{4}$	29 $\frac{7}{8}$	18 $\frac{3}{4}$	125	8	VSTB1830MOF	\$915		
	17 $\frac{1}{4}$	29 $\frac{7}{8}$	18 $\frac{3}{4}$	125	8	VSVB1830MOF		\$1,415	\$1,540

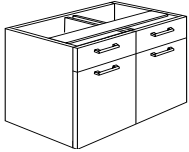
- tops and backs are unfinished; specify modular tops and back panels to finish as needed
- locking available, specify and add \$116 list

Open Shelf Bench Height Modular Pedestal 	22 $\frac{7}{8}$	35 $\frac{7}{8}$	18 $\frac{3}{4}$	86	12	VSTB2436MOS	\$674		
	22 $\frac{7}{8}$	35 $\frac{7}{8}$	18 $\frac{3}{4}$	86	12	VSVB2436MOS		\$1,196	\$1,316
	22 $\frac{7}{8}$	29 $\frac{7}{8}$	18 $\frac{3}{4}$	81	10	VSTB2430MOS	\$638		
	22 $\frac{7}{8}$	29 $\frac{7}{8}$	18 $\frac{3}{4}$	81	10	VSVB2430MOS		\$1,118	\$1,230
	17 $\frac{1}{4}$	35 $\frac{7}{8}$	18 $\frac{3}{4}$	73	10	VSTB1836MOS	\$620		
	17 $\frac{1}{4}$	35 $\frac{7}{8}$	18 $\frac{3}{4}$	73	10	VSVB1836MOS		\$1,101	\$1,211
	17 $\frac{1}{4}$	29 $\frac{7}{8}$	18 $\frac{3}{4}$	69	8	VSTB1830MOS	\$588		
	17 $\frac{1}{4}$	29 $\frac{7}{8}$	18 $\frac{3}{4}$	69	8	VSVB1830MOS		\$1,029	\$1,132

- tops and backs are unfinished; specify modular tops and back panels to finish as needed
- adjustable shelf

Sliding Door Bench Height Modular Pedestal 	22 $\frac{7}{8}$	35 $\frac{7}{8}$	18 $\frac{3}{4}$	107	12	VSTB2436MSD	\$862		
	22 $\frac{7}{8}$	35 $\frac{7}{8}$	18 $\frac{3}{4}$	107	12	VSVB2436MSD		\$1,468	\$1,617
	22 $\frac{7}{8}$	29 $\frac{7}{8}$	18 $\frac{3}{4}$	99	10	VSTB2430MSD	\$789		
	22 $\frac{7}{8}$	29 $\frac{7}{8}$	18 $\frac{3}{4}$	99	10	VSVB2430MSD		\$1,381	\$1,519
	17 $\frac{1}{4}$	35 $\frac{7}{8}$	18 $\frac{3}{4}$	94	10	VSTB1836MSD	\$793		
	17 $\frac{1}{4}$	35 $\frac{7}{8}$	18 $\frac{3}{4}$	94	10	VSVB1836MSD		\$1,352	\$1,489
	17 $\frac{1}{4}$	29 $\frac{7}{8}$	18 $\frac{3}{4}$	87	8	VSTB1830MSD	\$728		
	17 $\frac{1}{4}$	29 $\frac{7}{8}$	18 $\frac{3}{4}$	87	8	VSVB1830MSD		\$1,273	\$1,400

- tops and backs are unfinished; specify modular tops and back panels to finish as needed
- adjustable shelf
- locking not available

Description	D	W	H	CTN WT	CU FT	① Model	Laminate	Essentials Veneer	Artisan Veneer
Modular Buffet Door Pedestal 	23 $\frac{5}{8}$	35 $\frac{7}{8}$	34 $\frac{3}{16}$	119	21	VST3624MBSC	\$1,022		
	23 $\frac{5}{8}$	35 $\frac{7}{8}$	34 $\frac{3}{16}$	119	21	VSV3624MBSC		\$1,777	\$1,955
	19 $\frac{5}{8}$	35 $\frac{7}{8}$	34 $\frac{3}{16}$	103	18	VST3620MBSC	\$1,005		
	19 $\frac{5}{8}$	35 $\frac{7}{8}$	34 $\frac{3}{16}$	103	18	VSV3620MBSC		\$1,756	\$1,931

- chassis grommet available, specify and add \$51 list
- adjustable shelf in storage cabinet
- locking not available

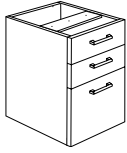
Note: These units are NOT to be used with Shell Desks, Credenzas and Returns.

To Order, Specify:

① Model Number Laminate - VST Veneer - VSV

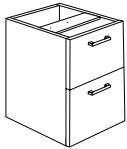
- | | | |
|---|--|---|
| <p>② Worksurface Material (see page VI3)</p> <ul style="list-style-type: none"> a.) TFL b.) HPL <p>③ Laminate Color (see page VI3)</p> <ul style="list-style-type: none"> a.) Worksurface Color b.) Chassis Color c.) Drawer Color | <p>② Finish Color (see page VI1)</p> | <p>④ Edge Profile (see page VI4)</p> <p>⑤ Pull Style and Color (see page VI5)</p> <p>⑥ Optional Grommet Location & Color (see page VI6)</p> <p>⑦ Other Product Options (see page VI10)</p> <p>⑧ Accessories (see page VS314)</p> <p>⑨ Power and Data Options (see page VS324)</p> |
|---|--|---|

Description	D	W	H	CTN WT	CU FT	① Model	Laminate	Essentials Veneer	Artisan Veneer
Modular Shell Box/Box/File Pedestal	17 $\frac{3}{8}$	15 $\frac{5}{8}$	28 $\frac{3}{16}$	84	14	VST1618SMBBF	\$815		
	17 $\frac{3}{8}$	15 $\frac{5}{8}$	28 $\frac{3}{16}$	84	14	VSV1618SMBBF		\$1,364	\$1,501



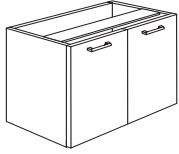
- chassis grommet available, specify and add \$51 list
 - letter width pedestal
 - locking available, specify and add \$83 list
- Note: This unit is ONLY to be used with Shell Desks, Credenzas and Returns.

Modular Shell File/File Pedestal	17 $\frac{3}{8}$	15 $\frac{5}{8}$	28 $\frac{3}{16}$	84	12	VST1618SMFF	\$799		
	17 $\frac{3}{8}$	15 $\frac{5}{8}$	28 $\frac{3}{16}$	84	12	VSV1618SMFF		\$1,347	\$1,483



- chassis grommet available, specify and add \$51 list
 - letter width pedestal
 - locking available, specify and add \$83 list
- Note: This unit is ONLY to be used with Shell Desks, Credenzas and Returns

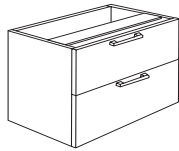
Description	D	W	H	CTN WT	CU FT	① Model	Laminate	Essentials Veneer	Artisan Veneer
Modular Shell Hinged Door Pedestal	17 $\frac{3}{8}$	36	28 $\frac{5}{16}$	115	14	VST3618SMSC	\$943		
	17 $\frac{3}{8}$	36	28 $\frac{5}{16}$	115	14	VSV3618SMSC		\$1,629	\$1,793
	17 $\frac{3}{8}$	30	28 $\frac{5}{16}$	111	12	VST3018SMSC	\$887		
	17 $\frac{3}{8}$	30	28 $\frac{5}{16}$	111	12	VSV3018SMSC		\$1,556	\$1,711



- chassis grommet available, specify and add \$51 list
- adjustable shelf in storage cabinet
- locking available, specify and add \$49 list

Note: These units are ONLY to be used with Shell Desks, Credenzas and Returns.

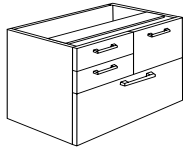
Modular Shell Lateral File Pedestal	17 $\frac{3}{8}$	36	28 $\frac{5}{16}$	128	14	VST3618SMLF	\$1,042		
	17 $\frac{3}{8}$	36	28 $\frac{5}{16}$	128	14	VSV3618SMLF		\$1,537	\$1,692
	17 $\frac{3}{8}$	30	28 $\frac{5}{16}$	123	12	VST3018SMLF	\$1,023		
	17 $\frac{3}{8}$	30	28 $\frac{5}{16}$	123	12	VSV3018SMLF		\$1,506	\$1,657



- one end panel grommet available, specify chassis grommet add \$51 list
- locking available, specify and add \$116 list

Note: These units are ONLY to be used with Shell Desks, Credenzas and Returns.

Modular Shell Multi-File Pedestal	17 $\frac{3}{8}$	30	28 $\frac{5}{16}$	147	12	VST3018SMRM	\$1,146		
	17 $\frac{3}{8}$	30	28 $\frac{5}{16}$	147	12	VSV3018SMRM		\$1,684	\$1,851
	17 $\frac{3}{8}$	30	28 $\frac{5}{16}$	147	12	VST3018SMLM	\$1,146		
	17 $\frac{3}{8}$	30	28 $\frac{5}{16}$	147	12	VSV3018SMLM		\$1,684	\$1,851



right shown

- one end panel grommet available, specify chassis grommet add \$51 list
- locking available, specify and add \$116 list
- top file drawer determines left or right

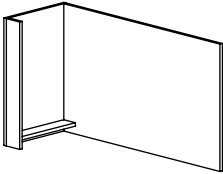
Note: These units are ONLY to be used with Shell Desks, Credenzas and Returns.

To Order, Specify:

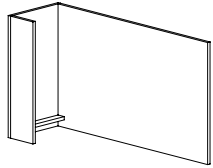
① Model Number Laminate - VST Veneer - VSV

- ② Worksurface Material (see page [VI3](#))
 - a.) TFL
 - b.) HPL
- ③ Laminate Color (see page [VI3](#))
 - a.) Worksurface Color
 - b.) Chassis Color
 - c.) Drawer Color

- ④ Edge Profile (see page [VI4](#))
- ⑤ Pull Style and Color (see page [VI5](#))
- ⑥ Optional Grommet Location & Color (see page [VI6](#))
- ⑦ Other Product Options (see page [VI10](#))
- ⑧ Accessories (see page [VS314](#))
- ⑨ Power and Data Options (see page [VS324](#))

Description	D	W	H	CTN WT	CU FT	① Model	Laminate	Essentials Veneer	Artisan Veneer
18" d Modular Wing End Support  right shown	47%	18	28 ⁵ / ₁₆	59	16	VST1848WEAR	\$446		
	47%	18	28 ⁵ / ₁₆	59	16	VSV1848WEAR		\$857	\$944
	47%	18	28 ⁵ / ₁₆	59	16	VST1848WEAL	\$446		
	47%	18	28 ⁵ / ₁₆	59	16	VSV1848WEAL		\$857	\$944
	41%	18	28 ⁵ / ₁₆	55	14	VST1842WEAR	\$433		
	41%	18	28 ⁵ / ₁₆	55	14	VSV1842WEAR		\$841	\$925
	41%	18	28 ⁵ / ₁₆	55	14	VST1842WEAL	\$433		
	41%	18	28 ⁵ / ₁₆	55	14	VSV1842WEAL		\$841	\$925
	35%	18	28 ⁵ / ₁₆	51	12	VST1836WEAR	\$419		
	35%	18	28 ⁵ / ₁₆	51	12	VSV1836WEAR		\$826	\$908
	35%	18	28 ⁵ / ₁₆	51	12	VST1836WEAL	\$419		
	35%	18	28 ⁵ / ₁₆	51	12	VSV1836WEAL		\$826	\$908
	29%	18	28 ⁵ / ₁₆	46	10	VST1830WEAR	\$407		
	29%	18	28 ⁵ / ₁₆	46	10	VSV1830WEAR		\$810	\$891
	29%	18	28 ⁵ / ₁₆	46	10	VST1830WEAL	\$407		
	29%	18	28 ⁵ / ₁₆	46	10	VSV1830WEAL		\$810	\$891
	23%	18	28 ⁵ / ₁₆	42	9	VST1824WEAR	\$394		
	23%	18	28 ⁵ / ₁₆	42	9	VSV1824WEAR		\$792	\$873
	23%	18	28 ⁵ / ₁₆	42	9	VST1824WEAL	\$394		
	23%	18	28 ⁵ / ₁₆	42	9	VSV1824WEAL		\$792	\$873
19%	18	28 ⁵ / ₁₆	38	7	VST1820WEAR	\$388			
19%	18	28 ⁵ / ₁₆	38	7	VSV1820WEAR		\$778	\$855	
19%	18	28 ⁵ / ₁₆	38	7	VST1820WEAL	\$388			
19%	18	28 ⁵ / ₁₆	38	7	VSV1820WEAL		\$778	\$855	

- chassis grommet available, specify and add \$51 list

Description	D	W	H	CTN WT	CU FT	① Model	Laminate	Essentials Veneer	Artisan Veneer
 <p>right shown</p>	47 $\frac{5}{8}$	15 $\frac{5}{8}$	28 $\frac{5}{16}$	58	16	VST1648WEAR	\$404		
	47 $\frac{5}{8}$	15 $\frac{5}{8}$	28 $\frac{5}{16}$	58	16	VSV1648WEAR		\$783	\$862
	47 $\frac{5}{8}$	15 $\frac{5}{8}$	28 $\frac{5}{16}$	58	16	VST1648WEAL	\$404		
	47 $\frac{5}{8}$	15 $\frac{5}{8}$	28 $\frac{5}{16}$	58	16	VSV1648WEAL		\$783	\$862
	41 $\frac{5}{8}$	15 $\frac{5}{8}$	28 $\frac{5}{16}$	54	14	VST1642WEAR	\$391		
	41 $\frac{5}{8}$	15 $\frac{5}{8}$	28 $\frac{5}{16}$	54	14	VSV1642WEAR		\$766	\$842
	41 $\frac{5}{8}$	15 $\frac{5}{8}$	28 $\frac{5}{16}$	54	14	VST1642WEAL	\$391		
	41 $\frac{5}{8}$	15 $\frac{5}{8}$	28 $\frac{5}{16}$	54	14	VSV1642WEAL		\$766	\$842
	35 $\frac{5}{8}$	15 $\frac{5}{8}$	28 $\frac{5}{16}$	50	12	VST1636WEAR	\$376		
	35 $\frac{5}{8}$	15 $\frac{5}{8}$	28 $\frac{5}{16}$	50	12	VSV1636WEAR		\$749	\$826
	35 $\frac{5}{8}$	15 $\frac{5}{8}$	28 $\frac{5}{16}$	50	12	VST1636WEAL	\$376		
	35 $\frac{5}{8}$	15 $\frac{5}{8}$	28 $\frac{5}{16}$	50	12	VSV1636WEAL		\$749	\$826
	29 $\frac{5}{8}$	15 $\frac{5}{8}$	28 $\frac{5}{16}$	45	10	VST1630WEAR	\$365		
	29 $\frac{5}{8}$	15 $\frac{5}{8}$	28 $\frac{5}{16}$	45	10	VSV1630WEAR		\$735	\$809
	29 $\frac{5}{8}$	15 $\frac{5}{8}$	28 $\frac{5}{16}$	45	10	VST1630WEAL	\$365		
	29 $\frac{5}{8}$	15 $\frac{5}{8}$	28 $\frac{5}{16}$	45	10	VSV1630WEAL		\$735	\$809
	23 $\frac{5}{8}$	15 $\frac{5}{8}$	28 $\frac{5}{16}$	41	9	VST1624WEAR	\$352		
	23 $\frac{5}{8}$	15 $\frac{5}{8}$	28 $\frac{5}{16}$	41	9	VSV1624WEAR		\$716	\$788
	23 $\frac{5}{8}$	15 $\frac{5}{8}$	28 $\frac{5}{16}$	41	9	VST1624WEAL	\$352		
	23 $\frac{5}{8}$	15 $\frac{5}{8}$	28 $\frac{5}{16}$	41	9	VSV1624WEAL		\$716	\$788
19 $\frac{5}{8}$	15 $\frac{5}{8}$	28 $\frac{5}{16}$	37	7	VST1620WEAR	\$345			
19 $\frac{5}{8}$	15 $\frac{5}{8}$	28 $\frac{5}{16}$	37	7	VSV1620WEAR		\$702	\$773	
19 $\frac{5}{8}$	15 $\frac{5}{8}$	28 $\frac{5}{16}$	37	7	VST1620WEAL	\$345			
19 $\frac{5}{8}$	15 $\frac{5}{8}$	28 $\frac{5}{16}$	37	7	VSV1620WEAL		\$702	\$773	

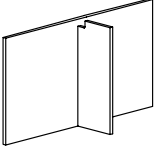
- chassis grommet available, specify and add \$51 list

To Order, Specify:

① Model Number Laminate - VST Veneer - VSV

- ② Worksurface Material (see page [VI3](#))
 - a.) TFL
 - b.) HPL
- ③ Laminate Color (see page [VI3](#))
 - a.) Worksurface Color
 - b.) Chassis Color
 - c.) Drawer Color
- ② Finish Color (see page [VI1](#))

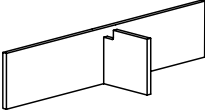
- ④ Edge Profile (see page [VI4](#))
- ⑤ Pull Style and Color (see page [VI5](#))
- ⑥ Optional Grommet Location & Color (see page [VI6](#))
- ⑦ Other Product Options (see page [VI10](#))
- ⑧ Accessories (see page [VS314](#))
- ⑨ Power and Data Options (see page [VS324](#))

Description	D	W	H	CTN WT	CU FT	① Model	Laminate	Essentials Veneer	Artisan Veneer
Full Height "T" Supports 	9¾	59½	28⅝	48	13	VST1060TSP	\$395		
	9¾	59½	28⅝	48	13	VSV1060TSP		\$753	\$829
	9¾	47⅝	28⅝	42	11	VST1048TSP	\$317		
	9¾	47⅝	28⅝	42	11	VSV1048TSP		\$633	\$697
	9¾	41⅝	28⅝	38	9	VST1042TSP	\$305		
	9¾	41⅝	28⅝	38	9	VSV1042TSP		\$617	\$680
	9¾	35⅝	28⅝	32	8	VST1036TSP	\$294		
	9¾	35⅝	28⅝	32	8	VSV1036TSP		\$604	\$663
	9¾	29⅝	28⅝	28	7	VST1030TSP	\$281		
	9¾	29⅝	28⅝	28	7	VSV1030TSP		\$586	\$646
	9¾	23⅝	28⅝	24	6	VST1024TSP	\$271		
	9¾	23⅝	28⅝	24	6	VSV1024TSP		\$570	\$627
	9¾	19⅝	28⅝	21	5	VST1020TSP	\$263		
	9¾	19⅝	28⅝	21	5	VSV1020TSP		\$561	\$616

- use with peninsula or modular tops
- chassis grommet available, specify and add \$51 list

Full Height End Support with Metal Braces 	9¾	59½	28⅝	46	8	VST1060ASP	\$395		
	9¾	59½	28⅝	46	8	VSV1060ASP		\$753	\$829
	9¾	47⅝	28⅝	40	7	VST1048ASP	\$317		
	9¾	47⅝	28⅝	40	7	VSV1048ASP		\$633	\$697
	9¾	41⅝	28⅝	37	6	VST1042ASP	\$305		
	9¾	41⅝	28⅝	37	6	VSV1042ASP		\$617	\$680
	9¾	35⅝	28⅝	30	5	VST1036ASP	\$294		
	9¾	35⅝	28⅝	30	5	VSV1036ASP		\$604	\$663
	9¾	29⅝	28⅝	26	5	VST1030ASP	\$281		
	9¾	29⅝	28⅝	26	5	VSV1030ASP		\$586	\$646
	9¾	23⅝	28⅝	22	4	VST1024ASP	\$271		
	9¾	23⅝	28⅝	22	4	VSV1024ASP		\$570	\$627
	9¾	19⅝	28⅝	19	3	VST1020ASP	\$263		
	9¾	19⅝	28⅝	19	3	VSV1020ASP		\$561	\$616

- use with peninsula or modular tops
- chassis grommet available, specify and add \$51 list

Description	D	W	H	CTN WT	CU FT	① Model	Laminate	Essentials Veneer	Artisan Veneer
 Bench Height “T” Supports	9¾	59¾	8½	21	6	VSTB1060TSP	\$271		
	9¾	59¾	8½	21	6	VSVB1060TSP		\$567	\$624
	9¾	47¾	8½	18	4	VSTB1048TSP	\$260		
	9¾	47¾	8½	18	4	VSVB1048TSP		\$554	\$609
	9¾	41¾	8½	16	4	VSTB1042TSP	\$254		
	9¾	41¾	8½	16	4	VSVB1042TSP		\$546	\$602
	9¾	35¾	8½	15	3	VSTB1036TSP	\$248		
	9¾	35¾	8½	15	3	VSVB1036TSP		\$542	\$597
	9¾	29¾	8½	14	3	VSTB1030TSP	\$242		
	9¾	29¾	8½	14	3	VSVB1030TSP		\$535	\$588
	9¾	23¾	8½	12	2	VSTB1024TSP	\$237		
	9¾	23¾	8½	12	2	VSVB1024TSP		\$530	\$583
	9¾	19¾	8½	11	2	VSTB1020TSP	\$235		
	9¾	19¾	8½	11	2	VSVB1020TSP		\$527	\$580

- use with modular tops or bench height configurations
- chassis grommet available, specify and add \$51 list

 Bench Height Support with Metal Braces	9¾	19¾	8½	19	3	VSTB1060ASP	\$324		
	9¾	19¾	8½	19	3	VSVB1060ASP		\$612	\$674
	9¾	19¾	8½	16	2	VSTB1048ASP	\$260		
	9¾	19¾	8½	16	2	VSVB1048ASP		\$554	\$609
	9¾	19¾	8½	14	2	VSTB1042ASP	\$254		
	9¾	19¾	8½	14	2	VSVB1042ASP		\$546	\$602
	9¾	19¾	8½	13	2	VSTB1036ASP	\$248		
	9¾	19¾	8½	13	2	VSVB1036ASP		\$542	\$597
	9¾	19¾	8½	12	2	VSTB1030ASP	\$242		
	9¾	19¾	8½	12	2	VSVB1030ASP		\$535	\$588
	9¾	19¾	8½	10	1	VSTB1024ASP	\$237		
	9¾	19¾	8½	10	1	VSVB1024ASP		\$530	\$583
	9¾	19¾	8½	9	1	VSTB1020ASP	\$235		
	9¾	19¾	8½	9	1	VSVB1020ASP		\$527	\$580

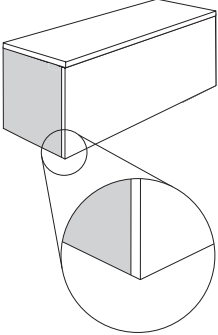
- use with modular tops or bench height configurations
- chassis grommet available, specify and add \$51 list

To Order, Specify:

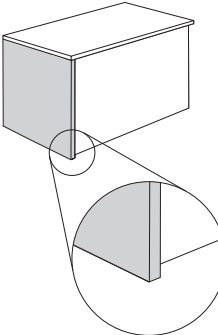
① Model Number Laminate - VST Veneer - VSV

- ② Worksurface Material (see page [VI3](#))
 - a.) TFL
 - b.) HPL
- ③ Laminate Color (see page [VI3](#))
 - a.) Worksurface Color
 - b.) Chassis Color
 - c.) Drawer Color

- ④ Edge Profile (see page [VI4](#))
- ⑤ Pull Style and Color (see page [VI5](#))
- ⑥ Optional Grommet Location & Color (see page [VI6](#))
- ⑦ Other Product Options (see page [VI10](#))
- ⑧ Accessories (see page [VS314](#))
- ⑨ Power and Data Options (see page [VS324](#))

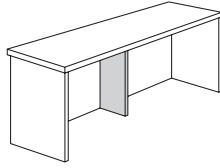
Description	D	W	H	CTN WT	CU FT	① Model	Laminate	Essentials Veneer	Artisan Veneer
Modular End Panel for Shell Desks and Credenzas 	¾	46⅞	28⅞	31	4	VST47EP	\$250		
	¾	46⅞	28⅞	31	4	VSV47EP		\$496	\$545
	¾	40⅞	28⅞	27	4	VST41EP	\$238		
	¾	40⅞	28⅞	27	4	VSV41EP		\$482	\$530
	¾	34⅞	28⅞	23	3	VST35EP	\$225		
	¾	34⅞	28⅞	23	3	VSV35EP		\$463	\$509
	¾	28⅞	28⅞	18	3	VST29EP	\$211		
	¾	28⅞	28⅞	18	3	VSV29EP		\$448	\$493
	¾	22⅞	28⅞	14	2	VST23EP	\$199		
	¾	22⅞	28⅞	14	2	VSV23EP		\$431	\$474
	¾	18⅞	28⅞	13	2	VST19EP	\$191		
	¾	18⅞	28⅞	13	2	VSV19EP		\$419	\$461

- use to create desk or credenza using modular top and modesty panel
- see pages [VS146-VS153](#) for modesty panels and pages [VI25-VI27](#) for selection guide
- chassis grommet available, specify and add \$51 list
- metal attachment brackets field installed to allow for use as right or left

Modular End Panel for Return Shell 	¾	47⅞	28⅞	31	4	VST48EP	\$250		
	¾	47⅞	28⅞	31	4	VSV48EP		\$496	\$545
	¾	41⅞	28⅞	27	4	VST42EP	\$238		
	¾	41⅞	28⅞	27	4	VSV42EP		\$482	\$530
	¾	35⅞	28⅞	23	3	VST36EP	\$225		
	¾	35⅞	28⅞	23	3	VSV36EP		\$463	\$509
	¾	29⅞	28⅞	19	3	VST30EP	\$211		
	¾	29⅞	28⅞	19	3	VSV30EP		\$448	\$493
	¾	23⅞	28⅞	15	2	VST24EP	\$199		
	¾	23⅞	28⅞	15	2	VSV24EP		\$431	\$474
	¾	19⅞	28⅞	13	2	VST20EP	\$191		
	¾	19⅞	28⅞	13	2	VSV20EP		\$419	\$461

- use to create return shell using modular top and modesty panel
- see pages [VS146-VS153](#) for modesty panels and pages [VI25-VI27](#) for selection guide
- chassis grommet available, specify and add \$51 list
- metal attachment brackets field installed to allow for use as right or left

Description	D	W	H	CTN WT	CU FT	① Model	Laminate	Essentials Veneer	Artisan Veneer
Modular Center Support Panel	¾	12	28¾ ₁₆	8	1	VST12SP	\$176		
	¾	12	28¾ ₁₆	8	1	VSV12SP		\$401	\$440



- for use with modular configurations with an unsupported span greater than 48"
- NOT FOR USE ON THE END OF THE UNIT. Used as additional support for center of top
- MUST be used in conjunction with a modesty panel
- see pages [VS146-VS153](#) for modesty panels and pages [VI25-VI27](#) for selection guide
- metal attachment brackets field installed

Description	D	W	H	CTN WT	CU FT	① Model	List Price
Metal Support Rail for Modular Work Surface	2	67	¾	5	1	GP0267SB	\$116
	2	61	¾	5	1	GP0261SB	\$103
	2	55	¾	4	1	GP0255SB	\$97
	2	49	¾	4	1	GP0249SB	\$88
	2	43	¾	3	1	GP0243SB	\$83



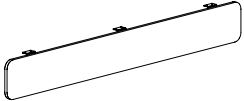
- black metal
- includes screws for attachment to worksurfaces 1" thick and greater
- required when worksurfaces unsupported span is greater than 48"
- GP0267SB used where unsupported width span is 67" to 74"
- GP0261SB used where unsupported width span is 63" to 68"
- GP0255SB used where unsupported width span is 57" to 62"
- GP0249SB used where unsupported width span is 51" to 56"
- GP0243SB used where unsupported width span is 49" to 50"
- 30"d tops with unsupported span 63"-74" require 2 rails; 36"d & 42"d tops require 2 rails

To Order, Specify:

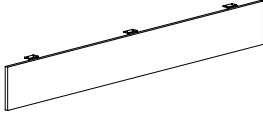
① Model Number Laminate - VST Veneer - VSV

- ② Worksurface Material (see page [VI3](#))
 - a.) TFL
 - b.) HPL
- ③ Laminate Color (see page [VI3](#))
 - a.) Worksurface Color
 - b.) Chassis Color
 - c.) Drawer Color

- ④ Edge Profile (see page [VI4](#))
- ⑤ Pull Style and Color (see page [VI5](#))
- ⑥ Optional Grommet Location & Color (see page [VI6](#))
- ⑦ Other Product Options (see page [VI10](#))
- ⑧ Accessories (see page [VS314](#))
- ⑨ Power and Data Options (see page [VS324](#))

Description	D	W	H	CTN WT	CU FT	① Model	Laminate	Essentials Veneer	Artisan Veneer
Rounded Corner Hanging Modesty Panel 	¾	77%	10	19	3	VST7810HMPR	\$354		
	¾	77%	10	19	3	VSV7810HMPR		\$772	\$850
	¾	71%	10	18	3	VST7210HMPR	\$346		
	¾	71%	10	18	3	VSV7210HMPR		\$763	\$838
	¾	65%	10	17	2	VST6610HMPR	\$338		
	¾	65%	10	17	2	VSV6610HMPR		\$757	\$832
	¾	59%	10	15	2	VST6010HMPR	\$329		
	¾	59%	10	15	2	VSV6010HMPR		\$748	\$824
	¾	53%	10	14	2	VST5410HMPR	\$322		
	¾	53%	10	14	2	VSV5410HMPR		\$739	\$813
	¾	47%	10	12	2	VST4810HMPR	\$303		
	¾	47%	10	12	2	VSV4810HMPR		\$725	\$798
	¾	41%	10	11	2	VST4210HMPR	\$299		
	¾	41%	10	11	2	VSV4210HMPR		\$713	\$785
	¾	35%	10	10	2	VST3610HMPR	\$292		
	¾	35%	10	10	2	VSV3610HMPR		\$707	\$779
¾	29%	10	8	1	VST3010HMPR	\$287			
¾	29%	10	8	1	VSV3010HMPR		\$700	\$771	

- use with table desk, peninsula desk or run-off desk
- laminates up to 60"w runs vertical grain; wider than 60" will run horizontal grain
- veneer runs vertical grain
- mounting bracket is always Black

Description	D	W	H	CTN WT	CU FT	① Model	Laminate	Essentials Veneer	Artisan Veneer
Square Corner Hanging Modesty Panel 	¾	77½	10	19	3	VST7810HMPS	\$260		
	¾	77½	10	19	3	VSV7810HMPS		\$689	\$758
	¾	71½	10	18	3	VST7210HMPS	\$252		
	¾	71½	10	18	3	VSV7210HMPS		\$680	\$748
	¾	65½	10	17	2	VST6610HMPS	\$248		
	¾	65½	10	17	2	VSV6610HMPS		\$672	\$739
	¾	59½	10	15	2	VST6010HMPS	\$242		
	¾	59½	10	15	2	VSV6010HMPS		\$663	\$730
	¾	53½	10	14	2	VST5410HMPS	\$237		
	¾	53½	10	14	2	VSV5410HMPS		\$657	\$724
	¾	47½	10	12	2	VST4810HMPS	\$220		
	¾	47½	10	12	2	VSV4810HMPS		\$642	\$706
	¾	41½	10	11	2	VST4210HMPS	\$215		
	¾	41½	10	11	2	VSV4210HMPS		\$631	\$696
	¾	35½	10	10	2	VST3610HMPS	\$210		
	¾	35½	10	10	2	VSV3610HMPS		\$625	\$688
¾	29½	10	8	1	VST3010HMPS	\$202			
¾	29½	10	8	1	VSV3010HMPS		\$617	\$680	

- use with table desk, peninsula desk or run-off desk
- laminates up to 60" w runs vertical grain; wider than 60" will run horizontal grain
- veneer runs vertical grain
- mounting bracket is always Black

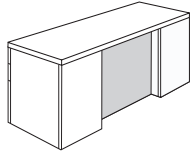
To Order, Specify:

① Model Number Laminate - VST Veneer - VSV

- ② Worksurface Material (see page [VI3](#))
 - a.) TFL
 - b.) HPL
- ③ Laminate Color (see page [VI3](#))
 - a.) Worksurface Color
 - b.) Chassis Color
 - c.) Drawer Color

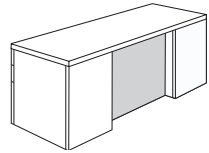
- ④ Edge Profile (see page [VI4](#))
- ⑤ Pull Style and Color (see page [VI5](#))
- ⑥ Optional Grommet Location & Color (see page [VI6](#))
- ⑦ Other Product Options (see page [VI10](#))
- ⑧ Accessories (see page [VS314](#))
- ⑨ Power and Data Options (see page [VS324](#))

Description	D	W	H	CTN WT	CU FT	① Model	Laminate	Essentials Veneer	Artisan Veneer
Modular Break Front Desk and Credenza Modesty Panel - 15 5/8" Pedestal	3/4	58 3/8	28	35	4	VST5928MDDE	\$305		
	3/4	59 3/8	28	35	4	VSV5928MDDE		\$556	\$611
	3/4	52 3/8	28	31	4	VST5328MDDE	\$290		
	3/4	52 3/8	28	31	4	VSV5328MDDE		\$539	\$594
	3/4	46 3/8	28	28	4	VST4728MDDE	\$272		
	3/4	46 3/8	28	28	4	VSV4728MDDE		\$520	\$572
	3/4	40 3/8	28	24	4	VST4128MDDE	\$258		
	3/4	40 3/8	28	24	4	VSV4128MDDE		\$501	\$553
	3/4	34 3/8	28	21	3	VST3528MDDE	\$243		
	3/4	34 3/8	28	21	3	VSV3528MDDE		\$486	\$534
	3/4	28 3/8	28	17	2	VST2928MDDE	\$208		
	3/4	28 3/8	28	17	2	VSV2928MDDE		\$474	\$522

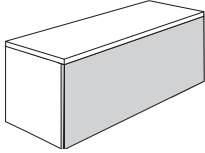
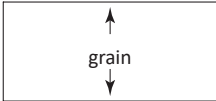


- use with combination or 15 5/8" w pedestals and/or wing end assemblies
 - chassis grommet available, specify and add \$51 list
 - see specification guide on pages [VI25-VI27](#) to determine proper size and model for your application
- Note: If desired application is not listed contact customer service for a quote.

Modular Break Front Desk and Credenza Modesty Panel - 18" Pedestal	3/4	53 3/8	28	39	4	VST5428MDDE	\$292		
	3/4	53 3/8	28	39	4	VSV5428MDDE		\$541	\$597
	3/4	47 3/8	28	35	4	VST4828MDDE	\$276		
	3/4	47 3/8	28	35	4	VSV4828MDDE		\$524	\$576
	3/4	41 3/8	28	31	3	VST4228MDDE	\$259		
	3/4	41 3/8	28	31	3	VSV4228MDDE		\$504	\$556
	3/4	35 3/8	28	27	3	VST3628MDDE	\$244		
	3/4	35 3/8	28	27	3	VSV3628MDDE		\$488	\$537
	3/4	29 3/8	28	23	3	VST3028MDDE	\$220		
	3/4	29 3/8	28	23	3	VSV3028MDDE		\$476	\$524
	3/4	23 3/8	28	19	2	VST2428MDDE	\$210		
	3/4	23 3/8	28	19	2	VSV2428MDDE		\$460	\$506



- use with combination or 18" w pedestals and/or wing end assemblies
 - chassis grommet available, specify and add \$51 list
 - see specification guide on pages [VI25-VI27](#) to determine proper size and model for your application
- Note: If desired application is not listed contact customer service for a quote.

Description	D	W	H	CTN WT	CU FT	① Model	Laminate	Essentials Veneer	Artisan Veneer
Modular Desk and Credenza Overlay Back Panels - Vertical Grain  	¾	107⅞	28	76	8	VSV10828MBK		\$735	\$809
	¾	101⅞	28	72	7	VSV10228MBK		\$713	\$785
	¾	95⅞	28	68	7	VSV9628MBK		\$694	\$763
	¾	89⅞	28	64	6	VSV9028MBK		\$671	\$739
	¾	83⅞	28	60	6	VSV8428MBK		\$668	\$735
	¾	77⅞	28	55	6	VSV7828MBK		\$649	\$714
	¾	71⅞	28	51	5	VSV7228MBK		\$633	\$697
	¾	65⅞	28	47	5	VSV6628MBK		\$614	\$676
	¾	59⅞	28	35	4	VST6028MBK	\$311		
	¾	59⅞	28	35	4	VSV6028MBK		\$570	\$627
	¾	53⅞	28	32	4	VST5428MBK	\$297		
	¾	53⅞	28	32	4	VSV5428MBK		\$541	\$597
	¾	47⅞	28	28	4	VST4828MBK	\$280		
	¾	47⅞	28	28	4	VSV4828MBK		\$524	\$576
	¾	41⅞	28	25	3	VST4228MBK	\$264		
	¾	41⅞	28	25	3	VSV4228MBK		\$504	\$556
	¾	35⅞	28	21	3	VST3628MBK	\$248		
	¾	35⅞	28	21	3	VSV3628MBK		\$496	\$545
¾	29⅞	28	18	2	VST3028MBK	\$226			
¾	29⅞	28	18	2	VSV3028MBK		\$480	\$529	

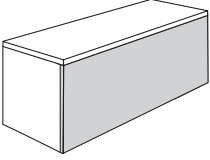

- use with modular pedestals and/or modular end panel for shell desk and credenza
 - panel overlays the back of pedestals or end panel
 - finished on both sides so can be used for open kneespace or shell applications
 - chassis grommet available, specify and add \$51 list
 - see specification guide on pages [VI25-VI27](#) to determine proper size and model for your application
- Note: If desired application is not listed contact customer service for a quote.

To Order, Specify:

① Model Number Laminate - VST Veneer - VSV

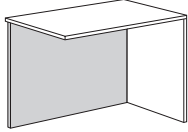
- ② Worksurface Material (see page [VI3](#))
 - a.) TFL
 - b.) HPL
- ③ Laminate Color (see page [VI3](#))
 - a.) Worksurface Color
 - b.) Chassis Color
 - c.) Drawer Color
- ④ Finish Color (see page [VI1](#))

- ④ Edge Profile (see page [VI4](#))
- ⑤ Pull Style and Color (see page [VI5](#))
- ⑥ Optional Grommet Location & Color (see page [VI6](#))
- ⑦ Other Product Options (see page [VI10](#))
- ⑧ Accessories (see page [VS314](#))
- ⑨ Power and Data Options (see page [VS324](#))

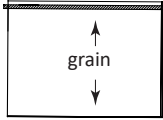
Description	D	W	H	CTN WT	CU FT	① Model	List Price
Modular Desk and Credenza Overlay Back Panel - Horizontal Grain  	¾	107⅞	28	76	8	VST28108MBK	\$450
	¾	101⅞	28	72	7	VST28102MBK	\$430
	¾	95⅞	28	68	7	VST2896MBK	\$410
	¾	89⅞	28	64	6	VST2890MBK	\$391
	¾	83⅞	28	60	6	VST2884MBK	\$370
	¾	77⅞	28	55	6	VST2878MBK	\$350
	¾	71⅞	28	51	5	VST2872MBK	\$331
	¾	65⅞	28	47	5	VST2866MBK	\$311
	¾	59⅞	28	43	5	VST2860MBK	\$291
	¾	53⅞	28	39	4	VST2854MBK	\$268
	¾	47⅞	28	35	4	VST2848MBK	\$249
	¾	41⅞	28	31	3	VST2842MBK	\$229
	¾	35⅞	28	27	3	VST2836MBK	\$209
	¾	29⅞	28	23	3	VST2830MBK	\$189

- use with modular pedestals and/or modular end panel for shell desk and credenza
 - panel overlays the back of pedestals or end panel
 - horizontal grain direction due to panel size limitations
 - finished on both sides so can be used for open kneespace or shell applications
 - chassis grommet available, specify and add \$51 list
 - see specification guide on pages [VI25-VI27](#) to determine proper size and model for your application
- Note: If desired application is not listed contact customer service for a quote.

Description	D	W	H	CTN WT	CU FT	① Model	Laminate	Essentials Veneer	Artisan Veneer
Modular Shell Return	¾	84¼ ₁₆	28	60	6	VSV8528MDRS		\$662	\$729
Modesty Panel - Vertical Grain	¾	78¼ ₁₆	28	60	6	VSV7928MDRS		\$638	\$702
	¾	72¼ ₁₆	28	56	6	VSV7328MDRS		\$613	\$674
	¾	66¼ ₁₆	28	56	6	VSV6728MDRS		\$589	\$648
	¾	60¼ ₁₆	28	52	5	VSV6128MDRS		\$575	\$633
	¾	54¼ ₁₆	28	32	4	VST5528MDRS	\$283		
	¾	54¾ ₁₆	28	32	4	VSV5528MDRS		\$543	\$598
	¾	48¼ ₁₆	28	28	4	VST4928MDRS	\$268		
	¾	48¼ ₁₆	28	28	4	VSV4928MDRS		\$518	\$569
	¾	42¼ ₁₆	28	25	3	VST4328MDRS	\$257		
	¾	42¼ ₁₆	28	25	3	VSV4328MDRS		\$506	\$558
	¾	36¼ ₁₆	28	21	3	VST3728MDRS	\$244		
	¾	36¼ ₁₆	28	21	3	VSV3728MDRS		\$492	\$541



top view approach side



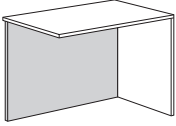
user side

- use with modular end panels for return shell, see page [VS142](#)
- chassis grommet available, specify and add \$51 list
- vertical grain direction
- modesty panel extends 7/8" beyond the end of the top to attach to the inside of the wind end of adjacent desk
- modesty panel is inset 13/16" from the approach side of return
- can be used for left or right unit
- panel includes screw holes on end for hookup of connecting unit wing end panel
- see specification guide on pages [VI25-VI27](#) to determine proper size and model for your application

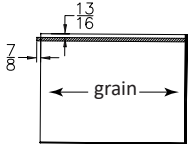
To Order, Specify:

① Model Number	Laminate - VST	Veneer - VSV
	<ul style="list-style-type: none"> ② Worksurface Material (see page VI3) <ul style="list-style-type: none"> a.) TFL b.) HPL ③ Laminate Color (see page VI3) <ul style="list-style-type: none"> a.) Worksurface Color b.) Chassis Color c.) Drawer Color 	<ul style="list-style-type: none"> ② Finish Color (see page VI1) ④ Edge Profile (see page VI4) ⑤ Pull Style and Color (see page VI5) ⑥ Optional Grommet Location & Color (see page VI6) ⑦ Other Product Options (see page VI10) ⑧ Accessories (see page VS314) ⑨ Power and Data Options (see page VS324)

Description	D	W	H	CTN WT	CU FT	① Model	List Price
Modular Shell Return	$\frac{3}{4}$	$84\frac{1}{16}$	28	52	5	VST2885MDRS	\$357
Modesty Panel - Horizontal Grain	$\frac{3}{4}$	$78\frac{1}{16}$	28	47	5	VST2879MDRS	\$345
	$\frac{3}{4}$	$72\frac{1}{16}$	28	47	5	VST2873MDRS	\$331
	$\frac{3}{4}$	$66\frac{1}{16}$	28	43	5	VST2867MDRS	\$311
	$\frac{3}{4}$	$60\frac{1}{16}$	28	43	5	VST2861MDRS	\$300

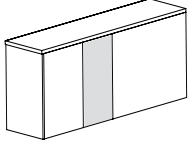


top view
approach side



user side

- use with modular end panels for return shell, see page [VS142](#)
- chassis grommet available, specify and add \$51 list
- horizontal grain direction due to panel size limitations
- modesty panel extends $\frac{7}{8}$ " beyond the end of the top to attach to the inside of the wind end of adjacent desk
- modesty panel is inset $\frac{13}{16}$ " from the approach side of return
- can be used for left or right unit
- panel includes screw holes on end for hookup of connecting unit wing end panel
- see specification guide on pages [VI25-VI27](#) to determine proper size and model for your application

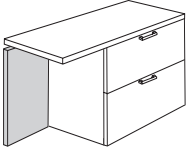
Description	D	W	H	CTN WT	CU FT	① Model	Laminate	Essentials Veneer	Artisan Veneer
Modular Credenza Modesty Panels 	¾	56¾	28	34	5	VST5728MDCG	\$286		
	¾	56¾	28	34	5	VSV5728MDCG		\$543	\$598
	¾	50¾	28	30	4	VST5128MDCG	\$276		
	¾	50¾	28	30	4	VSV5128MDCG		\$521	\$572
	¾	44¾	28	26	4	VST4528MDCG	\$263		
	¾	44¾	28	26	4	VSV4528MDCG		\$514	\$566
	¾	38¾	28	23	4	VST3928MDCG	\$249		
	¾	38¾	28	23	4	VSV3928MDCG		\$499	\$547
	¾	32¾	28	19	3	VST3328MDCG	\$235		
	¾	32¾	28	19	3	VSV3328MDCG		\$476	\$523
	¾	26¾	28	16	2	VST2728MDCG	\$220		
	¾	26¾	28	16	2	VSV2728MDCG		\$468	\$515
	¾	20¾	28	12	2	VST2128MDCG	\$206		
	¾	20¾	28	12	2	VSV2128MDCG		\$474	\$522
	¾	14¾	28	9	2	VST1528MDCG	\$196		
¾	14¾	28	9	2	VSV1528MDCG		\$438	\$483	

- use with one lateral file width pedestal and one 15 ¾" wing end assembly
 - chassis grommet available, specify and add \$51 list
 - see specification guide on pages [VI25-VI27](#) to determine proper size and model for your application
- Note: If desired application is not listed contact customer service for a quote.

To Order, Specify:

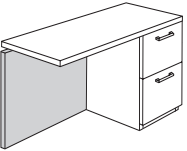
① Model Number Laminate - VST Veneer - VSV

- | | | |
|---|--|---|
| <p>② Worksurface Material (see page VI3)</p> <p>a.) TFL</p> <p>b.) HPL</p> <p>③ Laminate Color (see page VI3)</p> <p>a.) Worksurface Color</p> <p>b.) Chassis Color</p> <p>c.) Drawer Color</p> | <p>② Finish Color (see page VI1)</p> | <p>④ Edge Profile (see page VI4)</p> <p>⑤ Pull Style and Color (see page VI5)</p> <p>⑥ Optional Grommet Location & Color (see page VI6)</p> <p>⑦ Other Product Options (see page VI10)</p> <p>⑧ Accessories (see page VS314)</p> <p>⑨ Power and Data Options (see page VS324)</p> |
|---|--|---|

Description	D	W	H	CTN WT	CU FT	① Model	Laminate	Essentials Veneer	Artisan Veneer
Modular Pedestal Return Modesty Panel 	¾	54 ¹⁵ / ₁₆	28	40	4	VST5528MDRB	\$283		
	¾	54 ¹⁵ / ₁₆	28	40	4	VSV5528MDRB		\$543	\$598
	¾	48 ¹⁵ / ₁₆	28	36	4	VST4928MDRB	\$268		
	¾	48 ¹⁵ / ₁₆	28	36	4	VSV4928MDRB		\$518	\$569
	¾	42 ¹⁵ / ₁₆	28	32	3	VST4328MDRB	\$257		
	¾	42 ¹⁵ / ₁₆	28	32	3	VSV4328MDRB		\$506	\$558
	¾	36 ¹⁵ / ₁₆	28	28	3	VST3728MDRB	\$244		
	¾	36 ¹⁵ / ₁₆	28	28	3	VSV3728MDRB		\$492	\$541
	¾	30 ¹⁵ / ₁₆	28	19	3	VST3128MDRB	\$229		
	¾	30 ¹⁵ / ₁₆	28	19	3	VSV3128MDRB		\$476	\$523
	¾	24 ¹⁵ / ₁₆	28	15	2	VST2528MDRB	\$212		
	¾	24 ¹⁵ / ₁₆	28	15	2	VSV2528MDRB		\$460	\$506
	¾	18 ¹⁵ / ₁₆	28	12	2	VST1828MDRB	\$201		
	¾	18 ¹⁵ / ₁₆	28	12	2	VSV1828MDRB		\$441	\$486
	¾	12 ¹⁵ / ₁₆	28	8	1	VST1328MDRB	\$195		
	¾	12 ¹⁵ / ₁₆	28	8	1	VSV1328MDRB		\$427	\$469
	¾	6 ¹⁵ / ₁₆	28	5	1	VST0728MDRB	\$185		
	¾	6 ¹⁵ / ₁₆	28	5	1	VSV0728MDRB		\$411	\$453

* If desired application is not listed, contact customer service for a quote.

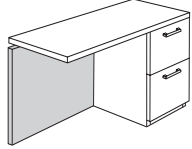
- use with lateral file or multi-file modular pedestals
- can be used for left or right unit
- panel butts to side of pedestal (pedestal back panel purchased separately)
- panel includes screw holes on end for hookup of return unit to desk unit
- extends 7/8" inside of connecting unit wing end panel
- chassis grommet available, specify and add \$51 list
- see specification guide on pages [VI25-VI27](#) to determine proper size and model for your application

Modular Pedestal Return Modesty Panel - 15 5/8" w Pedestal 	¾	57 ³ / ₁₆	28	41	4	VST5728MDRA	\$286		
	¾	57 ³ / ₁₆	28	41	4	VSV5728MDRA		\$543	\$598
	¾	51 ³ / ₁₆	28	37	4	VST5128MDRA	\$276		
	¾	51 ³ / ₁₆	28	37	4	VSV5128MDRA		\$521	\$572
	¾	45 ³ / ₁₆	28	27	4	VST4528MDRA	\$263		
	¾	45 ³ / ₁₆	28	27	4	VSV4528MDRA		\$514	\$566
	¾	39 ³ / ₁₆	28	23	3	VST3928MDRA	\$249		
	¾	39 ³ / ₁₆	28	23	3	VSV3928MDRA		\$499	\$547
	¾	33 ³ / ₁₆	28	20	3	VST3328MDRA	\$235		
	¾	33 ³ / ₁₆	28	20	3	VSV3328MDRA		\$476	\$523
	¾	27 ³ / ₁₆	28	16	2	VST2728MDRA	\$220		
	¾	27 ³ / ₁₆	28	16	2	VSV2728MDRA		\$468	\$515
	¾	21 ³ / ₁₆	28	13	2	VST2128MDRA	\$206		
	¾	21 ³ / ₁₆	28	13	2	VSV2128MDRA		\$446	\$492

* If desired application is not listed, contact customer service for a quote.

- use with 15 5/8" w modular pedestal or wing end assembly
- can be used for left or right unit
- panel butts to side of pedestal (pedestal back panel purchased separately)
- panel includes screw holes on end for hookup of return unit to desk unit
- extends 7/8" inside of connecting unit wing end panel
- chassis grommet available, specify and add \$51 list
- see specification guide on pages [VI25-VI27](#) to determine proper size and model for your application

Description	D	W	H	CTN WT	CU FT	① Model	Laminate	Essentials Veneer	Artisan Veneer
Modular Pedestal Return	¾	54 13/16	28	40	4	VST5528MDRA	\$282		
Modesty Panel - 18" w Pedestal	¾	54 13/16	28	40	4	VSV5528MDRA		\$543	\$598
	¾	48 13/16	28	36	4	VST4928MDRA	\$268		
	¾	48 13/16	28	36	4	VSV4928MDRA		\$521	\$572
	¾	42 13/16	28	32	3	VST4328MDRA	\$257		
	¾	42 13/16	28	32	3	VSV4328MDRA		\$506	\$558
	¾	36 13/16	28	28	3	VST3728MDRA	\$243		
	¾	36 13/16	28	28	3	VSV3728MDRA		\$492	\$541
	¾	30 13/16	28	23	3	VST3128MDRA	\$229		
	¾	30 13/16	28	23	3	VSV3128MDRA		\$476	\$523
	¾	24 13/16	28	19	2	VST2528MDRA	\$212		
	¾	24 13/16	28	19	2	VSV2528MDRA		\$460	\$506
	¾	18 13/16	28	15	2	VST1928MDRA	\$201		
	¾	18 13/16	28	15	2	VSV1928MDRA		\$446	\$492



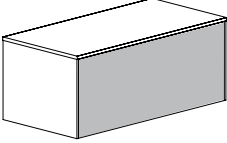
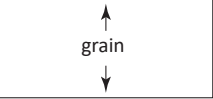
* If desired application is not listed, contact customer service for a quote.

- use with 18" w modular pedestal or wing end assembly
- can be used for left or right unit
- panel butts to side of pedestal (pedestal back panel purchased separately)
- panel includes screw holes on end for hookup of return unit to desk unit
- extends 7/8" inside of connecting unit back panel
- chassis grommet available, specify and add \$51 list
- see specification guide on pages [VI25-VI27](#) to determine proper size and model for your application

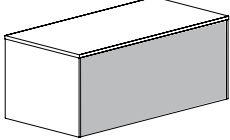
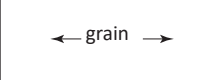
To Order, Specify:

① Model Number Laminate - VST Veneer - VSV

- ② Worksurface Material (see page [VI3](#))
 - a.) TFL
 - b.) HPL
- ③ Laminate Color (see page [VI3](#))
 - a.) Worksurface Color
 - b.) Chassis Color
 - c.) Drawer Color
- ④ Edge Profile (see page [VI4](#))
- ⑤ Pull Style and Color (see page [VI5](#))
- ⑥ Optional Grommet Location & Color (see page [VI6](#))
- ⑦ Other Product Options (see page [VI10](#))
- ⑧ Accessories (see page [VS314](#))
- ⑨ Power and Data Options (see page [VS324](#))

Description	D	W	H	CTN WT	CU FT	① Model	Laminate	Essentials Veneer	Artisan Veneer
Modular Desk Shell Modesty Panel - Vertical Grain  	¾	106¾	28	75	8	VSV10828MODF		\$735	\$809
	¾	100¾	28	71	7	VSV10228MODF		\$713	\$785
	¾	94¾	28	67	7	VSV9628MODF		\$694	\$763
	¾	88¾	28	63	6	VSV9028MODF		\$671	\$739
	¾	82¾	28	59	6	VSV8428MODF		\$668	\$735
	¾	76¾	28	54	6	VSV7828MODF		\$649	\$714
	¾	70¾	28	50	5	VSV7228MODF		\$633	\$697
	¾	64¾	28	46	5	VSV6628MODF		\$614	\$676
	¾	58¾	28	42	4	VST6028MODF	\$271		
	¾	58¾	28	42	4	VSV6028MODF		\$585	\$644
	¾	52¾	28	38	4	VST5428MODF	\$254		
	¾	52¾	28	38	4	VSV5428MODF		\$567	\$624
	¾	46¾	28	34	4	VST4828MODF	\$239		
	¾	46¾	28	34	4	VSV4828MODF		\$546	\$602
	¾	40¾	28	30	3	VST4228MODF	\$227		
	¾	40¾	28	30	3	VSV4228MODF		\$529	\$582
	¾	34¾	28	26	3	VST3628MODF	\$215		
	¾	34¾	28	26	3	VSV3628MODF		\$511	\$562
	¾	28¾	28	22	2	VST3028MODF	\$202		
	¾	28¾	28	22	2	VSV3028MODF		\$495	\$544

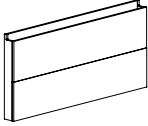
- used to make a desk shell with inset modesty
- vertical grain direction

Description	D	W	H	CTN WT	CU FT	① Model	List Price
Laminate Modular Desk Shell Modesty Panel - Horizontal Grain  	¾	106 ¾	28	75	8	VST28108MODF	\$370
	¾	100 ¾	28	71	7	VST28102MODF	\$359
	¾	94 ¾	28	67	7	VST2896MODF	\$346
	¾	88 ¾	28	63	6	VST2890MODF	\$330
	¾	82 ¾	28	59	6	VST2884MODF	\$320
	¾	76 ¾	28	54	6	VST2878MODF	\$307
	¾	70 ¾	28	50	5	VST2872MODF	\$294
	¾	64 ¾	28	46	5	VST2866MODF	\$282
	¾	58 ¾	28	42	4	VST2860MODF	\$271
	¾	52 ¾	28	38	4	VST2854MODF	\$254
	¾	46 ¾	28	34	4	VST2848MODF	\$239
	¾	40 ¾	28	30	3	VST2842MODF	\$227
	¾	34 ¾	28	26	3	VST2836MODF	\$215
	¾	28 ¾	28	22	2	VST2830MODF	\$202

- used to make desk shell with inset modesty
- horizontal grain direction due to panel size limitations

To Order, Specify:

- | | | |
|---|--|---|
| <p>① Model Number Laminate - VST Veneer - VSV</p> | <p>② Worksurface Material (see page V13) ② Finish Color (see page V11)</p> <p>a.) TFL</p> <p>b.) HPL</p> <p>③ Laminate Color (see page V13)</p> <p>a.) Worksurface Color</p> <p>b.) Chassis Color</p> <p>c.) Drawer Color</p> | <p>④ Edge Profile (see page V14)</p> <p>⑤ Pull Style and Color (see page V15)</p> <p>⑥ Optional Grommet Location & Color (see page V16)</p> <p>⑦ Other Product Options (see page V110)</p> <p>⑧ Accessories (see page VS314)</p> <p>⑨ Power and Data Options (see page VS324)</p> |
|---|--|---|

Description	D	W	H	CTN WT	CU FT	① Model	Laminate	Essentials Veneer	Artisan Veneer
Wall Access Modesty Panel for Bridge 	4¼	61½	28	60	7	VST6028WABM	\$861		
	4¼	61½	28	60	7	VSV6028WABM		\$1,560	\$1,718
	4¼	55½	28	54	7	VST5428WABM	\$831		
	4¼	55½	28	54	7	VSV5428WABM		\$1,507	\$1,659
	4¼	49½	28	48	6	VST4828WABM	\$802		
	4¼	49½	28	48	6	VSV4828WABM		\$1,456	\$1,602
	4¼	43½	28	42	5	VST4228WABM	\$774		
	4¼	43½	28	42	5	VSV4228WABM		\$1,406	\$1,548
	4¼	37½	28	36	5	VST3628WABM	\$747		
	4¼	37½	28	36	5	VSV3628WABM		\$1,359	\$1,494

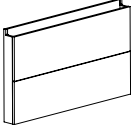
- use with desk and credenzas
- use as an alternative to bridge modesty
- top panel folds down to access wall outlets

Wall Access Modesty Panel for Return 	4¼	42 ¹ / ₆	28	41	5	VST4328WARM	\$767		
	4¼	42 ¹ / ₆	28	41	5	VSV4328WARM		\$1,417	\$1,558
	4¼	36 ¹ / ₆	28	35	5	VST3728WARM	\$740		
	4¼	36 ¹ / ₆	28	35	5	VSV3728WARM		\$1,367	\$1,505
	4¼	30 ¹ / ₆	28	29	4	VST3128WARM	\$714		
	4¼	30 ¹ / ₆	28	29	4	VSV3128WARM		\$1,327	\$1,461
	4¼	24 ¹ / ₆	28	23	3	VST2528WARM	\$691		
	4¼	24 ¹ / ₆	28	23	3	VSV2528WARM		\$1,282	\$1,411
	4¼	18 ¹ / ₆	28	17	3	VST1928WARM	\$667		
	4¼	18 ¹ / ₆	28	17	3	VSV1928WARM		\$1,238	\$1,362

- use for return with a 18" w pedestal
- use with peninsula workwall desk
- use as an alternative to bridge modesty
- top panel folds down to access wall outlets

Wall Access Modesty Panel for Return 	4¼	45 ³ / ₁₆	28	43	6	VST4628WARM	\$780		
	4¼	45 ³ / ₁₆	28	43	6	VSV4628WARM		\$1,426	\$1,570
	4¼	39 ³ / ₁₆	28	37	5	VST4028WARM	\$753		
	4¼	39 ³ / ₁₆	28	37	5	VSV4028WARM		\$1,378	\$1,516
	4¼	33 ³ / ₁₆	28	31	4	VST3428WARM	\$729		
	4¼	33 ³ / ₁₆	28	31	4	VSV3428WARM		\$1,337	\$1,470
	4¼	27 ³ / ₁₆	28	25	4	VST2828WARM	\$703		
	4¼	27 ³ / ₁₆	28	25	4	VSV2828WARM		\$1,291	\$1,422
	4¼	21 ³ / ₁₆	28	20	3	VST2228WARM	\$680		
	4¼	21 ³ / ₁₆	28	20	3	VSV2228WARM		\$1,248	\$1,373

- use for return with a 15 ¾" w pedestal
- use with peninsula workwall desk
- use as an alternative to bridge modesty
- top panel folds down to access wall outlets

Description	D	W	H	CTN WT	CU FT	① Model	Laminate	Essentials Veneer	Artisan Veneer
Wall Access Modesty Panel for Credenza 	4¼	47¾	28	46	6	VST4828WADM	\$778		
	4¼	47¾	28	46	6	VSV4828WADM		\$1,432	\$1,577
	4¼	41¾	28	40	5	VST4228WADM	\$757		
	4¼	41¾	28	40	5	VSV4228WADM		\$1,385	\$1,523
	4¼	35¾	28	34	5	VST3628WADM	\$735		
	4¼	35¾	28	34	5	VSV3628WADM		\$1,337	\$1,470
	4¼	29¾	28	28	4	VST3028WADM	\$714		
	4¼	29¾	28	28	4	VSV3028WADM		\$1,291	\$1,422
	4¼	237/8	28	22	3	VST2428WADM	\$694		
	4¼	23¾	28	22	3	VSV2428WADM		\$1,257	\$1,384

- use for return with a 18" w pedestal
- use as an alternative to credenza modesty
- top panel folds down to access wall outlets

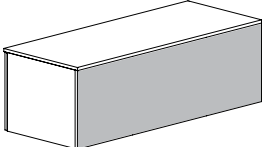
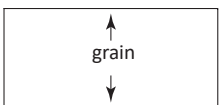
Wall Access Modesty Panel for Credenza 	4¼	52¾	28	50	6	VST5328WADM	\$787		
	4¼	52¾	28	50	6	VSV5328WADM		\$1,473	\$1,622
	4¼	46¾	28	44	6	VST4728WADM	\$761		
	4¼	46¾	28	44	6	VSV4728WADM		\$1,424	\$1,567
	4¼	40¾	28	38	5	VST4128WADM	\$735		
	4¼	40¾	28	38	5	VSV4128WADM		\$1,376	\$1,514
	4¼	34¾	28	32	4	VST3528WADM	\$709		
	4¼	34¾	28	32	4	VSV3528WADM		\$1,328	\$1,462
	4¼	28¾	28	26	4	VST2928WADM	\$684		
	4¼	28¾	28	26	4	VSV2928WADM		\$1,284	\$1,412

- use for return with a 15 ¾" w pedestal
- use as an alternative to credenza modesty
- top panel folds down to access wall outlets

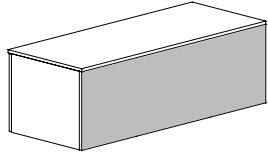
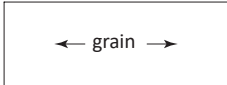
To Order, Specify:

① Model Number Laminate - VST Veneer - VSV

- ② Worksurface Material (see page [VI3](#))
 - a.) TFL
 - b.) HPL
- ③ Laminate Color (see page [VI3](#))
 - a.) Worksurface Color
 - b.) Chassis Color
 - c.) Drawer Color
- ④ Edge Profile (see page [VI4](#))
- ⑤ Pull Style and Color (see page [VI5](#))
- ⑥ Optional Grommet Location & Color (see page [VI6](#))
- ⑦ Other Product Options (see page [VI10](#))
- ⑧ Accessories (see page [VS314](#))
- ⑨ Power and Data Options (see page [VS324](#))

Description	D	W	H	CTN WT	CU FT	① Model	Laminate	Essentials Veneer	Artisan Veneer
Modular Back Panel for Bench Height - Vertical Grain  	¾	108	18¾	54	4	VSVB10819MBK		\$597	\$657
	¾	102	18¾	50	4	VSVB10219MBK		\$580	\$639
	¾	96	18¾	49	4	VSVB9619MBK		\$564	\$621
	¾	90	18¾	46	4	VSVB9019MBK		\$547	\$603
	¾	84	18¾	41	4	VSVB8419MBK		\$531	\$585
	¾	78	18¾	39	3	VSVB7819MBK		\$515	\$567
	¾	72	18¾	36	3	VSVB7219MBK		\$498	\$548
	¾	66	18¾	33	3	VSVB6619MBK		\$482	\$530
	¾	60	18¾	30	2	VSTB6019MBK	\$263		
	¾	60	18¾	30	2	VSVB6019MBK		\$465	\$512
	¾	54	18¾	27	2	VSTB5419MBK	\$248		
	¾	54	18¾	27	2	VSVB5419MBK		\$449	\$494
	¾	48	18¾	24	2	VSTB4819MBK	\$230		
	¾	48	18¾	24	2	VSVB4819MBK		\$433	\$476
	¾	36	18¾	18	2	VSTB3619MBK	\$199		
	¾	36	18¾	18	2	VSVB3619MBK		\$400	\$440
	¾	30	18¾	15	2	VSTB3019MBK	\$181		
	¾	30	18¾	15	2	VSVB3019MBK		\$384	\$422
	¾	18	18¾	9	1	VSTB1819MBK	\$151		
	¾	18	18¾	9	1	VSVB1819MBK		\$351	\$387

- use with bench height modular pedestals
- panel overlays the back of pedestal
- finished on both sides
- provides a finished back for modular pedestals
- vertical grain direction

Description	D	W	H	CTN WT	CU FT	① Model	List Price
Laminate Modular Back Panel for Bench Height - Horizontal Grain  	¾	108	18¾	54	4	VSTB19108MBK	\$394
	¾	102	18¾	50	4	VSTB19102MBK	\$377
	¾	96	18¾	49	4	VSTB1996MBK	\$360
	¾	90	18¾	46	4	VSTB1990MBK	\$346
	¾	84	18¾	41	4	VSTB1984MBK	\$328
	¾	78	18¾	39	3	VSTB1978MBK	\$312
	¾	72	18¾	36	3	VSTB1972MBK	\$297
	¾	66	18¾	33	3	VSTB1966MBK	\$279
	¾	60	18¾	30	2	VSTB1960MBK	\$263
	¾	54	18¾	27	2	VSTB1954MBK	\$248
	¾	48	18¾	24	2	VSTB1948MBK	\$230
	¾	36	18¾	18	2	VSTB1936MBK	\$199
	¾	30	18¾	15	2	VSTB1930MBK	\$181
	¾	18	18¾	9	1	VSTB1918MBK	\$151

- use with bench height modular pedestals
- panel overlays the back of pedestal
- finished on both sides
- provides a finished back for modular pedestals
- horizontal grain direction

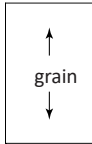
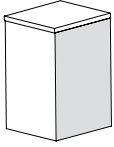
To Order, Specify:

① Model Number Laminate - VST Veneer - VSV

- ② Worksurface Material (see page [V13](#))
 - a.) TFL
 - b.) HPL
- ③ Laminate Color (see page [V13](#))
 - a.) Worksurface Color
 - b.) Chassis Color
 - c.) Drawer Color

- ④ Edge Profile (see page [V14](#))
- ⑤ Pull Style and Color (see page [V15](#))
- ⑥ Optional Grommet Location & Color (see page [V16](#))
- ⑦ Other Product Options (see page [V110](#))
- ⑧ Accessories (see page [VS314](#))
- ⑨ Power and Data Options (see page [VS324](#))

Description	D	W	H	CTN WT	CU FT	① Model	Laminate	Essentials Veneer	Artisan Veneer
Modular Full Height Back Panel for Modular Pedestal	¾	35⅞	28	21	3	VST3628MPBK	\$190		
	¾	35⅞	28	21	3	VSV3628MPBK		\$472	\$520
	¾	29⅞	28	18	2	VST3028MPBK	\$178		
	¾	29⅞	28	18	2	VSV3028MPBK		\$455	\$501
	¾	18	28	15	2	VST1828MPBK	\$160		
	¾	18	28	15	2	VSV1828MPBK		\$452	\$496
	¾	15⅞	28	9	2	VST1628MPBK	\$150		
	¾	15⅞	28	9	2	VSV1628MPBK		\$417	\$459




- use on back of modular pedestals
 - panel overlays the back of pedestals
 - see specification guide on pages [VI25-VI27](#) to determine proper size and model for your application
- Note: If desired application is not listed contact customer service for a quote.

Modular Filler Back Panel	¾	4	28	4	1	VST0428MBK	\$161		
	¾	4	28	4	1	VSV0428MBK		\$404	\$445



- use on backside of modular pedestal to fill gap created when back panel not specified
- fills space between pedestal and wall at end of modular run
- vertical grain

Filler Back Panel for Bench Height	¾	4	18¾	3	1	VSTB0419MBK	\$93		
	¾	4	18¾	3	1	VSVB0419MBK		\$313	\$345



- use on backside of modular pedestal to fill gap created when back panel not specified
- fills space between pedestal and wall at end of modular run
- vertical grain

Description	D	W	H	CTN WT	CU FT	① Model	Laminate	Essentials Veneer	Artisan Veneer
Peninsula Base Support - Executive Base	1½	12½	28¾	21	2	VST1328PEXB	\$649		
	1½	12½	28¾	21	2	VSV1328PEXB		\$1,064	\$1,148



- used with peninsula and run-off desk
- specify Matte Black (MBK), Arctic Silver (ASL), Pewter (PEW), Soft Nickel (SNK), Soft Bronze (SBZ), Aged Bronze (ABZ) or Gold (GLD) metal finish

To Order, Specify:


① Model Number

Laminate - VST


Veneer - VSV

- ② Worksurface Material (see page [V13](#))
 - a.) TFL
 - b.) HPL
- ③ Laminate Color (see page [V13](#))
 - a.) Worksurface Color
 - b.) Chassis Color
 - c.) Drawer Color

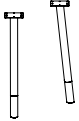
- ④ Edge Profile (see page [V14](#))
- ⑤ Pull Style and Color (see page [V15](#))
- ⑥ Optional Grommet Location & Color (see page [V16](#))
- ⑦ Other Product Options (see page [V10](#))
- ⑧ Accessories (see page [VS314](#))
- ⑨ Power and Data Options (see page [VS324](#))

Description	D	W	H	CTN WT	CU FT	Model	List Price
Taper Base 	17½	33¾	28¾	12	12	VSV3428PAB	\$1,270
	17½	27¾	28¾	11	11	VSV2828PAB	\$1,261

- used with peninsula and run-off desk
- specify wood finish no upcharge or paint with upcharge of **\$47**

Truss Base 	1¾	29½	28¾	7	4	VSV3028PXB	\$1,185
---	----	-----	-----	---	---	-------------------	----------------

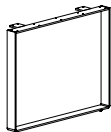
- used with peninsula and run-off desk 30" or 36" deep and 72" long or less
- specify wood finish
- total weight limit of items placed on peninsula is 150 lbs. maximum

Dowel Base (2 Leg Support) 	2	2	28¾	15	2	VSV0228MKL2	\$812
---	---	---	-----	----	---	--------------------	--------------

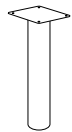
- used with peninsula and run-off desk
- legs are metal with wood feet
- specify wood finish no upcharge or paint with upcharge of **\$47**
- specify Matte Black (MBK), Arctic Silver (ASL), Pewter (PEW), Soft Nickel (SNK), Soft Bronze (SBZ), Aged Bronze (ABZ) or Gold (GLD) metal finish

Rectangular Base 	2	35¼	28¾	18	4	VSB3628FSQ	\$679
	2	29¼	28¾	16	3	VSB3028FSQ	\$657
	2	23¼	28¾	14	3	VSB2428FSQ	\$620

- used with peninsula and run-off desk
- VSB3628FSQ use with 36"d tops, VSB3028FSQ use with 30"d tops, VSB2428FSQ use with 24"d tops
- specify Matte Black (MBK), Arctic Silver (ASL), Pewter (PEW), Soft Nickel (SNK), Soft Bronze (SBZ), Aged Bronze (ABZ) or Gold (GLD) metal finish

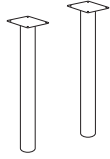
Perimeter Base 	3	35¼	28¾	58	4	VSB3628CPS	\$2,115
	3	29¼	28¾	53	3	VSB3028CPS	\$2,014

- used with peninsula and run-off desk
- VSB3628CPS use with 36"d tops, VSB3028CPS use with 30"d tops
- chrome metal finish

Column Base 	4	4	28¾	10	2	GP0428COL	\$462
--	---	---	-----	----	---	------------------	--------------

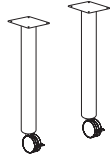
- used with peninsula and run-off desk
- 13 gauge steel
- specify Matte Black (MBK) or Arctic Silver (ASL) metal finish

Description	D	W	H	CTN WT	CU FT	① Model	List Price
Metal Legs	2	2	28 ⁵ / ₁₆	12	1	VSB28LEG2	\$379



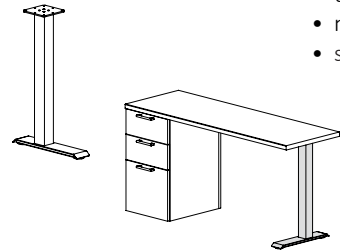
- set of two legs
- 2" diameter column
- 6" square mounting plate
- wood screws included for attachment to top
- specify Matte Black (MBK) or Arctic Silver (ASL)

Metal Legs with Casters	2	2	28 ⁵ / ₁₆	12	1	VSB28LEGC2	\$394
--------------------------------	---	---	---------------------------------	----	---	-------------------	--------------



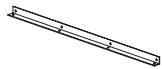
- set of two legs
- 2" diameter column
- 6" square mounting plate
- wood screws included for attachment to top
- specify Matte Black (MBK) or Arctic Silver (ASL)
- black nylon locking casters

Fixed Height T-Base	18	3 ³ / ₄	28	28	1	VSB0418FTB	\$393
----------------------------	----	-------------------------------	----	----	---	-------------------	--------------



- used on one end of modular return or bridge when placed alongside height adjustable T-base units
- not intended to be used as a set for freestanding
- specify Matte Black (MBK), Arctic Silver (ASL) or White (WH) metal finish

L-Bracket	1	27	1	4	1	VSB-LBRKT-30	\$107
	1	21	1	4	1	VSB-LBRKT-24	\$100
	1	17	1	3	1	VSB-LBRKT-20	\$95



- attach to tall storage or wall
- silver finish
- VSB-LBRKT-30 typically used with 30"d tops
- VSB-LBRKT-24 typically used with 24"d tops
- VSB-LBRKT-20 typically used with 20"d tops

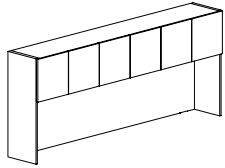
To Order, Specify:

① Model Number Laminate - VST Veneer - VSV

- ② Worksurface Material (see page [VI3](#))
 - a.) TFL
 - b.) HPL
- ③ Laminate Color (see page [VI3](#))
 - a.) Worksurface Color
 - b.) Chassis Color
 - c.) Drawer Color

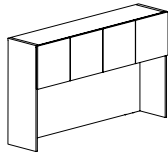
- ④ Edge Profile (see page [VI4](#))
- ⑤ Pull Style and Color (see page [VI5](#))
- ⑥ Optional Grommet Location & Color (see page [VI6](#))
- ⑦ Other Product Options (see page [VI10](#))
- ⑧ Accessories (see page [VS314](#))
- ⑨ Power and Data Options (see page [VS324](#))

Description	D	W	H	CTN WT	CU FT	① Model	Laminate		Essentials Veneer			Artisan Veneer		
							Laminate Door	Alum. Frm Glass Door	Veneer Door	Alum. Frm Glass Door	Wood Frm Glass Door	Veneer Door	Alum. Frm Glass Door	Wood Frm Glass Door
Storage Overhead Cabinet with Six Doors	16 $\frac{3}{8}$	107 $\frac{3}{4}$	42 $\frac{1}{2}$	327	51	VST16108SO	\$2,537	\$4,011						
	16 $\frac{3}{8}$	107 $\frac{3}{4}$	42 $\frac{1}{2}$	327	51	VSV16108SO			\$4,614	\$6,089	\$5,131	\$5,076	\$6,551	\$5,593
	16 $\frac{3}{8}$	101 $\frac{3}{4}$	42 $\frac{1}{2}$	309	48	VST16102SO	\$2,394	\$3,829						
	16 $\frac{3}{8}$	101 $\frac{3}{4}$	42 $\frac{1}{2}$	309	48	VSV16102SO			\$4,280	\$5,715	\$4,797	\$4,710	\$6,144	\$5,227
	16 $\frac{3}{8}$	95 $\frac{3}{4}$	42 $\frac{1}{2}$	291	45	VST1696SO	\$2,259	\$3,658						
	16 $\frac{3}{8}$	95 $\frac{3}{4}$	42 $\frac{1}{2}$	291	45	VSV1696SO			\$3,959	\$5,358	\$4,476	\$4,357	\$5,756	\$4,874
	16 $\frac{3}{8}$	89 $\frac{3}{4}$	42 $\frac{1}{2}$	273	43	VST1690SO	\$2,131	\$3,490						
	16 $\frac{3}{8}$	89 $\frac{3}{4}$	42 $\frac{1}{2}$	273	43	VSV1690SO			\$3,644	\$5,003	\$4,161	\$4,010	\$5,371	\$4,528

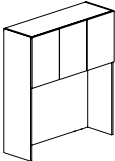


- select door style
- aluminum frame door offered in both frosted or white back painted glass, specify when ordering
- white markerboard doors available, specify and add \$655 list to laminate or veneer door price
- locking available on laminate or wood doors, specify and add \$119 list; glass doors are non-locking
- small grommet in top of back to fit LED lights
- tackboards available, see pages [VS172-VS175](#) or [VS176-VS179](#)
- tasklights available, see pages [VS318](#)
- 25" vertical clearance from desk top to bottom of valance rail
- pulls not available

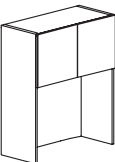
Description	D	W	H	CTN WT	CU FT	① Model	Laminate		Essentials Veneer			Artisan Veneer		
							Laminate Door	Alum. Frm Glass Door	Veneer Door	Alum. Frm Glass Door	Wood Frm Glass Door	Veneer Door	Alum. Frm Glass Door	Wood Frm Glass Door
Storage Overhead Cabinet with Four Doors	16 $\frac{3}{8}$	83 $\frac{3}{4}$	42 $\frac{1}{2}$	244	40	VST1684SO	\$2,010	\$3,071						
	16 $\frac{3}{8}$	83 $\frac{3}{4}$	42 $\frac{1}{2}$	244	40	VSV1684SO			\$3,361	\$4,422	\$3,816	\$3,698	\$4,759	\$4,152
	16 $\frac{3}{8}$	77 $\frac{3}{4}$	42 $\frac{1}{2}$	231	37	VST1678SO	\$1,895	\$2,920						
	16 $\frac{3}{8}$	77 $\frac{3}{4}$	42 $\frac{1}{2}$	231	37	VSV1678SO			\$3,136	\$4,160	\$3,589	\$3,450	\$4,474	\$3,904
	16 $\frac{3}{8}$	71 $\frac{3}{4}$	42 $\frac{1}{2}$	218	34	VST1672SO	\$1,788	\$2,770						
	16 $\frac{3}{8}$	71 $\frac{3}{4}$	42 $\frac{1}{2}$	218	34	VSV1672SO			\$2,926	\$3,908	\$3,379	\$3,218	\$4,201	\$3,671
	16 $\frac{3}{8}$	65 $\frac{3}{4}$	42 $\frac{1}{2}$	206	32	VST1666SO	\$1,690	\$2,635						
	16 $\frac{3}{8}$	65 $\frac{3}{4}$	42 $\frac{1}{2}$	206	32	VSV1666SO			\$2,794	\$3,738	\$3,247	\$3,074	\$4,020	\$3,528
	16 $\frac{3}{8}$	59 $\frac{3}{4}$	42 $\frac{1}{2}$	193	29	VST1660SO	\$1,600	\$2,508						
	16 $\frac{3}{8}$	59 $\frac{3}{4}$	42 $\frac{1}{2}$	193	29	VSV1660SO			\$2,669	\$3,576	\$3,122	\$2,936	\$3,842	\$3,390
	16 $\frac{3}{8}$	53 $\frac{3}{4}$	42 $\frac{1}{2}$	175	26	VST1654SO	\$1,514	\$2,382						
	16 $\frac{3}{8}$	53 $\frac{3}{4}$	42 $\frac{1}{2}$	175	26	VSV1654SO			\$2,566	\$3,435	\$3,020	\$2,823	\$3,691	\$3,277



- select door style
- aluminum frame door offered in both frosted or white back painted glass, specify when ordering
- white markerboard doors available, specify and add \$574 list to laminate or veneer door price
- locking available on laminate or wood doors, specify and add \$82 list; glass doors are non-locking
- small grommet in top of back to fit LED lights
- tackboards available, see pages [VS172-VS175](#) or [VS176-VS179](#)
- tasklights available, see pages [VS318](#)
- 25" vertical clearance from desk top to bottom of valance rail
- pulls not available

Description	D	W	H	CTN WT	CU FT	① Model	Laminate		Essentials Veneer			Artisan Veneer			
							Laminate Door	Alum. Frm Glass Door	Veneer Door	Alum. Frm Glass Door	Wood Frm Glass Door	Veneer Door	Alum. Frm Glass Door	Wood Frm Glass Door	
Storage Overhead Cabinet with Three Doors 	16 $\frac{3}{16}$	47 $\frac{3}{4}$	42 $\frac{1}{2}$	154	23	VST1648SOR	\$1,432	\$2,133							
	16 $\frac{3}{16}$	47 $\frac{3}{4}$	42 $\frac{1}{2}$	154	23	VSV1648SOR			\$2,480	\$3,180	\$2,799	\$2,727	\$3,427	\$3,046	
	16 $\frac{3}{16}$	47 $\frac{3}{4}$	42 $\frac{1}{2}$	154	23	VST1648SOL	\$1,432	\$2,133							
	16 $\frac{3}{16}$	47 $\frac{3}{4}$	42 $\frac{1}{2}$	154	23	VSV1648SOL			\$2,480	\$3,180	\$2,799	\$2,727	\$3,427	\$3,046	
	16 $\frac{3}{16}$	41 $\frac{3}{4}$	42 $\frac{1}{2}$	135	21	VST1642SOR	\$1,360	\$2,020							
	16 $\frac{3}{16}$	41 $\frac{3}{4}$	42 $\frac{1}{2}$	135	21	VSV1642SOR			\$2,400	\$3,062	\$2,720	\$2,640	\$3,302	\$2,960	
	16 $\frac{3}{16}$	41 $\frac{3}{4}$	42 $\frac{1}{2}$	135	21	VST1642SOL	\$1,360	\$2,020							
	16 $\frac{3}{16}$	41 $\frac{3}{4}$	42 $\frac{1}{2}$	135	21	VSV1642SOL			\$2,400	\$3,062	\$2,720	\$2,640	\$3,302	\$2,960	

- select door style
- aluminum frame door offered in both frosted or white back painted glass, specify when ordering
- white markerboard doors available, specify and add \$404 list to laminate or veneer door price
- locking available on laminate or wood doors, specify and add \$77 list; glass doors are non-locking
- small grommet in top of back to fit LED lights
- tackboards available, see pages [VS172-VS175](#) or [VS176-VS179](#)
- tasklights available, see pages [VS318](#)
- 25" vertical clearance from desk top to bottom of valance rail
- right door configuration- 1 door hinges left and 2 doors hinge right
- left door configuration- 1 door hinges right and 2 doors hinge left
- pulls not available

Description	D	W	H	CTN WT	CU FT	① Model	Laminate		Essentials Veneer			Artisan Veneer			
							Laminate Door	Alum. Frm Glass Door	Veneer Door	Alum. Frm Glass Door	Wood Frm Glass Door	Veneer Door	Alum. Frm Glass Door	Wood Frm Glass Door	
Storage Overhead Cabinet with Two Doors 	16 $\frac{3}{16}$	35 $\frac{3}{4}$	42 $\frac{1}{2}$	115	18	VST1636SO	\$1,286	\$1,779							
	16 $\frac{3}{16}$	35 $\frac{3}{4}$	42 $\frac{1}{2}$	115	18	VSV1636SO			\$2,327	\$2,820	\$2,517	\$2,561	\$3,054	\$2,752	
	16 $\frac{3}{16}$	29 $\frac{3}{4}$	42 $\frac{1}{2}$	101	15	VST1630SO	\$1,220	\$1,675							
	16 $\frac{3}{16}$	29 $\frac{3}{4}$	42 $\frac{1}{2}$	101	15	VSV1630SO			\$2,266	\$2,722	\$2,457	\$2,492	\$2,947	\$2,683	

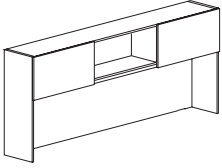
- select door style
- aluminum frame door offered in both frosted or white back painted glass, specify when ordering
- white markerboard doors available, specify and add \$240 list to laminate or veneer door price
- locking available on laminate or wood doors, specify and add \$49 list; glass doors are non-locking
- small grommet in top of back to fit LED lights
- tackboards available, see pages [VS172-VS175](#) or [VS176-VS179](#)
- tasklights available, see pages [VS318](#)
- 25" vertical clearance from desk top to bottom of valance rail
- pulls not available

To Order, Specify:

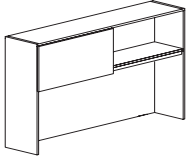
① Model Number Laminate - VST Veneer - VSV

- ② Worksurface Material (see page [VI3](#))
 - a.) TFL
 - b.) HPL
- ③ Laminate Color (see page [VI3](#))
 - a.) Worksurface Color
 - b.) Chassis Color
 - c.) Drawer Color

- ④ Edge Profile (see page [VI4](#))
- ⑤ Pull Style and Color (see page [VI5](#))
- ⑥ Optional Grommet Location & Color (see page [VI6](#))
- ⑦ Other Product Options (see page [VI10](#))
- ⑧ Accessories (see page [VS314](#))
- ⑨ Power and Data Options (see page [VS324](#))

Description	D	W	H	CTN WT	CU FT	① Model	Laminate	Essentials Veneer	Artisan Veneer
Storage Overhead Cabinet with Two Sliding Doors 	16 ³ / ₁₆	107 ³ / ₄	42 ¹ / ₂	309	51	VST16108SD	\$2,937		
	16 ³ / ₁₆	107 ³ / ₄	42 ¹ / ₂	327	51	VSV16108SD		\$5,017	\$5,518
	16 ³ / ₁₆	101 ³ / ₄	42 ¹ / ₂	309	48	VST16102SD	\$2,780		
	16 ³ / ₁₆	101 ³ / ₄	42 ¹ / ₂	309	48	VSV16102SD		\$4,680	\$5,149
	16 ³ / ₁₆	95 ³ / ₄	42 ¹ / ₂	291	45	VST1696SD	\$2,634		
	16 ³ / ₁₆	95 ³ / ₄	42 ¹ / ₂	291	45	VSV1696SD		\$4,363	\$4,795
	16 ³ / ₁₆	89 ³ / ₄	42 ¹ / ₂	273	43	VST1690SD	\$2,494		
	16 ³ / ₁₆	89 ³ / ₄	42 ¹ / ₂	273	43	VSV1690SD		\$4,046	\$4,453

- white markerboard doors available, specify and add \$441 list to laminate or veneer door price
- locking not available
- small grommet in top of back to fit LED lights
- tackboards available, see pages [VS172-VS175](#) or [VS176-VS179](#)
- tasklights available, see pages [VS318](#)
- 25" vertical clearance from desk top to bottom of valance rail
- pulls not available

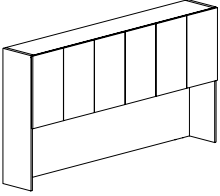
Description	D	W	H	CTN WT	CU FT	① Model	Laminate	Essentials Veneer	Artisan Veneer
Storage Overhead Cabinet with Sliding Door 	16 ³ / ₁₆	83 ³ / ₄	42 ¹ / ₂	244	40	VST1684SD	\$2,361		
	16 ³ / ₁₆	83 ³ / ₄	42 ¹ / ₂	244	40	VSV1684SD		\$3,763	\$4,139
	16 ³ / ₁₆	77 ³ / ₄	42 ¹ / ₂	231	37	VST1678SD	\$2,241		
	16 ³ / ₁₆	77 ³ / ₄	42 ¹ / ₂	231	37	VSV1678SD		\$3,536	\$3,891
	16 ³ / ₁₆	71 ³ / ₄	42 ¹ / ₂	218	34	VST1672SD	\$2,120		
	16 ³ / ₁₆	71 ³ / ₄	42 ¹ / ₂	218	34	VSV1672SD		\$3,282	\$3,610
	16 ³ / ₁₆	65 ³ / ₄	42 ¹ / ₂	206	32	VST1666SD	\$2,016		
	16 ³ / ₁₆	65 ³ / ₄	42 ¹ / ₂	206	32	VSV1666SD		\$3,150	\$3,463
	16 ³ / ₁₆	59 ³ / ₄	42 ¹ / ₂	193	29	VST1660SD	\$1,918		
	16 ³ / ₁₆	59 ³ / ₄	42 ¹ / ₂	193	29	VSV1660SD		\$3,028	\$3,330
	16 ³ / ₁₆	53 ³ / ₄	42 ¹ / ₂	175	26	VST1654SD	\$1,827		
	16 ³ / ₁₆	53 ³ / ₄	42 ¹ / ₂	175	26	VSV1654SD		\$2,927	\$3,219
	16 ³ / ₁₆	47 ³ / ₄	42 ¹ / ₂	154	23	VST1648SD	\$1,739		
	16 ³ / ₁₆	47 ³ / ₄	42 ¹ / ₂	154	23	VSV1648SD		\$2,838	\$3,120
	16 ³ / ₁₆	41 ³ / ₄	42 ¹ / ₂	135	21	VST1642SD	\$1,657		
	16 ³ / ₁₆	41 ³ / ₄	42 ¹ / ₂	135	21	VSV1642SD		\$2,759	\$3,035
	16 ³ / ₁₆	41 ³ / ₄	42 ¹ / ₂	115	18	VST1636SD	\$1,585		
	16 ³ / ₁₆	35 ³ / ₄	42 ¹ / ₂	115	18	VSV1636SD		\$2,685	\$2,952
16 ³ / ₁₆	29 ³ / ₄	42 ¹ / ₂	101	15	VST1630SD	\$1,559			
16 ³ / ₁₆	29 ³ / ₄	42 ¹ / ₂	101	15	VSV1630SD		\$2,626	\$2,888	

- white markerboard door available, specify and add \$222 list to laminate or veneer door price
- locking not available
- small grommet in top of back to fit LED lights
- tackboards available, see pages [VS172-VS175](#) or [VS176-VS179](#)
- tasklights available, see pages [VS318](#)
- 25" vertical clearance from desk top to bottom of valance rail
- pulls not available

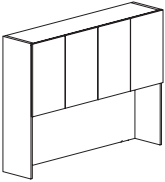
To Order, Specify:

① Model Number Laminate - VST Veneer - VSV

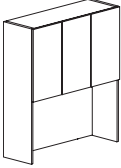
- ② Worksurface Material (see page [VI3](#))
 - a.) TFL
 - b.) HPL
- ③ Laminate Color (see page [VI3](#))
 - a.) Worksurface Color
 - b.) Chassis Color
 - c.) Drawer Color
- ④ Edge Profile (see page [VI4](#))
- ⑤ Pull Style and Color (see page [VI5](#))
- ⑥ Optional Grommet Location & Color (see page [VI6](#))
- ⑦ Other Product Options (see page [VI10](#))
- ⑧ Accessories (see page [VS314](#))
- ⑨ Power and Data Options (see page [VS324](#))

Description	D	W	H	CTN WT	CU FT	① Model	Laminate		Essentials Veneer			Artisan Veneer		
							Laminate Door	Alum. Frm Glass Door	Veneer Door	Alum. Frm Glass Door	Wood Frm Glass Door	Veneer Door	Alum. Frm Glass Door	Wood Frm Glass Door
Double Height Storage Overhead Cabinet with Six Doors 	16 3/8	107 3/4	54 1/2	421	65	VST16108DSO	\$3,120	\$5,066						
	16 3/8	107 3/4	54 1/2	421	65	VSV16108DSO			\$5,584	\$7,530	\$6,431	\$6,143	\$8,089	\$6,990
	16 3/8	101 3/4	54 1/2	398	61	VST16102DSO	\$2,964	\$4,855						
	16 3/8	101 3/4	54 1/2	398	61	VSV16102DSO			\$5,264	\$7,156	\$6,110	\$5,791	\$7,682	\$6,638
	16 3/8	95 3/4	54 1/2	375	58	VST1696DSO	\$2,800	\$4,637						
	16 3/8	95 3/4	54 1/2	375	58	VSV1696DSO			\$4,948	\$6,784	\$5,794	\$5,442	\$7,280	\$6,289
	16 3/8	89 3/4	54 1/2	351	54	VST1690DSO	\$2,653	\$4,438						
	16 3/8	89 3/4	54 1/2	351	54	VSV1690DSO			\$4,740	\$6,523	\$5,586	\$5,213	\$6,997	\$6,060

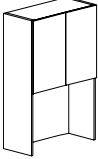
- select door style
- aluminum frame door offered in both frosted or white back painted glass, specify when ordering
- white markerboard doors available, specify and add \$1,072 list to laminate or veneer door price
- locking available on laminate or wood doors, specify and add \$119 list; glass doors are non-locking
- small grommet in top of back to fit LED lights
- tackboards available, see pages [VS172-VS175](#) or [VS176-VS179](#)
- tasklights available, see pages [VS318](#)
- 25" vertical clearance from desk top to bottom of valance rail
- pulls not available
- backside of unit intended to go against a wall, cabinet should be secured to a wall as a safety precaution

Description	D	W	H	CTN WT	CU FT	① Model	Laminate		Essentials Veneer			Artisan Veneer		
							Laminate Door	Alum. Frm Glass Door	Veneer Door	Alum. Frm Glass Door	Wood Frm Glass Door	Veneer Door	Alum. Frm Glass Door	Wood Frm Glass Door
Double Height Storage Overhead Cabinet with Four Doors 	16 3/8	83 3/4	54 1/2	314	47	VST1684DSO	\$2,512	\$3,916						
	16 3/8	83 3/4	54 1/2	314	51	VSV1684DSO			\$4,369	\$5,773	\$5,029	\$4,805	\$6,210	\$5,466
	16 3/8	77 3/4	54 1/2	297	47	VST1678DSO	\$2,378	\$3,730						
	16 3/8	77 3/4	54 1/2	297	47	VSV1678DSO			\$4,075	\$5,428	\$4,735	\$4,484	\$5,836	\$5,143
	16 3/8	71 3/4	54 1/2	281	44	VST1672DSO	\$2,249	\$3,545						
	16 3/8	71 3/4	54 1/2	281	44	VSV1672DSO			\$3,801	\$5,098	\$4,461	\$4,181	\$5,478	\$4,841
	16 3/8	65 3/4	54 1/2	265	40	VST1666DSO	\$2,130	\$3,375						
	16 3/8	65 3/4	54 1/2	265	40	VSV1666DSO			\$3,630	\$4,877	\$4,290	\$3,993	\$5,239	\$4,653
	16 3/8	59 3/4	54 1/2	249	37	VST1660DSO	\$2,031	\$3,221						
	16 3/8	59 3/4	54 1/2	249	37	VSV1660DSO			\$3,466	\$4,657	\$4,126	\$3,816	\$5,006	\$4,475
	16 3/8	53 3/4	54 1/2	225	33	VST1654DSO	\$1,929	\$3,066						
	16 3/8	53 3/4	54 1/2	225	33	VSV1654DSO			\$3,336	\$4,473	\$3,996	\$3,671	\$4,809	\$4,332

- select door style
- aluminum frame door offered in both frosted or white back painted glass, specify when ordering
- white markerboard doors available, specify and add \$836 list to laminate or veneer door price
- locking available on laminate or wood doors, specify and add \$82 list; glass doors are non-locking
- small grommet in top of back to fit LED lights
- tackboards available, see pages [VS172-VS175](#) or [VS176-VS179](#)
- tasklights available, see pages [VS318](#)
- 25" vertical clearance from desk top to bottom of valance rail
- pulls not available
- backside of unit intended to go against a wall, cabinet should be secured to a wall as a safety precaution

Description	D	W	H	CTN WT	CU FT	① Model	Laminate		Essentials Veneer			Artisan Veneer		
							Laminate Door	Alum. Frm Glass Door	Veneer Door	Alum. Frm Glass Door	Wood Frm Glass Door	Veneer Door	Alum. Frm Glass Door	Wood Frm Glass Door
Double Height Storage Overhead Cabinet with Three Doors 	16¾	47¾	54½	198	30	VST1648DSOR	\$1,834	\$2,753						
	16¾	47¾	54½	198	30	VSV1648DSOR			\$3,222	\$4,141	\$3,659	\$3,544	\$4,462	\$3,981
	16¾	47¾	54½	198	30	VST1648DSOL	\$1,834	\$2,753						
	16¾	47¾	54½	198	30	VSV1648DSOL			\$3,222	\$4,141	\$3,659	\$3,544	\$4,462	\$3,981
	16¾	41¾	54½	174	26	VST1642DSOR	\$1,745	\$2,612						
	16¾	41¾	54½	174	26	VSV1642DSOR			\$3,118	\$3,986	\$3,556	\$3,432	\$4,299	\$3,869
	16¾	41¾	54½	174	26	VST1642DSOL	\$1,745	\$2,612						
	16¾	41¾	54½	174	26	VSV1642DSOL			\$3,118	\$3,986	\$3,556	\$3,432	\$4,299	\$3,869

- select door style
- aluminum frame door offered in both frosted or white back painted glass, specify when ordering
- white markerboard doors available, specify and add \$554 list to laminate or veneer door price
- locking available on laminate or wood doors, specify and add \$77 list; glass doors are non-locking
- small grommet in top of back to fit LED lights
- tackboards available, see pages [VS172-VS175](#) or [VS176-VS179](#)
- tasklights available, see pages [VS318](#)
- 25" vertical clearance from desk top to bottom of valance rail
- right door configuration- 1 door hinges left and 2 doors hinge right
- left door configuration- 1 door hinges right and 2 doors hinge left
- pulls not available
- backside of unit intended to go against a wall, cabinet should be secured to a wall as a safety precaution

Description	D	W	H	CTN WT	CU FT	① Model	Laminate		Essentials Veneer			Artisan Veneer		
							Laminate Door	Alum. Frm Glass Door	Veneer Door	Alum. Frm Glass Door	Wood Frm Glass Door	Veneer Door	Alum. Frm Glass Door	Wood Frm Glass Door
Double Height Storage Overhead Cabinet with Two Doors 	16¾	35¾	54½	130	23	VST1636DSO	\$1,657	\$2,306						
	16¾	35¾	54½	148	23	VSV1636DSO			\$3,024	\$3,672	\$3,323	\$3,327	\$3,977	\$3,627
	16¾	29¾	54½	130	19	VST1630DSO	\$1,577	\$2,173						
	16¾	29¾	54½	130	19	VSV1630DSO			\$2,837	\$3,432	\$3,137	\$3,119	\$3,715	\$3,419

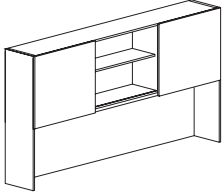
- select door style
- aluminum frame door offered in both frosted or white back painted glass, specify when ordering
- white markerboard doors available, specify and add \$380 list to laminate or veneer door price
- locking available on laminate or wood doors, specify and add \$49 list; glass doors are non-locking
- small grommet in top of back to fit LED lights
- tackboards available, see pages [VS172-VS175](#) or [VS176-VS179](#)
- tasklights available, see pages [VS318](#)
- 25" vertical clearance from desk top to bottom of valance rail
- pulls not available
- backside of unit intended to go against a wall, cabinet should be secured to a wall as a safety precaution

To Order, Specify:

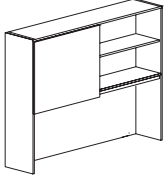
① Model Number Laminate - VST Veneer - VSV

- ② Worksurface Material (see page [VI3](#))
 - a.) TFL
 - b.) HPL
- ③ Laminate Color (see page [VI3](#))
 - a.) Worksurface Color
 - b.) Chassis Color
 - c.) Drawer Color
- ④ Edge Profile (see page [VI4](#))
- ⑤ Pull Style and Color (see page [VI5](#))
- ⑥ Optional Grommet Location & Color (see page [VI6](#))
- ⑦ Other Product Options (see page [VI10](#))
- ⑧ Accessories (see page [VS314](#))
- ⑨ Power and Data Options (see page [VS324](#))

Description	D	W	H	CTN WT	CU FT	① Model	Laminate	Essentials Veneer	Artisan Veneer
Double Height Storage Overhead Cabinet with Two Sliding Doors	16 3/16	107 3/4	54 1/2	421	65	VST16108DSD	\$3,525		
	16 3/16	107 3/4	54 1/2	421	65	VSV16108DSD		\$6,068	\$6,676
	16 3/16	101 3/4	54 1/2	398	61	VST16102DSD	\$3,350		
	16 3/16	101 3/4	54 1/2	398	61	VSV16102DSD		\$5,757	\$6,332
	16 3/16	95 3/4	54 1/2	375	58	VST1696DSD	\$3,187		
	16 3/16	95 3/4	54 1/2	375	58	VSV1696DSD		\$5,447	\$5,994
	16 3/16	89 3/4	54 1/2	351	54	VST1690DSD	\$3,033		
	16 3/16	89 3/4	54 1/2	351	54	VSV1690DSD		\$5,261	\$5,786



- white markerboard doors available, specify and add \$582 list to laminate or veneer door price
- locking not available
- small grommet in top of back to fit LED lights
- tackboards available, see pages [VS172-VS175](#) or [VS176-VS179](#)
- tasklights available, see pages [VS318](#)
- 25" vertical clearance from desk top to bottom of valance rail
- pulls not available
- backside of unit intended to go against a wall, cabinet should be secured to a wall as a safety precaution

Description	D	W	H	CTN WT	CU FT	① Model	Laminate	Essentials Veneer	Artisan Veneer
Double Height Storage Overhead Cabinet with Sliding Door 	16 ³ / ₁₆	83 ³ / ₁₆	54 ¹ / ₂	297	51	VST1684DSD	\$2,882		
	16 ³ / ₁₆	83 ³ / ₁₆	54 ¹ / ₂	314	51	VSV1684DSD		\$4,890	\$5,380
	16 ³ / ₁₆	77 ³ / ₁₆	54 ¹ / ₂	297	47	VST1678DSD	\$2,742		
	16 ³ / ₁₆	77 ³ / ₁₆	54 ¹ / ₂	297	47	VSV1678DSD		\$4,597	\$5,056
	16 ³ / ₁₆	71 ³ / ₁₆	54 ¹ / ₂	281	44	VST1672DSD	\$2,611		
	16 ³ / ₁₆	71 ³ / ₁₆	54 ¹ / ₂	281	44	VSV1672DSD		\$4,268	\$4,695
	16 ³ / ₁₆	65 ³ / ₁₆	54 ¹ / ₂	265	40	VST1666DSD	\$2,481		
	16 ³ / ₁₆	65 ³ / ₁₆	54 ¹ / ₂	265	40	VSV1666DSD		\$4,096	\$4,505
	16 ³ / ₁₆	59 ³ / ₁₆	54 ¹ / ₂	249	37	VST1660DSD	\$2,381		
	16 ³ / ₁₆	59 ³ / ₁₆	54 ¹ / ₂	249	37	VSV1660DSD		\$3,935	\$4,330
	16 ³ / ₁₆	53 ³ / ₁₆	54 ¹ / ₂	225	33	VST1654DSD	\$2,273		
	16 ³ / ₁₆	53 ³ / ₁₆	54 ¹ / ₂	225	33	VSV1654DSD		\$3,803	\$4,184
	16 ³ / ₁₆	47 ³ / ₁₆	54 ¹ / ₂	198	30	VST1648DSD	\$2,173		
	16 ³ / ₁₆	47 ³ / ₁₆	54 ¹ / ₂	198	30	VSV1648DSD		\$3,688	\$4,057
	16 ³ / ₁₆	41 ³ / ₁₆	54 ¹ / ₂	174	26	VST1642DSD	\$2,081		
	16 ³ / ₁₆	41 ³ / ₁₆	54 ¹ / ₂	174	26	VSV1642DSD		\$3,586	\$3,945
	16 ³ / ₁₆	35 ³ / ₁₆	54 ¹ / ₂	148	23	VST1636DSD	\$1,996		
	16 ³ / ₁₆	35 ³ / ₁₆	54 ¹ / ₂	148	23	VSV1636DSD		\$3,491	\$3,839
16 ³ / ₁₆	29 ³ / ₁₆	54 ¹ / ₂	130	19	VST1630DSD	\$1,973			
16 ³ / ₁₆	29 ³ / ₁₆	54 ¹ / ₂	130	19	VSV1630DSD		\$3,412	\$3,752	

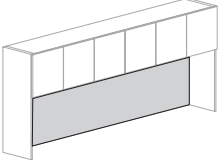
- white markerboard door available, specify and add \$293 list to laminate or veneer door price
- locking not available
- small grommet in top of back to fit LED lights
- tackboards available, see pages [VS172-VS175](#) or [VS176-VS179](#)
- tasklights available, see pages [VS318](#)
- 25" vertical clearance from desk top to bottom of valance rail
- pulls not available
- backside of unit intended to go against a wall, cabinet should be secured to a wall as a safety precaution

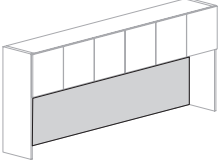
To Order, Specify:

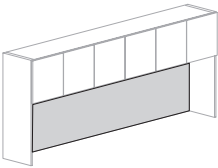
① Model Number Laminate - VST Veneer - VSV

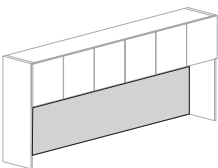
- ② Worksurface Material (see page [VI3](#))
 - a.) TFL
 - b.) HPL
- ③ Laminate Color (see page [VI3](#))
 - a.) Worksurface Color
 - b.) Chassis Color
 - c.) Drawer Color
- ④ Finish Color (see page [VI1](#))

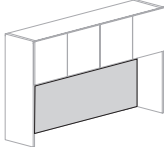
- ④ Edge Profile (see page [VI4](#))
- ⑤ Pull Style and Color (see page [VI5](#))
- ⑥ Optional Grommet Location & Color (see page [VI6](#))
- ⑦ Other Product Options (see page [VI10](#))
- ⑧ Accessories (see page [VS314](#))
- ⑨ Power and Data Options (see page [VS324](#))

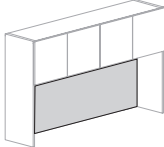
Description	D	W	H	CTN WT	CU FT	① Model	List Price Per Grade
Tackboard for Front of 108" w Storage Overhead Cabinet  <ul style="list-style-type: none"> for use with 108" w overhead com ydg: 3 	½	106 ½	23	22	7	VSB10823TK	COM \$557
	A \$695						
	B \$723						
	C \$805						
	D \$920						
	E \$1,025						
	F \$1,144						
	G \$1,285						
	H \$1,490						
	I \$1,551						
	J \$1,726						

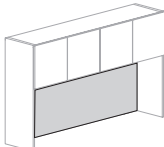
Tackboard for Front of 102" w Storage Overhead Cabinet  <ul style="list-style-type: none"> for use with 102" w overhead com ydg: 3 	100 ½	23	21	6	½	VSB10223TK	COM \$540
	A \$678						
	B \$707						
	C \$788						
	D \$903						
	E \$1,009						
	F \$1,127						
	G \$1,269						
	H \$1,473						
	I \$1,534						
	J \$1,709						

Tackboard for Front of 96" w Storage Overhead Cabinet  <ul style="list-style-type: none"> for use with 96" w overhead com ydg: 3 	½	94 ½	23	20	6	VSB9623TK	COM \$476
	A \$604						
	B \$630						
	C \$705						
	D \$812						
	E \$909						
	F \$1,018						
	G \$1,149						
	H \$1,338						
	I \$1,393						
	J \$1,555						

Tackboard for Front of 90" w Storage Overhead Cabinet  <ul style="list-style-type: none"> for use with 90" w overhead com ydg: 3 	½	88 ½	23	18	6	VSB9023TK	COM \$470
	A \$598						
	B \$624						
	C \$699						
	D \$805						
	E \$903						
	F \$1,012						
	G \$1,143						
	H \$1,331						
	I \$1,387						
	J \$1,549						

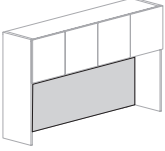
Description	D	W	H	CTN WT	CU FT	① Model	List Price Per Grade	
Tackboard for Front of 84" w Storage Overhead Cabinet  <ul style="list-style-type: none"> • for use with 84" w overhead • com ydg: 3 	½	82⅞	23	17	5	VSB8423TK	COM \$434	
	A							\$551
	B							\$575
	C							\$644
	D							\$742
	E							\$831
	F							\$931
	G							\$1,051
	H							\$1,224
	I							\$1,275
	J							\$1,423

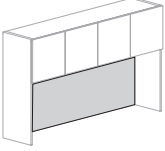
Tackboard for Front of 78" w Storage Overhead Cabinet  <ul style="list-style-type: none"> • for use with 78" w overhead • com ydg: 3 	½	76⅞	23	16	5	VSB7823TK	COM \$419	
	A							\$525
	B							\$547
	C							\$610
	D							\$698
	E							\$779
	F							\$870
	G							\$979
	H							\$1,137
	I							\$1,183
	J							\$1,318

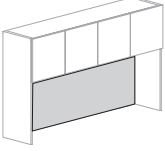
Tackboard for Front of 72" w Storage Overhead Cabinet  <ul style="list-style-type: none"> • for use with 72" w overhead • com ydg: 2 	½	70⅞	23	15	5	VSB7223TK	COM \$394	
	A							\$490
	B							\$509
	C							\$566
	D							\$645
	E							\$718
	F							\$801
	G							\$898
	H							\$1,040
	I							\$1,082
	J							\$1,204

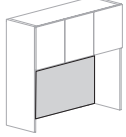
To Order, Specify:

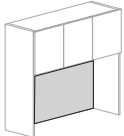
- ① Model Number
- ② Fabric Selection: vendor, pattern, color
 Visit www.jsifurniture.com/finishes-and-materials/textiles for our textiles program. See selection of standard and graded in manufacturers and patterns.

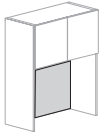
Description	D	W	H	CTN WT	CU FT	① Model	List Price Per Grade
Tackboard for Front of 66" w Storage Overhead Cabinet  <ul style="list-style-type: none"> for use with 66" w overhead com ydg: 2 	1/2	64 1/8	23	14	4	VSB6623TK	COM \$367
	A \$452						
	B \$470						
	C \$520						
	D \$591						
	E \$656						
	F \$729						
	G \$816						
	H \$942						
	I \$979						
	J \$1,087						

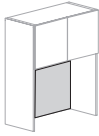
Tackboard for Front of 60" w Storage Overhead Cabinet  <ul style="list-style-type: none"> for use with 60" w overhead com ydg: 2 	1/2	58 1/8	23	11	4	VSB6023TK	COM \$354
	A \$439						
	B \$456						
	C \$507						
	D \$577						
	E \$642						
	F \$715						
	G \$802						
	H \$928						
	I \$966						
	J \$1,074						

Tackboard for Front of 54" w Storage Overhead Cabinet  <ul style="list-style-type: none"> for use with 54" w overhead com ydg: 2 	1/2	52 1/8	23	11	4	VSB5423TK	COM \$327
	A \$412						
	B \$429						
	C \$480						
	D \$551						
	E \$615						
	F \$688						
	G \$775						
	H \$901						
	I \$938						
	J \$1,046						

Tackboard for Front of 48" w Storage Overhead Cabinet  <ul style="list-style-type: none"> for use with 48" w overhead com ydg: 2 	1/2	46 1/8	23	10	3	VSB4823TK	COM \$298
	A \$372						
	B \$388						
	C \$432						
	D \$494						
	E \$550						
	F \$614						
	G \$690						
	H \$801						
	I \$833						
	J \$928						

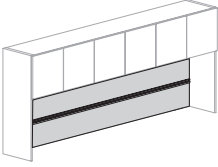
Description	D	W	H	CTN WT	CU FT	① Model	List Price Per Grade
Tackboard for Front of 42" w Storage Overhead Cabinet  <ul style="list-style-type: none"> • for use with 42" w overhead • com ydg: 2 	½	40⅞	23	9	3	VSB4223TK	COM \$269
	A \$333						
	B \$346						
	C \$384						
	D \$437						
	E \$486						
	F \$540						
	G \$606						
	H \$700						
	I \$728						
	J \$809						

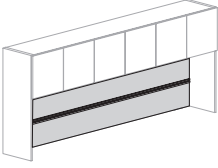
Tackboard for Front of 36" w Storage Overhead Cabinet  <ul style="list-style-type: none"> • for use with 36" w overhead • com ydg: 1 	½	34⅞	23	8	3	VSB3623TK	COM \$242
	A \$295						
	B \$306						
	C \$337						
	D \$381						
	E \$422						
	F \$467						
	G \$522						
	H \$601						
	I \$624						
	J \$692						

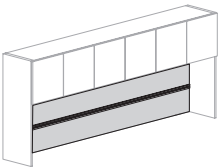
Tackboard for Front of 30" w Storage Overhead Cabinet  <ul style="list-style-type: none"> • for use with 30" w overhead • com ydg: 1 	½	28⅞	23	7	2	VSB3023TK	COM \$230
	A \$283						
	B \$294						
	C \$326						
	D \$370						
	E \$410						
	F \$456						
	G \$510						
	H \$589						
	I \$613						
	J \$680						

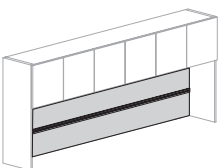
To Order, Specify:

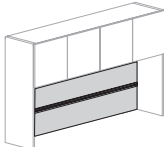
- ① Model Number
- ② Fabric Selection: vendor, pattern, color
 Visit www.jsifurniture.com/finishes-and-materials/textiles
 for our textiles program. See selection of standard and
 graded in manufacturers and patterns.

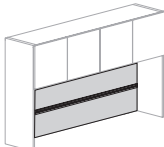
Description	D	W	H	CTN WT	CU FT	① Model	List Price Per Grade
Tackboard for Accessory Rail of 108" w Storage Overhead Cabinet  <ul style="list-style-type: none"> tackboard panels for above and below accessory rail not required; add-on for convenience application com ydg: 3 upper tackboard height: 8 1/4" lower tackboard height: 11 1/2" coordinates with VS_16108DSO, VS_16108SO, VS_16108DSD and VS_16108SD accessory rail sold separately, see page VS180 	1/2	106 3/8		19	4	VSB10823TKA	COM \$624
	A \$762						
	B \$790						
	C \$872						
	D \$987						
	E \$1,092						
	F \$1,211						
	G \$1,352						
	H \$1,558						
	I \$1,619						
	J \$1,795						

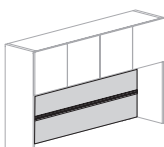
Tackboard for Accessory Rail of 102" w Storage Overhead Cabinet  <ul style="list-style-type: none"> tackboard panels for above and below accessory rail not required; add-on for convenience application com ydg: 3 upper tackboard height: 8 1/4" lower tackboard height: 11 1/2" coordinates with VS_16102DSO, VS_16102SO, VS_16102DSD and VS_16102SD accessory rail sold separately, see page VS180 	1/2	100 3/8		18	4	VSB10223TKA	COM \$608
	A \$746						
	B \$775						
	C \$856						
	D \$971						
	E \$1,077						
	F \$1,195						
	G \$1,337						
	H \$1,542						
	I \$1,603						
	J \$1,779						

Tackboard for Accessory Rail of 96" w Storage Overhead Cabinet  <ul style="list-style-type: none"> tackboard panels for above and below accessory rail not required; add-on for convenience application com ydg: 3 upper tackboard height: 8 1/4" lower tackboard height: 11 1/2" coordinates with VS_1696DSO, VS_1696SO, VS_1696DSD and VS_1696SD accessory rail sold separately, see page VS180 	1/2	94 3/8		17	4	VSB9623TKA	COM \$543
	A \$671						
	B \$697						
	C \$772						
	D \$879						
	E \$976						
	F \$1,085						
	G \$1,216						
	H \$1,405						
	I \$1,461						
	J \$1,624						

Tackboard for Accessory Rail of 90" w Storage Overhead Cabinet  <ul style="list-style-type: none"> tackboard panels for above and below accessory rail not required; add-on for convenience application com ydg: 3 upper tackboard height: 8 1/4" lower tackboard height: 11 1/2" coordinates with VS_1690DSO, VS_1690SO, VS_1690DSD and VS_1690SD accessory rail sold separately, see page VS180 	1/2	88 3/8		16	3	VSB9023TKA	COM \$537
	A \$665						
	B \$691						
	C \$766						
	D \$872						
	E \$970						
	F \$1,079						
	G \$1,210						
	H \$1,399						
	I \$1,455						
	J \$1,617						

Description	D	W	H	CTN WT	CU FT	① Model	List Price Per Grade
Tackboard for Accessory Rail of 84" w Storage Overhead Cabinet  <ul style="list-style-type: none"> tackboard panels for above and below accessory rail not required; add-on for convenience application com ydg: 3 upper tackboard height: 8 1/4" lower tackboard height: 11 1/2" coordinates with VS_1684DSO, VS_1684SO, VS_1684DSD and VS_1684SD accessory rail sold separately, see page VS180 	1/2	82 7/8	0	15	3	VSB8423TKA	COM \$497
	A \$614						
	B \$638						
	C \$707						
	D \$804						
	E \$893						
	F \$994						
	G \$1,113						
	H \$1,287						
	I \$1,339						
	J \$1,487						

Tackboard for Accessory Rail of 78" w Storage Overhead Cabinet  <ul style="list-style-type: none"> tackboard panels for above and below accessory rail not required; add-on for convenience application com ydg: 3 upper tackboard height: 8 1/4" lower tackboard height: 11 1/2" coordinates with VS_1678DSO, VS_1678SO, VS_1678DSD and VS_1678SD accessory rail sold separately, see page VS180 	1/2	76 7/8	0	14	3	VSB7823TKA	COM \$483
	A \$589						
	B \$611						
	C \$673						
	D \$762						
	E \$843						
	F \$934						
	G \$1,043						
	H \$1,201						
	I \$1,248						
	J \$1,384						

Tackboard for Accessory Rail of 72" w Storage Overhead Cabinet  <ul style="list-style-type: none"> tackboard panels for above and below accessory rail not required; add-on for convenience application com ydg: 2 upper tackboard height: 8 1/4" lower tackboard height: 11 1/2" coordinates with VS_1672DSO, VS_1672SO, VS_1672DSD and VS_1672SD accessory rail sold separately, see page VS180 	1/2	70 7/8	0	13	3	VSB7223TKA	COM \$454
	A \$549						
	B \$569						
	C \$626						
	D \$705						
	E \$778						
	F \$860						
	G \$958						
	H \$1,100						
	I \$1,143						
	J \$1,265						

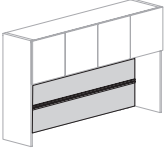
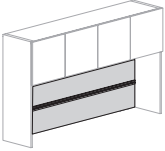
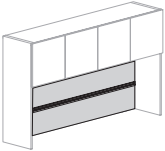
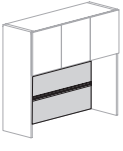
To Order, Specify:

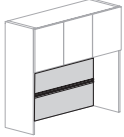
① Model Number


② Fabric Selection: vendor, pattern, color

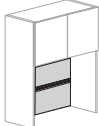
Visit www.jsifurniture.com/finishes-and-materials/textiles

for our textiles program. See selection of standard and graded in manufacturers and patterns.

Description	D	W	H	CTN WT	CU FT	① Model	List Price Per Grade
Tackboard for Accessory Rail of 66" w Storage Overhead Cabinet 	1/2	64 1/8		12	3	VSB6623TKA	COM \$428
							A \$513
<ul style="list-style-type: none"> tackboard panels for above and below accessory rail not required; add-on for convenience application com ydg: 2 upper tackboard height: 8 1/4" lower tackboard height: 11 1/2" coordinates with VS_1666DSO, VS_1666SO, VS_1666DSD and VS_1666SD accessory rail sold separately, see page VS180 							B \$530
							C \$581
							D \$651
							E \$716
							F \$789
							G \$876
							H \$1,003
							I \$1,041
							J \$1,150
							Tackboard for Accessory Rail of 60" w Storage Overhead Cabinet 
A \$498							
<ul style="list-style-type: none"> tackboard panels for above and below accessory rail not required; add-on for convenience application com ydg: 2 upper tackboard height: 8 1/4" lower tackboard height: 11 1/2" coordinates with VS_1660DSO, VS_1660SO, VS_1660DSD and VS_1660SD accessory rail sold separately, see page VS180 							B \$516
							C \$566
							D \$637
							E \$702
							F \$775
							G \$862
							H \$989
							I \$1,026
							J \$1,135
							Tackboard for Accessory Rail of 54" w Storage Overhead Cabinet 
A \$462							
<ul style="list-style-type: none"> tackboard panels for above and below accessory rail not required; add-on for convenience application com ydg: 2 upper tackboard height: 8 1/4" lower tackboard height: 11 1/2" coordinates with VS_1654DSO, VS_1654SO, VS_1654DSD and VS_1654SD accessory rail sold separately, see page VS180 							B \$477
							C \$521
							D \$583
							E \$640
							F \$704
							G \$780
							H \$891
							I \$925
							J \$1,020
							Tackboard for Accessory Rail of 48" w Storage Overhead Cabinet 
A \$427							
<ul style="list-style-type: none"> tackboard panels for above and below accessory rail not required; add-on for convenience application com ydg: 2 upper tackboard height: 8 1/4" lower tackboard height: 11 1/2" coordinates with VS_1648DSO, VS_1648SO, VS_1648DSD and VS_1648SD accessory rail sold separately, see page VS180 							B \$442
							C \$486
							D \$548
							E \$605
							F \$669
							G \$745
							H \$856
							I \$889
							J \$984

Description	D	W	H	CTN WT	CU FT	① Model	List Price Per Grade
Tackboard for Accessory Rail of 42" w Storage Overhead Cabinet 	1/2	40 7/8	0	8	2	VSB4223TKA	COM \$325
	<ul style="list-style-type: none"> tackboard panels for above and below accessory rail not required; add-on for convenience application com ydg: 2 upper tackboard height: 8 1/4" lower tackboard height: 11 1/2" coordinates with VS_1642DSO, VS_1642SO, VS_1642DSD and VS_1642SD accessory rail sold separately, see page VS180 						
	A \$389						
	B \$402						
	C \$440						
	D \$493						
	E \$541						
	F \$596						
	G \$661						
	H \$756						
	I \$785						
	J \$866						

Tackboard for Accessory Rail of 36" w Storage Overhead Cabinet 	1/2	34 7/8	0	7	2	VSB3623TKA	COM \$299
	<ul style="list-style-type: none"> tackboard panels for above and below accessory rail not required; add-on for convenience application com ydg: 1 upper tackboard height: 8 1/4" lower tackboard height: 11 1/2" coordinates with VS_1636DSO, VS_1636SO, VS_1636DSD and VS_1636SD accessory rail sold separately, see page VS180 						
	A \$352						
	B \$363						
	C \$395						
	D \$439						
	E \$479						
	F \$525						
	G \$579						
	H \$659						
	I \$683						
	J \$751						

Tackboard for Accessory Rail of 30" w Storage Overhead Cabinet 	1/2	28 7/8	0	6	1	VSB3023TKA	COM \$286
	<ul style="list-style-type: none"> tackboard panels for above and below accessory rail not required; add-on for convenience application com ydg: 1 upper tackboard height: 8 1/4" lower tackboard height: 11 1/2" coordinates with VS_1630DSO, VS_1630SO, VS_1630DSD and VS_1630SD accessory rail sold separately, see page VS180 						
	A \$339						
	B \$350						
	C \$381						
	D \$426						
	E \$466						
	F \$512						
	G \$566						
	H \$645						
	I \$669						
	J \$737						


To Order, Specify:

① Model Number

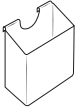

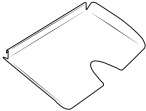
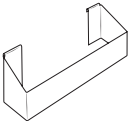
② Fabric Selection: vendor, pattern, color

Visit www.jsifurniture.com/finishes-and-materials/textiles

for our textiles program. See selection of standard and graded in manufacturers and patterns.

Description	D	W	H	CTN WT	CU FT	① Model	List Price
	¾	106½	3¼	9	3	VSB108AR	\$515
	¾	100½	3¼	8	3	VSB102AR	\$494
	¾	94½	3¼	7	3	VSB96AR	\$454
	¾	88½	3¼	7	3	VSB90AR	\$433
	¾	82½	3¼	6	2	VSB84AR	\$411
	¾	76½	3¼	6	2	VSB78AR	\$393
	¾	70½	3¼	5	2	VSB72AR	\$370
	¾	64½	3¼	4	2	VSB66AR	\$353
	¾	58½	3¼	4	2	VSB60AR	\$331
	¾	52½	3¼	4	2	VSB54AR	\$311
	¾	46½	3¼	3	2	VSB48AR	\$292
	¾	40½	3¼	3	1	VSB42AR	\$273
	¾	34½	3¼	3	1	VSB36AR	\$252
	¾	28½	3¼	2	1	VSB30AR	\$231

- used within overhead units for accessory tools

Description	D	W	H	CTN WT	CU FT	① Model	List Price
Upright Tray  <ul style="list-style-type: none"> pen and gadget cup Arctic Silver finish 	1 ³ / ₁₆	3 ³ / ₈	3 ³ / ₁₆	1	1	AC203CUP	\$112
Small Tray  <ul style="list-style-type: none"> tray for paper clips and other small items Arctic Silver finish 	3 ³ / ₁₆	2 ¹¹ / ₁₆	7 ⁷ / ₈	1	1	AC403TRAY	\$85
Pencil Tray  <ul style="list-style-type: none"> tray for pencils and other small items Arctic Silver finish 	3 ³ / ₁₆	7 ¹¹ / ₁₆	7 ⁷ / ₈	1	1	AC408TRAY	\$103
Paper Tray  <ul style="list-style-type: none"> tray for 8 1/2" x 11" letter paper size Arctic Silver finish 	9 ⁹ / ₁₆	13 ³ / ₁₆	7 ⁷ / ₈	1	1	AC912PAP	\$157
File Hanger  <ul style="list-style-type: none"> file hanger for 8 1/2" x 11" letter size hanging file folders Arctic Silver finish 	2 ¹³ / ₁₆	12 ³ / ₁₆	4	1	1	AC313FILE	\$149

To Order, Specify:

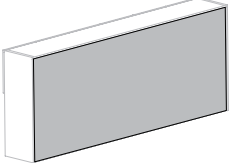
① Model Number

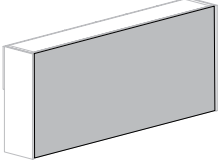
Laminate - VST

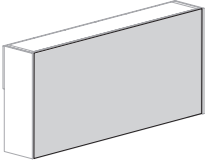
Veneer - VSV

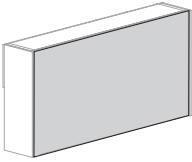
- ② Worksurface Material (see page [VI3](#))
 - a.) TFL
 - b.) HPL
- ③ Laminate Color (see page [VI3](#))
 - a.) Worksurface Color
 - b.) Chassis Color
 - c.) Drawer Color

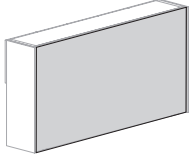
- ④ Edge Profile (see page [VI4](#))
- ⑤ Pull Style and Color (see page [VI5](#))
- ⑥ Optional Grommet Location & Color (see page [VI6](#))
- ⑦ Other Product Options (see page [VI10](#))
- ⑧ Accessories (see page [VS314](#))
- ⑨ Power and Data Options (see page [VS324](#))

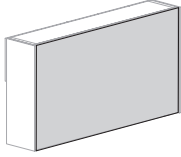
Description	D	W	H	CTN WT	CU FT	① Model	List Price Per Grade
Tackboard for Back of 108" w Storage Overhead Cabinet <ul style="list-style-type: none"> for use with 108" w storage overhead cabinet com ydg: 3 	½	106⅞	41⅝	38	11	VSB10842TKB	COM \$772
	A \$910						
	B \$938						
	C \$1,020						
	D \$1,135						
	E \$1,241						
	F \$1,359						
	G \$1,501						
	H \$1,707						
	I \$1,770						
	J \$1,947						

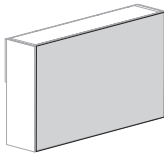
Tackboard for Back of 102" w Storage Overhead Cabinet <ul style="list-style-type: none"> for use with 102" w storage overhead cabinet com ydg: 3 	½	100⅞	41⅝	36	11	VSB10242TKB	COM \$750
	A \$888						
	B \$917						
	C \$999						
	D \$1,114						
	E \$1,219						
	F \$1,338						
	G \$1,479						
	H \$1,685						
	I \$1,748						
	J \$1,925						

Tackboard for Back of 96" w Storage Overhead Cabinet <ul style="list-style-type: none"> for use with 96" w storage overhead cabinet com ydg: 3 	½	94⅞	41⅝	34	10	VSB9642TKB	COM \$681
	A \$809						
	B \$835						
	C \$910						
	D \$1,017						
	E \$1,114						
	F \$1,223						
	G \$1,354						
	H \$1,544						
	I \$1,602						
	J \$1,765						

Tackboard for Back of 90" w Storage Overhead Cabinet <ul style="list-style-type: none"> for use with 90" w storage overhead cabinet com ydg: 3 	½	88⅞	41⅝	32	9	VSB9042TKB	COM \$680
	A \$808						
	B \$834						
	C \$909						
	D \$1,016						
	E \$1,113						
	F \$1,222						
	G \$1,353						
	H \$1,543						
	I \$1,601						
	J \$1,764						

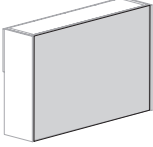
Description	D	W	H	CTN WT	CU FT	① Model	List Price Per Grade	
Tackboard for Back of 84" w Storage Overhead Cabinet  <ul style="list-style-type: none"> for use with 84" w storage overhead cabinet com ydg: 3 	½	82⅞	41⅞	30	9	VSB8442TKB	COM \$637	
	A							\$754
	B							\$778
	C							\$847
	D							\$944
	E							\$1,034
	F							\$1,134
	G							\$1,254
	H							\$1,428
	I							\$1,481
	J							\$1,631

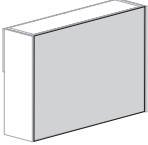
Tackboard for Back of 78" w Storage Overhead Cabinet  <ul style="list-style-type: none"> for use with 78" w storage overhead cabinet com ydg: 3 	½	76⅞	41⅞	28	8	VSB7842TKB	COM \$592	
	A							\$698
	B							\$720
	C							\$783
	D							\$871
	E							\$952
	F							\$1,043
	G							\$1,152
	H							\$1,311
	I							\$1,359
	J							\$1,495

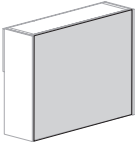
Tackboard for Back of 72" w Storage Overhead Cabinet  <ul style="list-style-type: none"> for use with 72" w storage overhead cabinet com ydg: 2 	½	70⅞	41⅞	26	8	VSB7242TKB	COM \$557	
	A							\$652
	B							\$672
	C							\$729
	D							\$808
	E							\$881
	F							\$963
	G							\$1,061
	H							\$1,204
	I							\$1,248
	J							\$1,371

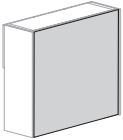
To Order, Specify:

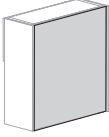
- ① Model Number
- ② Fabric Selection: vendor, pattern, color
 Visit www.jsifurniture.com/finishes-and-materials/textiles for our textiles program. See selection of standard and graded in manufacturers and patterns.

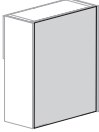
Description	D	W	H	CTN WT	CU FT	① Model	List Price Per Grade
Tackboard for Back of 66" w Storage Overhead Cabinet  <ul style="list-style-type: none"> for use with 66" w storage overhead cabinet com ydg: 2 	½	64⅞	41⅝	23	7	VSB6642TKB	COM \$521
	A \$606						
	B \$623						
	C \$673						
	D \$744						
	E \$809						
	F \$882						
	G \$969						
	H \$1,097						
	I \$1,135						
	J \$1,245						

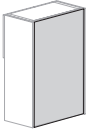
Tackboard for Back of 60" w Storage Overhead Cabinet  <ul style="list-style-type: none"> for use with 60" w storage overhead cabinet com ydg: 2 	½	58⅞	41⅝	21	7	VSB6042TKB	COM \$498
	A \$583						
	B \$600						
	C \$651						
	D \$722						
	E \$786						
	F \$859						
	G \$946						
	H \$1,074						
	I \$1,112						
	J \$1,222						

Tackboard for Back of 54" w Storage Overhead Cabinet  <ul style="list-style-type: none"> for use with 54" w storage overhead cabinet com ydg: 2 	½	52⅞	41⅝	19	6	VSB5442TKB	COM \$460
	A \$534						
	B \$549						
	C \$594						
	D \$655						
	E \$712						
	F \$776						
	G \$852						
	H \$964						
	I \$998						
	J \$1,094						

Tackboard for Back of 48" w Storage Overhead Cabinet  <ul style="list-style-type: none"> for use with 48" w storage overhead cabinet com ydg: 2 	½	46⅞	41⅝	17	5	VSB4842TKB	COM \$411
	A \$486						
	B \$501						
	C \$545						
	D \$607						
	E \$664						
	F \$728						
	G \$804						
	H \$915						
	I \$949						
	J \$1,044						

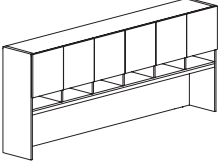
Description	D	W	H	CTN WT	CU FT	① Model	List Price Per Grade
Tackboard for Back of 42" w Storage Overhead Cabinet  <ul style="list-style-type: none"> for use with 42" w storage overhead cabinet com ydg: 2 	½	40⅞	41⅞	15	5	VSB4242TKB	COM \$375
	A \$439						
	B \$452						
	C \$490						
	D \$543						
	E \$592						
	F \$646						
	G \$712						
	H \$807						
	I \$836						
	J \$918						

Tackboard for Back of 36" w Storage Overhead Cabinet  <ul style="list-style-type: none"> for use with 36" w storage overhead cabinet com ydg: 1 	½	34⅞	41⅞	13	5	VSB3642TKB	COM \$337
	A \$390						
	B \$401						
	C \$433						
	D \$477						
	E \$518						
	F \$563						
	G \$618						
	H \$697						
	I \$722						
	J \$790						

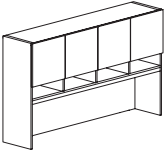
Tackboard for Back of 30" w Storage Overhead Cabinet  <ul style="list-style-type: none"> for use with 30" w storage overhead cabinet com ydg: 1 	½	28⅞	41⅞	11	4	VSB3042TKB	COM \$316
	A \$369						
	B \$380						
	C \$411						
	D \$455						
	E \$496						
	F \$542						
	G \$596						
	H \$676						
	I \$700						
	J \$768						

To Order, Specify:

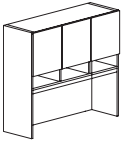
- ① Model Number
- ② Fabric Selection: vendor, pattern, color
 Visit www.jsifurniture.com/finishes-and-materials/textiles for our textiles program. See selection of standard and graded in manufacturers and patterns.

Description	D	W	H	CTN WT	CU FT	① Model	Laminate		Essentials Veneer			Artisan Veneer			
							Laminate Door	Alum. Frm Glass Door	Veneer Door	Alum. Frm Glass Door	Wood Frm Glass Door	Veneer Door	Alum. Frm Glass Door	Wood Frm Glass Door	
Storage Overhead Cabinet with Six Doors and Cubbies 	16 $\frac{3}{16}$	107 $\frac{3}{4}$	42 $\frac{1}{2}$	48	51	VST16108SOC	\$3,021	\$4,496							
	16 $\frac{3}{16}$	107 $\frac{3}{4}$	42 $\frac{1}{2}$	372	51	VSV16108SOC			\$5,876	\$7,351	\$6,393	\$6,460	\$7,935	\$6,978	
	16 $\frac{3}{16}$	101 $\frac{3}{4}$	42 $\frac{1}{2}$	352	48	VST16102SOC	\$2,861	\$4,296							
	16 $\frac{3}{16}$	101 $\frac{3}{4}$	42 $\frac{1}{2}$	352	48	VSV16102SOC			\$5,537	\$6,972	\$6,054	\$6,092	\$7,527	\$6,609	
	16 $\frac{3}{16}$	95 $\frac{3}{4}$	42 $\frac{1}{2}$	331	45	VST1696SOC	\$2,710	\$4,109							
	16 $\frac{3}{16}$	95 $\frac{3}{4}$	42 $\frac{1}{2}$	331	45	VSV1696SOC			\$5,217	\$6,616	\$5,735	\$5,738	\$7,136	\$6,256	
	16 $\frac{3}{16}$	89 $\frac{3}{4}$	42 $\frac{1}{2}$	311	43	VST1690SOC	\$2,566	\$3,926							
	16 $\frac{3}{16}$	89 $\frac{3}{4}$	42 $\frac{1}{2}$	311	43	VSV1690SOC			\$4,747	\$6,106	\$5,264	\$5,222	\$6,581	\$5,739	

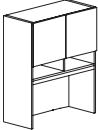
- select door style
- aluminum frame door offered in both frosted or white back painted glass, specify when ordering
- white markerboard doors available, specify and add \$655 list to laminate or veneer door price
- locking available on laminate or wood doors, specify and add \$119 list; glass doors are non-locking
- small grommet in top of back to fit LED lights
- tackboards available, see pages [VS196-VS199](#) or [VS200-VS203](#)
- tasklights available, see pages [VS318](#)
- 19" vertical clearance from desk top to bottom of valance rail
- pulls not available

Description	D	W	H	CTN WT	CU FT	① Model	Laminate		Essentials Veneer			Artisan Veneer			
							Laminate Door	Alum. Frm Glass Door	Veneer Door	Alum. Frm Glass Door	Wood Frm Glass Door	Veneer Door	Alum. Frm Glass Door	Wood Frm Glass Door	
Storage Overhead Cabinet with Four Doors and Cubbies 	16 $\frac{3}{16}$	83 $\frac{3}{4}$	42 $\frac{1}{2}$	279	40	VST1684SOC	\$2,432	\$3,493							
	16 $\frac{3}{16}$	83 $\frac{3}{4}$	42 $\frac{1}{2}$	279	40	VSV1684SOC			\$4,320	\$5,381	\$4,775	\$4,752	\$5,813	\$5,206	
	16 $\frac{3}{16}$	77 $\frac{3}{4}$	42 $\frac{1}{2}$	264	37	VST1678SOC	\$2,302	\$3,325							
	16 $\frac{3}{16}$	77 $\frac{3}{4}$	42 $\frac{1}{2}$	264	37	VSV1678SOC			\$3,981	\$5,005	\$4,435	\$4,378	\$5,402	\$4,832	
	16 $\frac{3}{16}$	71 $\frac{3}{4}$	42 $\frac{1}{2}$	248	34	VST1672SOC	\$2,178	\$3,161							
	16 $\frac{3}{16}$	71 $\frac{3}{4}$	42 $\frac{1}{2}$	248	34	VSV1672SOC			\$3,665	\$4,649	\$4,119	\$4,031	\$5,014	\$4,485	
	16 $\frac{3}{16}$	65 $\frac{3}{4}$	42 $\frac{1}{2}$	234	32	VST1666SOC	\$2,063	\$3,008							
	16 $\frac{3}{16}$	65 $\frac{3}{4}$	42 $\frac{1}{2}$	234	32	VSV1666SOC			\$3,465	\$4,410	\$3,919	\$3,815	\$4,759	\$4,269	
	16 $\frac{3}{16}$	59 $\frac{3}{4}$	42 $\frac{1}{2}$	218	29	VST1660SOC	\$1,968	\$2,875							
	16 $\frac{3}{16}$	59 $\frac{3}{4}$	42 $\frac{1}{2}$	218	29	VSV1660SOC			\$3,281	\$4,188	\$3,735	\$3,609	\$4,515	\$4,063	
16 $\frac{3}{16}$	53 $\frac{3}{4}$	42 $\frac{1}{2}$	198	26	VST1654SOC	\$1,870	\$2,737								
16 $\frac{3}{16}$	53 $\frac{3}{4}$	42 $\frac{1}{2}$	198	26	VSV1654SOC			\$3,129	\$3,996	\$3,582	\$3,442	\$4,310	\$3,896		

- select door style
- aluminum frame door offered in both frosted or white back painted glass, specify when ordering
- white markerboard doors available, specify and add \$574 list to laminate or veneer door price
- locking available on laminate or wood doors, specify and add \$82 list; glass doors are non-locking
- small grommet in top of back to fit LED lights
- tackboards available, see pages [VS196-VS199](#) or [VS200-VS203](#)
- tasklights available, see pages [VS318](#)
- 19" vertical clearance from desk top to bottom of valance rail
- pulls not available

Description	D	W	H	CTN WT	CU FT	① Model	Laminate		Essentials Veneer			Artisan Veneer			
							Laminate Door	Alum. Frm Glass Door	Veneer Door	Alum. Frm Glass Door	Wood Frm Glass Door	Veneer Door	Alum. Frm Glass Door	Wood Frm Glass Door	
Storage Overhead Cabinet with Three Doors and Cubbies 	16 $\frac{3}{16}$	47 $\frac{3}{4}$	42 $\frac{1}{2}$	174	23	VST1648SOCR	\$1,780	\$2,480							
	16 $\frac{3}{16}$	47 $\frac{3}{4}$	42 $\frac{1}{2}$	174	23	VSV1648SOCR			\$2,997	\$3,697	\$3,316	\$3,298	\$3,997	\$3,616	
	16 $\frac{3}{16}$	47 $\frac{3}{4}$	42 $\frac{1}{2}$	174	23	VST1648SOCL	\$1,780	\$2,480							
	16 $\frac{3}{16}$	47 $\frac{3}{4}$	42 $\frac{1}{2}$	174	23	VSV1648SOCL			\$2,997	\$3,697	\$3,316	\$3,298	\$3,997	\$3,616	
	16 $\frac{3}{16}$	41 $\frac{3}{4}$	42 $\frac{1}{2}$	153	21	VST1642SOCR	\$1,690	\$2,351							
	16 $\frac{3}{16}$	41 $\frac{3}{4}$	42 $\frac{1}{2}$	153	21	VSV1642SOCR			\$2,878	\$3,539	\$3,197	\$3,168	\$3,829	\$3,487	
	16 $\frac{3}{16}$	41 $\frac{3}{4}$	42 $\frac{1}{2}$	153	21	VST1642SOCL	\$1,690	\$2,351							
	16 $\frac{3}{16}$	41 $\frac{3}{4}$	42 $\frac{1}{2}$	153	21	VSV1642SOCL			\$2,878	\$3,539	\$3,197	\$3,168	\$3,829	\$3,487	

- select door style
- aluminum frame door offered in both frosted or white back painted glass, specify when ordering
- white markerboard doors available, specify and add \$404 list to laminate or veneer door price
- locking available on laminate or wood doors, specify and add \$77 list; glass doors are non-locking
- small grommet in top of back to fit LED lights
- tackboards available, see pages [VS196-VS199](#) or [VS200-VS203](#)
- tasklights available, see pages [VS318](#)
- 19" vertical clearance from desk top to bottom of valance rail
- right door configuration- 1 door hinges left and 2 doors hinge right
- left door configuration- 1 door hinges right and 2 doors hinge left
- pulls not available

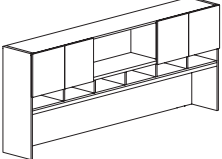
Description	D	W	H	CTN WT	CU FT	① Model	Laminate		Essentials Veneer			Artisan Veneer			
							Laminate Door	Alum. Frm Glass Door	Veneer Door	Alum. Frm Glass Door	Wood Frm Glass Door	Veneer Door	Alum. Frm Glass Door	Wood Frm Glass Door	
Storage Overhead Cabinet with Two Doors and Cubbies 	16 $\frac{3}{16}$	35 $\frac{3}{4}$	42 $\frac{1}{2}$	130	18	VST1636SOC	\$1,607	\$2,100							
	16 $\frac{3}{16}$	35 $\frac{3}{4}$	42 $\frac{1}{2}$	130	18	VSV1636SOC			\$2,768	\$3,261	\$2,959	\$3,046	\$3,539	\$3,236	
	16 $\frac{3}{16}$	29 $\frac{3}{4}$	42 $\frac{1}{2}$	114	15	VST1630SOC	\$1,530	\$1,984							
	16 $\frac{3}{16}$	29 $\frac{3}{4}$	42 $\frac{1}{2}$	114	15	VSV1630SOC			\$2,685	\$3,140	\$2,875	\$2,952	\$3,408	\$3,143	

- select door style
- aluminum frame door offered in both frosted or white back painted glass, specify when ordering
- white markerboard doors available, specify and add \$240 list to laminate or veneer door price
- locking available on laminate or wood doors, specify and add \$49 list; glass doors are non-locking
- small grommet in top of back to fit LED lights
- tackboards available, see pages [VS196-VS199](#) or [VS200-VS203](#)
- tasklights available, see pages [VS318](#)
- 19" vertical clearance from desk top to bottom of valance rail
- pulls not available

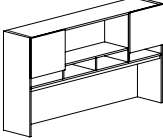
To Order, Specify:

① Model Number Laminate - VST Veneer - VSV

- ② Worksurface Material (see page [VI3](#))
 - a.) TFL
 - b.) HPL
- ③ Laminate Color (see page [VI3](#))
 - a.) Worksurface Color
 - b.) Chassis Color
 - c.) Drawer Color
- ④ Edge Profile (see page [VI4](#))
- ⑤ Pull Style and Color (see page [VI5](#))
- ⑥ Optional Grommet Location & Color (see page [VI6](#))
- ⑦ Other Product Options (see page [VI10](#))
- ⑧ Accessories (see page [VS314](#))
- ⑨ Power and Data Options (see page [VS324](#))

Description	D	W	H	CTN WT	CU FT	① Model	Laminate		Essentials Veneer			Artisan Veneer		
							Laminate Door	Alum. Frm Glass Door	Veneer Door	Alum. Frm Glass Door	Wood Frm Glass Door	Veneer Door	Alum. Frm Glass Door	Wood Frm Glass Door
Storage Overhead Cabinet with Four Doors, Open Center Shelf and Cubbies 	16 3/16	107 3/4	42 1/2	317	51	VST16108SMOC	\$2,936	\$3,924						
	16 3/16	107 3/4	42 1/2	317	51	VSV16108SMOC			\$5,723	\$6,711	\$6,177	\$6,297	\$7,285	\$6,750
	16 3/16	101 3/4	42 1/2	299	48	VST16102SMOC	\$2,773	\$3,735						
	16 3/16	101 3/4	42 1/2	299	48	VSV16102SMOC			\$5,387	\$6,349	\$5,842	\$5,927	\$6,889	\$6,381
	16 3/16	95 3/4	42 1/2	281	45	VST1696SMOC	\$2,626	\$3,857						
	16 3/16	95 3/4	42 1/2	281	45	VSV1696SMOC			\$5,067	\$6,299	\$5,521	\$5,573	\$6,805	\$6,027
	16 3/16	89 3/4	42 1/2	263	43	VST1690SMOC	\$2,481	\$3,678						
	16 3/16	89 3/4	42 1/2	263	43	VSV1690SMOC			\$4,597	\$5,794	\$5,052	\$5,056	\$6,253	\$5,510

- select door style
- aluminum frame door offered in both frosted or white back painted glass, specify when ordering
- white markerboard doors available, specify and add \$574 list to laminate or veneer door price
- locking available on laminate or wood doors, specify and add \$82 list; glass doors are non-locking
- small grommet in top of back to fit LED lights
- tackboards available, see pages [VS196-VS199](#) or [VS200-VS203](#)
- tasklights available, see pages [VS318](#)
- 19" vertical clearance from desk top to bottom of valance rail
- pulls not available

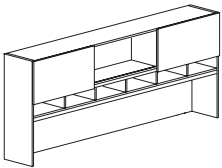
Description	D	W	H	CTN WT	CU FT	① Model	Laminate		Essentials Veneer			Artisan Veneer			
							Laminate Door	Alum. Frm Glass Door	Veneer Door	Alum. Frm Glass Door	Wood Frm Glass Door	Veneer Door	Alum. Frm Glass Door	Wood Frm Glass Door	
Storage Overhead Cabinet with Two Doors, Open Center Shelf and Cubbies 	16 3/16	83 3/4	42 1/2	234	40	VST1684SMOC	\$2,346	\$2,878							
	16 3/16	83 3/4	42 1/2	234	40	VSV1684SMOC			\$4,168	\$4,700	\$4,358	\$4,589	\$5,122	\$4,780	
	16 3/16	77 3/4	42 1/2	221	37	VST1678SMOC	\$2,215	\$2,729							
	16 3/16	77 3/4	42 1/2	221	37	VSV1678SMOC			\$3,831	\$4,345	\$4,022	\$4,214	\$4,728	\$4,405	
	16 3/16	71 3/4	42 1/2	208	34	VST1672SMOC	\$2,093	\$2,587							
	16 3/16	71 3/4	42 1/2	208	34	VSV1672SMOC			\$3,516	\$4,008	\$3,705	\$3,867	\$4,360	\$4,058	
	16 3/16	65 3/4	42 1/2	196	32	VST1666SMOC	\$1,976	\$2,449							
	16 3/16	65 3/4	42 1/2	196	32	VSV1666SMOC			\$3,318	\$3,791	\$3,509	\$3,649	\$4,122	\$3,838	
	16 3/16	59 3/4	42 1/2	183	29	VST1660SMOC	\$1,882	\$2,338							
	16 3/16	59 3/4	42 1/2	183	29	VSV1660SMOC			\$3,132	\$3,586	\$3,321	\$3,445	\$3,900	\$3,635	
	16 3/16	53 3/4	42 1/2	165	26	VST1654SMOC	\$1,784	\$2,220							
	16 3/16	53 3/4	42 1/2	165	26	VSV1654SMOC			\$2,977	\$3,413	\$3,167	\$3,276	\$3,712	\$3,466	

- select door style
- aluminum frame door offered in both frosted or white back painted glass, specify when ordering
- white markerboard doors available, specify and add \$240 list to laminate or veneer door price
- locking available on laminate or wood doors, specify and add \$82 list; glass doors are non-locking
- small grommet in top of back to fit LED lights
- tackboards available, see pages [VS196-VS199](#) or [VS200-VS203](#)
- tasklights available, see pages [VS318](#)
- 19" vertical clearance from desk top to bottom of valance rail
- pulls not available

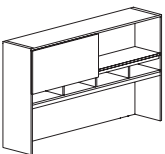
To Order, Specify:

① Model Number Laminate - VST Veneer - VSV

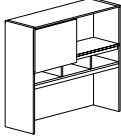
- ② Worksurface Material (see page [VI3](#))
 - a.) TFL
 - b.) HPL
- ③ Laminate Color (see page [VI3](#))
 - a.) Worksurface Color
 - b.) Chassis Color
 - c.) Drawer Color
- ④ Edge Profile (see page [VI4](#))
- ⑤ Pull Style and Color (see page [VI5](#))
- ⑥ Optional Grommet Location & Color (see page [VI6](#))
- ⑦ Other Product Options (see page [VI10](#))
- ⑧ Accessories (see page [VS314](#))
- ⑨ Power and Data Options (see page [VS324](#))

Description	D	W	H	CTN WT	CU FT	① Model	Laminate	Essentials Veneer	Artisan Veneer
Storage Overhead Cabinet with Two Sliding Doors and Cubbies 	16 ³ / ₁₆	107 ³ / ₄	42 ¹ / ₂	48	51	VST16108SDC	\$3,462		
	16 ³ / ₁₆	107 ³ / ₄	42 ¹ / ₂	372	51	VSV16108SDC		\$6,269	\$6,896
	16 ³ / ₁₆	101 ³ / ₄	42 ¹ / ₂	352	48	VST16102SDC	\$3,296		
	16 ³ / ₁₆	101 ³ / ₄	42 ¹ / ₂	352	48	VSV16102SDC		\$5,850	\$6,435
	16 ³ / ₁₆	95 ³ / ₄	42 ¹ / ₂	331	45	VST1696SDC	\$3,134		
	16 ³ / ₁₆	95 ³ / ₄	42 ¹ / ₂	331	45	VSV1696SDC		\$5,447	\$5,994
	16 ³ / ₁₆	89 ³ / ₄	42 ¹ / ₂	311	43	VST1690SDC	\$2,983		
	16 ³ / ₁₆	89 ³ / ₄	42 ¹ / ₂	311	43	VSV1690SDC		\$5,058	\$5,562

- white markerboard doors available, specify and add \$441 list to laminate or veneer door price
- locking not available
- small grommet in top of back to fit LED lights
- tackboards available, see pages [VS196-VS199](#) or [VS200-VS203](#)
- tasklights available, see pages [VS318](#)
- 19" vertical clearance from desk top to bottom of valance rail
- pulls not available

Storage Overhead Cabinet with Sliding Door and Cubbies 	16 ³ / ₁₆	83 ³ / ₄	42 ¹ / ₂	279	40	VST1684SDC	\$2,837		
	16 ³ / ₁₆	83 ³ / ₄	42 ¹ / ₂	279	40	VSV1684SDC		\$4,552	\$5,007
	16 ³ / ₁₆	77 ³ / ₄	42 ¹ / ₂	264	37	VST1678SDC	\$2,697		
	16 ³ / ₁₆	77 ³ / ₄	42 ¹ / ₂	264	37	VSV1678SDC		\$4,278	\$4,709
	16 ³ / ₁₆	71 ³ / ₄	42 ¹ / ₂	248	34	VST1672SDC	\$2,566		
	16 ³ / ₁₆	71 ³ / ₄	42 ¹ / ₂	248	34	VSV1672SDC		\$3,973	\$4,370
	16 ³ / ₁₆	65 ³ / ₄	42 ¹ / ₂	234	32	VST1666SDC	\$2,441		
	16 ³ / ₁₆	65 ³ / ₄	42 ¹ / ₂	234	32	VSV1666SDC		\$3,814	\$4,194
	16 ³ / ₁₆	59 ³ / ₄	42 ¹ / ₂	218	29	VST1660SDC	\$2,341		
	16 ³ / ₁₆	59 ³ / ₄	42 ¹ / ₂	218	29	VSV1660SDC		\$3,664	\$4,028
16 ³ / ₁₆	53 ³ / ₄	42 ¹ / ₂	198	26	VST1654SDC	\$2,237			
16 ³ / ₁₆	53 ³ / ₄	42 ¹ / ₂	198	26	VSV1654SDC		\$3,539	\$3,896	

- white markerboard door available, specify and add \$222 list to laminate or veneer door price
- locking not available
- small grommet in top of back to fit LED lights
- tackboards available, see pages [VS196-VS199](#) or [VS200-VS203](#)
- tasklights available, see pages [VS318](#)
- 19" vertical clearance from desk top to bottom of valance rail
- pulls not available

Description	D	W	H	CTN WT	CU FT	① Model	Laminate	Essentials Veneer	Artisan Veneer
Storage Overhead Cabinet with Sliding Door and Cubbies 	16 ³ / ₁₆	47 ³ / ₄	42 ¹ / ₂	174	23	VST1648SDC	\$2,139		
	16 ³ / ₁₆	47 ³ / ₄	42 ¹ / ₂	174	23	VSV1648SDC		\$3,334	\$3,669
	16 ³ / ₁₆	41 ³ / ₄	42 ¹ / ₂	153	21	VST1642SDC	\$2,049		
	16 ³ / ₁₆	41 ³ / ₄	42 ¹ / ₂	153	21	VSV1642SDC		\$3,241	\$3,565
	16 ³ / ₁₆	35 ³ / ₄	42 ¹ / ₂	130	18	VST1636SDC	\$1,964		
	16 ³ / ₁₆	35 ³ / ₄	42 ¹ / ₂	130	18	VSV1636SDC		\$3,088	\$3,397
	16 ³ / ₁₆	29 ³ / ₄	42 ¹ / ₂	114	15	VST1630SDC	\$1,940		
	16 ³ / ₁₆	29 ³ / ₄	42 ¹ / ₂	114	15	VSV1630SDC		\$2,927	\$3,219

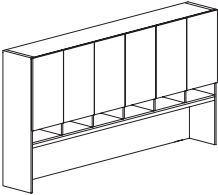
- white markerboard door available, specify and add \$222 list to laminate or veneer door price
- locking not available
- small grommet in top of back to fit LED lights
- tackboards available, see pages [VS196-VS199](#) or [VS200-VS203](#)
- tasklights available, see pages [VS318](#)
- 19" vertical clearance from desk top to bottom of valance rail
- pulls not available

To Order, Specify:

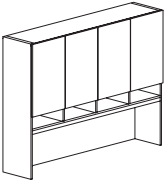
① Model Number Laminate - VST Veneer - VSV

- ② Worksurface Material (see page [VI3](#))
 - a.) TFL
 - b.) HPL
- ③ Laminate Color (see page [VI3](#))
 - a.) Worksurface Color
 - b.) Chassis Color
 - c.) Drawer Color
- ② Finish Color (see page [VI1](#))

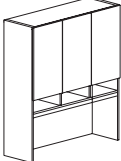
- ④ Edge Profile (see page [VI4](#))
- ⑤ Pull Style and Color (see page [VI5](#))
- ⑥ Optional Grommet Location & Color (see page [VI6](#))
- ⑦ Other Product Options (see page [VI10](#))
- ⑧ Accessories (see page [VS314](#))
- ⑨ Power and Data Options (see page [VS324](#))

Description	D	W	H	CTN WT	CU FT	① Model	Laminate		Essentials Veneer			Artisan Veneer			
							Laminate Door	Alum. Frm Glass Door	Veneer Door	Alum. Frm Glass Door	Wood Frm Glass Door	Veneer Door	Alum. Frm Glass Door	Wood Frm Glass Door	
Double Height Storage Overhead Cabinet with Six Doors and Cubbies 	16 $\frac{3}{16}$	107 $\frac{3}{4}$	54 $\frac{1}{2}$	466	65	VST16108DSOC	\$3,627	\$5,573							
	16 $\frac{3}{16}$	107 $\frac{3}{4}$	54 $\frac{1}{2}$	466	65	VSV16108DSOC			\$6,587	\$8,534	\$7,435	\$7,248	\$9,193	\$8,094	
	16 $\frac{3}{16}$	101 $\frac{3}{4}$	54 $\frac{1}{2}$	441	61	VST16102DSOC	\$3,449	\$5,341							
	16 $\frac{3}{16}$	101 $\frac{3}{4}$	54 $\frac{1}{2}$	441	61	VSV16102DSOC			\$6,211	\$8,102	\$7,058	\$6,831	\$8,724	\$7,678	
	16 $\frac{3}{16}$	95 $\frac{3}{4}$	54 $\frac{1}{2}$	415	58	VST1696DSOC	\$3,280	\$5,118							
	16 $\frac{3}{16}$	95 $\frac{3}{4}$	54 $\frac{1}{2}$	415	58	VSV1696DSOC			\$5,841	\$7,677	\$6,687	\$6,423	\$8,259	\$7,269	
	16 $\frac{3}{16}$	89 $\frac{3}{4}$	54 $\frac{1}{2}$	389	54	VST1690DSOC	\$3,117	\$4,902							
	16 $\frac{3}{16}$	89 $\frac{3}{4}$	54 $\frac{1}{2}$	389	54	VSV1690DSOC			\$5,591	\$7,375	\$6,438	\$6,149	\$7,933	\$6,995	

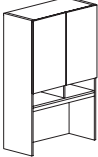
- select door style
- aluminum frame door offered in both frosted or white back painted glass, specify when ordering
- white markerboard doors available, specify and add \$1,072 list to laminate or veneer door price
- locking available on laminate or wood doors, specify and add \$119 list; glass doors are non-locking
- small grommet in top of back to fit LED lights
- tackboards available, see pages [VS196-VS199](#) or [VS200-VS203](#)
- tasklights available, see pages [VS318](#)
- 19" vertical clearance from desk top to bottom of valance rail
- pulls not available
- backside of unit intended to go against a wall, cabinet should be secured to a wall as a safety precaution

Description	D	W	H	CTN WT	CU FT	① Model	Laminate		Essentials Veneer			Artisan Veneer			
							Laminate Door	Alum. Frm Glass Door	Veneer Door	Alum. Frm Glass Door	Wood Frm Glass Door	Veneer Door	Alum. Frm Glass Door	Wood Frm Glass Door	
Double Height Storage Overhead Cabinet with Four Doors and Cubbies 	16 $\frac{3}{16}$	83 $\frac{3}{4}$	54 $\frac{1}{2}$	349	51	VST1684DSOC	\$2,966	\$4,370							
	16 $\frac{3}{16}$	83 $\frac{3}{4}$	54 $\frac{1}{2}$	349	51	VSV1684DSOC			\$5,289	\$6,692	\$5,948	\$5,815	\$7,219	\$6,475	
	16 $\frac{3}{16}$	77 $\frac{3}{4}$	54 $\frac{1}{2}$	330	47	VST1678DSOC	\$2,820	\$4,172							
	16 $\frac{3}{16}$	77 $\frac{3}{4}$	54 $\frac{1}{2}$	330	47	VSV1678DSOC			\$4,929	\$6,281	\$5,589	\$5,422	\$6,775	\$6,082	
	16 $\frac{3}{16}$	71 $\frac{3}{4}$	54 $\frac{1}{2}$	311	44	VST1672DSOC	\$2,680	\$3,976							
	16 $\frac{3}{16}$	71 $\frac{3}{4}$	54 $\frac{1}{2}$	311	44	VSV1672DSOC			\$4,598	\$5,895	\$5,259	\$5,058	\$6,355	\$5,718	
	16 $\frac{3}{16}$	65 $\frac{3}{4}$	54 $\frac{1}{2}$	293	40	VST1666DSOC	\$2,534	\$3,781							
	16 $\frac{3}{16}$	65 $\frac{3}{4}$	54 $\frac{1}{2}$	293	40	VSV1666DSOC			\$4,389	\$5,636	\$5,050	\$4,829	\$6,074	\$5,488	
	16 $\frac{3}{16}$	59 $\frac{3}{4}$	54 $\frac{1}{2}$	274	37	VST1660DSOC	\$2,441	\$3,631							
	16 $\frac{3}{16}$	59 $\frac{3}{4}$	54 $\frac{1}{2}$	274	37	VSV1660DSOC			\$4,194	\$5,384	\$4,853	\$4,614	\$5,805	\$5,273	
	16 $\frac{3}{16}$	53 $\frac{3}{4}$	54 $\frac{1}{2}$	248	33	VST1654DSOC	\$2,327	\$3,463							
16 $\frac{3}{16}$	53 $\frac{3}{4}$	54 $\frac{1}{2}$	248	33	VSV1654DSOC			\$4,036	\$5,173	\$4,696	\$4,441	\$5,578	\$5,100		

- select door style
- aluminum frame door offered in both frosted or white back painted glass, specify when ordering
- white markerboard doors available, specify and add \$836 list to laminate or veneer door price
- locking available on laminate or wood doors, specify and add \$82 list; glass doors are non-locking
- small grommet in top of back to fit LED lights
- tackboards available, see pages [VS196-VS199](#) or [VS200-VS203](#)
- tasklights available, see pages [VS318](#)
- 19" vertical clearance from desk top to bottom of valance rail
- pulls not available
- backside of unit intended to go against a wall, cabinet should be secured to a wall as a safety precaution

Description	D	W	H	CTN WT	CU FT	① Model	Laminate		Essentials Veneer			Artisan Veneer		
							Laminate Door	Alum. Frm Glass Door	Veneer Door	Alum. Frm Glass Door	Wood Frm Glass Door	Veneer Door	Alum. Frm Glass Door	Wood Frm Glass Door
Double Height Storage Overhead Cabinet with Three Doors and Cubbies 	16 $\frac{3}{16}$	47 $\frac{3}{4}$	54 $\frac{1}{2}$	218	30	VST1648DSOCR	\$2,220	\$3,139						
	16 $\frac{3}{16}$	47 $\frac{3}{4}$	54 $\frac{1}{2}$	218	30	VSV1648DSOCR			\$3,785	\$4,703	\$4,221	\$4,164	\$5,083	\$4,600
	16 $\frac{3}{16}$	47 $\frac{3}{4}$	54 $\frac{1}{2}$	218	30	VST1648DSOCL	\$2,220	\$3,139						
	16 $\frac{3}{16}$	47 $\frac{3}{4}$	54 $\frac{1}{2}$	218	30	VSV1648DSOCL			\$3,785	\$4,703	\$4,221	\$4,164	\$5,083	\$4,600
	16 $\frac{3}{16}$	41 $\frac{3}{4}$	54 $\frac{1}{2}$	192	26	VST1642DSOCR	\$2,119	\$2,985						
	16 $\frac{3}{16}$	41 $\frac{3}{4}$	54 $\frac{1}{2}$	192	26	VSV1642DSOCR			\$3,665	\$4,532	\$4,103	\$4,031	\$4,897	\$4,468
	16 $\frac{3}{16}$	41 $\frac{3}{4}$	54 $\frac{1}{2}$	192	26	VST1642DSOCL	\$2,119	\$2,985						
	16 $\frac{3}{16}$	41 $\frac{3}{4}$	54 $\frac{1}{2}$	192	26	VSV1642DSOCL			\$3,665	\$4,532	\$4,103	\$4,031	\$4,897	\$4,468

- select door style
- aluminum frame door offered in both frosted or white back painted glass, specify when ordering
- white markerboard doors available, specify and add \$554 list to laminate or veneer door price
- locking available on laminate or wood doors, specify and add \$77 list; glass doors are non-locking
- small grommet in top of back to fit LED lights
- tackboards available, see pages [VS196-VS199](#) or [VS200-VS203](#)
- tasklights available, see pages [VS318](#)
- 19" vertical clearance from desk top to bottom of valance rail
- right door configuration- 1 door hinges left and 2 doors hinge right
- left door configuration- 1 door hinges right and 2 doors hinge left
- pulls not available
- backside of unit intended to go against a wall, cabinet should be secured to a wall as a safety precaution

Description	D	W	H	CTN WT	CU FT	① Model	Laminate		Essentials Veneer			Artisan Veneer		
							Laminate Door	Alum. Frm Glass Door	Veneer Door	Alum. Frm Glass Door	Wood Frm Glass Door	Veneer Door	Alum. Frm Glass Door	Wood Frm Glass Door
Double Height Storage Overhead Cabinet with Two Doors and Cubbies 	16 $\frac{3}{16}$	35 $\frac{3}{4}$	54 $\frac{1}{2}$	163	23	VST1636DSOC	\$2,024	\$2,674						
	16 $\frac{3}{16}$	35 $\frac{3}{4}$	54 $\frac{1}{2}$	163	23	VSV1636DSOC			\$3,481	\$4,130	\$3,781	\$3,828	\$4,477	\$4,128
	16 $\frac{3}{16}$	29 $\frac{3}{4}$	54 $\frac{1}{2}$	143	19	VST1630DSOC	\$1,936	\$2,531						
	16 $\frac{3}{16}$	29 $\frac{3}{4}$	54 $\frac{1}{2}$	143	19	VSV1630DSOC			\$3,401	\$3,996	\$3,700	\$3,741	\$4,337	\$4,041

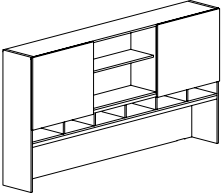
- select door style
- aluminum frame door offered in both frosted or white back painted glass, specify when ordering
- white markerboard doors available, specify and add \$380 list to laminate or veneer door price
- locking available on laminate or wood doors, specify and add \$49 list; glass doors are non-locking
- small grommet in top of back to fit LED lights
- tackboards available, see pages [VS196-VS199](#) or [VS200-VS203](#)
- tasklights available, see pages [VS318](#)
- 19" vertical clearance from desk top to bottom of valance rail
- pulls not available
- backside of unit intended to go against a wall, cabinet should be secured to a wall as a safety precaution

To Order, Specify:

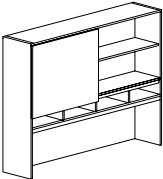
① Model Number Laminate - VST Veneer - VSV

- ② Worksurface Material (see page [VI3](#))
 - a.) TFL
 - b.) HPL
- ③ Laminate Color (see page [VI3](#))
 - a.) Worksurface Color
 - b.) Chassis Color
 - c.) Drawer Color

- ④ Edge Profile (see page [VI4](#))
- ⑤ Pull Style and Color (see page [VI5](#))
- ⑥ Optional Grommet Location & Color (see page [VI6](#))
- ⑦ Other Product Options (see page [VI10](#))
- ⑧ Accessories (see page [VS314](#))
- ⑨ Power and Data Options (see page [VS324](#))

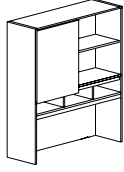
Description	D	W	H	CTN WT	CU FT	① Model	Laminate	Essentials Veneer	Artisan Veneer
Double Height Storage Overhead Cabinet with Two Sliding Doors and Cubbies 	16 ³ / ₁₆	107 ³ / ₄	54 ¹ / ₂	466	65	VST16108DSDC	\$4,053		
	16 ³ / ₁₆	107 ³ / ₄	54 ¹ / ₂	466	65	VSV16108DSDC		\$6,832	\$7,516
	16 ³ / ₁₆	101 ³ / ₄	54 ¹ / ₂	441	61	VST16102DSDC	\$3,871		
	16 ³ / ₁₆	101 ³ / ₄	54 ¹ / ₂	441	61	VSV16102DSDC		\$6,493	\$7,143
	16 ³ / ₁₆	95 ³ / ₄	54 ¹ / ₂	415	58	VST1696DSDC	\$3,698		
	16 ³ / ₁₆	95 ³ / ₄	54 ¹ / ₂	415	58	VSV1696DSDC		\$6,265	\$6,892
	16 ³ / ₁₆	89 ³ / ₄	54 ¹ / ₂	389	54	VST1690DSDC	\$3,532		
	16 ³ / ₁₆	89 ³ / ₄	54 ¹ / ₂	389	54	VSV1690DSDC		\$5,966	\$6,563

- white markerboard doors available, specify and add \$582 list to laminate or veneer door price
- locking not available
- small grommet in top of back to fit LED lights
- tackboards available, see pages [VS196-VS199](#) or [VS200-VS203](#)
- tasklights available, see pages [VS318](#)
- 19" vertical clearance from desk top to bottom of valance rail
- pulls not available
- backside of unit intended to go against a wall, cabinet should be secured to a wall as a safety precaution

Double Height Storage Overhead Cabinet with Sliding Door and Cubbies 	16 ³ / ₁₆	83 ³ / ₄	54 ¹ / ₂	349	51	VST1684DSDC	\$3,374		
	16 ³ / ₁₆	83 ³ / ₄	54 ¹ / ₂	349	51	VSV1684DSDC		\$5,553	\$6,107
	16 ³ / ₁₆	77 ³ / ₄	54 ¹ / ₂	330	47	VST1678DSDC	\$3,223		
	16 ³ / ₁₆	77 ³ / ₄	54 ¹ / ₂	330	47	VSV1678DSDC		\$5,220	\$5,739
	16 ³ / ₁₆	71 ³ / ₄	54 ¹ / ₂	311	44	VST1672DSDC	\$3,079		
	16 ³ / ₁₆	71 ³ / ₄	54 ¹ / ₂	311	44	VSV1672DSDC		\$4,844	\$5,330
	16 ³ / ₁₆	65 ³ / ₄	54 ¹ / ₂	293	40	VST1666DSDC	\$2,928		
	16 ³ / ₁₆	65 ³ / ₄	54 ¹ / ₂	293	40	VSV1666DSDC		\$4,650	\$5,115
	16 ³ / ₁₆	59 ³ / ₄	54 ¹ / ₂	274	37	VST1660DSDC	\$2,833		
	16 ³ / ₁₆	59 ³ / ₄	54 ¹ / ₂	274	37	VSV1660DSDC		\$4,468	\$4,917
	16 ³ / ₁₆	53 ³ / ₄	54 ¹ / ₂	248	33	VST1654DSDC	\$2,720		
	16 ³ / ₁₆	53 ³ / ₄	54 ¹ / ₂	248	33	VSV1654DSDC		\$4,316	\$4,748

- white markerboard door available, specify and add \$293 list to laminate or veneer door price
- locking not available
- small grommet in top of back to fit LED lights
- tackboards available, see pages [VS196-VS199](#) or [VS200-VS203](#)
- tasklights available, see pages [VS318](#)
- 19" vertical clearance from desk top to bottom of valance rail
- pulls not available
- backside of unit intended to go against a wall, cabinet should be secured to a wall as a safety precaution

Description	D	W	H	CTN WT	CU FT	① Model	Laminate	Essentials Veneer	Artisan Veneer
Double Height Storage Overhead Cabinet with Sliding Door and Cubbies	16 ³ / ₁₆	47 ³ / ₄	54 ¹ / ₂	218	30	VST1648DSDC	\$2,607		
	16 ³ / ₁₆	47 ³ / ₄	54 ¹ / ₂	218	30	VSV1648DSDC		\$4,067	\$4,474
	16 ³ / ₁₆	41 ³ / ₄	54 ¹ / ₂	192	26	VST1642DSDC	\$2,510		
	16 ³ / ₁₆	41 ³ / ₄	54 ¹ / ₂	192	26	VSV1642DSDC		\$3,952	\$4,346
	16 ³ / ₁₆	35 ³ / ₄	54 ¹ / ₂	163	23	VST1636DSDC	\$2,415		
	16 ³ / ₁₆	35 ³ / ₄	54 ¹ / ₂	163	23	VSV1636DSDC		\$3,768	\$4,146
	16 ³ / ₁₆	29 ³ / ₄	54 ¹ / ₂	143	19	VST1630DSDC	\$2,397		
	16 ³ / ₁₆	29 ³ / ₄	54 ¹ / ₂	143	19	VSV1630DSDC		\$3,714	\$4,083



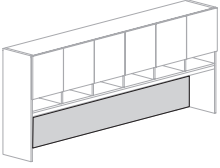
- white markerboard door available, specify and add \$293 list to laminate or veneer door price
- locking not available
- small grommet in top of back to fit LED lights
- tackboards available, see pages [VS196-VS199](#) or [VS200-VS203](#)
- tasklights available, see pages [VS318](#)
- 19" vertical clearance from desk top to bottom of valance rail
- pulls not available
- backside of unit intended to go against a wall, cabinet should be secured to a wall as a safety precaution

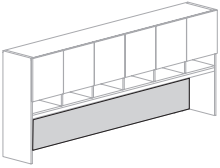
To Order, Specify:

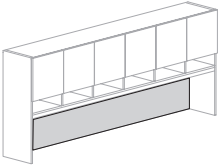
① Model Number Laminate - VST Veneer - VSV

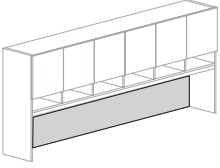
- ② Worksurface Material (see page [VI3](#))
 - a.) TFL
 - b.) HPL
- ③ Laminate Color (see page [VI3](#))
 - a.) Worksurface Color
 - b.) Chassis Color
 - c.) Drawer Color
- ② Finish Color (see page [VI1](#))

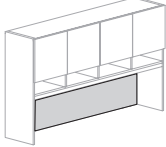
- ④ Edge Profile (see page [VI4](#))
- ⑤ Pull Style and Color (see page [VI5](#))
- ⑥ Optional Grommet Location & Color (see page [VI6](#))
- ⑦ Other Product Options (see page [VI10](#))
- ⑧ Accessories (see page [VS314](#))
- ⑨ Power and Data Options (see page [VS324](#))

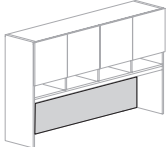
Description	D	W	H	CTN WT	CU FT	① Model	List Price Per Grade
Tackboard for Front of 108" w Storage Overhead Cabinet with Cubbies  <ul style="list-style-type: none"> for use with 108" w overhead com ydg: 3 	½	106⅞	19½	19	6	VSB10820TKC	COM \$524
	A \$662						
	B \$690						
	C \$772						
	D \$887						
	E \$992						
	F \$1,111						
	G \$1,252						
	H \$1,457						
	I \$1,517						
	J \$1,692						

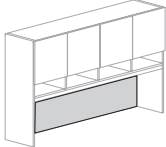
Tackboard for Front of 102" w Storage Overhead Cabinet with Cubbies  <ul style="list-style-type: none"> for use with 102" w overhead com ydg: 3 	½	100⅞	19½	18	6	VSB10220TKC	COM \$511
	A \$649						
	B \$678						
	C \$760						
	D \$875						
	E \$980						
	F \$1,099						
	G \$1,240						
	H \$1,444						
	I \$1,505						
	J \$1,680						

Tackboard for Front of 96" w Storage Overhead Cabinet with Cubbies  <ul style="list-style-type: none"> for use with 96" w overhead com ydg: 3 	½	94⅞	19½	17	5	VSB9620TKC	COM \$476
	A \$604						
	B \$630						
	C \$705						
	D \$812						
	E \$909						
	F \$1,018						
	G \$1,149						
	H \$1,338						
	I \$1,393						
	J \$1,555						

Tackboard for Front of 90" w Storage Overhead Cabinet with Cubbies  <ul style="list-style-type: none"> for use with 90" w overhead com ydg: 3 	½	88⅞	19½	16	5	VSB9020TKC	COM \$469
	A \$597						
	B \$623						
	C \$698						
	D \$804						
	E \$902						
	F \$1,011						
	G \$1,142						
	H \$1,330						
	I \$1,386						
	J \$1,548						

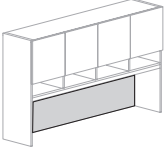
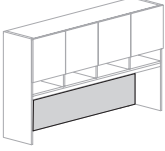
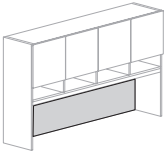
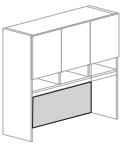
Description	D	W	H	CTN WT	CU FT	① Model	List Price Per Grade
Tackboard for Front of 84" w Storage Overhead Cabinet with Cubbies  <ul style="list-style-type: none"> • for use with 84" w overhead • com ydg: 3 	½	82⅞	19½	15	5	VSB8420TKC	COM \$425
	A	\$542					
	B	\$566					
	C	\$635					
	D	\$732					
	E	\$821					
	F	\$922					
	G	\$1,041					
	H	\$1,214					
	I	\$1,265					
	J	\$1,413					

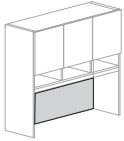
Tackboard for Front of 78" w Storage Overhead Cabinet with Cubbies  <ul style="list-style-type: none"> • for use with 78" w overhead • com ydg: 3 	½	76⅞	19½	14	4	VSB7820TKC	COM \$399
	A	\$505					
	B	\$527					
	C	\$590					
	D	\$679					
	E	\$760					
	F	\$851					
	G	\$960					
	H	\$1,117					
	I	\$1,163					
	J	\$1,298					

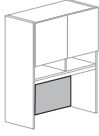
Tackboard for Front of 72" w Storage Overhead Cabinet with Cubbies  <ul style="list-style-type: none"> • for use with 72" w overhead • com ydg: 2 	½	70⅞	19½	13	4	VSB7220TKC	COM \$373
	A	\$469					
	B	\$489					
	C	\$545					
	D	\$625					
	E	\$698					
	F	\$780					
	G	\$878					
	H	\$1,019					
	I	\$1,061					
	J	\$1,183					

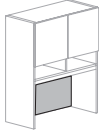
To Order, Specify:

- ① Model Number
- ② Fabric Selection: vendor, pattern, color
 Visit www.jsifurniture.com/finishes-and-materials/textiles for our textiles program. See selection of standard and graded in manufacturers and patterns.

Description	D	W	H	CTN WT	CU FT	① Model	List Price Per Grade
Tackboard for Front of 66" w Storage Overhead Cabinet with Cubbies <ul style="list-style-type: none"> for use with 66" w overhead com ydg: 2 	½	64⅞	19½	12	4	VSB6620TKC	COM \$350 A \$435 B \$452 C \$502 D \$573 E \$638 F \$711 G \$798 H \$924 I \$962 J \$1,070
Tackboard for Front of 60" w Storage Overhead Cabinet with Cubbies <ul style="list-style-type: none"> for use with 60" w overhead com ydg: 2 	½	58⅞	19½	11	3	VSB6020TKC	COM \$336 A \$421 B \$439 C \$489 D \$560 E \$625 F \$698 G \$785 H \$911 I \$948 J \$1,056
Tackboard for Front of 54" w Storage Overhead Cabinet with Cubbies <ul style="list-style-type: none"> for use with 54" w overhead com ydg: 2 	½	52⅞	19½	10	3	VSB5420TKC	COM \$313 A \$398 B \$415 C \$465 D \$536 E \$601 F \$674 G \$761 H \$887 I \$924 J \$1,032
Tackboard for Front of 48" w Storage Overhead Cabinet with Cubbies <ul style="list-style-type: none"> for use with 48" w overhead com ydg: 2 	½	46⅞	19½	9	3	VSB4820TKC	COM \$282 A \$356 B \$371 C \$415 D \$477 E \$534 F \$598 G \$674 H \$784 I \$817 J \$911

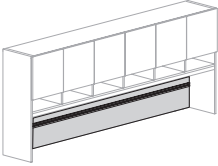
Description	D	W	H	CTN WT	CU FT	① Model	List Price Per Grade
Tackboard for Front of 42" w Storage Overhead Cabinet with Cubbies <ul style="list-style-type: none"> for use with 42" w overhead com ydg: 2 	½	40⅞	19½	8	3	VSB4220TKC	COM \$257
	A	\$321					
	B	\$334					
	C	\$372					
	D	\$425					
	E	\$473					
	F	\$528					
	G	\$593					
	H	\$688					
	I	\$716					
	J	\$797					

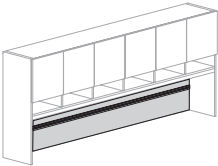
Tackboard for Front of 36" w Storage Overhead Cabinet with Cubbies <ul style="list-style-type: none"> for use with 36" w overhead com ydg: 1 	½	34⅞	19½	7	2	VSB3620TKC	COM \$233
	A	\$286					
	B	\$297					
	C	\$329					
	D	\$373					
	E	\$414					
	F	\$459					
	G	\$513					
	H	\$592					
	I	\$616					
	J	\$684					

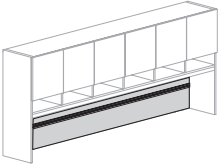
Tackboard for Front of 30" w Storage Overhead Cabinet with Cubbies <ul style="list-style-type: none"> for use with 30" w overhead com ydg: 1 	½	28⅞	19½	6	2	VSB3020TKC	COM \$222
	A	\$275					
	B	\$286					
	C	\$317					
	D	\$362					
	E	\$402					
	F	\$448					
	G	\$502					
	H	\$581					
	I	\$604					
	J	\$672					

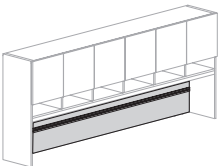
To Order, Specify:

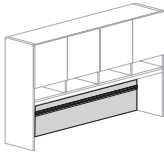
- ① Model Number
- ② Fabric Selection: vendor, pattern, color
 Visit www.jsifurniture.com/finishes-and-materials/textiles for our textiles program. See selection of standard and graded in manufacturers and patterns.

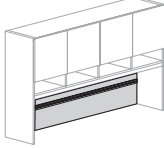
Description	D	W	H	CTN WT	CU FT	① Model	List Price Per Grade
Tackboard for Accessory Rail of 108" w Storage Overhead Cabinet with Cubbies  <ul style="list-style-type: none"> tackboard panels for above and below accessory rail not required; add-on for convenience application com ydg: 3 upper tackboard height: 2 1/4" lower tackboard height: 11 1/2" coordinates with VST16108DSOC, VST16108SOC, VST16108DSDC, VST16108SDC and VST16108SMOC accessory rail sold separately, see page VS226 	1/2	106 3/8	0	14	4	VSB10820TKAC	COM \$592
	A \$730						
	B \$758						
	C \$840						
	D \$955						
	E \$1,060						
	F \$1,179						
	G \$1,320						
	H \$1,525						
	I \$1,586						
	J \$1,762						

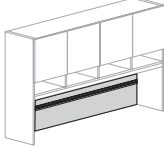
Tackboard for Accessory Rail of 102" w Storage Overhead Cabinet with Cubbies  <ul style="list-style-type: none"> tackboard panels for above and below accessory rail not required; add-on for convenience application com ydg: 3 upper tackboard height: 2 1/4" lower tackboard height: 11 1/2" coordinates with VST16102DSOC, VST16102SOC, VST16102DSDC, VST16102SDC and VST16102SMOC accessory rail sold separately, see page VS226 	1/2	100 3/8	0	13	4	VSB10220TKAC	COM \$579
	A \$717						
	B \$746						
	C \$828						
	D \$943						
	E \$1,048						
	F \$1,167						
	G \$1,308						
	H \$1,513						
	I \$1,574						
	J \$1,749						

Tackboard for Accessory Rail of 96" w Storage Overhead Cabinet with Cubbies  <ul style="list-style-type: none"> tackboard panels for above and below accessory rail not required; add-on for convenience application com ydg: 3 upper tackboard height: 2 1/4" lower tackboard height: 11 1/2" coordinates with VST1696DSOC, VST1696SOC, VST1696DSDC, VST1696SDC and VST1696SMOC accessory rail sold separately, see page VS226 	1/2	94 3/8	0	12	4	VSB9620TKAC	COM \$543
	A \$671						
	B \$697						
	C \$772						
	D \$879						
	E \$976						
	F \$1,085						
	G \$1,216						
	H \$1,405						
	I \$1,461						
	J \$1,624						

Tackboard for Accessory Rail of 90" w Storage Overhead Cabinet with Cubbies  <ul style="list-style-type: none"> tackboard panels for above and below accessory rail not required; add-on for convenience application com ydg: 3 upper tackboard height: 2 1/4" lower tackboard height: 11 1/2" coordinates with VST1690DSOC, VST1690SOC, VST1690DSDC, VST1690SDC and VST1690SMOC accessory rail sold separately, see page VS226 	1/2	88 3/8	0	12	3	VSB9020TKAC	COM \$536
	A \$664						
	B \$690						
	C \$765						
	D \$871						
	E \$969						
	F \$1,078						
	G \$1,209						
	H \$1,398						
	I \$1,454						
	J \$1,616						

Description	D	W	H	CTN WT	CU FT	① Model	List Price Per Grade	
Tackboard for Accessory Rail of 84" w Storage Overhead Cabinet with Cubbies 	½	82⅞	0	11	3	VSB8420TKAC	COM \$486	
	<ul style="list-style-type: none"> tackboard panels for above and below accessory rail not required; add-on for convenience application com ydg: 3 upper tackboard height: 2 ¼" lower tackboard height: 11 ½" coordinates with VST1684DSOC, VST1684SOC, VST1684SDC, VST1684SDC and VST1684SMOC accessory rail sold separately, see page VS226 							A \$602
								B \$626
								C \$696
								D \$793
								E \$882
								F \$983
								G \$1,102
								H \$1,276
								I \$1,327
								J \$1,476

Tackboard for Accessory Rail of 78" w Storage Overhead Cabinet with Cubbies 	½	76⅞	0	10	3	VSB7820TKAC	COM \$461	
	<ul style="list-style-type: none"> tackboard panels for above and below accessory rail not required; add-on for convenience application com ydg: 3 upper tackboard height: 2 ¼" lower tackboard height: 11 ½" coordinates with VST1678DSOC, VST1678SOC, VST1678SDC, VST1678SDC and VST1678SMOC accessory rail sold separately, see page VS226 							A \$567
								B \$589
								C \$652
								D \$740
								E \$821
								F \$913
								G \$1,021
								H \$1,179
								I \$1,226
								J \$1,361

Tackboard for Accessory Rail of 72" w Storage Overhead Cabinet with Cubbies 	½	70⅞	0	10	3	VSB7220TKAC	COM \$433	
	<ul style="list-style-type: none"> tackboard panels for above and below accessory rail not required; add-on for convenience application com ydg: 2 upper tackboard height: 2 ¼" lower tackboard height: 11 ½" coordinates with VST1672DSOC, VST1672SOC, VST1672SDC, VST1672SDC, and VST1672SMOC accessory rail sold separately, see page VS226 							A \$529
								B \$548
								C \$605
								D \$685
								E \$757
								F \$840
								G \$937
								H \$1,080
								I \$1,122
								J \$1,244

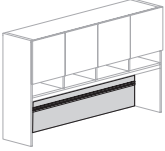
To Order, Specify:

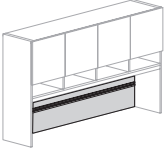
① Model Number

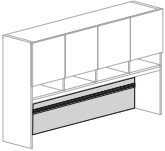
② Fabric Selection: vendor, pattern, color

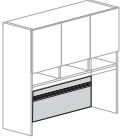
Visit www.jsifurniture.com/finishes-and-materials/textiles

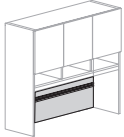
for our textiles program. See selection of standard and graded in manufacturers and patterns.

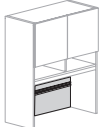
Description	D	W	H	CTN WT	CU FT	① Model	List Price Per Grade
Tackboard for Accessory Rail of 66" w Storage Overhead Cabinet with Cubbies  <ul style="list-style-type: none"> tackboard panels for above and below accessory rail not required; add-on for convenience application com ydg: 2 upper tackboard height: 2 1/4" lower tackboard height: 11 1/2" coordinates with VST1666DSOC, VST1666SOC, VST1666DSDC, VST1666SDC and VST1666SMOC accessory rail sold separately, see page VS226 	1/2	64 1/8	0	9	3	VSB6620TKAC	COM \$408
	A \$493						
	B \$511						
	C \$561						
	D \$632						
	E \$697						
	F \$770						
	G \$857						
	H \$983						
	I \$1,021						
	J \$1,130						


Tackboard for Accessory Rail of 60" w Storage Overhead Cabinet with Cubbies  <ul style="list-style-type: none"> tackboard panels for above and below accessory rail not required; add-on for convenience application com ydg: 2 upper tackboard height: 2 1/4" lower tackboard height: 11 1/2" coordinates with VST1660DSOC, VST1660SOC, VST1660DSDC, VST1660SDC and VST1660SMOC accessory rail sold separately, see page VS226 	1/2	58 1/8	0	8	2	VSB6020TKAC	COM \$395
	A \$480						
	B \$497						
	C \$548						
	D \$619						
	E \$683						
	F \$756						
	G \$843						
	H \$970						
	I \$1,008						
	J \$1,116						

Tackboard for Accessory Rail of 54" w Storage Overhead Cabinet with Cubbies  <ul style="list-style-type: none"> tackboard panels for above and below accessory rail not required; add-on for convenience application com ydg: 2 upper tackboard height: 2 1/4" lower tackboard height: 11 1/2" coordinates with VST1654DSOC, VST1654SOC, VST1654DSDC, VST1654SDC and VST1654SMOC accessory rail sold separately, see page VS226 	1/2	52 1/8	0	7	2	VSB5420TKAC	COM \$370
	A \$445						
	B \$460						
	C \$504						
	D \$566						
	E \$623						
	F \$686						
	G \$763						
	H \$873						
	I \$907						
	J \$1,002						

Tackboard for Accessory Rail of 48" w Storage Overhead Cabinet with Cubbies  <ul style="list-style-type: none"> tackboard panels for above and below accessory rail not required; add-on for convenience application com ydg: 2 upper tackboard height: 2 1/4" lower tackboard height: 11 1/2" coordinates with VST1648DSOC, VST1648SOC, VST1648DSDC and VST1648SDC accessory rail sold separately, see page VS226 	1/2	46 1/8	0	7	2	VSB4820TKAC	COM \$338
	A \$413						
	B \$428						
	C \$472						
	D \$534						
	E \$591						
	F \$655						
	G \$731						
	H \$841						
	I \$874						
	J \$969						

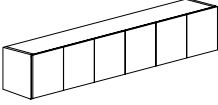
Description	D	W	H	CTN WT	CU FT	① Model	List Price Per Grade
Tackboard for Accessory Rail of 42" w Storage Overhead Cabinet with Cubbies 	1/2	40 3/8	0	6	2	VSB4220TKAC	COM \$314
	<ul style="list-style-type: none"> tackboard panels for above and below accessory rail not required; add-on for convenience application com ydg: 2 upper tackboard height: 2 1/4" lower tackboard height: 11 1/2" coordinates with VST1642DSOC, VST1642SOC, VST1642DSDC and VST1642SDC accessory rail sold separately, see page VS226 						
	A \$377						
	B \$390						
	C \$428						
	D \$481						
	E \$530						
	F \$585						
	G \$650						
	H \$745						
	I \$773						
	J \$855						

Tackboard for Accessory Rail of 36" w Storage Overhead Cabinet with Cubbies 	1/2	34 1/8	0	5	2	VSB3620TKAC	COM \$288
	<ul style="list-style-type: none"> tackboard panels for above and below accessory rail not required; add-on for convenience application com ydg: 1 upper tackboard height: 2 1/4" lower tackboard height: 11 1/2" coordinates with VST1636DSOC, VST1636SOC, VST1636DSDC and VST1636SDC accessory rail sold separately, see page VS226 						
	A \$341						
	B \$352						
	C \$383						
	D \$428						
	E \$468						
	F \$514						
	G \$568						
	H \$648						
	I \$671						
	J \$740						

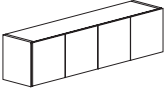
Tackboard for Accessory Rail of 30" w Storage Overhead Cabinet with Cubbies 	1/2	28 3/8	0	5	1	VSB3020TKAC	COM \$278
	<ul style="list-style-type: none"> tackboard panels for above and below accessory rail not required; add-on for convenience application com ydg: 1 upper tackboard height: 2 1/4" lower tackboard height: 11 1/2" coordinates with VST1630DSOC, VST1630SOC, VST1630DSDC and VST1630SDC accessory rail sold separately, see page VS226 						
	A \$331						
	B \$342						
	C \$373						
	D \$417						
	E \$458						
	F \$503						
	G \$558						
	H \$637						
	I \$661						
	J \$729						

To Order, Specify:

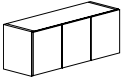
- ① Model Number
- ② Fabric Selection: vendor, pattern, color
 Visit www.jsifurniture.com/finishes-and-materials/textiles for our textiles program. See selection of standard and graded in manufacturers and patterns.

Description	D	W	H	CTN WT	CU FT	① Model	Laminate		Essentials Veneer			Artisan Veneer			
							Laminate Door	Alum. Frm Glass Door	Veneer Door	Alum. Frm Glass Door	Wood Frm Glass Door	Veneer Door	Alum. Frm Glass Door	Wood Frm Glass Door	
Wall Mount Overhead Cabinet with Six Doors 	16 $\frac{3}{16}$	108	17 $\frac{1}{2}$	281	23	VST16108WSO	\$2,215	\$3,690							
	16 $\frac{3}{16}$	108	17 $\frac{1}{2}$	281	23	VSV16108WSO			\$3,984	\$5,458	\$4,501	\$4,382	\$5,857	\$4,899	
	16 $\frac{3}{16}$	102	17 $\frac{1}{2}$	266	22	VST16102WSO	\$2,091	\$3,526							
	16 $\frac{3}{16}$	102	17 $\frac{1}{2}$	266	22	VSV16102WSO			\$3,659	\$5,094	\$4,176	\$4,024	\$5,458	\$4,541	
	16 $\frac{3}{16}$	96	17 $\frac{1}{2}$	250	21	VST1696WSO	\$1,973	\$3,372							
	16 $\frac{3}{16}$	96	17 $\frac{1}{2}$	250	21	VSV1696WSO			\$3,343	\$4,742	\$3,860	\$3,675	\$5,074	\$4,193	
	16 $\frac{3}{16}$	90	17 $\frac{1}{2}$	235	20	VST1690WSO	\$1,862	\$3,221							
	16 $\frac{3}{16}$	90	17 $\frac{1}{2}$	235	20	VSV1690WSO			\$3,186	\$4,546	\$3,703	\$3,501	\$4,862	\$4,020	


- select door style
- aluminum frame door offered in both frosted or white back painted glass, specify when ordering
- white markerboard doors available, specify and add \$655 list to laminate or veneer door price
- locking available on laminate or wood doors, specify and add \$119 list; glass doors are non-locking
- supported by wall cleat- hardware provided by installer
- no pulls

Description	D	W	H	CTN WT	CU FT	① Model	Laminate		Essentials Veneer			Artisan Veneer			
							Laminate Door	Alum. Frm Glass Door	Veneer Door	Alum. Frm Glass Door	Wood Frm Glass Door	Veneer Door	Alum. Frm Glass Door	Wood Frm Glass Door	
Wall Mount Overhead Cabinet with Four Doors 	16 $\frac{3}{16}$	84	17 $\frac{1}{2}$	219	18	VST1684WSO	\$1,753	\$2,813							
	16 $\frac{3}{16}$	84	17 $\frac{1}{2}$	219	18	VSV1684WSO			\$3,035	\$4,096	\$3,489	\$3,341	\$4,402	\$3,794	
	16 $\frac{3}{16}$	78	17 $\frac{1}{2}$	203	17	VST1678WSO	\$1,654	\$2,677							
	16 $\frac{3}{16}$	78	17 $\frac{1}{2}$	203	17	VSV1678WSO			\$2,869	\$3,894	\$3,323	\$3,156	\$4,180	\$3,611	
	16 $\frac{3}{16}$	72	17 $\frac{1}{2}$	187	16	VST1672WSO	\$1,600	\$2,584							
	16 $\frac{3}{16}$	72	17 $\frac{1}{2}$	187	16	VSV1672WSO			\$2,707	\$3,690	\$3,161	\$2,977	\$3,960	\$3,431	
	16 $\frac{3}{16}$	66	17 $\frac{1}{2}$	174	15	VST1666WSO	\$1,481	\$2,425							
	16 $\frac{3}{16}$	66	17 $\frac{1}{2}$	174	15	VSV1666WSO			\$2,589	\$3,533	\$3,043	\$2,846	\$3,791	\$3,301	
	16 $\frac{3}{16}$	60	17 $\frac{1}{2}$	163	13	VST1660WSO	\$1,358	\$2,264							
	16 $\frac{3}{16}$	60	17 $\frac{1}{2}$	163	13	VSV1660WSO			\$2,374	\$3,280	\$2,827	\$2,611	\$3,518	\$3,065	
	16 $\frac{3}{16}$	54	17 $\frac{1}{2}$	160	12	VST1654WSO	\$1,284	\$2,151							
	16 $\frac{3}{16}$	54	17 $\frac{1}{2}$	160	12	VSV1654WSO			\$2,243	\$3,110	\$2,696	\$2,465	\$3,333	\$2,920	

- select door style
- aluminum frame door offered in both frosted or white back painted glass, specify when ordering
- white markerboard doors available, specify and add \$574 list to laminate or veneer door price
- locking available on laminate or wood doors, specify and add \$82 list; glass doors are non-locking
- supported by wall cleat- hardware provided by installer
- no pulls

Description	D	W	H	CTN WT	CU FT	① Model	Laminate		Essentials Veneer			Artisan Veneer		
							Laminate Door	Alum. Frm Glass Door	Veneer Door	Alum. Frm Glass Door	Wood Frm Glass Door	Veneer Door	Alum. Frm Glass Door	Wood Frm Glass Door
Wall Mount Overhead Cabinet with Three Doors 	16 ³ / ₁₆	48	17 ¹ / ₂	154	11	VST1648WSOR	\$1,177	\$1,877						
	16 ³ / ₁₆	48	17 ¹ / ₂	154	11	VSV1648WSOR			\$1,942	\$2,642	\$2,261	\$2,139	\$2,839	\$2,458
	16 ³ / ₁₆	48	17 ¹ / ₂	154	11	VST1648WSOL	\$1,177	\$1,877						
	16 ³ / ₁₆	48	17 ¹ / ₂	154	11	VSV1648WSOL			\$1,942	\$2,642	\$2,261	\$2,139	\$2,839	\$2,458
	16 ³ / ₁₆	42	17 ¹ / ₂	142	10	VST1642WSOR	\$1,115	\$1,776						
	16 ³ / ₁₆	42	17 ¹ / ₂	142	10	VSV1642WSOR			\$1,818	\$2,479	\$2,137	\$1,999	\$2,659	\$2,317
	16 ³ / ₁₆	42	17 ¹ / ₂	142	10	VST1642WSOL	\$1,115	\$1,776						
	16 ³ / ₁₆	42	17 ¹ / ₂	142	10	VSV1642WSOL			\$1,818	\$2,479	\$2,137	\$1,999	\$2,659	\$2,317

- select door style
- aluminum frame door offered in both frosted or white back painted glass, specify when ordering
- white markerboard doors available, specify and add \$404 list to laminate or veneer door price
- locking available on laminate or wood doors, specify and add \$77 list to laminate or veneer door price
- supported by wall cleat- hardware provided by installer
- right door configuration- 1 door hinges left and 2 doors hinge right
- left door configuration- 1 door hinges right and 2 doors hinge left
- no pulls

Description	D	W	H	CTN WT	CU FT	① Model	Laminate		Essentials Veneer			Artisan Veneer		
							Laminate Door	Alum. Frm Glass Door	Veneer Door	Alum. Frm Glass Door	Wood Frm Glass Door	Veneer Door	Alum. Frm Glass Door	Wood Frm Glass Door
Wall Mount Overhead Cabinet with Two Doors 	16 ³ / ₁₆	36	17 ¹ / ₂	133	8	VST1636WSO	\$966	\$1,459						
	16 ³ / ₁₆	36	17 ¹ / ₂	133	8	VSV1636WSO			\$1,688	\$2,181	\$1,878	\$1,861	\$2,353	\$2,050
	16 ³ / ₁₆	30	17 ¹ / ₂	128	7	VST1630WSO	\$916	\$1,371						
	16 ³ / ₁₆	30	17 ¹ / ₂	128	7	VSV1630WSO			\$1,596	\$2,051	\$1,787	\$1,757	\$2,212	\$1,947

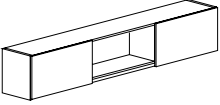
- select door style
- aluminum frame door offered in both frosted or white back painted glass, specify when ordering
- white markerboard doors available, specify and add \$240 list to laminate or veneer door price
- locking available on laminate or wood doors, specify and add \$49 list to laminate or veneer door price
- supported by wall cleat- hardware provided by installer
- no pulls

To Order, Specify:

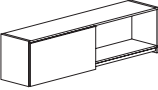
① Model Number Laminate - VST Veneer - VSV

- ② Worksurface Material (see page [VI3](#))
 - a.) TFL
 - b.) HPL
- ③ Laminate Color (see page [VI3](#))
 - a.) Worksurface Color
 - b.) Chassis Color
 - c.) Drawer Color

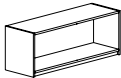
- ④ Edge Profile (see page [VI4](#))
- ⑤ Pull Style and Color (see page [VI5](#))
- ⑥ Optional Grommet Location & Color (see page [VI6](#))
- ⑦ Other Product Options (see page [VI10](#))
- ⑧ Accessories (see page [VS314](#))
- ⑨ Power and Data Options (see page [VS324](#))

Description	D	W	H	CTN WT	CU FT	① Model	Laminate	Essentials Veneer	Artisan Veneer
Wall Mount Overhead Cabinet with Two Sliding Doors 	16 ³ / ₁₆	108	17 ¹ / ₂	281	23	VST16108WSD	\$2,615		
	16 ³ / ₁₆	108	17 ¹ / ₂	281	23	VSV16108WSD		\$4,465	\$4,913
	16 ³ / ₁₆	102	17 ¹ / ₂	266	22	VST16102WSD	\$2,478		
	16 ³ / ₁₆	102	17 ¹ / ₂	266	22	VSV16102WSD		\$4,219	\$4,640
	16 ³ / ₁₆	96	17 ¹ / ₂	250	21	VST1696WSD	\$2,346		
	16 ³ / ₁₆	96	17 ¹ / ₂	250	21	VSV1696WSD		\$3,968	\$4,367
	16 ³ / ₁₆	90	17 ¹ / ₂	235	20	VST1690WSD	\$2,222		
	16 ³ / ₁₆	90	17 ¹ / ₂	235	20	VSV1690WSD		\$3,724	\$4,095

- white markerboard doors available, specify and add \$441 list to laminate or veneer door price
- locking not available
- supported by wall cleat- hardware provided by installer
- pulls not available

Wall Mount Overhead Cabinet with Sliding Door 	16 ³ / ₁₆	84	17 ¹ / ₂	219	18	VST1684WSD	\$2,106		
	16 ³ / ₁₆	84	17 ¹ / ₂	219	18	VSV1684WSD		\$3,473	\$3,820
	16 ³ / ₁₆	78	17 ¹ / ₂	203	17	VST1678WSD	\$2,062		
	16 ³ / ₁₆	78	17 ¹ / ₂	203	17	VSV1678WSD		\$3,226	\$3,550
	16 ³ / ₁₆	72	17 ¹ / ₂	187	16	VST1672WSD	\$1,953		
	16 ³ / ₁₆	72	17 ¹ / ₂	187	16	VSV1672WSD		\$3,033	\$3,334
	16 ³ / ₁₆	66	17 ¹ / ₂	174	15	VST1666WSD	\$1,859		
	16 ³ / ₁₆	66	17 ¹ / ₂	174	15	VSV1666WSD		\$2,903	\$3,192
	16 ³ / ₁₆	60	17 ¹ / ₂	163	13	VST1660WSD	\$1,765		
	16 ³ / ₁₆	60	17 ¹ / ₂	163	13	VSV1660WSD		\$2,762	\$3,039
	16 ³ / ₁₆	54	17 ¹ / ₂	160	12	VST1654WSD	\$1,662		
	16 ³ / ₁₆	54	17 ¹ / ₂	160	12	VSV1654WSD		\$2,580	\$2,838
	16 ³ / ₁₆	48	17 ¹ / ₂	154	11	VST1648WSD	\$1,425		
	16 ³ / ₁₆	48	17 ¹ / ₂	154	11	VSV1648WSD		\$2,372	\$2,605
	16 ³ / ₁₆	42	17 ¹ / ₂	142	10	VST1642WSD	\$1,362		
	16 ³ / ₁₆	42	17 ¹ / ₂	142	10	VSV1642WSD		\$2,236	\$2,460
	16 ³ / ₁₆	36	17 ¹ / ₂	133	8	VST1636WSD	\$1,190		
	16 ³ / ₁₆	36	17 ¹ / ₂	133	8	VSV1636WSD		\$2,117	\$2,330
16 ³ / ₁₆	30	17 ¹ / ₂	128	7	VST1630WSD	\$1,171			
16 ³ / ₁₆	30	17 ¹ / ₂	128	7	VSV1630WSD		\$1,972	\$2,169	

- white markerboard doors available, specify and add \$222 list to laminate or veneer door price
- locking not available
- supported by wall cleat- hardware provided by installer
- pulls not available

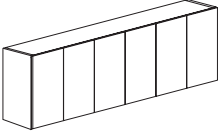
Description	D	W	H	CTN WT	CU FT	① Model	Laminate	Essentials Veneer	Artisan Veneer
Wall Mount Open Overhead 	15 ⁷ / ₁₆	54	17 ¹ / ₂	73	12	VST1554WOO	\$1,014		
	15 ⁷ / ₁₆	54	17 ¹ / ₂	73	12	VSV1554WOO		\$1,603	\$1,763
	15 ⁷ / ₁₆	48	17 ¹ / ₂	68	10	VST1548WOO	\$920		
	15 ⁷ / ₁₆	48	17 ¹ / ₂	68	10	VSV1548WOO		\$1,461	\$1,607
	15 ⁷ / ₁₆	42	17 ¹ / ₂	61	9	VST1542WOO	\$841		
	15 ⁷ / ₁₆	42	17 ¹ / ₂	61	9	VSV1542WOO		\$1,330	\$1,462
	15 ⁷ / ₁₆	36	17 ¹ / ₂	53	8	VST1536WOO	\$766		
	15 ⁷ / ₁₆	36	17 ¹ / ₂	53	8	VSV1536WOO		\$1,212	\$1,334
	15 ⁷ / ₁₆	30	17 ¹ / ₂	46	7	VST1530WOO	\$694		
15 ⁷ / ₁₆	30	17 ¹ / ₂	46	7	VSV1530WOO		\$1,097	\$1,209	

- supported by wall cleat- hardware provided by installer

To Order, Specify:

① Model Number Laminate - VST Veneer - VSV

- | | | |
|--|---|--|
| <ul style="list-style-type: none"> ② Worksurface Material (see page VI3) <ul style="list-style-type: none"> a.) TFL b.) HPL ③ Laminate Color (see page VI3) <ul style="list-style-type: none"> a.) Worksurface Color b.) Chassis Color c.) Drawer Color | <ul style="list-style-type: none"> ② Finish Color (see page VI1) | <ul style="list-style-type: none"> ④ Edge Profile (see page VI4) ⑤ Pull Style and Color (see page VI5) ⑥ Optional Grommet Location & Color (see page VI6) ⑦ Other Product Options (see page VI10) ⑧ Accessories (see page VS314) ⑨ Power and Data Options (see page VS324) |
|--|---|--|

Description	D	W	H	CTN WT	CU FT	① Model	Laminate		Essentials Veneer			Artisan Veneer			
							Laminate Door	Alum. Frm Glass Door	Veneer Door	Alum. Frm Glass Door	Wood Frm Glass Door	Veneer Door	Alum. Frm Glass Door	Wood Frm Glass Door	
Double Height Wall Mount Overhead Cabinet with Six Doors 	16 3/16	108	29 1/2	366	37	VST16108WDSO	\$2,779	\$4,725							
	16 3/16	108	29 1/2	366	37	VSV16108WDSO			\$5,273	\$7,219	\$6,120	\$5,802	\$7,748	\$6,649	
	16 3/16	102	29 1/2	346	35	VST16102WDSO	\$2,638	\$4,530							
	16 3/16	102	29 1/2	346	35	VSV16102WDSO			\$4,983	\$6,875	\$5,830	\$5,482	\$7,374	\$6,329	
	16 3/16	96	29 1/2	325	33	VST1696WDSO	\$2,494	\$4,331							
	16 3/16	96	29 1/2	325	33	VSV1696WDSO			\$4,688	\$6,526	\$5,536	\$5,159	\$6,995	\$6,005	
	16 3/16	90	29 1/2	306	31	VST1690WDSO	\$2,360	\$4,145							
	16 3/16	90	29 1/2	306	31	VSV1690WDSO			\$4,399	\$6,183	\$5,245	\$4,838	\$6,622	\$5,685	


- select door style
- aluminum frame door offered in both frosted or white back painted glass, specify when ordering
- white markerboard doors available, specify and add \$1,072 list to laminate or veneer door price
- locking available on laminate or wood doors, specify and add \$119 list; glass doors are non-locking
- supported by wall cleat- hardware provided by installer
- no pulls

Description	D	W	H	CTN WT	CU FT	① Model	Laminate		Essentials Veneer			Artisan Veneer			
							Laminate Door	Alum. Frm Glass Door	Veneer Door	Alum. Frm Glass Door	Wood Frm Glass Door	Veneer Door	Alum. Frm Glass Door	Wood Frm Glass Door	
Double Height Wall Mount Overhead Cabinet with Four Doors 	16 3/16	84	29 1/2	285	29	VST1684WDSO	\$2,236	\$3,641							
	16 3/16	84	29 1/2	285	29	VSV1684WDSO			\$4,104	\$5,508	\$4,763	\$4,514	\$5,919	\$5,174	
	16 3/16	78	29 1/2	264	27	VST1678WDSO	\$2,186	\$3,539							
	16 3/16	78	29 1/2	264	27	VSV1678WDSO			\$3,811	\$5,164	\$4,471	\$4,193	\$5,545	\$4,852	
	16 3/16	72	29 1/2	244	25	VST1672WDSO	\$2,069	\$3,366							
	16 3/16	72	29 1/2	244	25	VSV1672WDSO			\$3,520	\$4,817	\$4,179	\$3,870	\$5,167	\$4,530	
	16 3/16	66	29 1/2	227	23	VST1666WDSO	\$1,962	\$3,207							
	16 3/16	66	29 1/2	227	23	VSV1666WDSO			\$3,367	\$4,613	\$4,027	\$3,702	\$4,949	\$4,363	
	16 3/16	60	29 1/2	212	21	VST1660WDSO	\$1,870	\$3,061							
	16 3/16	60	29 1/2	212	21	VSV1660WDSO			\$3,202	\$4,392	\$3,862	\$3,522	\$4,713	\$4,181	
16 3/16	54	29 1/2	208	19	VST1654WDSO	\$1,758	\$2,895								
16 3/16	54	29 1/2	208	19	VSV1654WDSO			\$2,888	\$4,025	\$3,547	\$3,176	\$4,313	\$3,835		

- select door style
- aluminum frame door offered in both frosted or white back painted glass, specify when ordering
- white markerboard doors available, specify and add \$836 list to laminate or veneer door price
- locking available on laminate or wood doors, specify and add \$82 list; glass doors are non-locking
- supported by wall cleat- hardware provided by installer
- no pulls

Description	D	W	H	CTN WT	CU FT	① Model	Laminate		Essentials Veneer			Artisan Veneer		
							Laminate Door	Alum. Frm Glass Door	Veneer Door	Alum. Frm Glass Door	Wood Frm Glass Door	Veneer Door	Alum. Frm Glass Door	Wood Frm Glass Door
Double Height Wall Mount Overhead Cabinet with Three Doors 	16 ³ / ₁₆	48	29 ¹ / ₂	201	17	VST1648WDSOR	\$1,507	\$2,426						
	16 ³ / ₁₆	48	29 ¹ / ₂	201	17	VSV1648WDSOR			\$2,527	\$3,446	\$2,965	\$2,779	\$3,698	\$3,217
	16 ³ / ₁₆	48	29 ¹ / ₂	201	17	VST1648WDSOL	\$1,507	\$2,426						
	16 ³ / ₁₆	48	29 ¹ / ₂	201	17	VSV1648WDSOL			\$2,527	\$3,446	\$2,965	\$2,779	\$3,698	\$3,217
	16 ³ / ₁₆	42	29 ¹ / ₂	185	15	VST1642WDSOR	\$1,431	\$2,298						
	16 ³ / ₁₆	42	29 ¹ / ₂	185	15	VSV1642WDSOR			\$2,321	\$3,188	\$2,759	\$2,554	\$3,420	\$2,991
	16 ³ / ₁₆	42	29 ¹ / ₂	185	15	VST1642WDSOL	\$1,431	\$2,298						
	16 ³ / ₁₆	42	29 ¹ / ₂	185	15	VSV1642WDSOL			\$2,321	\$3,188	\$2,759	\$2,554	\$3,420	\$2,991

- select door style
- aluminum frame door offered in both frosted or white back painted glass, specify when ordering
- white markerboard doors available, specify and add \$554 list to laminate or veneer door price
- locking available on laminate or wood doors, specify and add \$77 list; glass doors are non-locking
- supported by wall cleat- hardware provided by installer
- right door configuration- 1 door hinges left and 2 doors hinge right
- left door configuration- 1 door hinges right and 2 doors hinge left
- no pulls

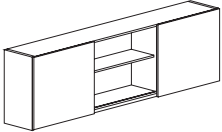
Description	D	W	H	CTN WT	CU FT	① Model	Laminate		Essentials Veneer			Artisan Veneer		
							Laminate Door	Alum. Frm Glass Door	Veneer Door	Alum. Frm Glass Door	Wood Frm Glass Door	Veneer Door	Alum. Frm Glass Door	Wood Frm Glass Door
Double Height Wall Mount Overhead Cabinet with Two Doors 	16 ³ / ₁₆	36	29 ¹ / ₂	173	13	VST1636WDSO	\$1,246	\$1,895						
	16 ³ / ₁₆	36	29 ¹ / ₂	173	13	VSV1636WDSO			\$2,176	\$2,825	\$2,476	\$2,393	\$3,043	\$2,693
	16 ³ / ₁₆	30	29 ¹ / ₂	167	11	VST1630WDSO	\$1,187	\$1,782						
	16 ³ / ₁₆	30	29 ¹ / ₂	167	11	VSV1630WDSO			\$2,072	\$2,667	\$2,372	\$2,280	\$2,876	\$2,581

- select door style
- aluminum frame door offered in both frosted or white back painted glass, specify when ordering
- white markerboard doors available, specify and add \$380 list to laminate or veneer door price
- locking available on laminate or wood doors, specify and add \$49 list; glass doors are non-locking
- supported by wall cleat- hardware provided by installer
- no pulls

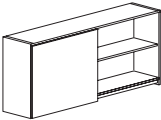
To Order, Specify:

① Model Number Laminate - VST Veneer - VSV

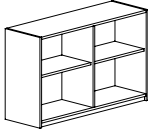
- ② Worksurface Material (see page [VI3](#))
 - a.) TFL
 - b.) HPL
- ③ Laminate Color (see page [VI3](#))
 - a.) Worksurface Color
 - b.) Chassis Color
 - c.) Drawer Color
- ④ Edge Profile (see page [VI4](#))
- ⑤ Pull Style and Color (see page [VI5](#))
- ⑥ Optional Grommet Location & Color (see page [VI6](#))
- ⑦ Other Product Options (see page [VI10](#))
- ⑧ Accessories (see page [VS314](#))
- ⑨ Power and Data Options (see page [VS324](#))

Description	D	W	H	CTN WT	CU FT	① Model	Laminate	Essentials Veneer	Artisan Veneer
Double Height Wall Mount Overhead Cabinet with Two Sliding Doors 	16 ³ / ₁₆	108	29 ¹ / ₂	366	37	VST16108WDSD	\$3,174		
	16 ³ / ₁₆	108	29 ¹ / ₂	366	37	VSV16108WDSD		\$5,801	\$6,380
	16 ³ / ₁₆	102	29 ¹ / ₂	346	35	VST16102WDSD	\$3,017		
	16 ³ / ₁₆	102	29 ¹ / ₂	346	35	VSV16102WDSD		\$5,482	\$6,031
	16 ³ / ₁₆	96	29 ¹ / ₂	325	33	VST1696WDSD	\$2,934		
	16 ³ / ₁₆	96	29 ¹ / ₂	325	33	VSV1696WDSD		\$5,158	\$5,674
	16 ³ / ₁₆	90	29 ¹ / ₂	306	31	VST1690WDSD	\$2,792		
	16 ³ / ₁₆	90	29 ¹ / ₂	306	31	VSV1690WDSD		\$4,838	\$5,325

- white markerboard doors available, specify and add \$582 list to laminate or veneer door price
- locking not available
- supported by wall cleat- hardware provided by installer

Double Height Wall Mount Overhead Cabinet with Sliding Door 	16 ³ / ₁₆	84	29 ¹ / ₂	285	29	VST1684WDSD	\$2,654		
	16 ³ / ₁₆	84	29 ¹ / ₂	285	29	VSV1684WDSD		\$4,514	\$4,966
	16 ³ / ₁₆	78	29 ¹ / ₂	264	27	VST1678WDSD	\$2,524		
	16 ³ / ₁₆	78	29 ¹ / ₂	264	27	VSV1678WDSD		\$4,192	\$4,611
	16 ³ / ₁₆	72	29 ¹ / ₂	244	25	VST1672WDSD	\$2,402		
	16 ³ / ₁₆	72	29 ¹ / ₂	244	25	VSV1672WDSD		\$3,941	\$4,334
	16 ³ / ₁₆	66	29 ¹ / ₂	227	23	VST1666WDSD	\$2,285		
	16 ³ / ₁₆	66	29 ¹ / ₂	227	23	VSV1666WDSD		\$3,814	\$4,194
	16 ³ / ₁₆	60	29 ¹ / ₂	212	21	VST1660WDSD	\$2,190		
	16 ³ / ₁₆	60	29 ¹ / ₂	212	21	VSV1660WDSD		\$3,667	\$4,035
	16 ³ / ₁₆	54	29 ¹ / ₂	208	19	VST1654WDSD	\$2,093		
	16 ³ / ₁₆	54	29 ¹ / ₂	208	19	VSV1654WDSD		\$3,524	\$3,874
	16 ³ / ₁₆	48	29 ¹ / ₂	201	17	VST1648WDSD	\$1,847		
	16 ³ / ₁₆	48	29 ¹ / ₂	201	17	VSV1648WDSD		\$3,155	\$3,472
	16 ³ / ₁₆	42	29 ¹ / ₂	185	15	VST1642WDSD	\$1,770		
	16 ³ / ₁₆	42	29 ¹ / ₂	185	15	VSV1642WDSD		\$3,024	\$3,327
	16 ³ / ₁₆	36	29 ¹ / ₂	173	13	VST1636WDSD	\$1,697		
	16 ³ / ₁₆	36	29 ¹ / ₂	173	13	VSV1636WDSD		\$2,798	\$3,078
	16 ³ / ₁₆	30	29 ¹ / ₂	167	11	VST1630WDSD	\$1,678		
	16 ³ / ₁₆	30	29 ¹ / ₂	167	11	VSV1630WDSD		\$2,765	\$3,041

- white markerboard door available, specify and add \$293 list to laminate or veneer door price
- locking not available
- supported by wall cleat- hardware provided by installer

Description	D	W	H	CTN WT	CU FT	❶ Model	Laminate	Essentials Veneer	Artisan Veneer
Double Height Wall Mount Open Overhead 	15 $\frac{7}{16}$	54	29 $\frac{1}{2}$	95	19	VST1554DWO	\$1,115		
	15 $\frac{7}{16}$	54	29 $\frac{1}{2}$	95	19	VSV1554DWO		\$1,938	\$2,132
	15 $\frac{7}{16}$	48	29 $\frac{1}{2}$	89	17	VST1548DWO	\$1,014		
	15 $\frac{7}{16}$	48	29 $\frac{1}{2}$	89	17	VSV1548DWO		\$1,767	\$1,942
	15 $\frac{7}{16}$	42	29 $\frac{1}{2}$	80	15	VST1542DWO	\$921		
	15 $\frac{7}{16}$	42	29 $\frac{1}{2}$	80	15	VSV1542DWO		\$1,608	\$1,769

- supported by wall cleat- hardware provided by installer

Double Height Wall Mount Open Overhead 	15 $\frac{7}{16}$	36	29 $\frac{1}{2}$	69	13	VST1536DWO	\$842		
	15 $\frac{7}{16}$	36	29 $\frac{1}{2}$	69	13	VSV1536DWO		\$1,466	\$1,612
	15 $\frac{7}{16}$	30	29 $\frac{1}{2}$	60	11	VST1530DWO	\$763		
	15 $\frac{7}{16}$	30	29 $\frac{1}{2}$	60	11	VSV1530DWO		\$1,329	\$1,461

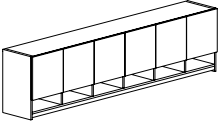
- supported by wall cleat- hardware provided by installer

To Order, Specify:

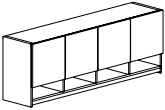
❶ Model Number Laminate - VST Veneer - VSV

- ❷ Worksurface Material (see page [VI3](#))
 - a.) TFL
 - b.) HPL
- ❸ Laminate Color (see page [VI3](#))
 - a.) Worksurface Color
 - b.) Chassis Color
 - c.) Drawer Color
- ❹ Finish Color (see page [VI1](#))

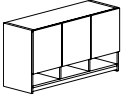
- ❺ Edge Profile (see page [VI4](#))
- ❻ Pull Style and Color (see page [VI5](#))
- ❼ Optional Grommet Location & Color (see page [VI6](#))
- ❼ Other Product Options (see page [VI10](#))
- ❽ Accessories (see page [VS314](#))
- ❾ Power and Data Options (see page [VS324](#))

Description	D	W	H	CTN WT	CU FT	① Model	Laminate		Essentials Veneer			Artisan Veneer			
							Laminate Door	Alum. Frm Glass Door	Veneer Door	Alum. Frm Glass Door	Wood Frm Glass Door	Veneer Door	Alum. Frm Glass Door	Wood Frm Glass Door	
Wall Mount Overhead Cabinet with Six Doors and Cubbies 	16 ³ / ₁₆	108	23 ¹ / ₂	326	30	VST16108WSOC	\$2,691	\$4,166							
	16 ³ / ₁₆	108	23 ¹ / ₂	326	30	VSV16108WSOC			\$5,139	\$6,614	\$5,656	\$5,655	\$7,130	\$6,173	
	16 ³ / ₁₆	102	23 ¹ / ₂	309	29	VST16102WSOC	\$2,549	\$3,984							
	16 ³ / ₁₆	102	23 ¹ / ₂	309	29	VSV16102WSOC			\$4,854	\$6,289	\$5,372	\$5,340	\$6,775	\$5,857	
	16 ³ / ₁₆	96	23 ¹ / ₂	290	27	VST1696WSOC	\$2,415	\$3,814							
	16 ³ / ₁₆	96	23 ¹ / ₂	290	27	VSV1696WSOC			\$4,570	\$5,968	\$5,087	\$5,029	\$6,428	\$5,546	
	16 ³ / ₁₆	90	23 ¹ / ₂	273	25	VST1690WSOC	\$2,286	\$3,646							
	16 ³ / ₁₆	90	23 ¹ / ₂	273	25	VSV1690WSOC			\$4,287	\$5,647	\$4,804	\$4,714	\$6,073	\$5,231	


- select door style
- aluminum frame door offered in both frosted or white back painted glass, specify when ordering
- white markerboard doors available, specify and add \$655 list to laminate or veneer door price
- locking available on laminate or wood doors, specify and add \$119 list; glass doors are non-locking
- supported by wall cleat- hardware provided by installer
- no pulls

Description	D	W	H	CTN WT	CU FT	① Model	Laminate		Essentials Veneer			Artisan Veneer			
							Laminate Door	Alum. Frm Glass Door	Veneer Door	Alum. Frm Glass Door	Wood Frm Glass Door	Veneer Door	Alum. Frm Glass Door	Wood Frm Glass Door	
Wall Mount Overhead Cabinet with Four Doors and Cubbies 	16 ³ / ₁₆	84	23 ¹ / ₂	254	24	VST1684WSOC	\$2,167	\$3,227							
	16 ³ / ₁₆	84	23 ¹ / ₂	254	24	VSV1684WSOC			\$3,999	\$5,060	\$4,453	\$4,399	\$5,459	\$4,852	
	16 ³ / ₁₆	78	23 ¹ / ₂	236	22	VST1678WSOC	\$2,117	\$3,141							
	16 ³ / ₁₆	78	23 ¹ / ₂	236	22	VSV1678WSOC			\$3,715	\$4,740	\$4,169	\$4,084	\$5,108	\$4,539	
	16 ³ / ₁₆	72	23 ¹ / ₂	217	21	VST1672WSOC	\$2,005	\$2,987							
	16 ³ / ₁₆	72	23 ¹ / ₂	217	21	VSV1672WSOC			\$3,457	\$4,441	\$3,911	\$3,804	\$4,787	\$4,257	
	16 ³ / ₁₆	66	23 ¹ / ₂	202	19	VST1666WSOC	\$1,898	\$2,843							
	16 ³ / ₁₆	66	23 ¹ / ₂	202	19	VSV1666WSOC			\$3,270	\$4,214	\$3,724	\$3,597	\$4,542	\$4,050	
	16 ³ / ₁₆	60	23 ¹ / ₂	188	17	VST1660WSOC	\$1,810	\$2,718							
	16 ³ / ₁₆	60	23 ¹ / ₂	188	17	VSV1660WSOC			\$3,165	\$4,072	\$3,619	\$3,482	\$4,388	\$3,936	
	16 ³ / ₁₆	54	23 ¹ / ₂	183	16	VST1654WSOC	\$1,704	\$2,571							
16 ³ / ₁₆	54	23 ¹ / ₂	183	16	VSV1654WSOC			\$3,018	\$3,886	\$3,473	\$3,320	\$4,188	\$3,774		

- select door style
- aluminum frame door offered in both frosted or white back painted glass, specify when ordering
- white markerboard doors available, specify and add \$574 list to laminate or veneer door price
- locking available on laminate or wood doors, specify and add \$82 list; glass doors are non-locking
- supported by wall cleat- hardware provided by installer
- no pulls

Description	D	W	H	CTN WT	CU FT	① Model	Laminate		Essentials Veneer			Artisan Veneer			
							Laminate Door	Alum. Frm Glass Door	Veneer Door	Alum. Frm Glass Door	Wood Frm Glass Door	Veneer Door	Alum. Frm Glass Door	Wood Frm Glass Door	
Wall Mount Overhead Cabinet with Three Doors and Cubbies 	16 ³ / ₁₆	48	23 ¹ / ₂	174	14	VST1648WSOCR	\$1,458	\$2,158							
	16 ³ / ₁₆	48	23 ¹ / ₂	174	14	VSV1648WSOCR			\$2,624	\$3,323	\$2,942	\$2,886	\$3,585	\$3,204	
	16 ³ / ₁₆	48	23 ¹ / ₂	174	14	VST1648WSOCL	\$1,458	\$2,158							
	16 ³ / ₁₆	48	23 ¹ / ₂	174	14	VSV1648WSOCL			\$2,624	\$3,323	\$2,942	\$2,886	\$3,585	\$3,204	
	16 ³ / ₁₆	42	23 ¹ / ₂	160	12	VST1642WSOCR	\$1,386	\$2,047							
	16 ³ / ₁₆	42	23 ¹ / ₂	160	12	VSV1642WSOCR			\$2,424	\$3,085	\$2,742	\$2,668	\$3,328	\$2,986	
	16 ³ / ₁₆	42	23 ¹ / ₂	160	12	VST1642WSOCL	\$1,386	\$2,047							
	16 ³ / ₁₆	42	23 ¹ / ₂	160	12	VSV1642WSOCL			\$2,424	\$3,085	\$2,742	\$2,668	\$3,328	\$2,986	

- select door style
- aluminum frame door offered in both frosted or white back painted glass, specify when ordering
- white markerboard doors available, specify and add \$404 list to laminate or veneer door price
- locking available on laminate or wood doors, specify and add \$77 list; glass doors are non-locking
- supported by wall cleat- hardware provided by installer
- right door configuration- 1 door hinges left and 2 doors hinge right
- left door configuration- 1 door hinges right and 2 doors hinge left
- no pulls

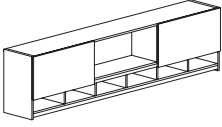
Description	D	W	H	CTN WT	CU FT	① Model	Laminate		Essentials Veneer			Artisan Veneer			
							Laminate Door	Alum. Frm Glass Door	Veneer Door	Alum. Frm Glass Door	Wood Frm Glass Door	Veneer Door	Alum. Frm Glass Door	Wood Frm Glass Door	
Wall Mount Overhead Cabinet with Two Doors and Cubbies 	16 ³ / ₁₆	36	23 ¹ / ₂	148	11	VST1636WSOC	\$1,209	\$1,702							
	16 ³ / ₁₆	36	23 ¹ / ₂	148	11	VSV1636WSOC			\$2,112	\$2,605	\$2,303	\$2,323	\$2,817	\$2,514	
	16 ³ / ₁₆	30	23 ¹ / ₂	141	9	VST1630WSOC	\$1,149	\$1,603							
	16 ³ / ₁₆	30	23 ¹ / ₂	141	9	VSV1630WSOC			\$2,000	\$2,455	\$2,189	\$2,199	\$2,653	\$2,388	

- select door style
- aluminum frame door offered in both frosted or white back painted glass, specify when ordering
- white markerboard doors available, specify and add \$240 list to laminate or veneer door price
- locking available on laminate or wood doors, specify and add \$49 list; glass doors are non-locking
- supported by wall cleat- hardware provided by installer
- no pulls

To Order, Specify:

① Model Number Laminate - VST Veneer - VSV

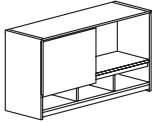
- ② Worksurface Material (see page [VI3](#))
 - a.) TFL
 - b.) HPL
- ③ Laminate Color (see page [VI3](#))
 - a.) Worksurface Color
 - b.) Chassis Color
 - c.) Drawer Color
- ④ Edge Profile (see page [VI4](#))
- ⑤ Pull Style and Color (see page [VI5](#))
- ⑥ Optional Grommet Location & Color (see page [VI6](#))
- ⑦ Other Product Options (see page [VI10](#))
- ⑧ Accessories (see page [VS314](#))
- ⑨ Power and Data Options (see page [VS324](#))

Description	D	W	H	CTN WT	CU FT	① Model	Laminate	Essentials Veneer	Artisan Veneer
Wall Mount Overhead Cabinet with Two Sliding Doors and Cubbies 	16 ³ / ₁₆	108	23 ¹ / ₂	326	30	VST16108WSDC	\$3,083		
	16 ³ / ₁₆	108	23 ¹ / ₂	326	30	VSV16108WSDC		\$5,545	\$6,099
	16 ³ / ₁₆	102	23 ¹ / ₂	309	29	VST16102WSDC	\$2,935		
	16 ³ / ₁₆	102	23 ¹ / ₂	309	29	VSV16102WSDC		\$5,239	\$5,761
	16 ³ / ₁₆	96	23 ¹ / ₂	290	27	VST1696WSDC	\$2,792		
	16 ³ / ₁₆	96	23 ¹ / ₂	290	27	VSV1696WSDC		\$4,929	\$5,422
	16 ³ / ₁₆	90	23 ¹ / ₂	273	25	VST1690WSDC	\$2,655		
	16 ³ / ₁₆	90	23 ¹ / ₂	273	25	VSV1690WSDC		\$4,624	\$5,086

- white markerboard doors available, specify and add \$441 list to laminate or veneer door price
- locking not available
- supported by wall cleat- hardware provided by installer
- pulls not available

Wall Mount Overhead Cabinet with Sliding Door and Cubbies 	16 ³ / ₁₆	84	23 ¹ / ₂	254	24	VST1684WSDC	\$2,526		
	16 ³ / ₁₆	84	23 ¹ / ₂	254	24	VSV1684WSDC		\$4,315	\$4,747
	16 ³ / ₁₆	78	23 ¹ / ₂	236	22	VST1678WSDC	\$2,484		
	16 ³ / ₁₆	78	23 ¹ / ₂	236	22	VSV1678WSDC		\$4,006	\$4,407
	16 ³ / ₁₆	72	23 ¹ / ₂	217	21	VST1672WSDC	\$2,360		
	16 ³ / ₁₆	72	23 ¹ / ₂	217	21	VSV1672WSDC		\$3,783	\$4,161
	16 ³ / ₁₆	66	23 ¹ / ₂	202	19	VST1666WSDC	\$2,246		
	16 ³ / ₁₆	66	23 ¹ / ₂	202	19	VSV1666WSDC		\$3,596	\$3,956
	16 ³ / ₁₆	60	23 ¹ / ₂	188	17	VST1660WSDC	\$2,153		
	16 ³ / ₁₆	60	23 ¹ / ₂	188	17	VSV1660WSDC		\$3,487	\$3,834
	16 ³ / ₁₆	54	23 ¹ / ₂	183	16	VST1654WSDC	\$2,038		
	16 ³ / ₁₆	54	23 ¹ / ₂	183	16	VSV1654WSDC		\$3,257	\$3,581

- white markerboard door available, specify and add \$222 list to laminate or veneer door price
- locking not available
- supported by wall cleat- hardware provided by installer
- pulls not available

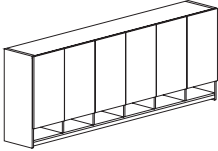
Description	D	W	H	CTN WT	CU FT	① Model	Laminate	Essentials Veneer	Artisan Veneer
 Wall Mount Overhead Cabinet with Sliding Door and Cubbies	16 ³ / ₁₆	48	23 ¹ / ₂	174	14	VST1648WSDC	\$1,755		
	16 ³ / ₁₆	48	23 ¹ / ₂	174	14	VSV1648WSDC		\$2,803	\$3,083
	16 ³ / ₁₆	42	23 ¹ / ₂	160	12	VST1642WSDC	\$1,681		
	16 ³ / ₁₆	42	23 ¹ / ₂	160	12	VSV1642WSDC		\$2,684	\$2,951
	16 ³ / ₁₆	36	23 ¹ / ₂	148	11	VST1636WSDC	\$1,474		
	16 ³ / ₁₆	36	23 ¹ / ₂	148	11	VSV1636WSDC		\$2,356	\$2,593
	16 ³ / ₁₆	30	23 ¹ / ₂	141	9	VST1630WSDC	\$1,456		
	16 ³ / ₁₆	30	23 ¹ / ₂	141	9	VSV1630WSDC		\$2,330	\$2,562

- white markerboard door available, specify and add \$222 list to laminate or veneer door price
- locking not available
- supported by wall cleat- hardware provided by installer
- pulls not available

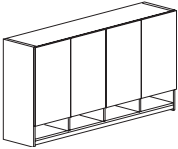
To Order, Specify:

① Model Number Laminate - VST Veneer - VSV

- | | | |
|---|--|---|
| <p>② Worksurface Material (see page VI3)</p> <p>a.) TFL</p> <p>b.) HPL</p> <p>③ Laminate Color (see page VI3)</p> <p>a.) Worksurface Color</p> <p>b.) Chassis Color</p> <p>c.) Drawer Color</p> | <p>② Finish Color (see page VI1)</p> | <p>④ Edge Profile (see page VI4)</p> <p>⑤ Pull Style and Color (see page VI5)</p> <p>⑥ Optional Grommet Location & Color (see page VI6)</p> <p>⑦ Other Product Options (see page VI10)</p> <p>⑧ Accessories (see page VS314)</p> <p>⑨ Power and Data Options (see page VS324)</p> |
|---|--|---|

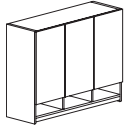
Description	D	W	H	CTN WT	CU FT	① Model	Laminate		Essentials Veneer			Artisan Veneer			
							Laminate Door	Alum. Frm Glass Door	Veneer Door	Alum. Frm Glass Door	Wood Frm Glass Door	Veneer Door	Alum. Frm Glass Door	Wood Frm Glass Door	
Double Height Wall Mount Overhead Cabinet with Six Doors and Cubbies 	16 $\frac{3}{16}$	108	35 $\frac{1}{2}$	411	44	VST16108WDSOC	\$3,227	\$5,173							
	16 $\frac{3}{16}$	108	35 $\frac{1}{2}$	411	44	VSV16108WDSOC			\$6,355	\$8,300	\$7,201	\$6,991	\$8,937	\$7,838	
	16 $\frac{3}{16}$	102	35 $\frac{1}{2}$	389	42	VST16102WDSOC	\$3,072	\$4,964							
	16 $\frac{3}{16}$	102	35 $\frac{1}{2}$	389	42	VSV16102WDSOC			\$6,003	\$7,894	\$6,850	\$6,606	\$8,498	\$7,453	
	16 $\frac{3}{16}$	96	35 $\frac{1}{2}$	365	39	VST1696WDSOC	\$2,918	\$4,755							
	16 $\frac{3}{16}$	96	35 $\frac{1}{2}$	365	39	VSV1696WDSOC			\$5,648	\$7,486	\$6,495	\$6,216	\$8,052	\$7,062	
	16 $\frac{3}{16}$	90	35 $\frac{1}{2}$	344	37	VST1690WDSOC	\$2,775	\$4,559							
	16 $\frac{3}{16}$	90	35 $\frac{1}{2}$	344	37	VSV1690WDSOC			\$5,299	\$7,083	\$6,145	\$5,827	\$7,612	\$6,675	

- select door style
- aluminum frame door offered in both frosted or white back painted glass, specify when ordering
- white markerboard doors available, specify and add \$1,072 list to laminate or veneer door price
- locking available on laminate or wood doors, specify and add \$119 list; glass doors are non-locking
- supported by wall cleat- hardware provided by installer
- no pulls

Description	D	W	H	CTN WT	CU FT	① Model	Laminate		Essentials Veneer			Artisan Veneer			
							Laminate Door	Alum. Frm Glass Door	Veneer Door	Alum. Frm Glass Door	Wood Frm Glass Door	Veneer Door	Alum. Frm Glass Door	Wood Frm Glass Door	
Double Height Wall Mount Overhead Cabinet with Four Doors and Cubbies 	16 $\frac{3}{16}$	84	35 $\frac{1}{2}$	320	35	VST1684WDSOC	\$2,640	\$4,044							
	16 $\frac{3}{16}$	84	35 $\frac{1}{2}$	320	35	VSV1684WDSOC			\$4,944	\$6,348	\$5,604	\$5,440	\$6,845	\$6,100	
	16 $\frac{3}{16}$	78	35 $\frac{1}{2}$	297	32	VST1678WDSOC	\$2,594	\$3,946							
	16 $\frac{3}{16}$	78	35 $\frac{1}{2}$	297	32	VSV1678WDSOC			\$4,594	\$5,947	\$5,255	\$5,053	\$6,405	\$5,713	
	16 $\frac{3}{16}$	72	35 $\frac{1}{2}$	274	30	VST1672WDSOC	\$2,465	\$3,762							
	16 $\frac{3}{16}$	72	35 $\frac{1}{2}$	274	30	VSV1672WDSOC			\$4,270	\$5,566	\$4,929	\$4,697	\$5,993	\$5,356	
	16 $\frac{3}{16}$	66	35 $\frac{1}{2}$	255	27	VST1666WDSOC	\$2,336	\$3,581							
	16 $\frac{3}{16}$	66	35 $\frac{1}{2}$	255	27	VSV1666WDSOC			\$4,049	\$5,296	\$4,710	\$4,455	\$5,701	\$5,115	
	16 $\frac{3}{16}$	60	35 $\frac{1}{2}$	237	25	VST1660WDSOC	\$2,246	\$3,437							
	16 $\frac{3}{16}$	60	35 $\frac{1}{2}$	237	25	VSV1660WDSOC			\$3,930	\$5,121	\$4,589	\$4,325	\$5,516	\$4,986	
	16 $\frac{3}{16}$	54	35 $\frac{1}{2}$	231	23	VST1654WDSOC	\$2,118	\$3,255							
16 $\frac{3}{16}$	54	35 $\frac{1}{2}$	231	23	VSV1654WDSOC			\$3,759	\$4,896	\$4,419	\$4,135	\$5,272	\$4,795		

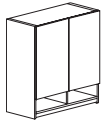
- select door style
- aluminum frame door offered in both frosted or white back painted glass, specify when ordering
- white markerboard doors available, specify and add \$836 list to laminate or veneer door price
- locking available on laminate or wood doors, specify and add \$82 list; glass doors are non-locking
- supported by wall cleat- hardware provided by installer
- no pulls

Description	D	W	H	CTN WT	CU FT	① Model	Laminate		Essentials Veneer			Artisan Veneer		
							Laminate Door	Alum. Frm Glass Door	Veneer Door	Alum. Frm Glass Door	Wood Frm Glass Door	Veneer Door	Alum. Frm Glass Door	Wood Frm Glass Door
Double Height Wall Mount Overhead Cabinet with Three Doors and Cubies	16 ³ / ₁₆	48	35 ¹ / ₂	221	20	VST1648WDSOCR	\$1,825	\$2,742						
	16 ³ / ₁₆	48	35 ¹ / ₂	221	20	VSV1648WDSOCR			\$3,231	\$4,149	\$3,667	\$3,555	\$4,473	\$3,992
	16 ³ / ₁₆	48	35 ¹ / ₂	221	20	VST1648WDSOCL	\$1,825	\$2,742						
	16 ³ / ₁₆	48	35 ¹ / ₂	221	20	VSV1648WDSOCL			\$3,231	\$4,149	\$3,667	\$3,555	\$4,473	\$3,992
	16 ³ / ₁₆	42	35 ¹ / ₂	203	18	VST1642WDSOCR	\$1,742	\$2,608						
	16 ³ / ₁₆	42	35 ¹ / ₂	203	18	VSV1642WDSOCR			\$2,858	\$3,725	\$3,294	\$3,143	\$4,009	\$3,580
	16 ³ / ₁₆	42	35 ¹ / ₂	203	18	VST1642WDSOCL	\$1,742	\$2,608						
	16 ³ / ₁₆	42	35 ¹ / ₂	203	18	VSV1642WDSOCL			\$2,858	\$3,725	\$3,294	\$3,143	\$4,009	\$3,580



- select door style
- aluminum frame door offered in both frosted or white back painted glass, specify when ordering
- white markerboard doors available, specify and add \$554 list to laminate or veneer door price
- locking available on laminate or wood doors, specify and add \$77 list; glass doors are non-locking
- supported by wall cleat- hardware provided by installer
- right door configuration- 1 door hinges left and 2 doors hinge right
- left door configuration- 1 door hinges right and 2 doors hinge left
- no pulls

Description	D	W	H	CTN WT	CU FT	① Model	Laminate		Essentials Veneer			Artisan Veneer		
							Laminate Door	Alum. Frm Glass Door	Veneer Door	Alum. Frm Glass Door	Wood Frm Glass Door	Veneer Door	Alum. Frm Glass Door	Wood Frm Glass Door
Double Height Wall Mount Overhead Cabinet with Two Doors and Cubbies	16 ³ / ₁₆	36	35 ¹ / ₂	188	16	VST1636WDSOC	\$1,519	\$2,169						
	16 ³ / ₁₆	36	35 ¹ / ₂	188	16	VSV1636WDSOC			\$2,675	\$3,324	\$2,975	\$2,943	\$3,593	\$3,243
	16 ³ / ₁₆	30	35 ¹ / ₂	180	13	VST1630WDSOC	\$1,453	\$2,048						
	16 ³ / ₁₆	30	35 ¹ / ₂	180	13	VSV1630WDSOC			\$2,466	\$3,062	\$2,766	\$2,715	\$3,310	\$3,014



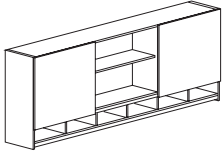
- select door style
- aluminum frame door offered in both frosted or white back painted glass, specify when ordering
- white markerboard doors available, specify and add \$380 list to laminate or veneer door price
- locking available on laminate or wood doors, specify and add \$49 list; glass doors are non-locking
- supported by wall cleat- hardware provided by installer
- no pulls

To Order, Specify:

① Model Number Laminate - VST Veneer - VSV

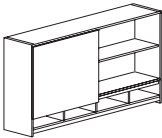
- ② Worksurface Material (see page [VI3](#))
 - a.) TFL
 - b.) HPL
- ③ Laminate Color (see page [VI3](#))
 - a.) Worksurface Color
 - b.) Chassis Color
 - c.) Drawer Color
- ④ Edge Profile (see page [VI4](#))
- ⑤ Pull Style and Color (see page [VI5](#))
- ⑥ Optional Grommet Location & Color (see page [VI6](#))
- ⑦ Other Product Options (see page [VI10](#))
- ⑧ Accessories (see page [VS314](#))
- ⑨ Power and Data Options (see page [VS324](#))

Description	D	W	H	CTN WT	CU FT	① Model	Laminate	Essentials Veneer	Artisan Veneer
Double Height Wall Mount Overhead Cabinet with Two Sliding Doors and Cubbies	16 ³ / ₁₆	108	35 ¹ / ₂	411	44	VST16108WDSDC	\$3,649		
	16 ³ / ₁₆	108	35 ¹ / ₂	411	44	VSV16108WDSDC		\$6,676	\$7,342
	16 ³ / ₁₆	102	35 ¹ / ₂	389	42	VST16102WDSDC	\$3,486		
	16 ³ / ₁₆	102	35 ¹ / ₂	389	42	VSV16102WDSDC		\$6,269	\$6,896
	16 ³ / ₁₆	96	35 ¹ / ₂	365	39	VST1696WDSDC	\$3,405		
	16 ³ / ₁₆	96	35 ¹ / ₂	365	39	VSV1696WDSDC		\$6,120	\$6,732
	16 ³ / ₁₆	90	35 ¹ / ₂	344	37	VST1690WDSDC	\$3,254		
	16 ³ / ₁₆	90	35 ¹ / ₂	344	37	VSV1690WDSDC		\$5,738	\$6,312

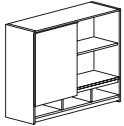


- white markerboard doors available, specify and add \$582 list to laminate or veneer door price
- locking not available
- supported by wall cleat- hardware provided by installer
- pulls not available

Double Height Wall Mount Overhead Cabinet with Sliding Door and Cubbies	16 ³ / ₁₆	84	35 ¹ / ₂	320	35	VST1684WDSDC	\$3,107		
	16 ³ / ₁₆	84	35 ¹ / ₂	320	35	VSV1684WDSDC		\$5,353	\$5,889
	16 ³ / ₁₆	78	35 ¹ / ₂	297	32	VST1678WDSDC	\$2,969		
	16 ³ / ₁₆	78	35 ¹ / ₂	297	32	VSV1678WDSDC		\$4,974	\$5,471
	16 ³ / ₁₆	72	35 ¹ / ₂	274	30	VST1672WDSDC	\$2,836		
	16 ³ / ₁₆	72	35 ¹ / ₂	274	30	VSV1672WDSDC		\$4,690	\$5,160
	16 ³ / ₁₆	66	35 ¹ / ₂	255	27	VST1666WDSDC	\$2,693		
	16 ³ / ₁₆	66	35 ¹ / ₂	255	27	VSV1666WDSDC		\$4,474	\$4,921
	16 ³ / ₁₆	60	35 ¹ / ₂	237	25	VST1660WDSDC	\$2,605		
	16 ³ / ₁₆	60	35 ¹ / ₂	237	25	VSV1660WDSDC		\$4,352	\$4,787
	16 ³ / ₁₆	54	35 ¹ / ₂	231	23	VST1654WDSDC	\$2,501		
	16 ³ / ₁₆	54	35 ¹ / ₂	231	23	VSV1654WDSDC		\$4,002	\$4,404



- white markerboard door available, specify and add \$293 list to laminate or veneer door price
- locking not available
- supported by wall cleat- hardware provided by installer
- pulls not available

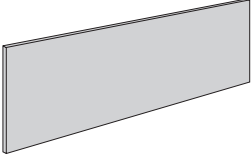
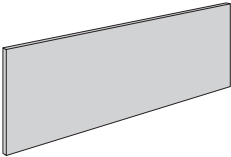
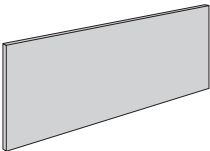
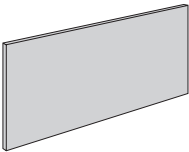
Description	D	W	H	CTN WT	CU FT	① Model	Laminate	Essentials Veneer	Artisan Veneer
Double Height Wall Mount Overhead Cabinet with Sliding Door and Cubbies 	16 ³ / ₁₆	48	35 ¹ / ₂	221	20	VST1648WDSDC	\$2,217		
	16 ³ / ₁₆	48	35 ¹ / ₂	221	20	VSV1648WDSDC		\$3,545	\$3,902
	16 ³ / ₁₆	42	35 ¹ / ₂	203	18	VST1642WDSDC	\$2,133		
	16 ³ / ₁₆	42	35 ¹ / ₂	203	18	VSV1642WDSDC		\$3,411	\$3,751
	16 ³ / ₁₆	36	35 ¹ / ₂	188	16	VST1636WDSDC	\$2,055		
	16 ³ / ₁₆	36	35 ¹ / ₂	188	16	VSV1636WDSDC		\$3,282	\$3,610
	16 ³ / ₁₆	30	35 ¹ / ₂	180	13	VST1630WDSDC	\$2,039		
	16 ³ / ₁₆	30	35 ¹ / ₂	180	13	VSV1630WDSDC		\$3,259	\$3,586

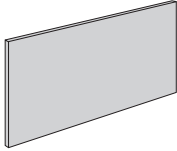
- white markerboard door available, specify and add \$293 list to laminate or veneer door price
- locking not available
- supported by wall cleat- hardware provided by installer
- pulls not available

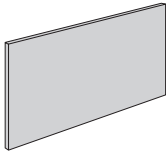
To Order, Specify:

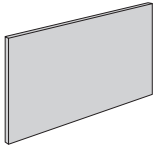
① Model Number Laminate - VST Veneer - VSV

- | | | |
|---|--|---|
| <p>② Worksurface Material (see page VI3)</p> <p>a.) TFL</p> <p>b.) HPL</p> <p>③ Laminate Color (see page VI3)</p> <p>a.) Worksurface Color</p> <p>b.) Chassis Color</p> <p>c.) Drawer Color</p> | <p>② Finish Color (see page VI1)</p> | <p>④ Edge Profile (see page VI4)</p> <p>⑤ Pull Style and Color (see page VI5)</p> <p>⑥ Optional Grommet Location & Color (see page VI6)</p> <p>⑦ Other Product Options (see page VI10)</p> <p>⑧ Accessories (see page VS314)</p> <p>⑨ Power and Data Options (see page VS324)</p> |
|---|--|---|

Description	D	W	H	CTN WT	CU FT	① Model	List Price Per Grade
84" w Wall Mount Tackboard for Overhead Cabinet  • com ydg: 2 3/4	1 1/4	84	21 1/2	19	5	VSB8422WT	COM \$448 A \$564 B \$588 C \$658 D \$755 E \$844 F \$944 G \$1,064 H \$1,237 I \$1,288 J \$1,436
78" w Wall Mount Tackboard for Overhead Cabinet  • com ydg: 2 1/2	1 1/4	78	21 1/2	17	5	VSB7822WT	COM \$433 A \$539 B \$561 C \$624 D \$713 E \$794 F \$885 G \$994 H \$1,151 I \$1,198 J \$1,333
72" w Wall Mount Tackboard for Overhead Cabinet  • com ydg: 2 1/4	1 1/4	72	21 1/2	17	5	VSB7222WT	COM \$406 A \$502 B \$522 C \$578 D \$658 E \$731 F \$813 G \$911 H \$1,053 I \$1,095 J \$1,216
66" w Wall Mount Tackboard for Overhead Cabinet  • com ydg: 2	1 1/4	66	21 1/2	15	4	VSB6622WT	COM \$379 A \$463 B \$481 C \$531 D \$602 E \$667 F \$740 G \$827 H \$953 I \$991 J \$1,099

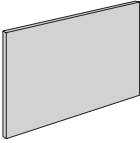
Description	D	W	H	CTN WT	CU FT	① Model	List Price Per Grade
60" w Wall Mount Tackboard for Overhead Cabinet  • com ydg: 2	1 ¼	60	21 ½	14	4	VSB6022WT	COM \$365
							A \$450
							B \$468
							C \$518
							D \$589
							E \$653
							F \$727
							G \$813
							H \$940
							I \$977
							J \$1,085

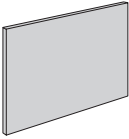
54" w Wall Mount Tackboard for Overhead Cabinet  • com ydg: 1 ¾	1 ¼	54	21 ½	13	4	VSB5422WT	COM \$340
							A \$425
							B \$443
							C \$493
							D \$564
							E \$629
							F \$702
							G \$789
							H \$915
							I \$952
							J \$1,060

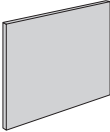
48" w Wall Mount Tackboard for Overhead Cabinet  • com ydg: 1 ¾	1 ¼	48	21 ½	12	3	VSB4822WT	COM \$313
							A \$387
							B \$402
							C \$446
							D \$508
							E \$565
							F \$629
							G \$705
							H \$815
							I \$848
							J \$943

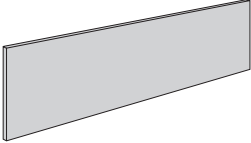
To Order, Specify:

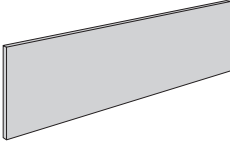
- ① Model Number
- ② Fabric Selection: vendor, pattern, color
 Visit www.jsifurniture.com/finishes-and-materials/textiles for our textiles program. See selection of standard and graded in manufacturers and patterns.

Description	D	W	H	CTN WT	CU FT	① Model	List Price Per Grade	
42" w Wall Mount Tackboard for Overhead Cabinet 	1¼	42	21½	11	3	VSB4222WT	COM \$284	
	• com ydg: 1 ½							A \$337
								B \$348
								C \$379
								D \$423
								E \$464
								F \$510
								G \$564
								H \$643
								I \$667
								J \$735

36" w Wall Mount Tackboard for Overhead Cabinet 	1¼	36	21½	10	3	VSB3622WT	COM \$259	
	• com ydg: 1 ¼							A \$312
								B \$323
								C \$354
								D \$399
								E \$439
								F \$485
								G \$539
								H \$618
								I \$642
								J \$710

30" w Wall Mount Tackboard for Overhead Cabinet 	1¼	30	21½	9	2	VSB3022WT	COM \$248	
	• com ydg: 1 ¼							A \$301
								B \$312
								C \$343
								D \$387
								E \$428
								F \$474
								G \$528
								H \$607
								I \$631
								J \$698

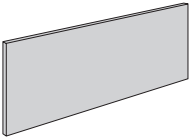
Description	D	W	H	CTN WT	CU FT	① Model	List Price Per Grade	
84" w Wall Mount Tackboard for Overhead Cabinet with Cubbies 	1 1/4	83 3/4	19	17	5	VSB8420WTC	COM \$439	
	• com ydg: 2 3/4							A \$556
								B \$580
								C \$649
								D \$747
								E \$836
								F \$936
								G \$1,056
								H \$1,229
								I \$1,280
								J \$1,428

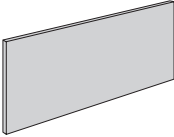
78" w Wall Mount Tackboard for Overhead Cabinet with Cubbies 	1 1/4	77 3/4	19	16	4	VSB7820WTC	COM \$426	
	• com ydg: 2 1/2							A \$532
								B \$554
								C \$617
								D \$705
								E \$786
								F \$878
								G \$986
								H \$1,144
								I \$1,191
								J \$1,325

72" w Wall Mount Tackboard for Overhead Cabinet with Cubbies 	1 1/4	71 3/4	19	15	4	VSB7220WTC	COM \$399	
	• com ydg: 2 1/4							A \$495
								B \$514
								C \$571
								D \$651
								E \$724
								F \$806
								G \$903
								H \$1,045
								I \$1,088
								J \$1,209

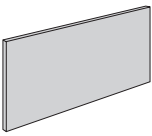
To Order, Specify:

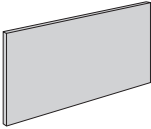
- ① Model Number
- ② Fabric Selection: vendor, pattern, color
 Visit www.jsifurniture.com/finishes-and-materials/textiles
 for our textiles program. See selection of standard and
 graded in manufacturers and patterns.

Description	D	W	H	CTN WT	CU FT	① Model	List Price Per Grade
66" w Wall Mount Tackboard for Overhead Cabinet with Cubbies • com ydg: 2 	1 1/4	65 3/4	19	14	4	VSB6620WTC	COM \$370
	A \$455						
	B \$473						
	C \$523						
	D \$594						
	E \$659						
	F \$732						
	G \$819						
	H \$945						
	I \$982						
	J \$1,091						

60" w Wall Mount Tackboard for Overhead Cabinet with Cubbies • com ydg: 2 	1 1/4	59 3/4	19	13	4	VSB6020WTC	COM \$359
	A \$444						
	B \$461						
	C \$512						
	D \$582						
	E \$647						
	F \$720						
	G \$807						
	H \$933						
	I \$971						
	J \$1,079						

54" w Wall Mount Tackboard for Overhead Cabinet with Cubbies • com ydg: 1 3/4 	1 1/4	53 3/4	19	12	3	VSB5420WTC	COM \$334
	A \$419						
	B \$437						
	C \$487						
	D \$558						
	E \$623						
	F \$696						
	G \$783						
	H \$909						
	I \$946						
	J \$1,054						

48" w Wall Mount Tackboard for Overhead Cabinet with Cubbies • com ydg: 1 3/4 	1 1/4	47 3/4	19	11	3	VSB4820WTC	COM \$305
	A \$380						
	B \$395						
	C \$439						
	D \$501						
	E \$558						
	F \$622						
	G \$698						
	H \$808						
	I \$841						
	J \$935						


Description	D	W	H	CTN WT	CU FT	① Model	List Price Per Grade	
42" w Wall Mount Tackboard for Overhead Cabinet with Cubbies 	1 1/4	41 3/4	19	10	3	VSB4220WTC	COM \$279	
	• com ydg: 1 1/2							A \$332
								B \$343
								C \$374
								D \$418
								E \$459
								F \$504
								G \$559
								H \$638
								I \$662
								J \$730

36" w Wall Mount Tackboard for Overhead Cabinet with Cubbies 	1 1/4	35 3/4	19	9	2	VSB3620WTC	COM \$253	
	• com ydg: 1 1/4							A \$306
								B \$317
								C \$348
								D \$393
								E \$433
								F \$479
								G \$533
								H \$612
								I \$636
								J \$704

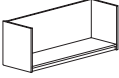
30" w Wall Mount Tackboard for Overhead Cabinet with Cubbies 	1 1/4	29 3/4	19	8	2	VSB3020WTC	COM \$242	
	• com ydg: 1 1/4							A \$295
								B \$306
								C \$337
								D \$381
								E \$422
								F \$467
								G \$522
								H \$601
								I \$624
								J \$692

To Order, Specify:

- ① Model Number
- ② Fabric Selection: vendor, pattern, color
 Visit www.jsifurniture.com/finishes-and-materials/textiles
 for our textiles program. See selection of standard and
 graded in manufacturers and patterns.

Description	D	W	H	CTN WT	CU FT	① Model	List Price
	¾	106⅞	3¼	9	3	VSB108AR	\$515
	¾	100⅞	3¼	8	3	VSB102AR	\$494
	¾	94⅞	3¼	7	3	VSB96AR	\$454
	¾	88⅞	3¼	7	3	VSB90AR	\$433
	¾	82⅞	3¼	6	2	VSB84AR	\$411
	¾	76⅞	3¼	6	2	VSB78AR	\$393
	¾	70⅞	3¼	5	2	VSB72AR	\$370
	¾	64⅞	3¼	4	2	VSB66AR	\$353
	¾	58⅞	3¼	4	2	VSB60AR	\$331
	¾	52⅞	3¼	4	2	VSB54AR	\$311
	¾	46⅞	3¼	3	2	VSB48AR	\$292
	¾	40⅞	3¼	3	1	VSB42AR	\$273
	¾	34⅞	3¼	3	1	VSB36AR	\$252
	¾	28⅞	3¼	2	1	VSB30AR	\$231

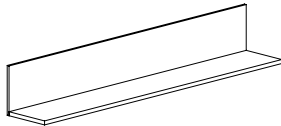
- used within overhead units for accessory tools

Description	D	W	H	CTN WT	CU FT	① Model	Laminate	Essentials Veneer	Artisan Veneer
Wall Mount Overhead Shelf 	15 ⁷ / ₁₆	54	17½	65	12	VST1554WTS	\$745		
	15 ⁷ / ₁₆	54	17½	65	12	VSV1554WTS		\$1,041	\$1,144
	15 ⁷ / ₁₆	48	17½	58	10	VST1548WTS	\$650		
	15 ⁷ / ₁₆	48	17½	58	10	VSV1548WTS		\$913	\$1,004
	15 ⁷ / ₁₆	42	17½	51	9	VST1542WTS	\$591		
	15 ⁷ / ₁₆	42	17½	51	9	VSV1542WTS		\$824	\$905
	15 ⁷ / ₁₆	36	17½	44	8	VST1536WTS	\$505		
	15 ⁷ / ₁₆	36	17½	44	8	VSV1536WTS		\$713	\$784
	15 ⁷ / ₁₆	30	17½	42	7	VST1530WTS	\$502		
15 ⁷ / ₁₆	30	17½	42	7	VSV1530WTS		\$692	\$763	

- supported by wall cleat- hardware provided by installer

Double Height Wall Mount Overhead Shelf 	15 ⁷ / ₁₆	54	30	85	19	VST1554WDTS	\$819		
	15 ⁷ / ₁₆	54	29½	85	19	VSV1554WDTS		\$1,014	\$1,118
	15 ⁷ / ₁₆	48	29½	76	17	VST1548WDTS	\$715		
	15 ⁷ / ₁₆	48	29½	76	17	VSV1548WDTS		\$887	\$978
	15 ⁷ / ₁₆	42	29½	67	15	VST1542WDTS	\$649		
	15 ⁷ / ₁₆	42	29½	67	15	VSV1542WDTS		\$806	\$887
	15 ⁷ / ₁₆	36	29½	58	13	VST1536WDTS	\$554		
	15 ⁷ / ₁₆	36	29½	58	13	VSV1536WDTS		\$691	\$760
	15 ⁷ / ₁₆	30	29½	55	11	VST1530WDTS	\$549		
15 ⁷ / ₁₆	30	29½	55	11	VSV1530WDTS		\$685	\$754	

- supported by wall cleat- hardware provided by installer

Description	D	W	H	CTN WT	CU FT	① Model	Laminate	Essentials Veneer	Artisan Veneer
Wall Mount Single Shelf for 84" Height 	15 3/8	96	14 3/4	84	17	VST1596-15WMS	\$863		
	15 3/8	96	14 3/4	84	17	VSV1596-15WMS		\$1,405	\$1,545
	15 3/8	90	14 3/4	79	16	VST1590-15WMS	\$824		
	15 3/8	90	14 3/4	79	16	VSV1590-15WMS		\$1,352	\$1,489
	15 3/8	84	14 3/4	74	15	VST1584-15WMS	\$784		
	15 3/8	84	14 3/4	74	15	VSV1584-15WMS		\$1,297	\$1,427
	15 3/8	78	14 3/4	69	14	VST1578-15WMS	\$764		
	15 3/8	78	14 3/4	69	14	VSV1578-15WMS		\$1,263	\$1,389
	15 3/8	72	14 3/4	64	13	VST1572-15WMS	\$724		
	15 3/8	72	14 3/4	64	13	VSV1572-15WMS		\$1,209	\$1,330
	15 3/8	66	14 3/4	59	12	VST1566-15WMS	\$703		
	15 3/8	66	14 3/4	59	12	VSV1566-15WMS		\$1,175	\$1,292
	15 3/8	60	14 3/4	54	11	VST1560-15WMS	\$631		
	15 3/8	60	14 3/4	54	11	VSV1560-15WMS		\$1,087	\$1,197
	15 3/8	54	14 3/4	49	10	VST1554-15WMS	\$601		
	15 3/8	54	14 3/4	49	10	VSV1554-15WMS		\$1,044	\$1,148
	15 3/8	48	14 3/4	44	9	VST1548-15WMS	\$571		
	15 3/8	48	14 3/4	44	9	VSV1548-15WMS		\$1,001	\$1,101
	15 3/8	42	14 3/4	39	8	VST1542-15WMS	\$530		
	15 3/8	42	14 3/4	39	8	VSV1542-15WMS		\$949	\$1,044
15 3/8	36	14 3/4	34	7	VST1536-15WMS	\$459			
15 3/8	36	14 3/4	34	7	VSV1536-15WMS		\$865	\$950	
15 3/8	30	14 3/4	29	6	VST1530-15WMS	\$431			
15 3/8	30	14 3/4	29	6	VSV1530-15WMS		\$821	\$903	

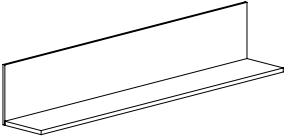
- supported by aluminum wall cleat- hardware provided by installer

To Order, Specify:

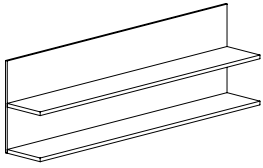
① Model Number Laminate - VST Veneer - VSV

- ② Worksurface Material (see page [VI3](#))
 - a.) TFL
 - b.) HPL
- ③ Laminate Color (see page [VI3](#))
 - a.) Worksurface Color
 - b.) Chassis Color
 - c.) Drawer Color
- ④ Finish Color (see page [VI1](#))

- ④ Edge Profile (see page [VI4](#))
- ⑤ Pull Style and Color (see page [VI5](#))
- ⑥ Optional Grommet Location & Color (see page [VI6](#))
- ⑦ Other Product Options (see page [VI10](#))
- ⑧ Accessories (see page [VS314](#))
- ⑨ Power and Data Options (see page [VS324](#))

Description	D	W	H	CTN WT	CU FT	① Model	Laminate	Essentials Veneer	Artisan Veneer
Wall Mount Single Shelf for 72" Height 	15¾	96	17½	89	19	VST1596-18WMS	\$887		
	15¾	96	17½	89	19	VSV1596-18WMS		\$1,424	\$1,567
	15¾	90	17½	84	18	VST1590-18WMS	\$848		
	15¾	90	17½	84	18	VSV1590-18WMS		\$1,368	\$1,506
	15¾	84	17½	79	17	VST1584-18WMS	\$805		
	15¾	84	17½	79	17	VSV1584-18WMS		\$1,314	\$1,445
	15¾	78	17½	74	16	VST1578-18WMS	\$784		
	15¾	78	17½	74	16	VSV1578-18WMS		\$1,277	\$1,404
	15¾	72	17½	69	15	VST1572-18WMS	\$741		
	15¾	72	17½	69	15	VSV1572-18WMS		\$1,221	\$1,343
	15¾	66	17½	64	14	VST1566-18WMS	\$720		
	15¾	66	17½	64	14	VSV1566-18WMS		\$1,186	\$1,304
	15¾	60	17½	59	12	VST1560-18WMS	\$646		
	15¾	60	17½	59	12	VSV1560-18WMS		\$1,096	\$1,208
	15¾	54	17½	54	11	VST1554-18WMS	\$614		
	15¾	54	17½	54	11	VSV1554-18WMS		\$1,052	\$1,158
	15¾	48	17½	49	10	VST1548-18WMS	\$583		
	15¾	48	17½	49	10	VSV1548-18WMS		\$1,007	\$1,109
	15¾	42	17½	44	9	VST1542-18WMS	\$541		
	15¾	42	17½	44	9	VSV1542-18WMS		\$954	\$1,049
15¾	36	17½	39	8	VST1536-18WMS	\$469			
15¾	36	17½	39	8	VSV1536-18WMS		\$868	\$955	
15¾	30	17½	34	7	VST1530-18WMS	\$438			
15¾	30	17½	34	7	VSV1530-18WMS		\$834	\$917	

- supported by aluminum wall cleat- hardware provided by installer

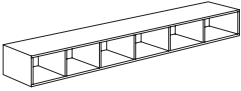
Description	D	W	H	CTN WT	CU FT	① Model	Laminate	Essentials Veneer	Artisan Veneer
Wall Mount Double Shelf for 84" Height 	15 3/8	96	29 1/2	163	31	VST1596-30WMS	\$1,119		
	15 3/8	96	29 1/2	163	31	VSV1596-30WMS		\$1,708	\$1,879
	15 3/8	90	29 1/2	153	29	VST1590-30WMS	\$1,072		
	15 3/8	90	29 1/2	153	29	VSV1590-30WMS		\$1,642	\$1,807
	15 3/8	84	29 1/2	143	27	VST1584-30WMS	\$1,002		
	15 3/8	84	29 1/2	143	27	VSV1584-30WMS		\$1,554	\$1,709
	15 3/8	78	29 1/2	133	25	VST1578-30WMS	\$972		
	15 3/8	78	29 1/2	133	25	VSV1578-30WMS		\$1,500	\$1,651
	15 3/8	72	29 1/2	122	24	VST1572-30WMS	\$923		
	15 3/8	72	29 1/2	122	24	VSV1572-30WMS		\$1,432	\$1,577
	15 3/8	66	29 1/2	112	22	VST1566-30WMS	\$896		
	15 3/8	66	29 1/2	112	22	VSV1566-30WMS		\$1,387	\$1,528
	15 3/8	60	29 1/2	102	20	VST1560-30WMS	\$814		
	15 3/8	60	29 1/2	102	20	VSV1560-30WMS		\$1,288	\$1,417
	15 3/8	54	29 1/2	91	18	VST1554-30WMS	\$776		
	15 3/8	54	29 1/2	91	18	VSV1554-30WMS		\$1,232	\$1,356
	15 3/8	48	29 1/2	81	16	VST1548-30WMS	\$738		
	15 3/8	48	29 1/2	81	16	VSV1548-30WMS		\$1,176	\$1,294
	15 3/8	42	29 1/2	71	14	VST1542-30WMS	\$683		
	15 3/8	42	29 1/2	71	14	VSV1542-30WMS		\$1,113	\$1,224
15 3/8	36	29 1/2	61	12	VST1536-30WMS	\$583			
15 3/8	36	29 1/2	61	12	VSV1536-30WMS		\$994	\$1,094	
15 3/8	30	29 1/2	51	10	VST1530-30WMS	\$545			
15 3/8	30	29 1/2	51	10	VSV1530-30WMS		\$940	\$1,034	

- supported by aluminum wall cleat- hardware provided by installer

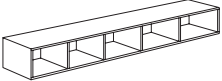
To Order, Specify:

① Model Number Laminate - VST Veneer - VSV

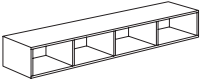
- ② Worksurface Material (see page [VI3](#))
 - a.) TFL
 - b.) HPL
- ③ Laminate Color (see page [VI3](#))
 - a.) Worksurface Color
 - b.) Chassis Color
 - c.) Drawer Color
- ④ Edge Profile (see page [VI4](#))
- ⑤ Pull Style and Color (see page [VI5](#))
- ⑥ Optional Grommet Location & Color (see page [VI6](#))
- ⑦ Other Product Options (see page [VI10](#))
- ⑧ Accessories (see page [VS314](#))
- ⑨ Power and Data Options (see page [VS324](#))

Description	D	W	H	CTN WT	CU FT	① Model	Laminate	Essentials Veneer	Artisan Veneer
Wall Mount Cubby 	13	108	10	131	12	VST10108WCU	\$1,528		
	13	108	10	131	12	VSV10108WCU		\$2,421	\$2,665
	13	102	10	122	11	VST10102WCU	\$1,425		
	13	102	10	122	11	VSV10102WCU		\$2,262	\$2,488
	13	96	10	113	11	VST1096WCU	\$1,328		
	13	96	10	113	11	VSV1096WCU		\$2,103	\$2,312
	13	90	10	106	10	VST1090WCU	\$1,235		
	13	90	10	106	10	VSV1090WCU		\$1,956	\$2,152

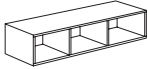
- 6 compartments
- supported by wall cleat- hardware provided by installer
- VST10108WCU or VSV10108WCU interior dimensions- 11 7/16 d x 17 1/8 w x 8 1/2 h
- VST10102WCU or VSV10102WCU interior dimensions- 11 7/16 d x 16 1/8 w x 8 1/2 h
- VST1096WCU or VSV1096WCU interior dimensions- 11 7/16 d x 15 1/8 w x 8 1/2 h
- VST1090WCU or VSV1090WCU interior dimensions- 11 7/16 d x 14 1/8 w x 8 1/2 h

Wall Mount Cubby 	13	84	10	98	9	VST1084WCU	\$1,136		
	13	84	10	98	9	VSV1084WCU		\$1,799	\$1,979
	13	78	10	89	9	VST1078WCU	\$1,048		
	13	78	10	89	9	VSV1078WCU		\$1,659	\$1,827

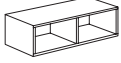
- 5 compartments
- supported by wall cleat- hardware provided by installer
- VST1084WCU or VSV1084WCU interior dimensions- 11 7/16 d X 15 7/8 w X 8 1/2 h
- VST1078WCU or VSV1078WCU interior dimensions- 11 7/16 d X 14 3/4 w X 8 1/2 h

Wall Mount Cubby 	13	72	10	81	8	VST1072WCU	\$969		
	13	72	10	81	8	VSV1072WCU		\$1,534	\$1,686
	13	66	10	74	8	VST1066WCU	\$890		
	13	66	10	74	8	VSV1066WCU		\$1,407	\$1,548
	13	60	10	68	7	VST1060WCU	\$819		
	13	60	10	68	7	VSV1060WCU		\$1,294	\$1,423

- 4 compartments
- supported by wall cleat- hardware provided by installer
- VST1072WCU or VSV1072WCU interior dimensions- 11 7/16 d x 17 1/16 w x 8 1/2 h
- VST1066WCU or VSV1066WCU interior dimensions- 11 7/16 d x 15 9/16 w x 8 1/2 h
- VST1060WCU or VSV1060WCU interior dimensions- 11 7/16 d x 14 1/16 w x 8 1/2 h

Description	D	W	H	CTN WT	CU FT	① Model	Laminate	Essentials Veneer	Artisan Veneer
Wall Mount Cubby 	13	54	10	62	6	VST1054WCU	\$753		
	13	54	10	62	6	VSV1054WCU		\$1,193	\$1,313
	13	48	10	53	6	VST1048WCU	\$695		
	13	48	10	53	6	VSV1048WCU		\$1,101	\$1,212

- 3 compartments
- supported by wall cleat- hardware provided by installer
- VST1054WCU or VSV1054WCU interior dimensions- 11 7/16 d x 17 w x 8 1/2 h
- VST1048WCU or VSV1048WCU interior dimensions- 11 7/16 d x 15 w x 8 1/2 h

Wall Mount Cubby 	13	42	10	47	5	VST1042WCU	\$638		
	13	42	10	47	5	VSV1042WCU		\$1,009	\$1,109
	13	36	10	42	4	VST1036WCU	\$586		
	13	36	10	42	4	VSV1036WCU		\$924	\$1,020
	13	30	10	37	4	VST1030WCU	\$540		
	13	30	10	37	4	VSV1030WCU		\$855	\$941


- 2 compartments
- supported by wall cleat- hardware provided by installer
- VST1042WCU or VSV1042WCU interior dimensions- 11 7/16 d x 19 7/8 w x 8 1/2 h
- VST1036WCU or VSV1036WCU interior dimensions- 11 7/16 d x 16 7/8 w x 8 1/2 h
- VST1030WCU or VSV1030WCU interior dimensions- 11 7/16 d x 13 7/8 w x 8 1/2 h

To Order, Specify:

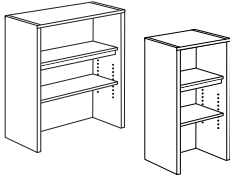
① Model Number Laminate - VST Veneer - VSV

- ② Worksurface Material (see page [VI3](#))
 - a.) TFL
 - b.) HPL
- ③ Laminate Color (see page [VI3](#))
 - a.) Worksurface Color
 - b.) Chassis Color
 - c.) Drawer Color
- ④ Finish Color (see page [VI1](#))

- ④ Edge Profile (see page [VI4](#))
- ⑤ Pull Style and Color (see page [VI5](#))
- ⑥ Optional Grommet Location & Color (see page [VI6](#))
- ⑦ Other Product Options (see page [VI10](#))
- ⑧ Accessories (see page [VS314](#))
- ⑨ Power and Data Options (see page [VS324](#))

Description	D	W	H	CTN WT	CU FT	① Model	Laminate	Essentials Veneer	Artisan Veneer
Floating Shelf 	7	84	1	16	2	VST0784FS	\$495		
	7	84	1	16	2	VSV0784FS		\$701	\$772
	7	78	1	15	2	VST0778FS	\$478		
	7	78	1	15	2	VSV0778FS		\$689	\$758
	7	72	1	14	2	VST0772FS	\$460		
	7	72	1	14	2	VSV0772FS		\$674	\$742
	7	66	1	13	2	VST0766FS	\$444		
	7	66	1	13	2	VSV0766FS		\$661	\$728
	7	60	1	12	1	VST0760FS	\$428		
	7	60	1	12	1	VSV0760FS		\$648	\$713
	7	54	1	11	1	VST0754FS	\$409		
	7	54	1	11	1	VSV0754FS		\$634	\$699
	7	48	1	10	1	VST0748FS	\$392		
	7	48	1	10	1	VSV0748FS		\$622	\$683
	7	42	1	9	1	VST0742FS	\$366		
	7	42	1	9	1	VSV0742FS		\$600	\$660
	7	36	1	8	1	VST0736FS	\$350		
	7	36	1	8	1	VSV0736FS		\$586	\$646
7	30	1	7	1	VST0730FS	\$331			
7	30	1	7	1	VSV0730FS		\$572	\$630	

- concealed mounting brackets included

Description	D	W	H	CTN WT	CU FT	① Model	Laminate	Essentials Veneer	Artisan Veneer
	15 ⁷ / ₁₆	35 ³ / ₄	42 ¹ / ₂	78	13	VST1636BO	\$1,110		
	15 ⁷ / ₁₆	35 ³ / ₄	42 ¹ / ₂	78	13	VSV1636BO		\$1,442	\$1,586
	15 ⁷ / ₁₆	29 ³ / ₄	42 ¹ / ₂	75	13	VST1630BO	\$1,014		
	15 ⁷ / ₁₆	29 ³ / ₄	42 ¹ / ₂	75	13	VSV1630BO		\$1,265	\$1,390
	15 ⁷ / ₁₆	17 ⁷ / ₈	42 ¹ / ₂	41	9	VST1618BO	\$780		
	15 ⁷ / ₁₆	17 ⁷ / ₈	42 ¹ / ₂	41	9	VSV1618BO		\$1,115	\$1,227

- fixed shelf on top, adjustable shelf on bottom

	15 ⁷ / ₁₆	35 ³ / ₄	54 ¹ / ₂	102	22	VST1636DBO	\$1,278		
	15 ⁷ / ₁₆	35 ³ / ₄	54 ¹ / ₂	102	22	VSV1636DBO		\$1,914	\$2,104
	15 ⁷ / ₁₆	29 ³ / ₄	54 ¹ / ₂	98	19	VST1630DBO	\$1,166		
	15 ⁷ / ₁₆	29 ³ / ₄	54 ¹ / ₂	98	19	VSV1630DBO		\$1,747	\$1,920
	15 ⁷ / ₁₆	17 ⁷ / ₈	54 ¹ / ₂	54	12	VST1618DBO	\$903		
	15 ⁷ / ₁₆	17 ⁷ / ₈	54 ¹ / ₂	54	12	VSV1618DBO		\$1,354	\$1,489

- one fixed shelf, two adjustable shelves
- backside of unit intended to go against a wall, cabinet should be secured to a wall as a safety precaution

To Order, Specify:

① Model Number Laminate - VST Veneer - VSV

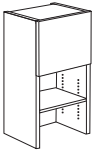
- ② Worksurface Material (see page [VI3](#))
 - a.) TFL
 - b.) HPL
- ③ Laminate Color (see page [VI3](#))
 - a.) Worksurface Color
 - b.) Chassis Color
 - c.) Drawer Color
- ④ Edge Profile (see page [VI4](#))
- ⑤ Pull Style and Color (see page [VI5](#))
- ⑥ Optional Grommet Location & Color (see page [VI6](#))
- ⑦ Other Product Options (see page [VI10](#))
- ⑧ Accessories (see page [VS314](#))
- ⑨ Power and Data Options (see page [VS324](#))

Description	D	W	H	CTN WT	CU FT	① Model	Laminate		Essentials Veneer			Artisan Veneer		
							Laminate Door	Alum. Frm Glass Door	Veneer Door	Alum. Frm Glass Door	Wood Frm Glass Door	Veneer Door	Alum. Frm Glass Door	Wood Frm Glass Door
Storage Tower with 17"h Doors	16 ³ / ₁₆	35 ³ / ₄	42 ¹ / ₂	90	13	VST1636SB	\$1,540	\$2,034						
	16 ³ / ₁₆	35 ³ / ₄	42 ¹ / ₂	90	13	VSV1636SB			\$1,942	\$2,435	\$2,133	\$2,139	\$2,632	\$2,329
	16 ³ / ₁₆	29 ³ / ₄	42 ¹ / ₂	80	13	VST1630SB	\$1,428	\$1,883						
	16 ³ / ₁₆	29 ³ / ₄	42 ¹ / ₂	80	13	VSV1630SB			\$1,687	\$2,142	\$1,877	\$1,859	\$2,314	\$2,049



- 17" door height
- select door style
- aluminum frame door offered in both frosted or white back painted glass, specify when ordering
- white markerboard doors available, specify and add \$240 list to laminate or veneer door price
- locking available on laminate or wood doors, specify and add \$49 list; glass doors are non-locking
- adjustable shelf
- no pulls

Description	D	W	H	CTN WT	CU FT	① Model	Laminate		Essentials Veneer			Artisan Veneer		
							Laminate Door	Alum. Frm Glass Door	Veneer Door	Alum. Frm Glass Door	Wood Frm Glass Door	Veneer Door	Alum. Frm Glass Door	Wood Frm Glass Door
Storage Tower with 17" h Door	16 ³ / ₁₆	17 ¹ / ₈	42 ¹ / ₂	45	9	VST1618SBR	\$1,016	\$1,263						
	16 ³ / ₁₆	17 ¹ / ₈	42 ¹ / ₂	45	9	VSV1618SBR			\$1,248	\$1,496	\$1,422	\$1,375	\$1,623	\$1,549
	16 ³ / ₁₆	17 ¹ / ₈	42 ¹ / ₂	45	9	VST1618SBL	\$1,016	\$1,263						
	16 ³ / ₁₆	17 ¹ / ₈	42 ¹ / ₂	45	9	VSV1618SBL			\$1,248	\$1,496	\$1,422	\$1,375	\$1,623	\$1,549




- 17" door height
- select door style
- aluminum frame door offered in both frosted or white back painted glass, specify when ordering
- white markerboard door available, specify and add \$222 list to laminate or veneer door price
- locking available on laminate or wood door, specify and add \$42 list; glass door is non-locking
- adjustable shelf
- no pull

Description	D	W	H	CTN WT	CU FT	① Model	Laminate		Essentials Veneer			Artisan Veneer		
							Laminate Door	Alum. Frm Glass Door	Veneer Door	Alum. Frm Glass Door	Wood Frm Glass Door	Veneer Door	Alum. Frm Glass Door	Wood Frm Glass Door
Storage Tower with 42"h Doors	16 $\frac{3}{16}$	35 $\frac{3}{4}$	42 $\frac{1}{2}$	99	13	VST1636STD	\$1,633	\$2,448						
	16 $\frac{3}{16}$	35 $\frac{3}{4}$	42 $\frac{1}{2}$	99	13	VSV1636STD			\$1,994	\$2,808	\$2,342	\$2,194	\$3,010	\$2,544
	16 $\frac{3}{16}$	29 $\frac{3}{4}$	42 $\frac{1}{2}$	88	13	VST1630STD	\$1,354	\$2,101						
	16 $\frac{3}{16}$	29 $\frac{3}{4}$	42 $\frac{1}{2}$	88	13	VSV1630STD			\$1,759	\$2,506	\$2,107	\$1,936	\$2,684	\$2,285



- 42" door height
- select door style
- aluminum frame door offered in both frosted or white back painted glass, specify when ordering
- white markerboard doors available, specify and add \$441 list to laminate or veneer door price
- locking available on laminate or wood doors, specify and add \$49 list; glass doors are non-locking
- adjustable shelf

Description	D	W	H	CTN WT	CU FT	① Model	Laminate		Essentials Veneer			Artisan Veneer		
							Laminate Door	Alum. Frm Glass Door	Veneer Door	Alum. Frm Glass Door	Wood Frm Glass Door	Veneer Door	Alum. Frm Glass Door	Wood Frm Glass Door
Storage Tower with 42" h Doors	16 $\frac{3}{16}$	17 $\frac{3}{4}$	42 $\frac{1}{2}$	51	9	VST1618STDR	\$1,067	\$1,474						
	16 $\frac{3}{16}$	17 $\frac{3}{4}$	42 $\frac{1}{2}$	51	9	VSV1618STDR			\$1,387	\$1,796	\$1,620	\$1,528	\$1,936	\$1,760
	16 $\frac{3}{16}$	17 $\frac{3}{4}$	42 $\frac{1}{2}$	51	9	VST1618STDL	\$1,067	\$1,474						
	16 $\frac{3}{16}$	17 $\frac{3}{4}$	42 $\frac{1}{2}$	51	9	VSV1618STDL			\$1,387	\$1,796	\$1,620	\$1,528	\$1,936	\$1,760



right shown

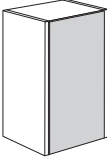
- 42" door height
- select door style
- aluminum frame door offered in both frosted or white back painted glass, specify when ordering
- white markerboard door available, specify and add \$293 list to laminate or veneer door price
- locking available on laminate or wood door, specify and add \$42 list; glass door is non-locking
- adjustable shelf

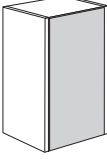
To Order, Specify:

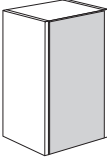
① Model Number Laminate - VST Veneer - VSV

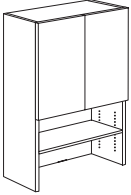
- ② Worksurface Material (see page [VI3](#))
 - a.) TFL
 - b.) HPL
- ③ Laminate Color (see page [VI3](#))
 - a.) Worksurface Color
 - b.) Chassis Color
 - c.) Drawer Color
- ② Finish Color (see page [VI1](#))

- ④ Edge Profile (see page [VI4](#))
- ⑤ Pull Style and Color (see page [VI5](#))
- ⑥ Optional Grommet Location & Color (see page [VI6](#))
- ⑦ Other Product Options (see page [VI10](#))
- ⑧ Accessories (see page [VS314](#))
- ⑨ Power and Data Options (see page [VS324](#))

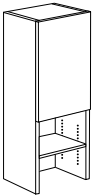
Description	D	W	H	CTN WT	CU FT	① Model	List Price Per Grade
36" w Fabric Back Panel for Storage Tower  <ul style="list-style-type: none"> for use with 36" w storage tower com ydg: 1 1/4 	1/2	34 1/8	41 5/8	13	5	VSB3642TKB	COM \$337
							A \$390
							B \$401
							C \$433
							D \$477
							E \$518
							F \$563
							G \$618
							H \$697
							I \$722
						J \$790	

30" w Fabric Back Panel for Storage Tower  <ul style="list-style-type: none"> for use with 30" w storage tower com ydg: 1 1/4 	1/2	28 1/8	41 5/8	11	4	VSB3042TKB	COM \$316
							A \$369
							B \$380
							C \$411
							D \$455
							E \$496
							F \$542
							G \$596
							H \$676
							I \$700
						J \$768	

18" w Fabric Back Panel for Storage Tower  <ul style="list-style-type: none"> for use with 18" w storage tower com ydg: 1 3/4 	1/2	16 1/8	41 5/8	7	2	VSB1842TKB	COM \$243
							A \$274
							B \$281
							C \$300
							D \$326
							E \$351
							F \$378
							G \$411
							H \$459
							I \$474
						J \$515	

Description	D	W	H	CTN WT	CU FT	① Model	Laminate		Essentials Veneer			Artisan Veneer		
							Laminate Door	Alum. Frm Glass Door	Veneer Door	Alum. Frm Glass Door	Wood Frm Glass Door	Veneer Door	Alum. Frm Glass Door	Wood Frm Glass Door
Double Height Storage Tower with 29" h Door 	16 $\frac{3}{8}$	35 $\frac{1}{4}$	54 $\frac{1}{2}$	117	23	VST1636DSB	\$1,641	\$2,291						
	16 $\frac{3}{8}$	35 $\frac{1}{4}$	54 $\frac{1}{2}$	117	23	VSV1636DSB			\$2,527	\$3,177	\$2,827	\$2,779	\$3,429	\$3,079
	16 $\frac{3}{8}$	29 $\frac{1}{4}$	54 $\frac{1}{2}$	104	19	VST1630DSB	\$1,588	\$2,183						
	16 $\frac{3}{8}$	29 $\frac{1}{4}$	54 $\frac{1}{2}$	104	19	VSV1630DSB			\$2,065	\$2,660	\$2,364	\$2,271	\$2,866	\$2,570

- 29" door height
- select door style
- aluminum frame door offered in both frosted or white back painted glass, specify when ordering
- white markerboard doors available, specify and add \$380 list to laminate or veneer door price
- locking available on laminate or wood doors, specify and add \$49l list; glass doors are non-locking
- one fixed shelf, two adjustable shelves
- no pulls
- backside of unit intended to go against a wall, cabinet should be secured to a wall as a safety precaution

Description	D	W	H	CTN WT	CU FT	① Model	Laminate		Essentials Veneer			Artisan Veneer		
							Laminate Door	Alum. Frm Glass Door	Veneer Door	Alum. Frm Glass Door	Wood Frm Glass Door	Veneer Door	Alum. Frm Glass Door	Wood Frm Glass Door
Double Height Storage Tower with 29" h Door 	16 $\frac{3}{8}$	17 $\frac{1}{2}$	54 $\frac{1}{2}$	59	12	VST1618DSBR	\$1,136	\$1,462						
	16 $\frac{3}{8}$	17 $\frac{1}{2}$	54 $\frac{1}{2}$	59	12	VSV1618DSBR			\$1,623	\$1,949	\$1,797	\$1,787	\$2,112	\$1,961
	16 $\frac{3}{8}$	17 $\frac{1}{2}$	54 $\frac{1}{2}$	59	12	VST1618DSBL	\$1,136	\$1,462						
	16 $\frac{3}{8}$	17 $\frac{1}{2}$	54 $\frac{1}{2}$	59	12	VSV1618DSBL			\$1,623	\$1,949	\$1,797	\$1,787	\$2,112	\$1,961

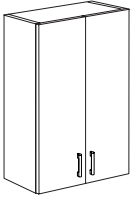
- 29" door height
- select door style
- aluminum frame door offered in both frosted or white back painted glass, specify when ordering
- white markerboard doors available, specify and add \$293 list to laminate or veneer door price
- locking available on laminate or wood door, specify and add \$42 list; glass door is non-locking
- one fixed shelf, two adjustable shelves
- no pull
- backside of unit intended to go against a wall, cabinet should be secured to a wall as a safety precaution

To Order, Specify:

① Model Number Laminate - VST Veneer - VSV

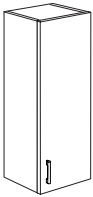
- ② Worksurface Material (see page [VI3](#))
 - a.) TFL
 - b.) HPL
- ③ Laminate Color (see page [VI3](#))
 - a.) Worksurface Color
 - b.) Chassis Color
 - c.) Drawer Color
- ④ Edge Profile (see page [VI4](#))
- ⑤ Pull Style and Color (see page [VI5](#))
- ⑥ Optional Grommet Location & Color (see page [VI6](#))
- ⑦ Other Product Options (see page [VI10](#))
- ⑧ Accessories (see page [VS314](#))
- ⑨ Power and Data Options (see page [VS324](#))

Description	D	W	H	CTN WT	CU FT	① Model	Laminate		Essentials Veneer			Artisan Veneer		
							Laminate Door	Alum. Frm Glass Door	Veneer Door	Alum. Frm Glass Door	Wood Frm Glass Door	Veneer Door	Alum. Frm Glass Door	Wood Frm Glass Door
Double Height Storage Tower with 54" h Door	16 $\frac{3}{8}$	35 $\frac{1}{4}$	54 $\frac{1}{2}$	129	23	VST1636DSTD	\$1,760	\$2,734						
	16 $\frac{3}{8}$	35 $\frac{1}{4}$	54 $\frac{1}{2}$	129	23	VSV1636DSTD			\$2,592	\$3,566	\$2,940	\$2,851	\$3,825	\$3,199
	16 $\frac{3}{8}$	29 $\frac{3}{4}$	54 $\frac{1}{2}$	115	19	VST1630DSTD	\$1,629	\$2,518						
	16 $\frac{3}{8}$	29 $\frac{3}{4}$	54 $\frac{1}{2}$	115	19	VSV1630DSTD			\$2,268	\$3,156	\$2,616	\$2,494	\$3,383	\$2,842



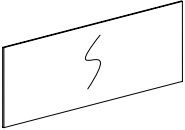
- 54" door height
- select door style
- aluminum frame door offered in both frosted or white back painted glass, specify when ordering
- white markerboard doors available, specify and add \$441 list to laminate or veneer door price
- locking available on laminate or wood doors, specify and add \$49 list; glass doors are non-locking
- one fixed shelf, two adjustable shelves
- backside of unit intended to go against a wall, cabinet should be secured to a wall as a safety precaution

Description	D	W	H	CTN WT	CU FT	① Model	Laminate		Essentials Veneer			Artisan Veneer		
							Laminate Door	Alum. Frm Glass Door	Veneer Door	Alum. Frm Glass Door	Wood Frm Glass Door	Veneer Door	Alum. Frm Glass Door	Wood Frm Glass Door
Double Height Storage Tower with 54" h Door	16 $\frac{3}{8}$	17 $\frac{1}{2}$	54 $\frac{1}{2}$	67	12	VST1618DSTDR	\$1,176	\$1,665						
	16 $\frac{3}{8}$	17 $\frac{1}{2}$	54 $\frac{1}{2}$	67	12	VSV1618DSTDR			\$1,645	\$2,135	\$1,878	\$1,807	\$2,296	\$2,040
	16 $\frac{3}{8}$	17 $\frac{1}{2}$	54 $\frac{1}{2}$	67	12	VST1618DSTD	\$1,176	\$1,665						
	16 $\frac{3}{8}$	17 $\frac{1}{2}$	54 $\frac{1}{2}$	67	12	VSV1618DSTD			\$1,645	\$2,135	\$1,878	\$1,807	\$2,296	\$2,040



right shown

- 54" door height
- select door style
- aluminum frame door offered in both frosted or white back painted glass, specify when ordering
- white markerboard door available, specify and add \$293 list to laminate or veneer door price
- locking available on laminate or wood door, specify and add \$42 list; glass door is non-locking
- one fixed shelf, two adjustable shelves
- backside of unit intended to go against a wall, cabinet should be secured to a wall as a safety precaution

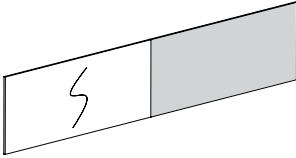
Description	D	W	H	CTN WT	CU FT	① Model	List Price
Markerboard for Front of Storage Overhead Cabinet 	½	106⅞	23	32	7	VSB10823MB	\$631
	½	100⅞	23	30	6	VSB10223MB	\$607
	½	94⅞	23	29	6	VSB9623MB	\$581
	½	88⅞	23	27	6	VSB9023MB	\$560
	½	82⅞	23	25	5	VSB8423MB	\$537
	½	76⅞	23	23	5	VSB7823MB	\$514
	½	70⅞	23	22	5	VSB7223MB	\$471
	½	64⅞	23	20	4	VSB6623MB	\$446
	½	58⅞	23	18	4	VSB6023MB	\$422
	½	52⅞	23	16	4	VSB5423MB	\$397
	½	46⅞	23	14	3	VSB4823MB	\$354
	½	40⅞	23	13	3	VSB4223MB	\$329
	½	34⅞	23	11	3	VSB3623MB	\$305
	½	28⅞	23	9	2	VSB3023MB	\$281

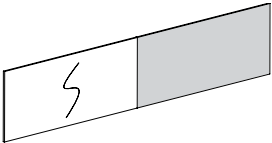
- use with standard overheads

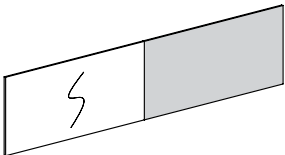
To Order, Specify:

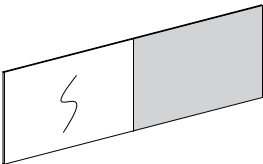
① Model Number Laminate - VST Veneer - VSV

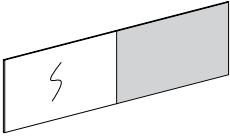
- ② Worksurface Material (see page [VI3](#)) ② Finish Color (see page [VI1](#))
- a.) TFL
- b.) HPL
- ③ Laminate Color (see page [VI3](#))
- a.) Worksurface Color
- b.) Chassis Color
- c.) Drawer Color
- ④ Edge Profile (see page [VI4](#))
- ⑤ Pull Style and Color (see page [VI5](#))
- ⑥ Optional Grommet Location & Color (see page [VI6](#))
- ⑦ Other Product Options (see page [VI10](#))
- ⑧ Accessories (see page [VS314](#))
- ⑨ Power and Data Options (see page [VS324](#))

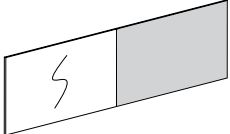
Description	D	W	H	CTN WT	CU FT	① Model	List Price Per Grade
Half Markerboard/Half Tackboard for Front of 108" w Storage Overhead Cabinet <ul style="list-style-type: none"> for use with 108" w overhead com ydg: 1 3/4 	1/2	23	106 7/8	21	7	VSB10823MBTK1	COM \$782
	A \$857						
	B \$872						
	C \$916						
	D \$978						
	E \$1,035						
	F \$1,098						
	G \$1,175						
	H \$1,289						
	I \$1,326						
	J \$1,424						

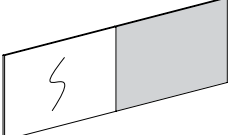
Half Markerboard/Half Tackboard for Front of 102" w Storage Overhead Cabinet <ul style="list-style-type: none"> for use with 102" w overhead com ydg: 1 3/4 	1/2	23	100 3/8	19	6	VSB10223MBTK1	COM \$765
	A \$839						
	B \$854						
	C \$898						
	D \$960						
	E \$1,017						
	F \$1,081						
	G \$1,157						
	H \$1,271						
	I \$1,308						
	J \$1,406						

Half Markerboard/Half Tackboard for Front of 96" w Storage Overhead Cabinet <ul style="list-style-type: none"> for use with 96" w overhead com ydg: 1 1/2 	1/2	23	94 1/8	18	6	VSB9623MBTK1	COM \$747
	A \$811						
	B \$824						
	C \$862						
	D \$915						
	E \$964						
	F \$1,018						
	G \$1,084						
	H \$1,182						
	I \$1,214						
	J \$1,299						

Half Markerboard/Half Tackboard for Front of 90" w Storage Overhead Cabinet <ul style="list-style-type: none"> for use with 90" w overhead com ydg: 1 1/2 	1/2	23	88 1/8	17	6	VSB9023MBTK1	COM \$728
	A \$791						
	B \$804						
	C \$842						
	D \$895						
	E \$944						
	F \$999						
	G \$1,064						
	H \$1,163						
	I \$1,195						
	J \$1,279						

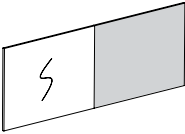
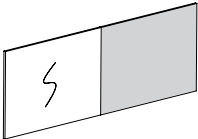
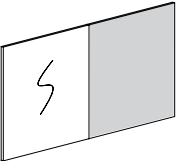
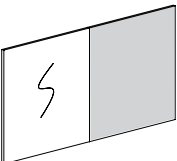
Description	D	W	H	CTN WT	CU FT	① Model	List Price Per Grade
Half Markerboard/Half Tackboard for Front of 84" w Storage Overhead Cabinet  <ul style="list-style-type: none"> • for use with 84" w overhead • com ydg: 1 1/2 	1/2	23	82 1/8	16	5	VSB8423MBTK1	COM \$709
	A \$773						
	B \$786						
	C \$824						
	D \$877						
	E \$925						
	F \$980						
	G \$1,045						
	H \$1,144						
	I \$1,176						
	J \$1,260						

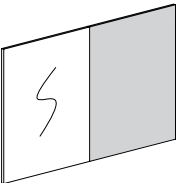
Half Markerboard/Half Tackboard for Front of 78" w Storage Overhead Cabinet  <ul style="list-style-type: none"> • for use with 78" w overhead • com ydg: 1 1/4 	1/2	23	76 1/8	15	5	VSB7823MBTK1	COM \$689
	A \$742						
	B \$753						
	C \$784						
	D \$828						
	E \$869						
	F \$914						
	G \$969						
	H \$1,052						
	I \$1,079						
	J \$1,150						

Half Markerboard/Half Tackboard for Front of 72" w Storage Overhead Cabinet  <ul style="list-style-type: none"> • for use with 72" w overhead • com ydg: 1 1/4 	1/2	23	70 1/8	14	5	VSB7223MBTK1	COM \$669
	A \$722						
	B \$733						
	C \$764						
	D \$809						
	E \$849						
	F \$895						
	G \$949						
	H \$1,032						
	I \$1,059						
	J \$1,130						

To Order, Specify:

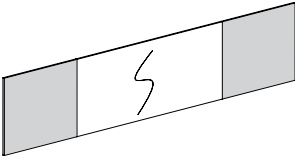
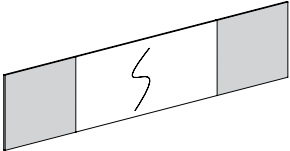
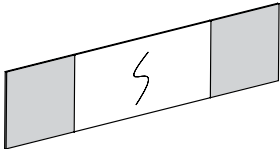
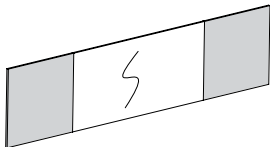
- ① Model Number
- ② Fabric Selection: vendor, pattern, color
 Visit www.jsifurniture.com/finishes-and-materials/textiles for our textiles program. See selection of standard and graded in manufacturers and patterns.

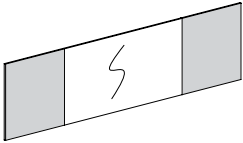
Description	D	W	H	CTN WT	CU FT	① Model	List Price Per Grade
Half Markerboard/Half Tackboard for Front of 66" w Storage Overhead Cabinet <ul style="list-style-type: none"> for use with 66" w overhead com ydg: 1 1/4 	1/2	23	64 1/8	13	4	VSB6623MBTK1	COM \$659 A \$712 B \$723 C \$754 D \$798 E \$839 F \$885 G \$939 H \$1,022 I \$1,049 J \$1,120
Half Markerboard/Half Tackboard for Front of 60" w Storage Overhead Cabinet <ul style="list-style-type: none"> for use with 60" w overhead com ydg: 1 	1/2	23	58 1/8	12	4	VSB6023MBTK1	COM \$639 A \$682 B \$690 C \$715 D \$751 E \$783 F \$820 G \$863 H \$930 I \$953 J \$1,011
Half Markerboard/Half Tackboard for Front of 54" w Storage Overhead Cabinet <ul style="list-style-type: none"> for use with 54" w overhead com ydg: 1 	1/2	23	52 1/8	10	4	VSB5423MBTK1	COM \$620 A \$662 B \$671 C \$696 D \$731 E \$764 F \$800 G \$844 H \$911 I \$933 J \$991
Half Markerboard/Half Tackboard for Front of 48" w Storage Overhead Cabinet <ul style="list-style-type: none"> for use with 48" w overhead com ydg: 1 	1/2	23	46 1/8	9	3	VSB4823MBTK1	COM \$601 A \$643 B \$652 C \$677 D \$713 E \$745 F \$782 G \$825 H \$892 I \$914 J \$972

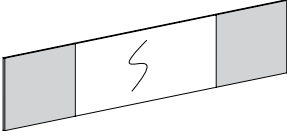
Description	D	W	H	CTN WT	CU FT	① Model	List Price Per Grade
Half Markerboard/Half Tackboard for Front of 42" w Storage Overhead Cabinet  <ul style="list-style-type: none"> • for use with 42" w overhead • com ydg: 1 	½	23	40%	8	3	VSB4223MBTK1	COM \$581
	A	\$624					
	B	\$633					
	C	\$658					
	D	\$693					
	E	\$726					
	F	\$762					
	G	\$806					
	H	\$872					
	I	\$894					
	J	\$952					

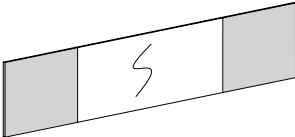
To Order, Specify:

- ① Model Number
- ② Fabric Selection: vendor, pattern, color
 Visit www.jsifurniture.com/finishes-and-materials/textiles for our textiles program. See selection of standard and graded in manufacturers and patterns.

Description	D	W	H	CTN WT	CU FT	① Model	List Price Per Grade
Center Markerboard/Left and Right Tackboard for Front of 108" w Storage Overhead Cabinet <ul style="list-style-type: none"> • for use with 108" w overhead • com ydg: 1 3/4 	1/2	23	106 7/8	21	7	VSB10823MBTK2	COM \$862 A \$947 B \$964 C \$1,014 D \$1,085 E \$1,150 F \$1,223 G \$1,310 H \$1,441 I \$1,482 J \$1,594
Center Markerboard/Left and Right Tackboard for Front of 102" w Storage Overhead Cabinet <ul style="list-style-type: none"> • for use with 102" w overhead • com ydg: 1 3/4 	1/2	23	100 1/8	19	6	VSB10223MBTK2	COM \$844 A \$918 B \$934 C \$978 D \$1,040 E \$1,096 F \$1,160 G \$1,236 H \$1,352 I \$1,389 J \$1,488
Center Markerboard/Left and Right Tackboard for Front of 96" w Storage Overhead Cabinet <ul style="list-style-type: none"> • for use with 96" w overhead • com ydg: 1 3/4 	1/2	23	94 1/8	18	6	VSB9623MBTK2	COM \$800 A \$874 B \$889 C \$933 D \$995 E \$1,052 F \$1,116 G \$1,192 H \$1,307 I \$1,344 J \$1,442
Center Markerboard/Left and Right Tackboard for Front of 90" w Storage Overhead Cabinet <ul style="list-style-type: none"> • for use with 90" w overhead • com ydg: 1 3/4 	1/2	23	88 1/8	17	6	VSB9023MBTK2	COM \$780 A \$855 B \$870 C \$914 D \$976 E \$1,033 F \$1,096 G \$1,173 H \$1,287 I \$1,324 J \$1,422

Description	D	W	H	CTN WT	CU FT	① Model	List Price Per Grade	
Center Markerboard/ Left and Right Tackboard for Front of 84" w Storage Overhead Cabinet  <ul style="list-style-type: none"> • for use with 84" w overhead • com ydg: 1 1/2 	1/2	23	82 1/8	16	5	VSB8423MBTK2	COM \$761	
	A							\$824
	B							\$837
	C							\$875
	D							\$928
	E							\$977
	F							\$1,032
	G							\$1,097
	H							\$1,196
	I							\$1,228
	J							\$1,313

Center Markerboard/ Left and Right Tackboard for Front of 78" w Storage Overhead Cabinet  <ul style="list-style-type: none"> • for use with 78" w overhead • com ydg: 1 1/2 	1/2	23	76 1/8	15	5	VSB7823MBTK2	COM \$740	
	A							\$804
	B							\$817
	C							\$855
	D							\$908
	E							\$956
	F							\$1,011
	G							\$1,076
	H							\$1,175
	I							\$1,207
	J							\$1,292

Center Markerboard/ Left and Right Tackboard for Front of 72" w Storage Overhead Cabinet  <ul style="list-style-type: none"> • for use with 72" w overhead • com ydg: 1 1/2 	1/2	23	70 1/8	14	5	VSB7223MBTK2	COM \$721	
	A							\$785
	B							\$798
	C							\$836
	D							\$889
	E							\$938
	F							\$993
	G							\$1,058
	H							\$1,156
	I							\$1,188
	J							\$1,273

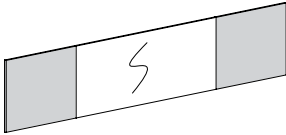
To Order, Specify:

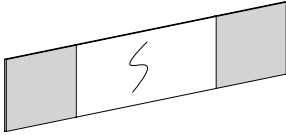
① Model Number

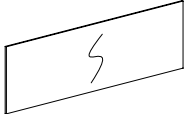
② Fabric Selection: vendor, pattern, color

Visit www.jsifurniture.com/finishes-and-materials/textiles

for our textiles program. See selection of standard and graded in manufacturers and patterns.

Description	D	W	H	CTN WT	CU FT	① Model	List Price Per Grade
Center Markerboard/ Left and Right Tackboard for Front of 66" w Storage Overhead Cabinet <ul style="list-style-type: none"> • for use with 66" w overhead • com ydg: 1 1/4 	1/2	23	64 1/8	13	4	VSB6623MBTK2	COM \$701 A \$754 B \$765 C \$796 D \$841 E \$881 F \$927 G \$981 H \$1,064 I \$1,092 J \$1,163

Center Markerboard/ Left and Right Tackboard for Front of 60" w Storage Overhead Cabinet <ul style="list-style-type: none"> • for use with 60" w overhead • com ydg: 1 1/4 	1/2	23	58 1/8	12	4	VSB6023MBTK2	COM \$682 A \$735 B \$746 C \$778 D \$822 E \$863 F \$908 G \$963 H \$1,046 I \$1,073 J \$1,144
--	-----	----	--------	----	---	---------------------	--

Description	D	W	H	CTN WT	CU FT	① Model	List Price
Markerboard for Front of Storage Overhead Cabinet with Cubbies 	½	19½	106⅞	27	7	VSB10820MBC	\$572
	½	19½	100%	26	6	VSB10220MBC	\$553
	½	19½	94⅞	24	6	VSB9620MBC	\$530
	½	19½	88⅞	23	6	VSB9020MBC	\$511
	½	19½	82⅞	21	5	VSB8420MBC	\$493
	½	19½	76⅞	20	5	VSB7820MBC	\$472
	½	19½	70⅞	18	5	VSB7220MBC	\$432
	½	19½	64⅞	17	4	VSB6620MBC	\$411
	½	19½	58⅞	15	4	VSB6020MBC	\$391
	½	19½	52⅞	14	4	VSB5420MBC	\$368
	½	19½	46⅞	12	3	VSB4820MBC	\$328
	½	19½	40⅞	11	3	VSB4220MBC	\$307
	½	19½	34⅞	9	3	VSB3620MBC	\$287
	½	19½	28⅞	8	2	VSB3020MBC	\$266

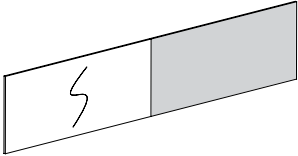
- use with standard storage overhead with cubbies

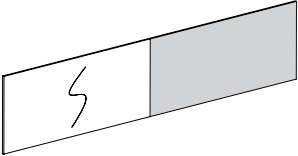
To Order, Specify:

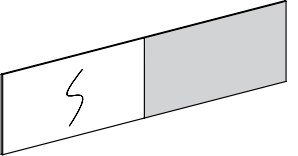
① Model Number

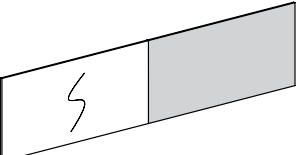
② Fabric Selection: vendor, pattern, color

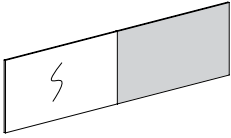
Visit www.jsifurniture.com/finishes-and-materials/textiles for our textiles program. See selection of standard and graded in manufacturers and patterns.

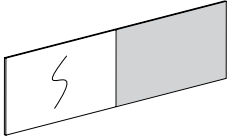
Description	D	W	H	CTN WT	CU FT	① Model	List Price Per Grade
Half Markerboard/Half Tackboard for Front of 108" w Storage Overhead Cabinet with Cubbies <ul style="list-style-type: none"> for use with 108" w overhead with cubbies com ydg: 1 3/4 	1/2	19 1/2	106 7/8	18	7	VSB10820MBTK1C	COM \$715
	A \$790						
	B \$805						
	C \$849						
	D \$911						
	E \$968						
	F \$1,032						
	G \$1,108						
	H \$1,222						
	I \$1,258						
	J \$1,356						

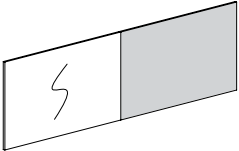
Half Markerboard/Half Tackboard for Front of 102" w Storage Overhead Cabinet with Cubbies <ul style="list-style-type: none"> for use with 102" w overhead with cubbies com ydg: 1 3/4 	1/2	19 1/2	100 3/8	17	6	VSB10220MBTK1C	COM \$701
	A \$775						
	B \$791						
	C \$835						
	D \$897						
	E \$953						
	F \$1,017						
	G \$1,093						
	H \$1,207						
	I \$1,243						
	J \$1,341						

Half Markerboard/Half Tackboard for Front of 96" w Storage Overhead Cabinet with Cubbies <ul style="list-style-type: none"> for use with 96" w overhead with cubbies com ydg: 1 1/2 	1/2	19 1/2	94 1/8	16	6	VSB9620MBTK1C	COM \$688
	A \$751						
	B \$764						
	C \$802						
	D \$855						
	E \$904						
	F \$959						
	G \$1,024						
	H \$1,122						
	I \$1,154						
	J \$1,238						

Half Markerboard/Half Tackboard for Front of 90" w Storage Overhead Cabinet with Cubbies <ul style="list-style-type: none"> for use with 90" w overhead with cubbies com ydg: 1 1/2 	1/2	19 1/2	88 1/8	15	6	VSB9020MBTK1C	COM \$670
	A \$734						
	B \$747						
	C \$785						
	D \$838						
	E \$886						
	F \$941						
	G \$1,006						
	H \$1,104						
	I \$1,136						
	J \$1,220						

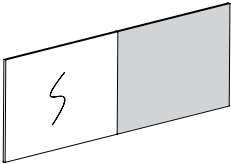
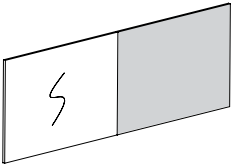
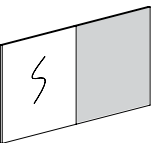
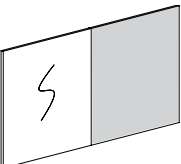
Description	D	W	H	CTN WT	CU FT	① Model	List Price Per Grade
Half Markerboard/Half Tackboard for Front of 84" w Storage Overhead Cabinet with Cubbies  <ul style="list-style-type: none"> for use with 84" w overhead with cubbies com ydg: 1 1/4 	1/2	19 1/2	82 3/8	14	5	VSB8420MBTK1C	COM \$652 A \$716 B \$729 C \$767 D \$820 E \$869 F \$924 G \$989 H \$1,087 I \$1,118 J \$1,202

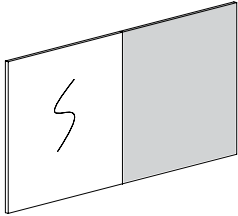
Half Markerboard/Half Tackboard for Front of 78" w Storage Overhead Cabinet with Cubbies  <ul style="list-style-type: none"> for use with 78" w overhead with cubbies com ydg: 1 1/4 	1/2	19 1/2	76 3/8	13	5	VSB7820MBTK1C	COM \$636 A \$689 B \$700 C \$731 D \$776 E \$816 F \$862 G \$916 H \$999 I \$1,026 J \$1,097
---	-----	--------	--------	----	---	----------------------	--

Half Markerboard/Half Tackboard for Front of 72" w Storage Overhead Cabinet with Cubbies  <ul style="list-style-type: none"> for use with 72" w overhead with cubbies com ydg: 1 1/4 	1/2	19 1/2	70 3/8	12	5	VSB7220MBTK1C	COM \$618 A \$672 B \$683 C \$714 D \$758 E \$799 F \$844 G \$899 H \$981 I \$1,008 J \$1,079
---	-----	--------	--------	----	---	----------------------	--

To Order, Specify:

- ① Model Number
- ② Fabric Selection: vendor, pattern, color
 Visit www.jsifurniture.com/finishes-and-materials/textiles for our textiles program. See selection of standard and graded in manufacturers and patterns.

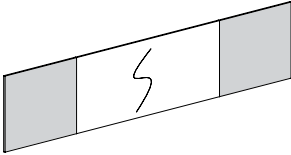
Description	D	W	H	CTN WT	CU FT	① Model	List Price Per Grade
Half Markerboard/Half Tackboard for Front of 66" w Storage Overhead Cabinet with Cubbies  <ul style="list-style-type: none"> for use with 66" w overhead with cubbies com ydg: 1 1/4 	1/2	19 1/2	64 1/8	11	4	VSB6620MBTK1C	COM \$611 A \$664 B \$675 C \$707 D \$751 E \$792 F \$837 G \$892 H \$974 I \$1,000 J \$1,071
Half Markerboard/Half Tackboard for Front of 60" w Storage Overhead Cabinet with Cubbies  <ul style="list-style-type: none"> for use with 60" w overhead with cubbies com ydg: 1 	1/2	19 1/2	58 1/8	10	4	VSB6020MBTK1C	COM \$595 A \$637 B \$646 C \$671 D \$707 E \$739 F \$776 G \$819 H \$886 I \$908 J \$965
Half Markerboard/Half Tackboard for Front of 54" w Storage Overhead Cabinet with Cubbies  <ul style="list-style-type: none"> for use with 54" w overhead with cubbies com ydg: 1 	1/2	19 1/2	52 1/8	9	4	VSB5420MBTK1C	COM \$578 A \$621 B \$630 C \$655 D \$690 E \$723 F \$759 G \$802 H \$869 I \$891 J \$948
Half Markerboard/Half Tackboard for Front of 48" w Storage Overhead Cabinet with Cubbies  <ul style="list-style-type: none"> for use with 48" w overhead with cubbies com ydg: 1 	1/2	19 1/2	46 1/8	8	3	VSB4820MBTK1C	COM \$561 A \$603 B \$612 C \$637 D \$673 E \$705 F \$742 G \$785 H \$851 I \$873 J \$931

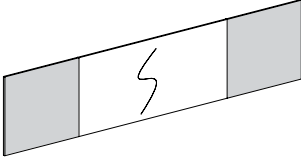
Description	D	W	H	CTN WT	CU FT	① Model	List Price Per Grade
Half Markerboard/Half Tackboard for Front of 42" w Storage Overhead Cabinet with Cubbies 	½	19½	40⅝	7	3	VSB4220MBTK1C	COM \$543
							A \$586
							B \$595
							C \$620
							D \$655
							E \$687
							F \$724
							G \$767
							H \$834
							I \$856
							J \$913

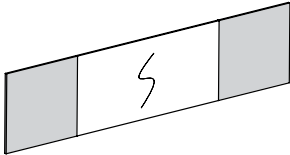
- for use with 42" w overhead with cubbies
- com ydg: 1

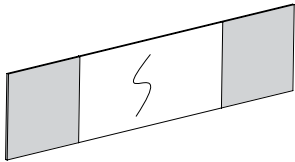
To Order, Specify:

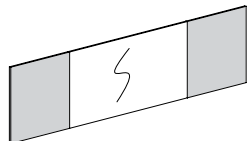
- ① Model Number
- ② Fabric Selection: vendor, pattern, color
 Visit www.jsifurniture.com/finishes-and-materials/textiles for our textiles program. See selection of standard and graded in manufacturers and patterns.

Description	D	W	H	CTN WT	CU FT	① Model	List Price Per Grade
Center Markerboard/Left and Right Tackboard for Front of 108" w Storage Overhead Cabinet with Cubbies <ul style="list-style-type: none"> for use with 108" w overhead with cubbies com ydg: 1 3/4 	1/2	19 1/2	106 3/8	17	6	VSB10820MBTK2C	COM \$796
	A \$881						
	B \$898						
	C \$948						
	D \$1,019						
	E \$1,084						
	F \$1,157						
	G \$1,244						
	H \$1,374						
	I \$1,415						
	J \$1,527						

Center Markerboard/Left and Right Tackboard for Front of 102" w Storage Overhead Cabinet with Cubbies <ul style="list-style-type: none"> for use with 102" w overhead with cubbies com ydg: 1 3/4 	1/2	19 1/2	100 3/8	17	6	VSB10220MBTK2C	COM \$783
	A \$858						
	B \$873						
	C \$917						
	D \$979						
	E \$1,036						
	F \$1,100						
	G \$1,176						
	H \$1,290						
	I \$1,327						
	J \$1,425						

Center Markerboard/Left and Right Tackboard for Front of 96" w Storage Overhead Cabinet with Cubbies <ul style="list-style-type: none"> for use with 96" w overhead with cubbies com ydg: 1 3/4 	1/2	19 1/2	94 3/8	16	6	VSB9620MBTK2C	COM \$739
	A \$813						
	B \$829						
	C \$873						
	D \$935						
	E \$991						
	F \$1,055						
	G \$1,131						
	H \$1,246						
	I \$1,282						
	J \$1,380						

Description	D	W	H	CTN WT	CU FT	① Model	List Price Per Grade
Center Markerboard/ Left and Right Tackboard for Front of 90" w Storage Overhead Cabinet with Cubbies <ul style="list-style-type: none"> for use with 90" w overhead with cubbies com ydg: 1 3/4 	1/2	19 1/2	88 1/8	15	6	VSB9020MBTK2C	COM \$723
	A \$797						
	B \$812						
	C \$856						
	D \$918						
	E \$975						
	F \$1,039						
	G \$1,115						
	H \$1,229						
	I \$1,265						
	J \$1,363						

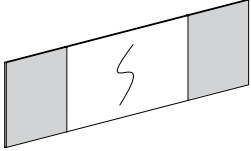
Center Markerboard/ Left and Right Tackboard for Front of 84" w Storage Overhead Cabinet with Cubbies <ul style="list-style-type: none"> for use with 84" w overhead with cubbies com ydg: 1 1/2 	1/2	19 1/2	82 1/8	14	5	VSB8420MBTK2C	COM \$704
	A \$768						
	B \$781						
	C \$819						
	D \$872						
	E \$920						
	F \$975						
	G \$1,040						
	H \$1,139						
	I \$1,170						
	J \$1,255						

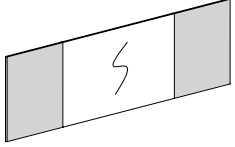
To Order, Specify:

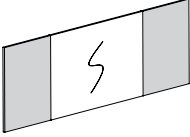
① Model Number

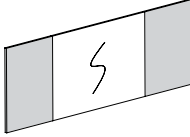
② Fabric Selection: vendor, pattern, color

Visit www.jsifurniture.com/finishes-and-materials/textiles for our textiles program. See selection of standard and graded in manufacturers and patterns.

Description	D	W	H	CTN WT	CU FT	① Model	List Price Per Grade
Center Markerboard/ Left and Right Tackboard for Front of 78" w Storage Overhead Cabinet with Cubbies <ul style="list-style-type: none"> • for use with 78" w overhead with cubbies • com ydg: 1 1/2 	1/2	19 1/2	76 1/8	13	5	VSB7820MBTK2C	COM \$689 A \$752 B \$765 C \$803 D \$856 E \$905 F \$960 G \$1,025 H \$1,123 I \$1,155 J \$1,239

Center Markerboard/ Left and Right Tackboard for Front of 72" w Storage Overhead Cabinet with Cubbies <ul style="list-style-type: none"> • for use with 72" w overhead with cubbies • com ydg: 1 1/2 	1/2	19 1/2	70 1/8	12	5	VSB7220MBTK2C	COM \$671 A \$735 B \$748 C \$786 D \$839 E \$887 F \$942 G \$1,007 H \$1,106 I \$1,137 J \$1,221
--	-----	--------	--------	----	---	----------------------	--

Description	D	W	H	CTN WT	CU FT	① Model	List Price Per Grade
Center Markerboard/ Left and Right Tackboard for Front of 66" w Storage Overhead Cabinet with Cubbies <ul style="list-style-type: none"> • for use with 66" w overhead with cubbies • com ydg: 1 1/4 	1/2	19 1/2	64 7/8	11	4	VSB6620MBTK2C	COM \$655
	A \$708						
	B \$719						
	C \$750						
	D \$794						
	E \$835						
	F \$880						
	G \$935						
	H \$1,017						
	I \$1,044						
	J \$1,116						

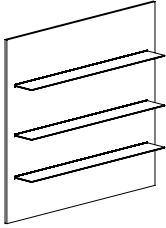
Center Markerboard/ Left and Right Tackboard for Front of 60" w Storage Overhead Cabinet with Cubbies <ul style="list-style-type: none"> • for use with 60" w overhead with cubbies • com ydg: 1 1/4 	1/2	19 1/2	58 7/8	10	4	VSB6020MBTK2C	COM \$637
	A \$690						
	B \$701						
	C \$733						
	D \$777						
	E \$817						
	F \$863						
	G \$917						
	H \$1,000						
	I \$1,027						
	J \$1,098						

To Order, Specify:

① Model Number

② Fabric Selection: vendor, pattern, color

Visit www.jsifurniture.com/finishes-and-materials/textiles for our textiles program. See selection of standard and graded in manufacturers and patterns.



54 1/2" h Wall Panel with Glass Shelf

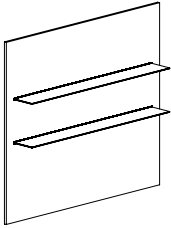
- use with standard height surfaces for 84" overall height (nothing above)
- specify number of shelves, shelf locations, shelf color (contrasting shelves on laminate models only)
- reference planning pages for shelf location options
- laminate wall panels are horizontal grain
- veneer wall panels are vertical grain

shown with three shelves

Model	One Shelf			Two Shelves			Three Shelves			D	W	H	CTN WT	CU FT
	Laminate	Essentials Veneer	Artisan Veneer	Laminate	Essentials Veneer	Artisan Veneer	Laminate	Essentials Veneer	Artisan Veneer					
VST6054WPGS	\$1,220			\$1,928			\$2,635			7 ¹⁵ / ₁₆	60	54 ¹ / ₂	102	21
VSV6054WPGS		\$1,609	\$1,690		\$2,316	\$2,397		\$3,024	\$3,105	7 ¹⁵ / ₁₆	60	54 ¹ / ₂	102	21
VST5454WPGS	\$1,108			\$1,737			\$2,367			7 ¹⁵ / ₁₆	54	54 ¹ / ₂	92	19
VSV5454WPGS		\$1,482	\$1,556		\$2,111	\$2,186		\$2,741	\$2,817	7 ¹⁵ / ₁₆	54	54 ¹ / ₂	92	19
VST4854WPGS	\$978			\$1,531			\$2,085			7 ¹⁵ / ₁₆	48	54 ¹ / ₂	82	17
VSV4854WPGS		\$1,337	\$1,405		\$1,891	\$1,959		\$2,445	\$2,513	7 ¹⁵ / ₁₆	48	54 ¹ / ₂	82	17
VST4254WPGS	\$857			\$1,333			\$1,810			7 ¹⁵ / ₁₆	42	54 ¹ / ₂	72	15
VSV4254WPGS		\$1,203	\$1,262		\$1,679	\$1,740		\$2,156	\$2,216	7 ¹⁵ / ₁₆	42	54 ¹ / ₂	72	15
VST3954WPGS	\$814			\$1,261			\$1,708			7 ¹⁵ / ₁₆	39	54 ¹ / ₂	66	14
VSV3954WPGS		\$1,153	\$1,211		\$1,599	\$1,658		\$2,047	\$2,105	7 ¹⁵ / ₁₆	39	54 ¹ / ₂	66	14
VST3654WPGS	\$743			\$1,143			\$1,542			7 ¹⁵ / ₁₆	36	54 ¹ / ₂	63	13
VSV3654WPGS		\$1,075	\$1,128		\$1,473	\$1,528		\$1,874	\$1,928	7 ¹⁵ / ₁₆	36	54 ¹ / ₂	63	13
VST3354WPGS	\$700			\$1,071			\$1,440			7 ¹⁵ / ₁₆	33	54 ¹ / ₂	57	12
VSV3354WPGS		\$1,024	\$1,076		\$1,394	\$1,447		\$1,764	\$1,815	7 ¹⁵ / ₁₆	33	54 ¹ / ₂	57	12
VST3054WPGS	\$631			\$954			\$1,278			7 ¹⁵ / ₁₆	30	54 ¹ / ₂	54	11
VSV3054WPGS		\$948	\$995		\$1,272	\$1,319		\$1,595	\$1,642	7 ¹⁵ / ₁₆	30	54 ¹ / ₂	54	11
VST2454WPGS	\$491			\$711			\$933			7 ¹⁵ / ₁₆	24	54 ¹ / ₂	44	9
VSV2454WPGS		\$794	\$834		\$1,014	\$1,054		\$1,235	\$1,276	7 ¹⁵ / ₁₆	24	54 ¹ / ₂	44	9
VST1854WPGS	\$409			\$579			\$749			7 ¹⁵ / ₁₆	18	54 ¹ / ₂	34	7
VSV1854WPGS		\$699	\$735		\$869	\$905		\$1,039	\$1,075	7 ¹⁵ / ₁₆	18	54 ¹ / ₂	34	7

To Order, Specify:

- ① Model Number Laminate - VST Veneer - VSV
- ② Worksurface Material (see page [V13](#)) ② Finish Color (see page [V11](#))
- a.) TFL
- b.) HPL
- ③ Laminate Color (see page [V13](#))
- a.) Worksurface Color
- b.) Chassis Color
- c.) Drawer Color
- ④ Edge Profile (see page [V14](#))
- ⑤ Pull Style and Color (see page [V15](#))
- ⑥ Optional Grommet Location & Color (see page [V16](#))
- ⑦ Other Product Options (see page [V110](#))
- ⑧ Accessories (see page [VS314](#))
- ⑨ Power and Data Options (see page [VS324](#))



shown with two shelves

52 3/16" h Wall Panel with Glass Shelf

- use with bench height surfaces for 72" overall height (nothing above)
- specify number of shelves, shelf locations, shelf color (contrasting shelves on laminate models only)
- reference planning pages for shelf location options
- laminate wall panels are horizontal grain
- veneer wall panels are vertical grain

Model	One Shelf			Two Shelves			D	W	H	CTN WT	CU FT
	Laminate	Essentials Veneer	Artisan Veneer	Laminate	Essentials Veneer	Artisan Veneer					
VST6053WPGS	\$1,210			\$1,917			7 15/16	60	52 3/16	90	20
VSV6053WPGS		\$1,593	\$1,673		\$2,299	\$2,380	7 15/16	60	52 3/16	90	20
VST5453WPGS	\$1,097			\$1,728			7 15/16	54	52 3/16	81	18
VSV5453WPGS		\$1,466	\$1,540		\$2,097	\$2,171	7 15/16	54	52 3/16	81	18
VST4853WPGS	\$969			\$1,524			7 15/16	48	52 3/16	72	16
VSV4853WPGS		\$1,324	\$1,390		\$1,878	\$1,945	7 15/16	48	52 3/16	72	16
VST4253WPGS	\$850			\$1,327			7 15/16	42	52 3/16	63	14
VSV4253WPGS		\$1,192	\$1,252		\$1,668	\$1,728	7 15/16	42	52 3/16	63	14
VST3953WPGS	\$808			\$1,255			7 15/16	39	52 3/16	58	13
VSV3953WPGS		\$1,143	\$1,200		\$1,590	\$1,647	7 15/16	39	52 3/16	58	13
VST3653WPGS	\$737			\$1,137			7 15/16	36	52 3/16	55	12
VSV3653WPGS		\$1,066	\$1,119		\$1,464	\$1,518	7 15/16	36	52 3/16	55	12
VST3353WPGS	\$695			\$1,064			7 15/16	33	52 3/16	50	11
VSV3353WPGS		\$1,016	\$1,068		\$1,385	\$1,436	7 15/16	33	52 3/16	50	11
VST3053WPGS	\$626			\$949			7 15/16	30	52 3/16	47	10
VSV3053WPGS		\$941	\$988		\$1,263	\$1,312	7 15/16	30	52 3/16	47	10
VST2453WPGS	\$488			\$707			7 15/16	24	52 3/16	38	9
VSV2453WPGS		\$787	\$828		\$1,008	\$1,048	7 15/16	24	52 3/16	38	9
VST1853WPGS	\$406			\$576			7 15/16	18	52 3/16	29	7
VSV1853WPGS		\$694	\$729		\$864	\$899	7 15/16	18	52 3/16	29	7

To Order, Specify:
1 Model Number

Laminate - VST

Veneer - VSV

2 Worksurface Material (see page [VI3](#))

a.) TFL

b.) HPL

3 Laminate Color (see page [VI3](#))

a.) Worksurface Color

b.) Chassis Color

c.) Drawer Color

4 Edge Profile (see page [VI4](#))

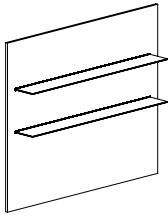
5 Pull Style and Color (see page [VI5](#))

6 Optional Grommet Location & Color (see page [VI6](#))

7 Other Product Options (see page [VI10](#))

8 Accessories (see page [VS314](#))

9 Power and Data Options (see page [VS324](#))



49 1/16" h Wall Panel with Glass Shelf

- use with bench height surfaces and 14 3/4" h L-shelf for 84" overall height
- specify number of shelves, shelf locations, shelf color (contrasting shelves on laminate models only)
- reference planning pages for shelf location options
- laminate wall panels are horizontal grain
- veneer wall panels are vertical grain

shown with two shelves

Model	One Shelf			Two Shelves			D	W	H	CTN WT	CU FT
	Laminate	Essentials Veneer	Artisan Veneer	Laminate	Essentials Veneer	Artisan Veneer					
VST6050WPGS	\$1,193			\$1,900			7 1/16	60	49 1/16	88	19
VSV6050WPGS		\$1,568	\$1,646		\$2,275	\$2,354	7 1/16	60	49 1/16	88	19
VST5450WPGS	\$1,082			\$1,712			7 1/16	54	49 1/16	79	17
VSV5450WPGS		\$1,445	\$1,517		\$2,075	\$2,147	7 1/16	54	49 1/16	79	17
VST4850WPGS	\$954			\$1,508			7 1/16	48	49 1/16	70	15
VSV4850WPGS		\$1,303	\$1,369		\$1,858	\$1,924	7 1/16	48	49 1/16	70	15
VST4250WPGS	\$837			\$1,315			7 1/16	42	49 1/16	61	14
VSV4250WPGS		\$1,174	\$1,233		\$1,651	\$1,709	7 1/16	42	49 1/16	61	14
VST3950WPGS	\$796			\$1,243			7 1/16	39	49 1/16	56	13
VSV3950WPGS		\$1,125	\$1,182		\$1,573	\$1,630	7 1/16	39	49 1/16	56	13
VST3650WPGS	\$727			\$1,125			7 1/16	36	49 1/16	53	12
VSV3650WPGS		\$1,049	\$1,103		\$1,450	\$1,502	7 1/16	36	49 1/16	53	12
VST3350WPGS	\$684			\$1,054			7 1/16	33	49 1/16	48	11
VSV3350WPGS		\$1,002	\$1,052		\$1,371	\$1,422	7 1/16	33	49 1/16	48	11
VST3050WPGS	\$616			\$940			7 1/16	30	49 1/16	45	10
VSV3050WPGS		\$926	\$974		\$1,251	\$1,297	7 1/16	30	49 1/16	45	10
VST2450WPGS	\$479			\$700			7 1/16	24	49 1/16	36	8
VSV2450WPGS		\$777	\$816		\$998	\$1,037	7 1/16	24	49 1/16	36	8
VST1850WPGS	\$400			\$570			7 1/16	18	49 1/16	27	6
VSV1850WPGS		\$685	\$720		\$855	\$890	7 1/16	18	49 1/16	27	6

To Order, Specify:

1 Model Number

Laminate - VST

Veneer - VSV

2 Worksurface Material (see page [V13](#))

- a.) TFL
- b.) HPL

3 Laminate Color (see page [V13](#))

- a.) Worksurface Color
- b.) Chassis Color
- c.) Drawer Color

2 Finish Color (see page [V11](#))

4 Edge Profile (see page [V14](#))

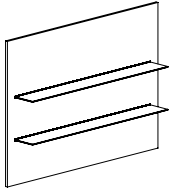
5 Pull Style and Color (see page [V15](#))

6 Optional Grommet Location & Color (see page [V16](#))

7 Other Product Options (see page [V110](#))

8 Accessories (see page [VS314](#))

9 Power and Data Options (see page [VS324](#))



42 1/2" h Wall Panel with Glass Shelf

- use with standard height surfaces for 72" overall height (nothing above)
- specify number of shelves, shelf locations, shelf color (contrasting shelves on laminate models only)
- reference planning pages for shelf location options
- laminate wall panels are horizontal grain
- veneer wall panels are vertical grain

shown with two shelves

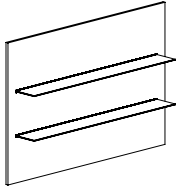
Model	One Shelf			Two Shelves			D	W	H	CTN WT	CU FT
	Laminate	Essentials Veneer	Artisan Veneer	Laminate	Essentials Veneer	Artisan Veneer					
VST6042WPGS	\$1,162			\$1,870			7 1/16	60	42 1/2	79	16
VSV6042WPGS		\$1,519	\$1,595		\$2,226	\$2,303	7 1/16	60	42 1/2	79	16
VST5442WPGS	\$1,054			\$1,685			7 1/16	54	42 1/2	71	15
VSV5442WPGS		\$1,401	\$1,471		\$2,032	\$2,102	7 1/16	54	42 1/2	71	15
VST4842WPGS	\$932			\$1,485			7 1/16	48	42 1/2	63	13
VSV4842WPGS		\$1,265	\$1,329		\$1,819	\$1,882	7 1/16	48	42 1/2	63	13
VST4242WPGS	\$816			\$1,292			7 1/16	42	42 1/2	56	12
VSV4242WPGS		\$1,140	\$1,197		\$1,617	\$1,673	7 1/16	42	42 1/2	56	12
VST3942WPGS	\$776			\$1,223			7 1/16	39	42 1/2	51	11
VSV3942WPGS		\$1,093	\$1,149		\$1,541	\$1,596	7 1/16	39	42 1/2	51	11
VST3642WPGS	\$708			\$1,108			7 1/16	36	42 1/2	48	10
VSV3642WPGS		\$1,021	\$1,073		\$1,420	\$1,471	7 1/16	36	42 1/2	48	10
VST3342WPGS	\$667			\$1,038			7 1/16	33	42 1/2	43	9
VSV3342WPGS		\$975	\$1,024		\$1,345	\$1,394	7 1/16	33	42 1/2	43	9
VST3042WPGS	\$602			\$924			7 1/16	30	42 1/2	40	9
VSV3042WPGS		\$903	\$948		\$1,225	\$1,272	7 1/16	30	42 1/2	40	9
VST2442WPGS	\$468			\$688			7 1/16	24	42 1/2	33	7
VSV2442WPGS		\$758	\$796		\$979	\$1,017	7 1/16	24	42 1/2	33	7
VST1842WPGS	\$391			\$561			7 1/16	18	42 1/2	25	6
VSV1842WPGS		\$670	\$704		\$840	\$874	7 1/16	18	42 1/2	25	6

To Order, Specify:

① Model Number Laminate - VST Veneer - VSV

- ② Worksurface Material (see page [VI3](#))
 - a.) TFL
 - b.) HPL
- ③ Laminate Color (see page [VI3](#))
 - a.) Worksurface Color
 - b.) Chassis Color
 - c.) Drawer Color
- ④ Finish Color (see page [VI1](#))

- ④ Edge Profile (see page [VI4](#))
- ⑤ Pull Style and Color (see page [VI5](#))
- ⑥ Optional Grommet Location & Color (see page [VI6](#))
- ⑦ Other Product Options (see page [VI10](#))
- ⑧ Accessories (see page [VS314](#))
- ⑨ Power and Data Options (see page [VS324](#))



39 3/4" h Wall Panel with Glass Shelf

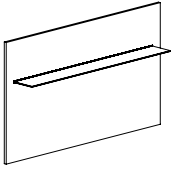
- use with standard height surfaces and 14 3/4" h L-shelf for 84" overall height
- specify number of shelves, shelf locations, shelf color (contrasting shelves on laminate models only)
- reference planning pages for shelf location options
- laminate wall panels are horizontal grain
- veneer wall panels are vertical grain

shown with two shelves

Model	One Shelf			Two Shelves			D	W	H	CTN WT	CU FT
	Laminate	Essentials Veneer	Artisan Veneer	Laminate	Essentials Veneer	Artisan Veneer					
VST6040WPGS	\$1,146			\$1,851			7 1/16	60	39 3/4	75	15
VSV6040WPGS		\$1,495	\$1,570		\$2,203	\$2,277	7 1/16	60	39 3/4	75	15
VST5440WPGS	\$1,039			\$1,669			7 1/16	54	39 3/4	68	14
VSV5440WPGS		\$1,379	\$1,449		\$2,009	\$2,079	7 1/16	54	39 3/4	68	14
VST4840WPGS	\$916			\$1,470			7 1/16	48	39 3/4	60	13
VSV4840WPGS		\$1,246	\$1,308		\$1,799	\$1,862	7 1/16	48	39 3/4	60	13
VST4240WPGS	\$803			\$1,280			7 1/16	42	39 3/4	53	11
VSV4240WPGS		\$1,122	\$1,179		\$1,598	\$1,656	7 1/16	42	39 3/4	53	11
VST3940WPGS	\$765			\$1,211			7 1/16	39	39 3/4	49	10
VSV3940WPGS		\$1,078	\$1,131		\$1,525	\$1,578	7 1/16	39	39 3/4	49	10
VST3640WPGS	\$697			\$1,095			7 1/16	36	39 3/4	46	10
VSV3640WPGS		\$1,005	\$1,055		\$1,404	\$1,455	7 1/16	36	39 3/4	46	10
VST3340WPGS	\$658			\$1,027			7 1/16	33	39 3/4	41	9
VSV3340WPGS		\$960	\$1,009		\$1,330	\$1,379	7 1/16	33	39 3/4	41	9
VST3040WPGS	\$592			\$915			7 1/16	30	39 3/4	39	8
VSV3040WPGS		\$890	\$936		\$1,213	\$1,258	7 1/16	30	39 3/4	39	8
VST2440WPGS	\$459			\$680			7 1/16	24	39 3/4	31	7
VSV2440WPGS		\$747	\$785		\$967	\$1,005	7 1/16	24	39 3/4	31	7
VST1840WPGS	\$386			\$556			7 1/16	18	39 3/4	24	5
VSV1840WPGS		\$662	\$696		\$832	\$866	7 1/16	18	39 3/4	24	5

To Order, Specify:

- | | | |
|---|---|--|
| <p>① Model Number</p> <p>Laminate - VST</p> <p>Veneer - VSV</p> | <p>② Worksurface Material (see page V13)</p> <p>a.) TFL</p> <p>b.) HPL</p> <p>③ Laminate Color (see page V13)</p> <p>a.) Worksurface Color</p> <p>b.) Chassis Color</p> <p>c.) Drawer Color</p> | <p>② Finish Color (see page V11)</p> <p>④ Edge Profile (see page V14)</p> <p>⑤ Pull Style and Color (see page V15)</p> <p>⑥ Optional Grommet Location & Color (see page V16)</p> <p>⑦ Other Product Options (see page V110)</p> <p>⑧ Accessories (see page VS314)</p> <p>⑨ Power and Data Options (see page VS324)</p> |
|---|---|--|


34 1/16" h Wall Panel with Glass Shelf

- use with bench height surfaces and 17 1/2" h wall mount overhead or L-shelf for 72" overall height
- specify number of shelves, shelf locations, shelf color (contrasting shelves on laminate models only)
- reference planning pages for shelf location options
- laminate wall panels are horizontal grain
- veneer wall panels are vertical grain

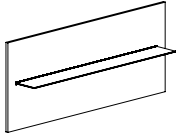
Model	One Shelf			D	W	H	CTN WT	CU FT
	Laminate	Essentials Veneer	Artisan Veneer					
VST6035WPGS	\$1,123			7 15/16	60	34 11/16	58	14
VSV6035WPGS		\$1,460	\$1,534	7 15/16	60	34 11/16	58	14
VST5435WPGS	\$1,020			7 15/16	54	34 11/16	53	12
VSV5435WPGS		\$1,347	\$1,415	7 15/16	54	34 11/16	53	12
VST4835WPGS	\$899			7 15/16	48	34 11/16	48	11
VSV4835WPGS		\$1,217	\$1,279	7 15/16	48	34 11/16	48	11
VST4235WPGS	\$787			7 15/16	42	34 11/16	42	10
VSV4235WPGS		\$1,097	\$1,153	7 15/16	42	34 11/16	42	10
VST3935WPGS	\$749			7 15/16	39	34 11/16	38	9
VSV3935WPGS		\$1,054	\$1,108	7 15/16	39	34 11/16	38	9
VST3635WPGS	\$684			7 15/16	36	34 11/16	36	9
VSV3635WPGS		\$984	\$1,034	7 15/16	36	34 11/16	36	9
VST3335WPGS	\$645			7 15/16	33	34 11/16	33	8
VSV3335WPGS		\$941	\$988	7 15/16	33	34 11/16	33	8
VST3035WPGS	\$580			7 15/16	30	34 11/16	30	7
VSV3035WPGS		\$872	\$916	7 15/16	30	34 11/16	30	7
VST2435WPGS	\$451			7 15/16	24	34 11/16	25	6
VSV2435WPGS		\$733	\$770	7 15/16	24	34 11/16	25	6
VST1835WPGS	\$377			7 15/16	18	34 11/16	19	5
VSV1835WPGS		\$651	\$684	7 15/16	18	34 11/16	19	5

To Order, Specify:

① Model Number Laminate - VST Veneer - VSV

- ② Worksurface Material (see page [VI3](#))
 - a.) TFL
 - b.) HPL
- ③ Laminate Color (see page [VI3](#))
 - a.) Worksurface Color
 - b.) Chassis Color
 - c.) Drawer Color
- ④ Finish Color (see page [VI1](#))

- ④ Edge Profile (see page [VI4](#))
- ⑤ Pull Style and Color (see page [VI5](#))
- ⑥ Optional Grommet Location & Color (see page [VI6](#))
- ⑦ Other Product Options (see page [VI10](#))
- ⑧ Accessories (see page [VS314](#))
- ⑨ Power and Data Options (see page [VS324](#))



25" h Wall Panel with Glass Shelf

- use with standard height surfaces and 17 ½" h wall mount overhead or L-shelf for 72" overall height
- use with standard height surfaces and 29 ½" h wall mount overhead or L-shelf for 84" overall height
- specify number of shelves, shelf locations, shelf color (contrasting shelves on laminate models only)
- reference planning pages for shelf location options
- laminate wall panels are horizontal grain
- veneer wall panels are vertical grain

Model	One Shelf			D	W	H	CTN WT	CU FT
	Laminate	Essentials Veneer	Artisan Veneer					
VST6025WPGS	\$1,077			7 15/16	60	25	47	10
VSV6025WPGS		\$1,388	\$1,458	7 15/16	60	25	47	10
VST5425WPGS	\$978			7 15/16	54	25	42	9
VSV5425WPGS		\$1,283	\$1,347	7 15/16	54	25	42	9
VST4825WPGS	\$862			7 15/16	48	25	37	8
VSV4825WPGS		\$1,160	\$1,218	7 15/16	48	25	37	8
VST4225WPGS	\$755			7 15/16	42	25	34	7
VSV4225WPGS		\$1,047	\$1,101	7 15/16	42	25	34	7
VST3925WPGS	\$718			7 15/16	39	25	31	7
VSV3925WPGS		\$1,008	\$1,059	7 15/16	39	25	31	7
VST3625WPGS	\$656			7 15/16	36	25	29	6
VSV3625WPGS		\$941	\$988	7 15/16	36	25	29	6
VST3325WPGS	\$618			7 15/16	33	25	26	6
VSV3325WPGS		\$902	\$947	7 15/16	33	25	26	6
VST3025WPGS	\$558			7 15/16	30	25	24	5
VSV3025WPGS		\$836	\$878	7 15/16	30	25	24	5
VST2425WPGS	\$431			7 15/16	24	25	20	5
VSV2425WPGS		\$703	\$739	7 15/16	24	25	20	5
VST1825WPGS	\$363			7 15/16	18	25	16	4
VSV1825WPGS		\$629	\$661	7 15/16	18	25	16	4

To Order, Specify:

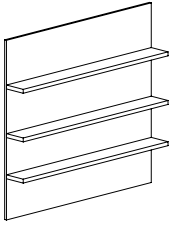
1 Model Number Laminate - VST

Veneer - VSV

- 2 Worksurface Material (see page [V13](#))
 - a.) TFL
 - b.) HPL
- 3 Laminate Color (see page [V13](#))
 - a.) Worksurface Color
 - b.) Chassis Color
 - c.) Drawer Color

- 4 Edge Profile (see page [V14](#))
- 5 Pull Style and Color (see page [V15](#))
- 6 Optional Grommet Location & Color (see page [V16](#))
- 7 Other Product Options (see page [V110](#))
- 8 Accessories (see page [VS314](#))
- 9 Power and Data Options (see page [VS324](#))

left intentionally blank



54 1/2" h Wall Panel

- use with standard height surfaces for 84" overall height (nothing above)
- standard price includes no shelves, see next page for shelf options
- laminate wall panels are horizontal grain
- veneer wall panels are vertical grain

shown with three shelves

Model	No Shelves			D	W	H	CTN WT	CU FT
	Laminate	Essentials Veneer	Artisan Veneer					
VST6054WP	\$504			7 15/16	60	54 1/2	117	21
VSV6054WP		\$894	\$983	7 15/16	60	54 1/2	117	21
VST5454WP	\$470			7 15/16	54	54 1/2	107	19
VSV5454WP		\$843	\$927	7 15/16	54	54 1/2	107	19
VST4854WP	\$417			7 15/16	48	54 1/2	94	17
VSV4854WP		\$776	\$854	7 15/16	48	54 1/2	94	17
VST4254WP	\$373			7 15/16	42	54 1/2	84	15
VSV4254WP		\$720	\$793	7 15/16	42	54 1/2	84	15
VST3954WP	\$360			7 15/16	39	54 1/2	78	14
VSV3954WP		\$699	\$770	7 15/16	39	54 1/2	78	14
VST3654WP	\$337			7 15/16	36	54 1/2	72	13
VSV3654WP		\$669	\$737	7 15/16	36	54 1/2	72	13
VST3354WP	\$324			7 15/16	33	54 1/2	66	12
VSV3354WP		\$648	\$713	7 15/16	33	54 1/2	66	12
VST3054WP	\$303			7 15/16	30	54 1/2	60	11
VSV3054WP		\$620	\$682	7 15/16	30	54 1/2	60	11
VST2454WP	\$266			7 15/16	24	54 1/2	50	9
VSV2454WP		\$569	\$626	7 15/16	24	54 1/2	50	9
VST1854WP	\$235			7 15/16	18	54 1/2	37	7
VSV1854WP		\$524	\$576	7 15/16	18	54 1/2	37	7

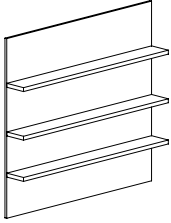
To Order, Specify:

1 Model Number Laminate - VST

Veneer - VSV

- 2 Worksurface Material (see page [V13](#))
 - a.) TFL
 - b.) HPL
- 3 Laminate Color (see page [V13](#))
 - a.) Worksurface Color
 - b.) Chassis Color
 - c.) Drawer Color

- 4 Edge Profile (see page [V14](#))
- 5 Pull Style and Color (see page [V15](#))
- 6 Optional Grommet Location & Color (see page [V16](#))
- 7 Other Product Options (see page [V110](#))
- 8 Accessories (see page [VS314](#))
- 9 Power and Data Options (see page [VS324](#))


54 1/2" h Wall Panel Cont.

- use with standard height surfaces for 84" overall height (nothing above)
- specify number of shelves, shelf locations, shelf color (contrasting shelves on laminate models only)
- reference planning pages for shelf location options
- laminate wall panels are horizontal grain
- veneer wall panels are vertical grain

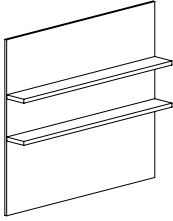
shown with three shelves

Model	One Shelf			Two Shelves			Three Shelves			D	W	H	CTN WT	CU FT
	Laminate	Essentials Veneer	Artisan Veneer	Laminate	Essentials Veneer	Artisan Veneer	Laminate	Essentials Veneer	Artisan Veneer					
VST6054WP	\$641			\$717			\$795			7 ¹⁵ / ₁₆	60	54 ¹ / ₂	117	21
VSV6054WP		\$1,122	\$1,235		\$1,253	\$1,379		\$1,384	\$1,523	7 ¹⁵ / ₁₆	60	54 ¹ / ₂	117	21
VST5454WP	\$599			\$671			\$743			7 ¹⁵ / ₁₆	54	54 ¹ / ₂	107	19
VSV5454WP		\$1,059	\$1,165		\$1,181	\$1,299		\$1,303	\$1,434	7 ¹⁵ / ₁₆	54	54 ¹ / ₂	107	19
VST4854WP	\$538			\$607			\$674			7 ¹⁵ / ₁₆	48	54 ¹ / ₂	94	17
VSV4854WP		\$979	\$1,077		\$1,092	\$1,203		\$1,206	\$1,327	7 ¹⁵ / ₁₆	48	54 ¹ / ₂	94	17
VST4254WP	\$489			\$553			\$616			7 ¹⁵ / ₁₆	42	54 ¹ / ₂	84	15
VSV4254WP		\$909	\$1,000		\$1,013	\$1,115		\$1,118	\$1,230	7 ¹⁵ / ₁₆	42	54 ¹ / ₂	84	15
VST3954WP	\$472			\$533			\$595			7 ¹⁵ / ₁₆	39	54 ¹ / ₂	78	14
VSV3954WP		\$881	\$970		\$982	\$1,080		\$1,082	\$1,191	7 ¹⁵ / ₁₆	39	54 ¹ / ₂	78	14
VST3654WP	\$445			\$504			\$564			7 ¹⁵ / ₁₆	36	54 ¹ / ₂	72	13
VSV3654WP		\$845	\$930		\$942	\$1,037		\$1,038	\$1,143	7 ¹⁵ / ₁₆	36	54 ¹ / ₂	72	13
VST3354WP	\$429			\$486			\$542			7 ¹⁵ / ₁₆	33	54 ¹ / ₂	66	12
VSV3354WP		\$818	\$901		\$910	\$1,002		\$1,001	\$1,102	7 ¹⁵ / ₁₆	33	54 ¹ / ₂	66	12
VST3054WP	\$403			\$458			\$513			7 ¹⁵ / ₁₆	30	54 ¹ / ₂	60	11
VSV3054WP		\$782	\$861		\$870	\$957		\$957	\$1,053	7 ¹⁵ / ₁₆	30	54 ¹ / ₂	60	11
VST2454WP	\$360			\$409			\$460			7 ¹⁵ / ₁₆	24	54 ¹ / ₂	50	9
VSV2454WP		\$718	\$791		\$797	\$877		\$875	\$963	7 ¹⁵ / ₁₆	24	54 ¹ / ₂	50	9
VST1854WP	\$322			\$367			\$412			7 ¹⁵ / ₁₆	18	54 ¹ / ₂	37	7
VSV1854WP		\$661	\$728		\$731	\$805		\$800	\$880	7 ¹⁵ / ₁₆	18	49 ¹¹ / ₁₆	37	7

To Order, Specify:
1 Model Number Laminate - VST Veneer - VSV

- 2** Worksurface Material (see page [VI3](#)) **2** Finish Color (see page [VI1](#))
- a.) TFL
b.) HPL
- 3** Laminate Color (see page [VI3](#))
- a.) Worksurface Color
b.) Chassis Color
c.) Drawer Color

- 4** Edge Profile (see page [VI4](#))
- 5** Pull Style and Color (see page [VI5](#))
- 6** Optional Grommet Location & Color (see page [VI6](#))
- 7** Other Product Options (see page [VI10](#))
- 8** Accessories (see page [VS314](#))
- 9** Power and Data Options (see page [VS324](#))



52 3/16" h Wall Panel

- use with bench height surfaces for 72" overall height (nothing above)
- specify number of shelves, shelf locations, shelf color (contrasting shelves on laminate models only)
- reference planning pages for shelf location options
- laminate wall panels are horizontal grain
- veneer wall panels are vertical grain

shown with two shelves

Model	No Shelves			One Shelf			Two Shelves			D	W	H	CTN WT	CU FT
	Laminate	Essentials Veneer	Artisan Veneer	Laminate	Essentials Veneer	Artisan Veneer	Laminate	Essentials Veneer	Artisan Veneer					
VST6053WP	\$495			\$630			\$707			7 ¹⁵ / ₁₆	60	52 ³ / ₁₆	100	20
VSV6053WP		\$877	\$965		\$1,104	\$1,214		\$1,234	\$1,358	7 ¹⁵ / ₁₆	60	52 ³ / ₁₆	100	20
VST5453WP	\$460			\$589			\$661			7 ¹⁵ / ₁₆	54	52 ³ / ₁₆	91	18
VSV5453WP		\$830	\$913		\$1,043	\$1,148		\$1,164	\$1,282	7 ¹⁵ / ₁₆	54	52 ³ / ₁₆	91	18
VST4853WP	\$408			\$530			\$598			7 ¹⁵ / ₁₆	48	52 ³ / ₁₆	80	16
VSV4853WP		\$764	\$840		\$964	\$1,061		\$1,077	\$1,185	7 ¹⁵ / ₁₆	48	52 ³ / ₁₆	80	16
VST4253WP	\$367			\$482			\$544			7 ¹⁵ / ₁₆	42	52 ³ / ₁₆	71	14
VSV4253WP		\$708	\$779		\$897	\$986		\$1,001	\$1,102	7 ¹⁵ / ₁₆	42	52 ³ / ₁₆	71	14
VST3953WP	\$354			\$464			\$526			7 ¹⁵ / ₁₆	39	52 ³ / ₁₆	66	13
VSV3953WP		\$689	\$758		\$870	\$957		\$969	\$1,067	7 ¹⁵ / ₁₆	39	52 ³ / ₁₆	66	13
VST3653WP	\$331			\$439			\$498			7 ¹⁵ / ₁₆	36	52 ³ / ₁₆	61	12
VSV3653WP		\$660	\$727		\$834	\$917		\$930	\$1,023	7 ¹⁵ / ₁₆	36	52 ³ / ₁₆	61	12
VST3353WP	\$319			\$422			\$479			7 ¹⁵ / ₁₆	33	52 ³ / ₁₆	56	11
VSV3353WP		\$640	\$704		\$808	\$889		\$900	\$990	7 ¹⁵ / ₁₆	33	52 ³ / ₁₆	56	11
VST3053WP	\$298			\$398			\$452			7 ¹⁵ / ₁₆	30	52 ³ / ₁₆	51	10
VSV3053WP		\$611	\$672		\$774	\$852		\$861	\$947	7 ¹⁵ / ₁₆	30	52 ³ / ₁₆	51	10
VST2453WP	\$262			\$355			\$405			7 ¹⁵ / ₁₆	24	52 ³ / ₁₆	42	9
VSV2453WP		\$563	\$620		\$711	\$783		\$789	\$869	7 ¹⁵ / ₁₆	24	52 ³ / ₁₆	42	9
VST1853WP	\$232			\$319			\$364			7 ¹⁵ / ₁₆	18	52 ³ / ₁₆	31	7
VSV1853WP		\$520	\$572		\$656	\$721		\$725	\$797	7 ¹⁵ / ₁₆	18	52 ³ / ₁₆	31	7

To Order, Specify:

1 Model Number Laminate - VST

Veneer - VSV

2 Worksurface Material (see page [V13](#))

- a.) TFL
- b.) HPL

3 Laminate Color (see page [V13](#))

- a.) Worksurface Color
- b.) Chassis Color
- c.) Drawer Color

2 Finish Color (see page [V11](#))

4 Edge Profile (see page [V14](#))

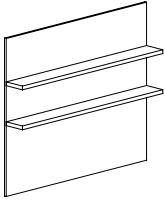
5 Pull Style and Color (see page [V15](#))

6 Optional Grommet Location & Color (see page [V16](#))

7 Other Product Options (see page [V110](#))

8 Accessories (see page [VS314](#))

9 Power and Data Options (see page [VS324](#))


49 7/16" h Wall Panel

- use with bench height surfaces and 14 3/4" h L-shelf for 84" overall height
- specify number of shelves, shelf locations, shelf color (contrasting shelves on laminate models only)
- reference planning pages for shelf location options
- laminate wall panels are horizontal grain
- veneer wall panels are vertical grain

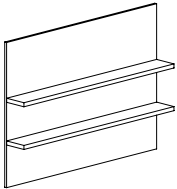
shown with two shelves

Model	No Shelves			One Shelf			Two Shelves			D	W	H	CTN WT	CU FT
	Laminate	Essentials Veneer	Artisan Veneer	Laminate	Essentials Veneer	Artisan Veneer	Laminate	Essentials Veneer	Artisan Veneer					
VST6050WP	\$484			\$610			\$686			7 15/16	60	49 11/16	98	19
VSV6050WP		\$858	\$945		\$1,075	\$1,182		\$1,205	\$1,325	7 15/16	60	49 11/16	98	19
VST5450WP	\$450			\$570			\$642			7 15/16	54	49 11/16	89	17
VSV5450WP		\$812	\$894		\$1,017	\$1,119		\$1,138	\$1,252	7 15/16	54	49 11/16	89	17
VST4850WP	\$399			\$513			\$580			7 15/16	48	49 11/16	78	15
VSV4850WP		\$748	\$823		\$941	\$1,035		\$1,052	\$1,158	7 15/16	48	49 11/16	78	15
VST4250WP	\$359			\$467			\$529			7 15/16	42	49 11/16	69	14
VSV4250WP		\$695	\$765		\$875	\$963		\$979	\$1,077	7 15/16	42	49 11/16	69	14
VST3950WP	\$347			\$451			\$512			7 15/16	39	49 11/16	64	13
VSV3950WP		\$675	\$743		\$850	\$936		\$950	\$1,045	7 15/16	39	49 11/16	64	13
VST3650WP	\$325			\$427			\$485			7 15/16	36	49 11/16	59	12
VSV3650WP		\$648	\$713		\$816	\$899		\$911	\$1,003	7 15/16	36	49 11/16	59	12
VST3350WP	\$313			\$410			\$467			7 15/16	33	49 11/16	54	11
VSV3350WP		\$629	\$693		\$792	\$871		\$881	\$970	7 15/16	33	49 11/16	54	11
VST3050WP	\$291			\$387			\$441			7 15/16	30	49 11/16	49	10
VSV3050WP		\$602	\$662		\$758	\$834		\$844	\$929	7 15/16	30	49 11/16	49	10
VST2450WP	\$257			\$346			\$396			7 15/16	24	49 11/16	40	8
VSV2450WP		\$555	\$610		\$699	\$770		\$776	\$854	7 15/16	24	49 11/16	40	8
VST1850WP	\$228			\$311			\$356			7 15/16	18	49 11/16	29	6
VSV1850WP		\$513	\$565		\$645	\$709		\$713	\$785	7 15/16	18	49 11/16	29	6

To Order, Specify:
1 Model Number Laminate - VST Veneer - VSV

- 2** Worksurface Material (see page [VI3](#)) **2** Finish Color (see page [VI1](#))
- a.) TFL
b.) HPL
- 3** Laminate Color (see page [VI3](#))
- a.) Worksurface Color
b.) Chassis Color
c.) Drawer Color

- 4** Edge Profile (see page [VI4](#))
- 5** Pull Style and Color (see page [VI5](#))
- 6** Optional Grommet Location & Color (see page [VI6](#))
- 7** Other Product Options (see page [VI10](#))
- 8** Accessories (see page [VS314](#))
- 9** Power and Data Options (see page [VS324](#))



42 ½" h Wall Panel

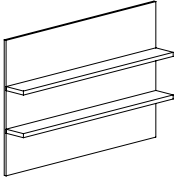
- use with standard height surfaces for 72" overall height (nothing above)
- specify number of shelves, shelf locations, shelf color (contrasting shelves on laminate models only)
- reference planning pages for shelf location options
- laminate wall panels are horizontal grain
- veneer wall panels are vertical grain

shown with two shelves

Model	No Shelves			One Shelf			Two Shelves			D	W	H	CTN WT	CU FT
	Laminate	Essentials Veneer	Artisan Veneer	Laminate	Essentials Veneer	Artisan Veneer	Laminate	Essentials Veneer	Artisan Veneer					
VST6042WP	\$448			\$576			\$652			7 ¹⁵ / ₁₆	60	42½	87	16
VSV6042WP		\$805	\$885		\$1,021	\$1,123		\$1,149	\$1,263	7 ¹⁵ / ₁₆	60	42½	87	16
VST5442WP	\$418			\$540			\$611			7 ¹⁵ / ₁₆	54	42½	78	15
VSV5442WP		\$765	\$841		\$968	\$1,066		\$1,086	\$1,195	7 ¹⁵ / ₁₆	54	42½	78	15
VST4842WP	\$370			\$487			\$554			7 ¹⁵ / ₁₆	48	42½	70	13
VSV4842WP		\$705	\$776		\$898	\$987		\$1,008	\$1,110	7 ¹⁵ / ₁₆	48	42½	70	13
VST4242WP	\$333			\$443			\$505			7 ¹⁵ / ₁₆	42	42½	60	12
VSV4242WP		\$658	\$725		\$837	\$921		\$940	\$1,034	7 ¹⁵ / ₁₆	42	42½	60	12
VST3942WP	\$323			\$429			\$489			7 ¹⁵ / ₁₆	39	42½	56	11
VSV3942WP		\$641	\$705		\$815	\$898		\$913	\$1,005	7 ¹⁵ / ₁₆	39	42½	56	11
VST3642WP	\$303			\$406			\$464			7 ¹⁵ / ₁₆	36	42½	54	10
VSV3642WP		\$615	\$678		\$783	\$863		\$877	\$965	7 ¹⁵ / ₁₆	36	42½	54	10
VST3342WP	\$292			\$392			\$448			7 ¹⁵ / ₁₆	33	42½	49	9
VSV3342WP		\$600	\$660		\$761	\$837		\$851	\$937	7 ¹⁵ / ₁₆	33	42½	49	9
VST3042WP	\$273			\$369			\$423			7 ¹⁵ / ₁₆	30	42½	46	9
VSV3042WP		\$574	\$632		\$731	\$805		\$816	\$899	7 ¹⁵ / ₁₆	30	42½	46	9
VST2442WP	\$242			\$332			\$381			7 ¹⁵ / ₁₆	24	42½	37	7
VSV2442WP		\$532	\$586		\$676	\$744		\$753	\$830	7 ¹⁵ / ₁₆	24	42½	37	7
VST1842WP	\$217			\$301			\$346			7 ¹⁵ / ₁₆	18	42½	29	6
VSV1842WP		\$496	\$545		\$628	\$692		\$697	\$767	7 ¹⁵ / ₁₆	18	42½	29	6

To Order, Specify:

- ① Model Number Laminate - VST Veneer - VSV
- ② Worksurface Material (see page [V13](#))
 - a.) TFL
 - b.) HPL
- ③ Laminate Color (see page [V13](#))
 - a.) Worksurface Color
 - b.) Chassis Color
 - c.) Drawer Color
- ④ Edge Profile (see page [V14](#))
- ⑤ Pull Style and Color (see page [V15](#))
- ⑥ Optional Grommet Location & Color (see page [V16](#))
- ⑦ Other Product Options (see page [V110](#))
- ⑧ Accessories (see page [VS314](#))
- ⑨ Power and Data Options (see page [VS324](#))


39 3/4" h Wall Panel

- use with standard height surfaces and 14 3/4" h L-shelf for 84" overall height
- specify number of shelves, shelf locations, shelf color (contrasting shelves on laminate models only)
- reference planning pages for shelf location options
- laminate wall panels are horizontal grain
- veneer wall panels are vertical grain

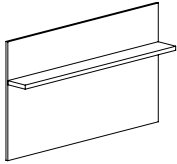
shown with two shelves

Model	No Shelves			One Shelf			Two Shelves			D	W	H	CTN WT	CU FT
	Laminate	Essentials Veneer	Artisan Veneer	Laminate	Essentials Veneer	Artisan Veneer	Laminate	Essentials Veneer	Artisan Veneer					
VST6040WP	\$436			\$558			\$632			7 ¹⁵ / ₁₆	60	39 ³ / ₄	79	15
VSV6040WP		\$785	\$865		\$992	\$1,091		\$1,119	\$1,231	7 ¹⁵ / ₁₆	60	39 ³ / ₄	79	15
VST5440WP	\$407			\$523			\$594			7 ¹⁵ / ₁₆	54	39 ³ / ₄	74	14
VSV5440WP		\$746	\$821		\$942	\$1,037		\$1,061	\$1,167	7 ¹⁵ / ₁₆	54	39 ³ / ₄	74	14
VST4840WP	\$361			\$470			\$536			7 ¹⁵ / ₁₆	48	39 ³ / ₄	68	13
VSV4840WP		\$691	\$760		\$874	\$961		\$984	\$1,083	7 ¹⁵ / ₁₆	48	39 ³ / ₄	68	13
VST4240WP	\$325			\$429			\$491			7 ¹⁵ / ₁₆	42	39 ³ / ₄	59	11
VSV4240WP		\$644	\$708		\$817	\$900		\$918	\$1,010	7 ¹⁵ / ₁₆	42	39 ³ / ₄	59	11
VST3940WP	\$315			\$416			\$475			7 ¹⁵ / ₁₆	39	39 ³ / ₄	55	10
VSV3940WP		\$628	\$692		\$796	\$876		\$894	\$983	7 ¹⁵ / ₁₆	39	39 ³ / ₄	55	10
VST3640WP	\$295			\$394			\$451			7 ¹⁵ / ₁₆	36	39 ³ / ₄	52	10
VSV3640WP		\$604	\$665		\$766	\$842		\$860	\$946	7 ¹⁵ / ₁₆	36	39 ³ / ₄	52	10
VST3340WP	\$285			\$380			\$436			7 ¹⁵ / ₁₆	33	39 ³ / ₄	47	9
VSV3340WP		\$589	\$648		\$745	\$820		\$834	\$917	7 ¹⁵ / ₁₆	33	39 ³ / ₄	47	9
VST3040WP	\$267			\$359			\$412			7 ¹⁵ / ₁₆	30	39 ³ / ₄	43	8
VSV3040WP		\$565	\$622		\$715	\$787		\$800	\$880	7 ¹⁵ / ₁₆	30	39 ³ / ₄	43	8
VST2440WP	\$237			\$323			\$372			7 ¹⁵ / ₁₆	24	39 ³ / ₄	35	7
VSV2440WP		\$525	\$577		\$664	\$731		\$741	\$816	7 ¹⁵ / ₁₆	24	39 ³ / ₄	35	7
VST1840WP	\$214			\$293			\$337			7 ¹⁵ / ₁₆	18	39 ³ / ₄	28	5
VSV1840WP		\$491	\$540		\$618	\$681		\$688	\$755	7 ¹⁵ / ₁₆	18	39 ³ / ₄	28	5

To Order, Specify:
1 Model Number Laminate - VST Veneer - VSV

- 2** Worksurface Material (see page [VI3](#)) **2** Finish Color (see page [VI1](#))
- a.) TFL
b.) HPL
- 3** Laminate Color (see page [VI3](#))
- a.) Worksurface Color
b.) Chassis Color
c.) Drawer Color

- 4** Edge Profile (see page [VI4](#))
- 5** Pull Style and Color (see page [VI5](#))
- 6** Optional Grommet Location & Color (see page [VI6](#))
- 7** Other Product Options (see page [VI10](#))
- 8** Accessories (see page [VS314](#))
- 9** Power and Data Options (see page [VS324](#))



shown with one shelf

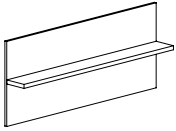
34 1/16" h Wall Panel

- use with bench height surfaces and 17 1/2" h wall mount overhead or L-shelf for 72" overall height
- specify number of shelves, shelf locations, shelf color (contrasting shelves on laminate models only)
- reference planning pages for shelf location options
- laminate wall panels are horizontal grain
- veneer wall panels are vertical grain

Model	No Shelves			One Shelf			D	W	H	CTN WT	CU FT
	Laminate	Essentials Veneer	Artisan Veneer	Laminate	Essentials Veneer	Artisan Veneer					
VST6035WP	\$410			\$533			7 15/16	60	34 11/16	62	14
VSV6035WP		\$746	\$821		\$953	\$1,049	7 15/16	60	34 11/16	62	14
VST5435WP	\$385			\$500			7 15/16	54	34 11/16	56	12
VSV5435WP		\$711	\$783		\$907	\$998	7 15/16	54	34 11/16	56	12
VST4835WP	\$340			\$451			7 15/16	48	34 11/16	50	11
VSV4835WP		\$659	\$726		\$842	\$926	7 15/16	48	34 11/16	50	11
VST4235WP	\$307			\$411			7 15/16	42	34 11/16	45	10
VSV4235WP		\$616	\$679		\$788	\$868	7 15/16	42	34 11/16	45	10
VST3935WP	\$298			\$400			7 15/16	39	34 11/16	42	9
VSV3935WP		\$603	\$663		\$770	\$847	7 15/16	39	34 11/16	42	9
VST3635WP	\$280			\$379			7 15/16	36	34 11/16	38	9
VSV3635WP		\$580	\$639		\$742	\$817	7 15/16	36	34 11/16	38	9
VST3335WP	\$271			\$366			7 15/16	33	34 11/16	36	8
VSV3335WP		\$567	\$624		\$724	\$796	7 15/16	33	34 11/16	36	8
VST3035WP	\$253			\$347			7 15/16	30	34 11/16	33	7
VSV3035WP		\$545	\$601		\$696	\$766	7 15/16	30	34 11/16	33	7
VST2435WP	\$226			\$314			7 15/16	24	34 11/16	27	6
VSV2435WP		\$509	\$561		\$648	\$713	7 15/16	24	34 11/16	27	6
VST1835WP	\$204			\$286			7 15/16	18	34 11/16	21	5
VSV1835WP		\$478	\$527		\$606	\$667	7 15/16	18	34 11/16	21	5

To Order, Specify:

- | | | |
|---|---|--|
| <p>① Model Number Laminate - VST Veneer - VSV</p> | <p>② Worksurface Material (see page V13)
 a.) TFL
 b.) HPL</p> <p>③ Laminate Color (see page V13)
 a.) Worksurface Color
 b.) Chassis Color
 c.) Drawer Color</p> | <p>② Finish Color (see page V11)</p> <p>④ Edge Profile (see page V14)</p> <p>⑤ Pull Style and Color (see page V15)</p> <p>⑥ Optional Grommet Location & Color (see page V16)</p> <p>⑦ Other Product Options (see page V110)</p> <p>⑧ Accessories (see page VS314)</p> <p>⑨ Power and Data Options (see page VS324)</p> |
|---|---|--|



shown with one shelf

25" h Wall Panel


- use with standard height surfaces and 17 ½" h wall mount overhead or L-shelf for 72" overall height
- use with standard height surfaces and 29 ½" h wall mount overhead or L-shelf for 84" overall height
- specify number of shelves, shelf locations, shelf color (contrasting shelves on laminate models only)
- reference planning pages for shelf location options
- laminate wall panels are horizontal grain
- veneer wall panels are vertical grain

Model	No Shelves			One Shelf			D	W	H	CTN WT	CU FT
	Laminate	Essentials Veneer	Artisan Veneer	Laminate	Essentials Veneer	Artisan Veneer					
VST6025WP	\$368			\$476			7 15/16	60	25	50	10
VSV6025WP		\$680	\$748		\$866	\$952	7 15/16	60	25	50	10
VST5425WP	\$347			\$449			7 15/16	54	25	45	9
VSV5425WP		\$651	\$716		\$828	\$911	7 15/16	54	25	45	9
VST4825WP	\$306			\$404			7 15/16	48	25	40	8
VSV4825WP		\$605	\$666		\$772	\$849	7 15/16	48	25	40	8
VST4225WP	\$278			\$370			7 15/16	42	25	35	7
VSV4225WP		\$569	\$626		\$728	\$800	7 15/16	42	25	35	7
VST3925WP	\$270			\$361			7 15/16	39	25	33	7
VSV3925WP		\$559	\$614		\$712	\$784	7 15/16	39	25	33	7
VST3625WP	\$254			\$343			7 15/16	36	25	31	6
VSV3625WP		\$539	\$594		\$689	\$758	7 15/16	36	25	31	6
VST3325WP	\$247			\$333			7 15/16	33	25	29	6
VSV3325WP		\$530	\$583		\$673	\$741	7 15/16	33	25	29	6
VST3025WP	\$232			\$316			7 15/16	30	25	27	5
VSV3025WP		\$511	\$563		\$650	\$715	7 15/16	30	25	27	5
VST2425WP	\$209			\$288			7 15/16	24	25	22	5
VSV2425WP		\$482	\$530		\$611	\$672	7 15/16	24	25	22	5
VST1825WP	\$192			\$266			7 15/16	18	25	17	4
VSV1825WP		\$457	\$503		\$577	\$636	7 15/16	18	25	17	4


To Order, Specify:
1 Model Number Laminate - VST Veneer - VSV

- 2** Worksurface Material (see page [VI3](#)) **2** Finish Color (see page [VI1](#))
- a.) TFL
b.) HPL
- 3** Laminate Color (see page [VI3](#))
- a.) Worksurface Color
b.) Chassis Color
c.) Drawer Color

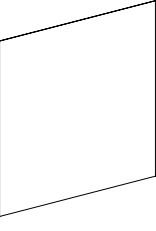
- 4** Edge Profile (see page [VI4](#))
- 5** Pull Style and Color (see page [VI5](#))
- 6** Optional Grommet Location & Color (see page [VI6](#))
- 7** Other Product Options (see page [VI10](#))
- 8** Accessories (see page [VS314](#))
- 9** Power and Data Options (see page [VS324](#))

Description	D	W	H	CTN WT	CU FT	① Model	List Price
54 ½" h Magnetic Glass Wall Panel 	7/16	60	54½	68	5	VSB6054WPGP	\$6,436
	7/16	54	54½	62	5	VSB5454WPGP	\$5,943
	7/16	48	54½	55	4	VSB4854WPGP	\$5,450
	7/16	42	54½	49	4	VSB4254WPGP	\$4,736
	7/16	39	54½	46	4	VSB3954WPGP	\$4,489
	7/16	36	54½	42	4	VSB3654WPGP	\$4,243
	7/16	33	54½	39	3	VSB3354WPGP	\$3,998
	7/16	30	54½	36	3	VSB3054WPGP	\$3,665
	7/16	24	54½	29	3	VSB2454WPGP	\$3,190
	7/16	18	54½	23	2	VSB1854WPGP	\$2,715

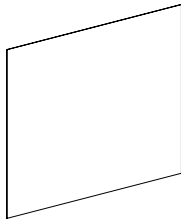
- use with standard height surfaces for 84" overall height (nothing above)
- specify white (WPG) or black (BPG) back painted glass

52 ¾" h Magnetic Glass Wall Panel 	7/16	60	52¾	65	5	VSB6053WPGP	\$6,251
	7/16	54	52¾	59	5	VSB5453WPGP	\$5,774
	7/16	48	52¾	53	4	VSB4853WPGP	\$5,297
	7/16	42	52¾	47	4	VSB4253WPGP	\$4,597
	7/16	39	52¾	44	4	VSB3953WPGP	\$4,359
	7/16	36	52¾	41	3	VSB3653WPGP	\$4,120
	7/16	33	52¾	38	3	VSB3353WPGP	\$3,882
	7/16	30	52¾	34	3	VSB3053WPGP	\$3,559
	7/16	24	52¾	28	2	VSB2453WPGP	\$3,099
	7/16	18	52¾	22	2	VSB1853WPGP	\$2,638

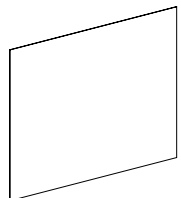
- use with bench height surfaces for 72" overall height (nothing above)
- specify white (WPG) or black (BPG) back painted glass

49 7/16" h Magnetic Glass Wall Panel 	7/16	60	49 7/16	62	5	VSB6050WPGP	\$6,031
	7/16	54	49 7/16	56	5	VSB5450WPGP	\$5,572
	7/16	48	49 7/16	50	4	VSB4850WPGP	\$5,113
	7/16	42	49 7/16	45	4	VSB4250WPGP	\$4,433
	7/16	39	49 7/16	42	3	VSB3950WPGP	\$4,204
	7/16	36	49 7/16	39	3	VSB3650WPGP	\$3,974
	7/16	33	49 7/16	36	3	VSB3350WPGP	\$3,745
	7/16	30	49 7/16	33	3	VSB3050WPGP	\$3,431
	7/16	24	49 7/16	27	2	VSB2450WPGP	\$2,989
	7/16	18	49 7/16	21	2	VSB1850WPGP	\$2,548

- use with bench height surface and 14 ¾" Wall Mount Single Shelf for 84" overall height
- specify white (WPG) or black (BPG) back painted glass

Description	D	W	H	CTN WT	CU FT	① Model	List Price
42 ½" h Magnetic Glass Wall Panel 	7/16	60	42½	54	4	VSB6042WPGP	\$5,471
	7/16	54	42½	49	4	VSB5442WPGP	\$4,847
	7/16	48	42½	44	4	VSB4842WPGP	\$4,434
	7/16	42	42½	39	3	VSB4242WPGP	\$4,012
	7/16	39	42½	36	3	VSB3942WPGP	\$3,807
	7/16	36	42½	34	3	VSB3642WPGP	\$3,602
	7/16	33	42½	31	3	VSB3342WPGP	\$3,395
	7/16	30	42½	28	3	VSB3042WPGP	\$3,104
	7/16	24	42½	23	2	VSB2442WPGP	\$2,709
7/16	18	42½	18	2	VSB1842WPGP	\$2,133	

- use alone with standard height surfaces for 72" overall height
- specify white (WPG) or black (BPG) back painted glass

39¾" h Magnetic Glass Wall Panel 	7/16	60	39¾	51	4	VSB6040WPGP	\$5,251
	7/16	54	39¾	46	4	VSB5440WPGP	\$4,646
	7/16	48	39¾	41	3	VSB4840WPGP	\$4,252
	7/16	42	39¾	36	3	VSB4240WPGP	\$3,850
	7/16	39	39¾	34	3	VSB3940WPGP	\$3,653
	7/16	36	39¾	32	3	VSB3640WPGP	\$3,455
	7/16	33	39¾	29	3	VSB3340WPGP	\$3,258
	7/16	30	39¾	27	2	VSB3040WPGP	\$2,976
	7/16	24	39¾	22	2	VSB2440WPGP	\$2,599
7/16	18	39¾	17	2	VSB1840WPGP	\$2,042	

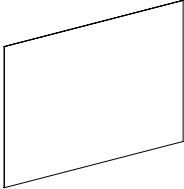
- use with standard height surfaces and 14¾" Wall Mount Single Shelf for 84" overall height
- specify white (WPG) or black (BPG) back painted glass

To Order, Specify:

① Model Number Laminate - VST Veneer - VSV

- ② Worksurface Material (see page [VI3](#))
 - a.) TFL
 - b.) HPL
- ③ Laminate Color (see page [VI3](#))
 - a.) Worksurface Color
 - b.) Chassis Color
 - c.) Drawer Color
- ② Finish Color (see page [VI1](#))


- ④ Edge Profile (see page [VI4](#))
- ⑤ Pull Style and Color (see page [VI5](#))
- ⑥ Optional Grommet Location & Color (see page [VI6](#))
- ⑦ Other Product Options (see page [VI10](#))
- ⑧ Accessories (see page [VS314](#))
- ⑨ Power and Data Options (see page [VS324](#))

Description	D	W	H	CTN WT	CU FT	① Model	List Price
34 1/16" h Magnetic Glass Wall Panel 	7/16	60	34 1/16	45	4	VSB6035WPGP	\$4,462
	7/16	54	34 1/16	41	3	VSB5435WPGP	\$4,119
	7/16	48	34 1/16	36	3	VSB4835WPGP	\$3,776
	7/16	42	34 1/16	32	3	VSB4235WPGP	\$3,425
	7/16	39	34 1/16	30	3	VSB3935WPGP	\$3,254
	7/16	36	34 1/16	28	2	VSB3635WPGP	\$3,080
	7/16	33	34 1/16	26	2	VSB3335WPGP	\$2,909
	7/16	30	34 1/16	24	2	VSB3035WPGP	\$2,738
	7/16	24	34 1/16	19	2	VSB2435WPGP	\$2,395
	7/16	18	34 1/16	15	2	VSB1835WPGP	\$1,872


- use with bench height surfaces and 17 1/2" Overhead Shelf or Wall Mount Single Shelf for 72" overall height
- use with bench height surfaces and 29 1/2" Overhead Shelf or Wall Mount Double Shelf for 84" overall height
- specify white (WPG) or black (BPG) back painted glass

25" h Magnetic Glass Wall Panel 	7/16	60	25	33	3	VSB6025WPGP	\$3,691
	7/16	54	25	30	3	VSB5425WPGP	\$3,411
	7/16	48	25	27	2	VSB4825WPGP	\$3,133
	7/16	42	25	24	2	VSB4225WPGP	\$2,845
	7/16	39	25	22	2	VSB3925WPGP	\$2,706
	7/16	36	25	21	2	VSB3625WPGP	\$2,566
	7/16	33	25	19	2	VSB3325WPGP	\$2,427
	7/16	30	25	18	2	VSB3025WPGP	\$2,107
	7/16	24	25	14	1	VSB2425WPGP	\$1,828
	7/16	18	25	11	1	VSB1825WPGP	\$1,551

- use with standard height surfaces and 17 1/2" Overhead Shelf or Wall Mount Single Shelf for 72" overall height
- use with standard height surfaces and 29 1/2" Overhead Shelf or Wall Mount Double Shelf for 84" overall height
- specify white (WPG) or black (BPG) back painted glass

Description	D	W	H	CTN WT	CU FT	① Model	List Price
54 ½" h Laminate Markerboard Wall Panel 	1	60	54½	72	7	VSB6054WPMB	\$1,507
	1	54	54½	65	6	VSB5454WPMB	\$1,378
	1	48	54½	58	5	VSB4854WPMB	\$1,225
	1	42	54½	51	5	VSB4254WPMB	\$1,089
	1	39	54½	48	5	VSB3954WPMB	\$1,029
	1	36	54½	45	4	VSB3654WPMB	\$957
	1	33	54½	42	4	VSB3354WPMB	\$899
	1	30	54½	39	4	VSB3054WPMB	\$829
	1	24	54½	32	3	VSB2454WPMB	\$698
	1	18	54½	25	2	VSB1854WPMB	\$573

- use with standard height surfaces for 84" h overall height (nothing above)

52 ¾" h Laminate Markerboard Wall Panel 	1	60	52¾	70	6	VSB6053WPMB	\$1,458
	1	54	52¾	63	6	VSB5453WPMB	\$1,334
	1	48	52¾	56	5	VSB4853WPMB	\$1,187
	1	42	52¾	49	5	VSB4253WPMB	\$1,054
	1	39	52¾	46	4	VSB3953WPMB	\$997
	1	36	52¾	43	4	VSB3653WPMB	\$927
	1	33	52¾	40	4	VSB3353WPMB	\$872
	1	30	52¾	37	4	VSB3053WPMB	\$805
	1	24	52¾	30	3	VSB2453WPMB	\$678
	1	18	52¾	23	2	VSB1853WPMB	\$560


- use with 19 ¾" h credenza for 72" h overall height (nothing above)

To Order, Specify:

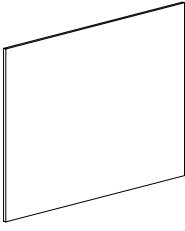
① Model Number Laminate - VST Veneer - VSV

- ② Worksurface Material (see page [VI3](#))
 - a.) TFL
 - b.) HPL
- ③ Laminate Color (see page [VI3](#))
 - a.) Worksurface Color
 - b.) Chassis Color
 - c.) Drawer Color
- ② Finish Color (see page [VI1](#))

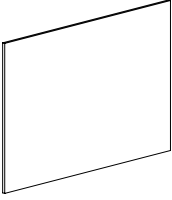
- ④ Edge Profile (see page [VI4](#))
- ⑤ Pull Style and Color (see page [VI5](#))
- ⑥ Optional Grommet Location & Color (see page [VI6](#))
- ⑦ Other Product Options (see page [VI10](#))
- ⑧ Accessories (see page [VS314](#))
- ⑨ Power and Data Options (see page [VS324](#))

Description	D	W	H	CTN WT	CU FT	① Model	List Price
49 1/16" h Laminate Markerboard Wall Panel 	1	60	49 7/16	68	6	VSB6050WPMB	\$1,401
	1	54	49 7/16	61	6	VSB5450WPMB	\$1,282
	1	48	49 7/16	54	5	VSB4850WPMB	\$1,141
	1	42	49 7/16	47	4	VSB4250WPMB	\$1,013
	1	39	49 7/16	44	4	VSB3950WPMB	\$958
	1	36	49 7/16	41	4	VSB3650WPMB	\$894
	1	33	49 7/16	38	4	VSB3350WPMB	\$839
	1	30	49 7/16	35	3	VSB3050WPMB	\$776
	1	24	49 7/16	28	3	VSB2450WPMB	\$655
	1	18	49 7/16	21	2	VSB1850WPMB	\$541

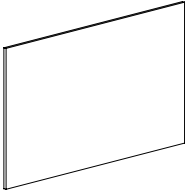
- use with 19 3/16" h credenza and 14 3/4" h L-Shelf for 84" h overall height (nothing above)

42 1/2" h Laminate Markerboard Wall Panel 	1	60	42 1/2	59	5	VSB6042WPMB	\$1,248
	1	54	42 1/2	53	5	VSB5442WPMB	\$1,144
	1	48	42 1/2	47	4	VSB4842WPMB	\$1,019
	1	42	42 1/2	42	4	VSB4242WPMB	\$905
	1	39	42 1/2	39	4	VSB3942WPMB	\$860
	1	36	42 1/2	36	3	VSB3642WPMB	\$801
	1	33	42 1/2	33	3	VSB3342WPMB	\$754
	1	30	42 1/2	30	3	VSB3042WPMB	\$698
	1	24	42 1/2	25	3	VSB2442WPMB	\$592
	1	18	42 1/2	19	2	VSB1842WPMB	\$495

- use with standard height surfaces for 72" h overall height (nothing above)

39 3/4" h Laminate Markerboard Wall Panel 	1	60	39 3/4	55	5	VSB6040WPMB	\$1,189
	1	54	39 3/4	50	5	VSB5440WPMB	\$1,091
	1	48	39 3/4	44	4	VSB4840WPMB	\$971
	1	42	39 3/4	39	4	VSB4240WPMB	\$866
	1	39	39 3/4	37	3	VSB3940WPMB	\$822
	1	36	39 3/4	34	3	VSB3640WPMB	\$767
	1	33	39 3/4	31	3	VSB3340WPMB	\$723
	1	30	39 3/4	29	3	VSB3040WPMB	\$669
	1	24	39 3/4	23	2	VSB2440WPMB	\$569
	1	18	39 3/4	18	2	VSB1840WPMB	\$477

- use with 29 1/2" h credenza and 14 3/4" h L-Shelf for 84" h overall height (nothing above)

Description	D	W	H	CTN WT	CU FT	① Model	List Price
34 1/16" h Laminate Markerboard Wall Panel 	1	60	34 1/16	48	4	VSB6035WPMB	\$1,078
	1	54	34 1/16	44	4	VSB5435WPMB	\$991
	1	48	34 1/16	40	4	VSB4835WPMB	\$881
	1	42	34 1/16	35	3	VSB4235WPMB	\$786
	1	39	34 1/16	32	3	VSB3935WPMB	\$748
	1	36	34 1/16	30	3	VSB3635WPMB	\$699
	1	33	34 1/16	28	3	VSB3335WPMB	\$660
	1	30	34 1/16	25	3	VSB3035WPMB	\$612
	1	24	34 1/16	21	2	VSB2435WPMB	\$524
1	18	34 1/16	16	2	VSB1835WPMB	\$442	

- use with bench height surfaces and 17 1/2" h wall mount overhead or L-shelf for 72" h overall height
- use with bench height surfaces and 29 1/2" h wall mount overhead or L-shelf for 84" h overall height

25" h Laminate Markerboard Wall Panel 	1	60	25	37	3	VSB6025WPMB	\$874
	1	54	25	33	3	VSB5425WPMB	\$807
	1	48	25	29	3	VSB4825WPMB	\$718
	1	42	25	27	3	VSB4225WPMB	\$644
	1	39	25	25	2	VSB3925WPMB	\$614
	1	36	25	23	2	VSB3625WPMB	\$576
	1	33	25	21	2	VSB3325WPMB	\$547
	1	30	25	19	2	VSB3025WPMB	\$509
	1	24	25	16	2	VSB2425WPMB	\$441
1	18	25	13	1	VSB1825WPMB	\$381	


- use with standard height surfaces and 17 1/2" h wall mount overhead or L-shelf for 72" h overall height
- use with standard height surfaces and 29 1/2" h wall mount overhead or L-shelf for 84" h overall height


To Order, Specify:


① Model Number Laminate - VST Veneer - VSV


- ② Worksurface Material (see page [VI3](#))
 - a.) TFL
 - b.) HPL
- ③ Laminate Color (see page [VI3](#))
 - a.) Worksurface Color
 - b.) Chassis Color
 - c.) Drawer Color
- ② Finish Color (see page [VI1](#))


- ④ Edge Profile (see page [VI4](#))
- ⑤ Pull Style and Color (see page [VI5](#))
- ⑥ Optional Grommet Location & Color (see page [VI6](#))
- ⑦ Other Product Options (see page [VI10](#))
- ⑧ Accessories (see page [VS314](#))
- ⑨ Power and Data Options (see page [VS324](#))


Description	D	W	H	CTN WT	CU FT	① Model	List Price Per Grade
54 ½" h Tackable Wall Panel	1	48	54½	30	5	VSB4854WPTK	COM \$806
 <ul style="list-style-type: none"> • use with 29 ½" h credenza for 84" overall height (nothing above) • com ydg: 1 ¾ 							A \$880
							B \$896
							C \$940
							D \$1,002
							E \$1,058
							F \$1,122
							G \$1,198
							H \$1,313
							I \$1,350
							J \$1,449


54 ½" h Tackable Wall Panel	1	42	54½	26	5	VSB4254WPTK	COM \$735
 <ul style="list-style-type: none"> • use with 29 ½" h credenza for 84" overall height (nothing above) • com ydg: 1 ¾ 							A \$809
							B \$825
							C \$869
							D \$930
							E \$987
							F \$1,051
							G \$1,127
							H \$1,241
							I \$1,278
							J \$1,376


54 ½" h Tackable Wall Panel	1	39	54½	24	5	VSB3954WPTK	COM \$707
 <ul style="list-style-type: none"> • use with 29 ½" h credenza for 84" overall height (nothing above) • com ydg: 1 ¾ 							A \$781
							B \$797
							C \$841
							D \$903
							E \$959
							F \$1,023
							G \$1,099
							H \$1,213
							I \$1,249
							J \$1,347

54 ½" h Tackable Wall Panel	1	36	54½	22	4	VSB3654WPTK	COM \$670
 <ul style="list-style-type: none"> • use with 29 ½" h credenza for 84" overall height (nothing above) • com ydg: 1 ¾ 							A \$744
							B \$760
							C \$804
							D \$866
							E \$922
							F \$986
							G \$1,062
							H \$1,176
							I \$1,212
							J \$1,309

Description	D	W	H	CTN WT	CU FT	① Model	List Price Per Grade
54 ½" h Tackable Wall Panel	1	33	54½	20	4	VSB3354WPTK	COM \$645
 <ul style="list-style-type: none"> • use with 29 ½" h credenza for 84" overall height (nothing above) • com ydg: 1 ¾ 							A \$720
							B \$735
							C \$779
							D \$841
							E \$898
							F \$962
							G \$1,038
							H \$1,151
							I \$1,186
							J \$1,284

54 ½" h Tackable Wall Panel	1	30	54½	19	4	VSB3054WPTK	COM \$607
 <ul style="list-style-type: none"> • use with 29 ½" h credenza for 84" overall height (nothing above) • com ydg: 1 ¾ 							A \$681
							B \$697
							C \$741
							D \$803
							E \$859
							F \$923
							G \$999
							H \$1,112
							I \$1,148
							J \$1,245

54 ½" h Tackable Wall Panel	1	24	54½	15	3	VSB2454WPTK	COM \$542
 <ul style="list-style-type: none"> • use with 29 ½" h credenza for 84" overall height (nothing above) • com ydg: 1 ¾ 							A \$617
							B \$632
							C \$676
							D \$738
							E \$795
							F \$859
							G \$935
							H \$1,047
							I \$1,082
							J \$1,178


54 ½" h Tackable Wall Panel	1	18	54½	11	2	VSB1854WPTK	COM \$485
 <ul style="list-style-type: none"> • use with 29 ½" h credenza for 84" overall height (nothing above) • com ydg: 1 ¾ 							A \$559
							B \$574
							C \$618
							D \$680
							E \$737
							F \$801
							G \$877
							H \$989
							I \$1,023
							J \$1,119


To Order, Specify:


① Model Number


② Fabric Selection: vendor, pattern, color


Visit www.jsifurniture.com/finishes-and-materials/textiles for our textiles program. See selection of standard and graded in manufacturers and patterns.


Description	D	W	H	CTN WT	CU FT	① Model	List Price Per Grade
52 3/16" h Tackable Wall Panel	1	48	52 3/16	28	5	VSB4853WPTK	COM \$789
 <ul style="list-style-type: none"> • use with 19 13/16" h credenza for 72" overall height (nothing above) • com ydg: 1 3/4 							A \$864
							B \$879
							C \$923
							D \$985
							E \$1,042
							F \$1,106
							G \$1,182
							H \$1,296
							I \$1,333
							J \$1,432


52 3/16" h Tackable Wall Panel	1	42	52 3/16	25	5	VSB4253WPTK	COM \$720
 <ul style="list-style-type: none"> • use with 19 13/16" h credenza for 72" overall height (nothing above) • com ydg: 1 3/4 							A \$795
							B \$810
							C \$854
							D \$916
							E \$973
							F \$1,037
							G \$1,113
							H \$1,227
							I \$1,263
							J \$1,361


52 3/16" h Tackable Wall Panel	1	39	52 3/16	23	4	VSB3953WPTK	COM \$695
 <ul style="list-style-type: none"> • use with 19 13/16" h credenza for 72" overall height (nothing above) • com ydg: 1 3/4 							A \$769
							B \$784
							C \$828
							D \$890
							E \$947
							F \$1,011
							G \$1,087
							H \$1,201
							I \$1,237
							J \$1,334

52 3/16" h Tackable Wall Panel	1	36	52 3/16	21	4	VSB3653WPTK	COM \$658
 <ul style="list-style-type: none"> • use with 19 13/16" h credenza for 72" overall height (nothing above) • com ydg: 1 3/4 							A \$732
							B \$747
							C \$791
							D \$853
							E \$910
							F \$974
							G \$1,050
							H \$1,163
							I \$1,199
							J \$1,296

Description	D	W	H	CTN WT	CU FT	① Model	List Price Per Grade
52 3/16" h Tackable Wall Panel	1	33	52 3/16	20	4	VSB3353WPTK	COM \$632
 <ul style="list-style-type: none"> • use with 19 1/16" h credenza for 72" overall height (nothing above) • com ydg: 1 3/4 							A \$706
							B \$722
							C \$766
							D \$827
							E \$884
							F \$948
							G \$1,024
							H \$1,137
							I \$1,173
							J \$1,270

52 3/16" h Tackable Wall Panel	1	30	52 3/16	18	4	VSB3053WPTK	COM \$597
 <ul style="list-style-type: none"> • use with 19 1/16" h credenza for 72" overall height (nothing above) • com ydg: 1 3/4 							A \$671
							B \$686
							C \$731
							D \$792
							E \$849
							F \$913
							G \$989
							H \$1,102
							I \$1,137
							J \$1,234

52 3/16" h Tackable Wall Panel	1	24	52 3/16	14	3	VSB2453WPTK	COM \$534
 <ul style="list-style-type: none"> • use with 19 1/16" h credenza for 72" overall height (nothing above) • com ydg: 1 3/4 							A \$608
							B \$624
							C \$668
							D \$730
							E \$786
							F \$850
							G \$926
							H \$1,039
							I \$1,073
							J \$1,170


52 3/16" h Tackable Wall Panel	1	18	52 3/16	11	2	VSB1853WPTK	COM \$479
 <ul style="list-style-type: none"> • use with 19 1/16" h credenza for 72" overall height (nothing above) • com ydg: 1 3/4 							A \$554
							B \$569
							C \$613
							D \$675
							E \$732
							F \$796
							G \$872
							H \$984
							I \$1,018
							J \$1,114


To Order, Specify:


① Model Number


② Fabric Selection: vendor, pattern, color

Visit www.jsifurniture.com/finishes-and-materials/textiles for our textiles program. See selection of standard and graded in manufacturers and patterns.


Description	D	W	H	CTN WT	CU FT	① Model	List Price Per Grade
49 7/16" h Tackable Wall Panel	1	48	49 7/16	27	5	VSB4850WPTK	COM \$753
 <ul style="list-style-type: none"> • use with 19 13/16" h credenza and 14 3/4" h L-shelf for 84" overall height • com ydg: 1 1/2 							A \$817
							B \$830
							C \$868
							D \$921
							E \$970
							F \$1,024
							G \$1,090
							H \$1,189
							I \$1,221
							J \$1,306

49 7/16" h Tackable Wall Panel	1	42	49 7/16	24	4	VSB4250WPTK	COM \$688
 <ul style="list-style-type: none"> • use with 19 13/16" h credenza and 14 3/4" h L-shelf for 84" overall height • com ydg: 1 1/2 							A \$751
							B \$764
							C \$802
							D \$855
							E \$904
							F \$959
							G \$1,024
							H \$1,122
							I \$1,154
							J \$1,238

49 7/16" h Tackable Wall Panel	1	39	49 7/16	22	4	VSB3950WPTK	COM \$662
 <ul style="list-style-type: none"> • use with 19 13/16" h credenza and 14 3/4" h L-shelf for 84" overall height • com ydg: 1 1/2 							A \$725
							B \$739
							C \$776
							D \$829
							E \$878
							F \$933
							G \$998
							H \$1,096
							I \$1,128
							J \$1,212


49 7/16" h Tackable Wall Panel	1	36	49 7/16	20	4	VSB3650WPTK	COM \$627
 <ul style="list-style-type: none"> • use with 19 13/16" h credenza and 14 3/4" h L-shelf for 84" overall height • com ydg: 1 1/2 							A \$690
							B \$704
							C \$741
							D \$794
							E \$843
							F \$898
							G \$963
							H \$1,061
							I \$1,092
							J \$1,176

Description	D	W	H	CTN WT	CU FT	① Model	List Price Per Grade
49 7/16" h Tackable Wall Panel	1	33	49 7/16	19	4	VSB3350WPTK	COM \$604 A \$668 B \$681 C \$719 D \$772 E \$820 F \$875 G \$940 H \$1,038 I \$1,069 J \$1,153




- use with 19 13/16" h credenza and 14 3/4" h L-shelf for 84" overall height
- com ydg: 1 1/2

49 7/16" h Tackable Wall Panel	1	30	49 7/16	17	3	VSB3050WPTK	COM \$569 A \$633 B \$646 C \$684 D \$737 E \$785 F \$840 G \$905 H \$1,003 I \$1,033 J \$1,117
---------------------------------------	---	----	---------	----	---	--------------------	--




- use with 19 13/16" h credenza and 14 3/4" h L-shelf for 84" overall height
- com ydg: 1 1/2

49 7/16" h Tackable Wall Panel	1	24	49 7/16	14	3	VSB2450WPTK	COM \$507 A \$571 B \$584 C \$622 D \$675 E \$724 F \$778 G \$844 H \$940 I \$970 J \$1,053
---------------------------------------	---	----	---------	----	---	--------------------	--



- use with 19 13/16" h credenza and 14 3/4" h L-shelf for 84" overall height
- com ydg: 1 1/2

49 7/16" h Tackable Wall Panel	1	18	49 7/16	10	2	VSB1850WPTK	COM \$455 A \$518 B \$532 C \$569 D \$622 E \$671 F \$726 G \$791 H \$887 I \$917 J \$1,000
---------------------------------------	---	----	---------	----	---	--------------------	--




- use with 19 13/16" h credenza and 14 3/4" h L-shelf for 84" overall height
- com ydg: 1 1/2


To Order, Specify:


① Model Number


② Fabric Selection: vendor, pattern, color


Visit www.jsifurniture.com/finishes-and-materials/textiles for our textiles program. See selection of standard and graded in manufacturers and patterns.


Description	D	W	H	CTN WT	CU FT	① Model	List Price Per Grade
42 ½" h Tackable Wall Panel	1	48	42½	23	4	VSB4842WPTK	COM \$699
 <ul style="list-style-type: none"> • use with 29 ½" h credenza for 72" overall height (nothing above) • com ydg: 1 ½ 							A \$763
							B \$776
							C \$813
							D \$866
							E \$915
							F \$970
							G \$1,035
							H \$1,134
							I \$1,165
							J \$1,250


42 ½" h Tackable Wall Panel	1	42	42½	20	4	VSB4242WPTK	COM \$638
 <ul style="list-style-type: none"> • use with 29 ½" h credenza for 72" overall height (nothing above) • com ydg: 1 ½ 							A \$702
							B \$715
							C \$753
							D \$806
							E \$854
							F \$909
							G \$974
							H \$1,072
							I \$1,103
							J \$1,187


42 ½" h Tackable Wall Panel	1	39	42½	19	4	VSB3942WPTK	COM \$617
 <ul style="list-style-type: none"> • use with 29 ½" h credenza for 72" overall height (nothing above) • com ydg: 1 ½ 							A \$681
							B \$694
							C \$732
							D \$785
							E \$834
							F \$889
							G \$954
							H \$1,051
							I \$1,082
							J \$1,166

42 ½" h Tackable Wall Panel	1	36	42½	17	3	VSB3642WPTK	COM \$586
 <ul style="list-style-type: none"> • use with 29 ½" h credenza for 72" overall height (nothing above) • com ydg: 1 ½ 							A \$649
							B \$662
							C \$700
							D \$753
							E \$802
							F \$857
							G \$922
							H \$1,019
							I \$1,050
							J \$1,134

Description	D	W	H	CTN WT	CU FT	① Model	List Price Per Grade
42 ½" h Tackable Wall Panel	1	33	42½	16	3	VSB3342WPTK	COM \$565
 <ul style="list-style-type: none"> • use with 29 ½" h credenza for 72" overall height (nothing above) • com ydg: 1 ½ 							A \$629
							B \$642
							C \$679
							D \$733
							E \$781
							F \$836
							G \$901
							H \$998
							I \$1,029
							J \$1,113

42 ½" h Tackable Wall Panel	1	30	42½	15	3	VSB3042WPTK	COM \$534
 <ul style="list-style-type: none"> • use with 29 ½" h credenza for 72" overall height (nothing above) • com ydg: 1 ½ 							A \$598
							B \$611
							C \$649
							D \$702
							E \$750
							F \$805
							G \$870
							H \$967
							I \$998
							J \$1,081

42 ½" h Tackable Wall Panel	1	24	42½	12	3	VSB2442WPTK	COM \$480
 <ul style="list-style-type: none"> • use with 29 ½" h credenza for 72" overall height (nothing above) • com ydg: 1 ½ 							A \$544
							B \$557
							C \$595
							D \$648
							E \$697
							F \$752
							G \$817
							H \$913
							I \$943
							J \$1,026


42 ½" h Tackable Wall Panel	1	18	42½	9	2	VSB1842WPTK	COM \$434
 <ul style="list-style-type: none"> • use with 29 ½" h credenza for 72" overall height (nothing above) • com ydg: 1 ½ 							A \$498
							B \$511
							C \$549
							D \$602
							E \$650
							F \$705
							G \$770
							H \$866
							I \$896
							J \$978


To Order, Specify:


① Model Number


② Fabric Selection: vendor, pattern, color


Visit www.jsifurniture.com/finishes-and-materials/textiles for our textiles program. See selection of standard and graded in manufacturers and patterns.


Description	D	W	H	CTN WT	CU FT	① Model	List Price Per Grade
39 3/4" h Tackable Wall Panel	1	48	39 3/4	22	4	VSB4840WPTK	COM \$663
 <ul style="list-style-type: none"> • use with 29 1/2" h credenza and 14 3/4" h L-shelf for 84" overall height • com ydg: 1 1/4 							A \$716
							B \$727
							C \$758
							D \$803
							E \$843
							F \$889
							G \$943
							H \$1,026
							I \$1,053
							J \$1,124


39 3/4" h Tackable Wall Panel	1	42	39 3/4	19	4	VSB4240WPTK	COM \$606
 <ul style="list-style-type: none"> • use with 29 1/2" h credenza and 14 3/4" h L-shelf for 84" overall height • com ydg: 1 1/4 							A \$659
							B \$670
							C \$702
							D \$746
							E \$786
							F \$832
							G \$886
							H \$969
							I \$995
							J \$1,066


39 3/4" h Tackable Wall Panel	1	39	39 3/4	18	3	VSB3940WPTK	COM \$586
 <ul style="list-style-type: none"> • use with 29 1/2" h credenza and 14 3/4" h L-shelf for 84" overall height • com ydg: 1 1/4 							A \$639
							B \$650
							C \$681
							D \$725
							E \$766
							F \$811
							G \$866
							H \$948
							I \$974
							J \$1,045

39 3/4" h Tackable Wall Panel	1	36	39 3/4	16	3	VSB3640WPTK	COM \$556
 <ul style="list-style-type: none"> • use with 29 1/2" h credenza and 14 3/4" h L-shelf for 84" overall height • com ydg: 1 1/4 							A \$609
							B \$620
							C \$651
							D \$695
							E \$736
							F \$782
							G \$836
							H \$918
							I \$944
							J \$1,014

Description	D	W	H	CTN WT	CU FT	① Model	List Price Per Grade
39 ¾" h Tackable Wall Panel	1	33	39¾	15	3	VSB3340WPTK	COM \$535
 <ul style="list-style-type: none"> • use with 29 ½" h credenza and 14 ¾" h L-shelf for 84" overall height • com ydg: 1 ¼ 							A \$588
							B \$599
							C \$631
							D \$675
							E \$715
							F \$761
							G \$815
							H \$897
							I \$923
							J \$993

39 ¾" h Tackable Wall Panel	1	30	39¾	14	3	VSB3040WPTK	COM \$505
 <ul style="list-style-type: none"> • use with 29 ½" h credenza and 14 ¾" h L-shelf for 84" overall height • com ydg: 1 ¼ 							A \$558
							B \$569
							C \$601
							D \$645
							E \$685
							F \$731
							G \$785
							H \$867
							I \$893
							J \$962

39 ¾" h Tackable Wall Panel	1	24	39¾	11	2	VSB2440WPTK	COM \$455
 <ul style="list-style-type: none"> • use with 29 ½" h credenza and 14 ¾" h L-shelf for 84" overall height • com ydg: 1 ¼ 							A \$508
							B \$519
							C \$550
							D \$594
							E \$635
							F \$681
							G \$735
							H \$816
							I \$841
							J \$911


39 ¾" h Tackable Wall Panel	1	18	39¾	8	2	VSB1840WPTK	COM \$411
 <ul style="list-style-type: none"> • use with 29 ½" h credenza and 14 ¾" h L-shelf for 84" overall height • com ydg: 1 ¼ 							A \$465
							B \$475
							C \$507
							D \$551
							E \$592
							F \$637
							G \$692
							H \$772
							I \$797
							J \$866


To Order, Specify:


① Model Number


② Fabric Selection: vendor, pattern, color

Visit www.jsifurniture.com/finishes-and-materials/textiles for our textiles program. See selection of standard and graded in manufacturers and patterns.


Description	D	W	H	CTN WT	CU FT	① Model	List Price Per Grade
34 1/16" h Tackable Wall Panel  <ul style="list-style-type: none"> • use with 19 13/16" h credenza and 17 1/2" h wall mount overhead or L-shelf for 72" overall height • use with 19 13/16" h credenza and 29 1/2" h wall mount overhead or L-shelf for 84" overall height • com ydg: 1 1/4 	1	48	34 1/16	19	4	VSB4835WPTK	COM \$624
	A \$677						
	B \$688						
	C \$719						
	D \$763						
	E \$804						
	F \$850						
	G \$904						
	H \$986						
	I \$1,013						
	J \$1,084						

34 1/16" h Tackable Wall Panel  <ul style="list-style-type: none"> • use with 19 13/16" h credenza and 17 1/2" h wall mount overhead or L-shelf for 72" overall height • use with 19 13/16" h credenza and 29 1/2" h wall mount overhead or L-shelf for 84" overall height • com ydg: 1 1/4 	1	42	34 1/16	17	3	VSB4235WPTK	COM \$570
	A \$623						
	B \$634						
	C \$666						
	D \$710						
	E \$750						
	F \$796						
	G \$850						
	H \$932						
	I \$959						
	J \$1,029						

34 1/16" h Tackable Wall Panel  <ul style="list-style-type: none"> • use with 19 13/16" h credenza and 17 1/2" h wall mount overhead or L-shelf for 72" overall height • use with 19 13/16" h credenza and 29 1/2" h wall mount overhead or L-shelf for 84" overall height • com ydg: 1 1/4 	1	39	34 1/16	16	3	VSB3935WPTK	COM \$554
	A \$607						
	B \$618						
	C \$649						
	D \$693						
	E \$734						
	F \$779						
	G \$834						
	H \$916						
	I \$942						
	J \$1,012						


34 1/16" h Tackable Wall Panel  <ul style="list-style-type: none"> • use with 19 13/16" h credenza and 17 1/2" h wall mount overhead or L-shelf for 72" overall height • use with 19 13/16" h credenza and 29 1/2" h wall mount overhead or L-shelf for 84" overall height • com ydg: 1 1/4 	1	36	34 1/16	14	3	VSB3635WPTK	COM \$525
	A \$578						
	B \$589						
	C \$620						
	D \$664						
	E \$705						
	F \$751						
	G \$805						
	H \$887						
	I \$912						
	J \$982						

Description	D	W	H	CTN WT	CU FT	① Model	List Price Per Grade
34 1/16" h Tackable Wall Panel	1	33	34 1/16	13	3	VSB3335WPTK	COM \$506 A \$559 B \$570 C \$602 D \$646 E \$686 F \$732 G \$786 H \$868 I \$894 J \$963




- use with 19 3/16" h credenza and 17 1/2" h wall mount overhead or L-shelf for 72" overall height
- use with 19 3/16" h credenza and 29 1/2" h wall mount overhead or L-shelf for 84" overall height
- com ydg: 1 1/4

34 1/16" h Tackable Wall Panel	1	30	34 1/16	12	3	VSB3035WPTK	COM \$480 A \$534 B \$544 C \$576 D \$620 E \$661 F \$706 G \$761 H \$842 I \$867 J \$937
---------------------------------------	---	----	---------	----	---	--------------------	--




- use with 19 3/16" h credenza and 17 1/2" h wall mount overhead or L-shelf for 72" overall height
- use with 19 3/16" h credenza and 29 1/2" h wall mount overhead or L-shelf for 84" overall height
- com ydg: 1 1/4

34 1/16" h Tackable Wall Panel	1	24	34 1/16	10	2	VSB2435WPTK	COM \$434 A \$487 B \$498 C \$530 D \$574 E \$614 F \$660 G \$714 H \$795 I \$820 J \$890
---------------------------------------	---	----	---------	----	---	--------------------	--



- use with 19 3/16" h credenza and 17 1/2" h wall mount overhead or L-shelf for 72" overall height
- use with 19 3/16" h credenza and 29 1/2" h wall mount overhead or L-shelf for 84" overall height
- com ydg: 1 1/4

34 1/16" h Tackable Wall Panel	1	18	34 1/16	7	2	VSB1835WPTK	COM \$395 A \$448 B \$459 C \$490 D \$535 E \$575 F \$621 G \$675 H \$756 I \$780 J \$849
---------------------------------------	---	----	---------	---	---	--------------------	--




- use with 29 1/2" h credenza and 17 1/2" h wall mount overhead or L-shelf for 72" overall height
- use with 29 1/2" h credenza and 29 1/2" h wall mount overhead or L-shelf for 84" overall height
- com ydg: 1 1/4


To Order, Specify:


① Model Number


② Fabric Selection: vendor, pattern, color


Visit www.jsifurniture.com/finishes-and-materials/textiles for our textiles program. See selection of standard and graded in manufacturers and patterns.


Description	D	W	H	CTN WT	CU FT	① Model	List Price Per Grade
25" h Tackable Wall Panel  <ul style="list-style-type: none"> • use with 29 ½" h credenza and 17 ½" h wall mount overhead or L-shelf for 72" overall height • use with 29 ½" h credenza and 29 ½" h wall mount overhead or L-shelf for 84" overall height • com ydg: 1 	1	48	25	14	3	VSB4825WPTK	COM \$537
	A \$580						
	B \$588						
	C \$614						
	D \$649						
	E \$681						
	F \$718						
	G \$761						
	H \$828						
	I \$849						
J \$906							


25" h Tackable Wall Panel  <ul style="list-style-type: none"> • use with 29 ½" h credenza and 17 ½" h wall mount overhead or L-shelf for 72" overall height • use with 29 ½" h credenza and 29 ½" h wall mount overhead or L-shelf for 84" overall height • com ydg: 1 	1	42	25	12	3	VSB4225WPTK	COM \$494
	A \$536						
	B \$545						
	C \$570						
	D \$606						
	E \$638						
	F \$675						
	G \$718						
	H \$784						
	I \$805						
J \$862							


25" h Tackable Wall Panel  <ul style="list-style-type: none"> • use with 29 ½" h credenza and 17 ½" h wall mount overhead or L-shelf for 72" overall height • use with 29 ½" h credenza and 29 ½" h wall mount overhead or L-shelf for 84" overall height • com ydg: 1 	1	39	25	11	2	VSB3925WPTK	COM \$480
	A \$523						
	B \$532						
	C \$557						
	D \$592						
	E \$625						
	F \$661						
	G \$705						
	H \$770						
	I \$792						
J \$848							

25" h Tackable Wall Panel  <ul style="list-style-type: none"> • use with 29 ½" h credenza and 17 ½" h wall mount overhead or L-shelf for 72" overall height • use with 29 ½" h credenza and 29 ½" h wall mount overhead or L-shelf for 84" overall height • com ydg: 1 	1	36	25	10	2	VSB3625WPTK	COM \$457
	A \$499						
	B \$508						
	C \$533						
	D \$569						
	E \$601						
	F \$637						
	G \$681						
	H \$747						
	I \$768						
J \$824							

Description	D	W	H	CTN WT	CU FT	① Model	List Price Per Grade
25" h Tackable Wall Panel	1	33	25	10	2	VSB3325WPTK	COM \$444
 <ul style="list-style-type: none"> • use with 29 ½" h credenza and 17 ½" h wall mount overhead or L-shelf for 72" overall height • use with 29 ½" h credenza and 29 ½" h wall mount overhead or L-shelf for 84" overall height • com ydg: 1 							A \$487
							B \$496
							C \$521
							D \$556
							E \$589
							F \$625
							G \$669
							H \$734
							I \$755
							J \$811

25" h Tackable Wall Panel	1	30	25	9	2	VSB3025WPTK	COM \$420
 <ul style="list-style-type: none"> • use with 29 ½" h credenza and 17 ½" h wall mount overhead or L-shelf for 72" overall height • use with 29 ½" h credenza and 29 ½" h wall mount overhead or L-shelf for 84" overall height • com ydg: 1 							A \$462
							B \$471
							C \$496
							D \$531
							E \$564
							F \$600
							G \$644
							H \$709
							I \$730
							J \$786

25" h Tackable Wall Panel	1	24	25	7	2	VSB2425WPTK	COM \$384
 <ul style="list-style-type: none"> • use with 29 ½" h credenza and 17 ½" h wall mount overhead or L-shelf for 72" overall height • use with 29 ½" h credenza and 29 ½" h wall mount overhead or L-shelf for 84" overall height • com ydg: 1 							A \$426
							B \$435
							C \$460
							D \$495
							E \$528
							F \$564
							G \$608
							H \$673
							I \$693
							J \$749

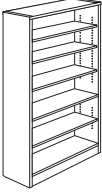
25" h Tackable Wall Panel	1	18	25	5	1	VSB1825WPTK	COM \$354
 <ul style="list-style-type: none"> • use with 29 ½" h credenza and 17 ½" h wall mount overhead or L-shelf for 72" overall height • use with 29 ½" h credenza and 29 ½" h wall mount overhead or L-shelf for 84" overall height • com ydg: 1 							A \$396
							B \$405
							C \$430
							D \$466
							E \$498
							F \$534
							G \$578
							H \$643
							I \$663
							J \$718

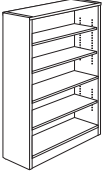
To Order, Specify:

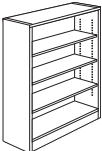
① Model Number


② Fabric Selection: vendor, pattern, color

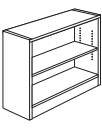
Visit www.jsifurniture.com/finishes-and-materials/textiles for our textiles program. See selection of standard and graded in manufacturers and patterns.

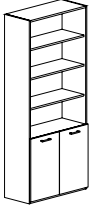
Description	D	W	H	CTN WT	CU FT	① Model	Laminate	Essentials Veneer	Artisan Veneer
	15 $\frac{1}{16}$ "	35 $\frac{3}{8}$ "	84"	181	35	VST3684BC	\$1,553		
	15 $\frac{1}{16}$ "	35 $\frac{3}{8}$ "	84"	181	35	VSV3684BC		\$2,710	\$2,983
	15 $\frac{1}{16}$ "	29 $\frac{7}{8}$ "	84"	170	29	VST3084BC	\$1,448		
	15 $\frac{1}{16}$ "	29 $\frac{7}{8}$ "	84"	170	29	VSV3084BC		\$2,693	\$2,964
									<ul style="list-style-type: none"> • four adjustable shelves • one fixed shelf • no profile edge • unfinished backs • secured to wall as a safety precaution

	15 $\frac{1}{16}$ "	35 $\frac{3}{8}$ "	72"	155	30	VST3672BC	\$1,390		
	15 $\frac{1}{16}$ "	35 $\frac{3}{8}$ "	72"	155	30	VSV3672BC		\$2,323	\$2,556
	15 $\frac{1}{16}$ "	29 $\frac{7}{8}$ "	72"	145	25	VST3072BC	\$1,235		
	15 $\frac{1}{16}$ "	29 $\frac{7}{8}$ "	72"	145	25	VSV3072BC		\$2,310	\$2,542
									<ul style="list-style-type: none"> • three adjustable shelves • one fixed shelf • no profile edge • unfinished backs

	15 $\frac{1}{16}$ "	35 $\frac{3}{8}$ "	55 $\frac{1}{16}$ "	115	23	VST3654BC	\$1,294		
	15 $\frac{1}{16}$ "	35 $\frac{3}{8}$ "	55 $\frac{1}{16}$ "	115	23	VSV3654BC		\$1,979	\$2,178
	15 $\frac{1}{16}$ "	29 $\frac{7}{8}$ "	55 $\frac{1}{16}$ "	108	20	VST3054BC	\$1,094		
	15 $\frac{1}{16}$ "	29 $\frac{7}{8}$ "	55 $\frac{1}{16}$ "	108	20	VSV3054BC		\$1,732	\$1,908
									<ul style="list-style-type: none"> • three adjustable shelves • no profile edge • unfinished backs

	15 $\frac{1}{16}$ "	35 $\frac{3}{8}$ "	42 $\frac{3}{16}$ "	108	18	VST3642BC	\$1,193		
	15 $\frac{1}{16}$ "	35 $\frac{3}{8}$ "	42 $\frac{3}{16}$ "	108	18	VSV3642BC		\$1,849	\$2,036
	15 $\frac{1}{16}$ "	29 $\frac{7}{8}$ "	42 $\frac{3}{16}$ "	98	15	VST3042BC	\$956		
	15 $\frac{1}{16}$ "	29 $\frac{7}{8}$ "	42 $\frac{3}{16}$ "	98	15	VSV3042BC		\$1,585	\$1,744
									<ul style="list-style-type: none"> • two adjustable shelves • no profile edge • unfinished backs

	15 $\frac{1}{16}$ "	35 $\frac{3}{8}$ "	29 $\frac{1}{2}$ "	108	13	VST3630BC	\$934		
	15 $\frac{1}{16}$ "	35 $\frac{3}{8}$ "	29 $\frac{1}{2}$ "	108	13	VSV3630BC		\$1,388	\$1,529
	15 $\frac{1}{16}$ "	29 $\frac{7}{8}$ "	29 $\frac{1}{2}$ "	98	11	VST3030BC	\$863		
	15 $\frac{1}{16}$ "	29 $\frac{7}{8}$ "	29 $\frac{1}{2}$ "	98	11	VSV3030BC		\$1,269	\$1,397
									<ul style="list-style-type: none"> • one adjustable shelf • no profile edge • unfinished backs

Description	D	W	H	CTN WT	CU FT	① Model	Laminate	Essentials Veneer	Artisan Veneer
Bookcase with Bottom Doors 	16 ³ / ₁₆	35 ⁷ / ₈	84	196	35	VST3684BCD	\$1,867		
	16 ³ / ₁₆	35 ⁷ / ₈	84	196	35	VSV3684BCD		\$3,054	\$3,361
	16 ³ / ₁₆	29 ⁷ / ₈	84	182	29	VST3084BCD	\$1,748		
	16 ³ / ₁₆	29 ⁷ / ₈	84	182	29	VSV3084BCD		\$3,039	\$3,345

- three adjustable shelves (top section)
- one fixed shelf (top section)
- one adjustable shelf (bottom section)
- no profile edge
- locking available, specify and add \$49 list

Bookcase with Bottom Doors 	16 ³ / ₁₆	35 ⁷ / ₈	72	170	30	VST3672BCD	\$1,585		
	16 ³ / ₁₆	35 ⁷ / ₈	72	170	30	VSV3672BCD		\$2,669	\$2,936
	16 ³ / ₁₆	29 ⁷ / ₈	72	157	25	VST3072BCD	\$1,501		
	16 ³ / ₁₆	29 ⁷ / ₈	72	157	25	VSV3072BCD		\$2,654	\$2,918


- two adjustable shelves (top section)
- one fixed shelf (top section)
- one adjustable shelf (bottom section)
- no profile edge
- locking available, specify and add \$49 list

To Order, Specify:


① Model Number Laminate - VST Veneer - VSV

- ② Worksurface Material (see page [V13](#))
 - a.) TFL
 - b.) HPL
- ③ Laminate Color (see page [V13](#))
 - a.) Worksurface Color
 - b.) Chassis Color
 - c.) Drawer Color

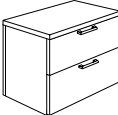
- ④ Edge Profile (see page [V14](#))
- ⑤ Pull Style and Color (see page [V15](#))
- ⑥ Optional Grommet Location & Color (see page [V16](#))
- ⑦ Other Product Options (see page [V110](#))
- ⑧ Accessories (see page [VS314](#))
- ⑨ Power and Data Options (see page [VS324](#))

Description	D	W	H	CTN WT	CU FT	① Model	TFL Laminate	HPL Laminate	Essentials Veneer	Artisan Veneer
	24	36	56½	287	34	VST2436-57LF	\$2,492	\$2,630		
	24	36	56½	287	34	VSV2436-57LF			\$3,391	\$3,741
	24	30	56½	270	29	VST2430-57LF	\$2,439	\$2,570		
	24	30	56½	270	29	VSV2430-57LF			\$3,207	\$3,538
	20	36	56½	266	29	VST2036-57LF	\$2,388	\$2,522		
	20	36	56½	266	29	VSV2036-57LF			\$3,255	\$3,589
	20	30	56½	251	24	VST2030-57LF	\$2,337	\$2,465		
	20	30	56½	251	24	VSV2030-57LF			\$3,075	\$3,392

- top edge profile on user side
- four drawers
- anti-tip interlock mechanism
- locking available, specify and add \$130 list

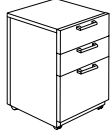
Description	D	W	H	CTN WT	CU FT	① Model	TFL Laminate	HPL Laminate	Essentials Veneer	Artisan Veneer
	24	36	43½	232	26	VST2436-42LF	\$1,842	\$1,947		
	24	36	43½	232	26	VSV2436-42LF			\$3,052	\$3,370
	24	30	43½	218	22	VST2430-42LF	\$1,806	\$1,906		
	24	30	43½	218	22	VSV2430-42LF			\$2,742	\$3,028
	20	36	43½	216	22	VST2036-42LF	\$1,763	\$1,863		
	20	36	43½	216	22	VSV2036-42LF			\$2,925	\$3,230
	20	30	43½	201	19	VST2030-42LF	\$1,729	\$1,827		
	20	30	43½	201	19	VSV2030-42LF			\$2,631	\$2,905

- top edge profile on user side
- three drawers
- anti-tip interlock mechanism
- locking available, specify and add \$130 list

Description	D	W	H	CTN WT	CU FT	① Model	TFL Laminate	HPL Laminate	Essentials Veneer	Artisan Veneer
	24	36	29½	192	19	VST2436-30LF	\$1,307	\$1,379		
	24	36	29½	192	19	VSV2436-30LF			\$2,345	\$2,589
	24	30	29½	179	16	VST2430-30LF	\$1,228	\$1,297		
	24	30	29½	179	16	VSV2430-30LF			\$1,977	\$2,186
	20	36	29½	174	16	VST2036-30LF	\$1,250	\$1,320		
	20	36	29½	174	16	VSV2036-30LF			\$2,247	\$2,483
	20	30	29½	165	14	VST2030-30LF	\$1,174	\$1,240		
	20	30	29½	165	14	VSV2030-30LF			\$1,895	\$2,094

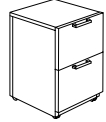
- top edge profile on user side
- two drawers
- chassis grommet available, specify and add \$51 list
- anti-tip interlock mechanism
- locking available, specify and add \$116 list

Description	D	W	H	CTN WT	CU FT	① Model	Laminate	Essentials Veneer	Artisan Veneer
Box/Box/File Mobile Pedestal	19 $\frac{3}{8}$	15 $\frac{3}{8}$	27 $\frac{1}{16}$	97	8	VST1620MP	\$1,054		
	19 $\frac{3}{8}$	15 $\frac{3}{8}$	27 $\frac{1}{16}$	97	8	VSV1620MP		\$1,815	\$2,003



- box/box/file only
- letter width pedestal
- locking available, specify and add \$83 list
- no additional top needed

File/File Mobile Pedestal	20	15 $\frac{3}{8}$	28	97	8	VST1620-28FFMP	\$1,054		
	20	15 $\frac{3}{8}$	28	97	8	VSV1620-28FFMP		\$1,815	\$2,003



- no additional top needed
- locking available, specify and add \$83 list

Box/File Mobile Pedestal	17	15 $\frac{3}{8}$	21	68	5	VST1617-21BFMP	\$983		
	17	15 $\frac{3}{8}$	21	68	5	VSV1617-21BFMP		\$1,645	\$1,810



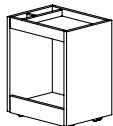
- no additional top needed
- locking available, specify and add \$83 list

Box/File Compact Mobile Pedestal	17	13	21	63	4	VST1317-21BFMP	\$967		
	17	13	21	63	4	VSV1317-21BFMP		\$1,625	\$1,788



- no additional top needed
- locking available, specify and add \$83 list

Tray/Storage Compact Mobile Pedestal	17	13	21	27	4	VST1317-21SMP	\$778		
	17	13	21	27	4	VSV1317-21SMP		\$1,563	\$1,720






- non-handed
- top is divided for accessories
 - lower section: 11 $\frac{3}{8}$ " x 12 $\frac{1}{16}$ "
 - small section: 2" x 6 $\frac{1}{2}$ "
 - smallest section: 2" x 4"

To Order, Specify:

① Model Number Laminate - VST Veneer - VSV

- ② Worksurface Material (see page [VI3](#))
 - a.) TFL
 - b.) HPL
- ③ Laminate Color (see page [VI3](#))
 - a.) Worksurface Color
 - b.) Chassis Color
 - c.) Drawer Color

- ④ Edge Profile (see page [VI4](#))
- ⑤ Pull Style and Color (see page [VI5](#))
- ⑥ Optional Grommet Location & Color (see page [VI6](#))
- ⑦ Other Product Options (see page [VI10](#))
- ⑧ Accessories (see page [VS314](#))
- ⑨ Power and Data Options (see page [VS324](#))

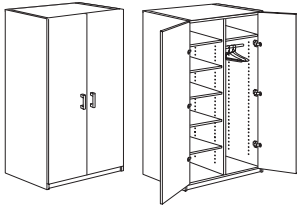
Description	D	W	H	CTN WT	CU FT	① Model	List Price Per Grade		
Laminate Box/File Mobile Pedestal with Cushion  <ul style="list-style-type: none"> locking available, specify and add \$83 list com ydg: 1 	17	15%	23	68	5	VST1617-21BFMPC	COM \$1,214 A \$1,256 B \$1,265 C \$1,290 D \$1,326 E \$1,358 F \$1,395 G \$1,438 H \$1,510 I \$1,538 J \$1,600 L1 \$1,495 L2 \$1,522		
	Essentials Veneer Box/File Mobile Pedestal with Cushion  <ul style="list-style-type: none"> locking available, specify and add \$83 list com ydg: 1 	17	15%	23	68	5	VSV1617-21BFMPC	COM \$1,914 A \$1,957 B \$1,965 C \$1,991 D \$2,026 E \$2,058 F \$2,095 G \$2,138 H \$2,217 I \$2,250 J \$2,318 L1 \$2,195 L2 \$2,227	
		Artisan Veneer Box/File Mobile Pedestal with Cushion  <ul style="list-style-type: none"> locking available, specify and add \$83 list com ydg: 1 	17	15%	23	68	5	VSV1617-21BFMPC	COM \$2,105 A \$2,152 B \$2,162 C \$2,189 D \$2,228 E \$2,264 F \$2,304 G \$2,352 H \$2,438 I \$2,474 J \$2,550 L1 \$2,414 L2 \$2,450

To Order, Specify:

① Model Number

② Fabric Selection: vendor, pattern, color

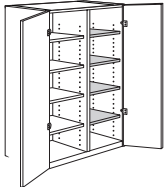
Visit www.jsifurniture.com/finishes-and-materials/textiles for our textiles program. See selection of standard and graded in manufacturers and patterns.

Description	D	W	H	CTN WT	CU FT	① Model	Laminate	Essentials Veneer	Artisan Veneer
 84" h Wardrobe	23%	35%	84	264	50	VST2436-84W	\$3,100		
	23%	35%	84	264	50	VSV2436-84W		\$4,599	\$5,060
	23%	29%	84	248	42	VST2430-84W	\$2,940		
	23%	29%	84	248	42	VSV2430-84W		\$4,162	\$4,578
	19%	35%	84	230	42	VST2036-84W	\$2,824		
	19%	35%	84	230	42	VSV2036-84W		\$4,369	\$4,805
	19%	29%	84	216	36	VST2030-84W	\$2,741		
	19%	29%	84	216	36	VSV2030-84W		\$3,956	\$4,347

- right side- chrome hanging bar with fixed shelf
- left side- three adjustable shelves; top shelf and shelf second from bottom fixed
- locking available, specify and add \$49 list

 72" h Wardrobe	23%	35%	72	226	43	VST2436-72W	\$2,694		
	23%	35%	72	226	43	VSV2436-72W		\$4,165	\$4,581
	23%	29%	72	212	36	VST2430-72W	\$2,472		
	23%	29%	72	212	36	VSV2430-72W		\$3,714	\$4,083
	19%	35%	72	197	36	VST2036-72W	\$2,422		
	19%	35%	72	197	36	VSV2036-72W		\$3,958	\$4,354
	19%	29%	72	185	31	VST2030-72W	\$2,348		
	19%	29%	72	185	31	VSV2030-72W		\$3,527	\$3,878

- right side- chrome hanging bar
- left side- three adjustable shelves; shelf second from bottom fixed
- locking available, specify and add \$49 list

 Hanging Bar to Shelves Conversion Kit			¾	18	2	VST1824SK	\$718		
			¾	18	2	VSV1824SK		\$884	\$972
			¾	15	2	VST1524SK	\$712		
			¾	15	2	VSV1524SK		\$869	\$956
			¾	16	2	VST1820SK	\$683		
			¾	16	2	VSV1820SK		\$841	\$923
			¾	14	2	VST1520SK	\$675		
			¾	14	2	VSV1520SK		\$828	\$912

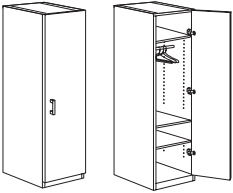
- four shelves
- VST1824SK or VSV1824SK- for VST2436-84W or VSV2436-84W and VST2436-72W or VSV2436-72W
- VST1524SK or VSV1524SK- for VST2430-84W or VSV2430-84W and VST2430-72W or VSV2430-72W
- VST1820SK or VSV1820SK- for VST2036-84W or VSV2036-84W and VST2036-72W or VSV2036-72W
- VST1520SK or VSV1520SK- for VST2030-84W or VSV2030-84W and VST2030-72W or VSV2030-72W

To Order, Specify:

① Model Number Laminate - VST Veneer - VSV

- ② Worksurface Material (see page [VI3](#))
 - a.) TFL
 - b.) HPL
- ③ Laminate Color (see page [VI3](#))
 - a.) Worksurface Color
 - b.) Chassis Color
 - c.) Drawer Color

- ④ Edge Profile (see page [VI4](#))
- ⑤ Pull Style and Color (see page [VI5](#))
- ⑥ Optional Grommet Location & Color (see page [VI6](#))
- ⑦ Other Product Options (see page [VI10](#))
- ⑧ Accessories (see page [VS314](#))
- ⑨ Power and Data Options (see page [VS324](#))

Description	D	W	H	CTN WT	CU FT	① Model	Laminate	Essentials Veneer	Artisan Veneer
 right shown	23%	17%	84	181	26	VST2418-84WR	\$2,073		
	23%	17%	84	181	26	VSV2418-84WR		\$3,691	\$4,060
	23%	17%	84	181	26	VST2418-84WL	\$2,073		
	23%	17%	84	181	26	VSV2418-84WL		\$3,691	\$4,060
	19%	17%	84	158	22	VST2018-84WR	\$1,973		
	19%	17%	84	158	22	VSV2018-84WR		\$3,506	\$3,860
	19%	17%	84	158	22	VST2018-84WL	\$1,973		
	19%	17%	84	158	22	VSV2018-84WL		\$3,506	\$3,860

- chrome hanging bar and fixed shelf at top
- one adjustable shelf and one fixed shelf 29" from cabinet floor
- locking available, specify and add \$42 list


Description	D	W	H	CTN WT	CU FT	① Model	Laminate	Essentials Veneer	Artisan Veneer
 right shown	23%	17%	72	155	23	VST2418-72WR	\$1,780		
	23%	17%	72	155	23	VSV2418-72WR		\$3,258	\$3,585
	23%	17%	72	155	23	VST2418-72WL	\$1,780		
	23%	17%	72	155	23	VSV2418-72WL		\$3,258	\$3,585
	19%	17%	72	135	19	VST2018-72WR	\$1,688		
	19%	17%	72	135	19	VSV2018-72WR		\$3,005	\$3,307
	19%	17%	72	135	19	VST2018-72WL	\$1,688		
	19%	17%	72	135	19	VSV2018-72WL		\$3,005	\$3,307

- chrome hanging bar at top
- one adjustable shelf and one fixed shelf 29" from cabinet floor
- locking available, specify and add \$42 list

Description	D	W	H	CTN WT	CU FT	① Model	Laminate	Essentials Veneer	Artisan Veneer
			¾	16	2	VST1624SK	\$565		
			¾	16	2	VSV1624SK		\$701	\$771
			¾	14	2	VST1620SK	\$545		
			¾	14	2	VSV1620SK		\$669	\$733

- two shelves
- VST1624SK or VSV1624SK- for VST2418-84WR/WL or VSV2418-84WR/WL and VST2418-72WR/WL or VSV2418-72WR/WL
- VST1620SK or VSV1620SK- for VST2018-84WR/WL or VSV2018-84WR/WL and VST2018-72WR/WL or VSV2018-72WR/WL


Description	D	W	H	CTN WT	CU FT	① Model	Laminate	Essentials Veneer	Artisan Veneer
84”h Storage Cabinet	23%	17%	84	137	26	VST2418-84HR	\$2,091		
	23%	17%	84	137	26	VSV2418-84HR		\$3,717	\$4,090
	23%	17%	84	137	26	VST2418-84HL	\$2,091		
	23%	17%	84	137	26	VSV2418-84HL		\$3,717	\$4,090
	19%	17%	84	120	22	VST2018-84HR	\$1,985		
	19%	17%	84	120	22	VSV2018-84HR		\$3,531	\$3,884
	19%	17%	84	120	22	VST2018-84HL	\$1,985		
	19%	17%	84	120	22	VSV2018-84HL		\$3,531	\$3,884



right shown

- one fixed shelf 29 1/2” from cabinet floor
- four adjustable shelves
- locking available, specify and add \$42 list

Description	D	W	H	CTN WT	CU FT	① Model	Laminate	Essentials Veneer	Artisan Veneer
72”h Storage Cabinet	23%	17%	72	165	23	VST2418-72HR	\$1,795		
	23%	17%	72	165	23	VSV2418-72HR		\$3,177	\$3,495
	23%	17%	72	165	23	VST2418-72HL	\$1,795		
	23%	17%	72	165	23	VSV2418-72HL		\$3,177	\$3,495
	19%	17%	72	144	19	VST2018-72HR	\$1,707		
	19%	17%	72	144	19	VSV2018-72HR		\$3,020	\$3,321
	19%	17%	72	144	19	VST2018-72HL	\$1,707		
	19%	17%	72	144	19	VSV2018-72HL		\$3,020	\$3,321



right shown

- one fixed shelf 29 1/2” from cabinet floor
- three adjustable shelves
- locking available, specify and add \$42 list

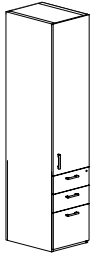
To Order, Specify:

① Model Number Laminate - VST Veneer - VSV

- ② Worksurface Material (see page [VI3](#))
 - a.) TFL
 - b.) HPL
- ③ Laminate Color (see page [VI3](#))
 - a.) Worksurface Color
 - b.) Chassis Color
 - c.) Drawer Color

- ④ Edge Profile (see page [VI4](#))
- ⑤ Pull Style and Color (see page [VI5](#))
- ⑥ Optional Grommet Location & Color (see page [VI6](#))
- ⑦ Other Product Options (see page [VI10](#))
- ⑧ Accessories (see page [VS314](#))
- ⑨ Power and Data Options (see page [VS324](#))

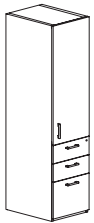
Description	D	W	H	CTN WT	CU FT	① Model	Laminate	Essentials Veneer	Artisan Veneer
84" h Box/Box/File Storage Cabinet	23%	17%	84	205	26	VST2418-84BBFTR	\$2,709		
	23%	17%	84	205	26	VSV2418-84BBFTR		\$4,337	\$4,778
	23%	17%	84	205	26	VST2418-84BBFTL	\$2,709		
	23%	17%	84	205	26	VSV2418-84BBFTL		\$4,337	\$4,778
	19%	17%	84	179	22	VST2018-84BBFTR	\$2,569		
	19%	17%	84	179	22	VSV2018-84BBFTR		\$4,117	\$4,536
	19%	17%	84	179	22	VST2018-84BBFTL	\$2,569		
	19%	17%	84	179	22	VSV2018-84BBFTL		\$4,117	\$4,536



right shown

- three adjustable shelves
- locking available, specify and add \$122 list

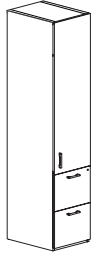
72" h Box/Box/File Storage Cabinet	23%	17%	72	177	23	VST2418-72BBFTR	\$2,502		
	23%	17%	72	177	23	VSV2418-72BBFTR		\$4,008	\$4,416
	23%	17%	72	177	23	VST2418-72BBFTL	\$2,502		
	23%	17%	72	177	23	VSV2418-72BBFTL		\$4,008	\$4,416
	19%	17%	72	154	19	VST2018-72BBFTR	\$2,375		
	19%	17%	72	154	19	VSV2018-72BBFTR		\$3,805	\$4,194
	19%	17%	72	154	19	VST2018-72BBFTL	\$2,375		
	19%	17%	72	154	19	VSV2018-72BBFTL		\$3,805	\$4,194



right shown

- two adjustable shelves
- locking available, specify and add \$122 list

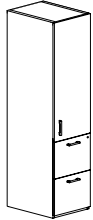
Description	D	W	H	CTN WT	CU FT	① Model	Laminate	Essentials Veneer	Artisan Veneer
84”h File/File Storage Cabinet	23%	17%	84	205	26	VST2418-84FFTR	\$2,700		
	23%	17%	84	205	26	VSV2418-84FFTR		\$4,321	\$4,762
	23%	17%	84	205	26	VST2418-84FFTL	\$2,700		
	23%	17%	84	205	26	VSV2418-84FFTL		\$4,321	\$4,762
	19%	17%	84	179	22	VST2018-84FFTR	\$2,562		
	19%	17%	84	179	22	VSV2018-84FFTR		\$4,105	\$4,523
	19%	17%	84	179	22	VST2018-84FFTL	\$2,562		
	19%	17%	84	179	22	VSV2018-84FFTL		\$4,105	\$4,523



right shown

- three adjustable shelves
- locking available, specify and add \$122 list

72”h File/File Storage Cabinet	23%	17%	72	177	23	VST2418-72FFTR	\$2,492		
	23%	17%	72	177	23	VSV2418-72FFTR		\$3,995	\$4,404
	23%	17%	72	177	23	VST2418-72FFTL	\$2,492		
	23%	17%	72	177	23	VSV2418-72FFTL		\$3,995	\$4,404
	19%	17%	72	154	19	VST2018-72FFTR	\$2,368		
	19%	17%	72	154	19	VSV2018-72FFTR		\$3,793	\$4,179
	19%	17%	72	154	19	VST2018-72FFTL	\$2,368		
	19%	17%	72	154	19	VSV2018-72FFTL		\$3,793	\$4,179



right shown

- two adjustable shelves
- locking available, specify and add \$122 list

To Order, Specify:

① Model Number Laminate - VST Veneer - VSV

- ② Worksurface Material (see page [VI3](#))
 - a.) TFL
 - b.) HPL
- ③ Laminate Color (see page [VI3](#))
 - a.) Worksurface Color
 - b.) Chassis Color
 - c.) Drawer Color
- ④ Edge Profile (see page [VI4](#))
- ⑤ Pull Style and Color (see page [VI5](#))
- ⑥ Optional Grommet Location & Color (see page [VI6](#))
- ⑦ Other Product Options (see page [VI10](#))
- ⑧ Accessories (see page [VS314](#))
- ⑨ Power and Data Options (see page [VS324](#))

Description	D	W	H	CTN WT	CU FT	① Model	Laminate	Essentials Veneer	Artisan Veneer
84" h Open Top, Box/Box/File Storage Cabinet	23%	17%	84	197	26	VST2418-84BBFO	\$2,614		
	23%	17%	84	197	26	VSV2418-84BBFO		\$4,186	\$4,612
	19%	17%	84	172	22	VST2018-84BBFO	\$2,483		
	19%	17%	84	172	22	VSV2018-84BBFO		\$3,974	\$4,381



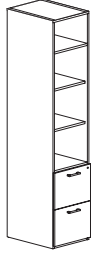
- two adjustable shelves, top shelf fixed
- box/box/file pedestal
- locking available, specify and add \$83 list

72" h Open Top, Box/Box/File Storage Cabinet	23%	17%	72	185	23	VST2418-72BBFO	\$2,410		
	23%	17%	72	185	23	VSV2418-72BBFO		\$3,857	\$4,253
	19%	17%	72	161	19	VST2018-72BBFO	\$2,284		
	19%	17%	72	161	19	VSV2018-72BBFO		\$3,662	\$4,036



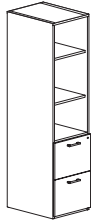
- two adjustable shelves
- box/box/file pedestal
- locking available, specify and add \$83 list

Description	D	W	H	CTN WT	CU FT	① Model	Laminate	Essentials Veneer	Artisan Veneer
84”h Open Top, File/File Storage Cabinet	23%	17%	84	197	26	VST2418-84FFO	\$2,598		
	23%	17%	84	197	26	VSV2418-84FFO		\$4,173	\$4,597
	19%	17%	84	172	22	VST2018-84FFO	\$2,463		
	19%	17%	84	172	22	VSV2018-84FFO		\$3,963	\$4,366



- two adjustable shelves, top shelf fixed
- file/file pedestal
- locking available, specify and add \$83 list

72”h Open Top, File/File Storage Cabinet	23%	17%	72	185	23	VST2418-72FFO	\$2,390		
	23%	17%	72	185	23	VSV2418-72FFO		\$3,847	\$4,236
	19%	17%	72	161	19	VST2018-72FFO	\$2,268		
	19%	17%	72	161	19	VSV2018-72FFO		\$3,651	\$4,023



- two adjustable shelves
- file/file pedestal
- locking available, specify and add \$83 list

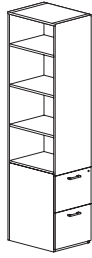
To Order, Specify:

① Model Number Laminate - VST Veneer - VSV

- ② Worksurface Material (see page [VI3](#))
 - a.) TFL
 - b.) HPL
- ③ Laminate Color (see page [VI3](#))
 - a.) Worksurface Color
 - b.) Chassis Color
 - c.) Drawer Color

- ④ Edge Profile (see page [VI4](#))
- ⑤ Pull Style and Color (see page [VI5](#))
- ⑥ Optional Grommet Location & Color (see page [VI6](#))
- ⑦ Other Product Options (see page [VI10](#))
- ⑧ Accessories (see page [VS314](#))
- ⑨ Power and Data Options (see page [VS324](#))

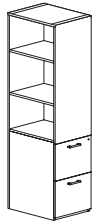
Description	D	W	H	CTN WT	CU FT	① Model	Laminate	Essentials Veneer	Artisan Veneer
84”h File/File Storage Cabinet with Side Access	23%	17%	84	197	26	VST2418-84FFSSTR	\$2,615		
	23%	17%	84	197	26	VSV2418-84FFSSTR		\$4,363	\$4,806
	23%	17%	84	197	26	VST2418-84FFSSTL	\$2,615		
	23%	17%	84	197	26	VSV2418-84FFSSTL		\$4,363	\$4,806
	19%	17%	84	172	22	VST2018-84FFSSTR	\$2,484		
	19%	17%	84	172	22	VSV2018-84FFSSTR		\$4,143	\$4,564
	19%	17%	84	172	22	VST2018-84FFSSTL	\$2,484		
	19%	17%	84	172	22	VSV2018-84FFSSTL		\$4,143	\$4,564



right shown

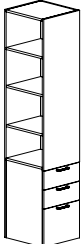
- two adjustable shelves, top shelf fixed
- file/file pedestal
- locking available, specify and add \$83 list

72”h File/File Storage Cabinet with Side Access	23%	17%	72	185	23	VST2418-72FFSSTR	\$2,410		
	23%	17%	72	185	23	VSV2418-72FFSSTR		\$4,026	\$4,435
	23%	17%	72	185	23	VST2418-72FFSSTL	\$2,410		
	23%	17%	72	185	23	VSV2418-72FFSSTL		\$4,026	\$4,435
	19%	17%	72	161	19	VST2018-72FFSSTR	\$2,284		
	19%	17%	72	161	19	VSV2018-72FFSSTR		\$3,820	\$4,212
	19%	17%	72	161	19	VST2018-72FFSSTL	\$2,284		
	19%	17%	72	161	19	VSV2018-72FFSSTL		\$3,820	\$4,212



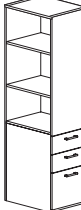
right shown

- two adjustable shelves
- file/file pedestal
- locking available, specify and add \$83 list

Description	D	W	H	CTN WT	CU FT	① Model	Laminate	Essentials Veneer	Artisan Veneer
84”h Box/Box/File Storage Cabinet with Side Access 	23%	17%	84	197	26	VST2418-84BBFSSTR	\$2,634		
	23%	17%	84	197	26	VSV2418-84BBFSSTR		\$4,376	\$4,820
	23%	17%	84	197	26	VST2418-84BBFSSTL	\$2,634		
	23%	17%	84	197	26	VSV2418-84BBFSSTL		\$4,376	\$4,820
	19%	17%	84	172	22	VST2018-84BBFSSTR	\$2,500		
	19%	17%	84	172	22	VSV2018-84BBFSSTR		\$4,156	\$4,578
	19%	17%	84	172	22	VST2018-84BBFSSTL	\$2,500		
	19%	17%	84	172	22	VSV2018-84BBFSSTL		\$4,156	\$4,578

right shown

- two adjustable shelves, top shelf fixed
- box/box/file pedestal
- locking available, specify and add \$83 list

72”h Box/Box/File Storage Cabinet with Side Access 	23%	17%	72	185	23	VST2418-72BBFSSTR	\$2,424		
	23%	17%	72	185	23	VSV2418-72BBFSSTR		\$4,038	\$4,450
	23%	17%	72	185	23	VST2418-72BBFSSTL	\$2,424		
	23%	17%	72	185	23	VSV2418-72BBFSSTL		\$4,038	\$4,450
	19%	17%	72	161	19	VST2018-72BBFSSTR	\$2,305		
	19%	17%	72	161	19	VSV2018-72BBFSSTR		\$3,834	\$4,227
	19%	17%	72	161	19	VST2018-72BBFSSTL	\$2,305		
	19%	17%	72	161	19	VSV2018-72BBFSSTL		\$3,834	\$4,227

right shown

- two adjustable shelves
- box/box/file pedestal
- locking available, specify and add \$83 list

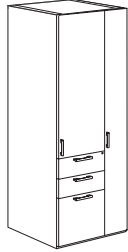
To Order, Specify:

① Model Number Laminate - VST Veneer - VSV

- ② Worksurface Material (see page [VI3](#))
 - a.) TFL
 - b.) HPL
- ③ Laminate Color (see page [VI3](#))
 - a.) Worksurface Color
 - b.) Chassis Color
 - c.) Drawer Color
- ④ Finish Color (see page [VI1](#))

- ④ Edge Profile (see page [VI4](#))
- ⑤ Pull Style and Color (see page [VI5](#))
- ⑥ Optional Grommet Location & Color (see page [VI6](#))
- ⑦ Other Product Options (see page [VI10](#))
- ⑧ Accessories (see page [VS314](#))
- ⑨ Power and Data Options (see page [VS324](#))

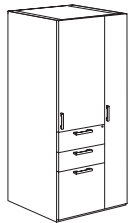
Description	D	W	H	CTN WT	CU FT	① Model	Laminate	Essentials Veneer	Artisan Veneer
84" h Box/Box/File Storage Wardrobe	23%	29%	84	311	42	VST2430-84WR	\$3,451		
	23%	29%	84	311	42	VSV2430-84WR		\$5,514	\$6,071
	23%	29%	84	311	42	VST2430-84WL	\$3,451		
	23%	29%	84	311	42	VSV2430-84WL		\$5,514	\$6,071
	19%	29%	84	271	36	VST2030-84WR	\$3,276		
	19%	29%	84	271	36	VSV2030-84WR		\$5,235	\$5,765
	19%	29%	84	271	36	VST2030-84WL	\$3,276		
	19%	29%	84	271	36	VSV2030-84WL		\$5,235	\$5,765



right shown


- box/box/file pedestal
- chrome hanging bar
- three adjustable shelves
- locking available, specify and add \$162 list

72" h Box/Box/File Storage Wardrobe	23%	29%	72	271	36	VST2430-72WR	\$3,238		
	23%	29%	72	271	36	VSV2430-72WR		\$5,178	\$5,702
	23%	29%	72	271	36	VST2430-72WL	\$3,238		
	23%	29%	72	271	36	VSV2430-72WL		\$5,178	\$5,702
	19%	29%	72	236	31	VST2030-72WR	\$3,074		
	19%	29%	72	236	31	VSV2030-72WR		\$4,917	\$5,415
	19%	29%	72	236	31	VST2030-72WL	\$3,074		
	19%	29%	72	236	31	VSV2030-72WL		\$4,917	\$5,415




right shown

- box/box/file pedestal
- chrome hanging bar
- two adjustable shelves
- locking available, specify and add \$162 list

Description	D	W	H	CTN WT	CU FT	① Model	Laminate	Essentials Veneer	Artisan Veneer
84”h Multi-File Storage Cabinet 	23%	29%	84	344	42	VST2430-84MFR	\$3,235		
	23%	29%	84	344	42	VSV2430-84MFR		\$5,635	\$6,210
	23%	29%	84	344	42	VST2430-84MFL	\$3,235		
	23%	29%	84	344	42	VSV2430-84MFL		\$5,635	\$6,210
	19%	29%	84	300	36	VST2030-84MFR	\$3,073		
	19%	29%	84	300	36	VSV2030-84MFR		\$5,349	\$5,894
	19%	29%	84	300	36	VST2030-84MFL	\$3,073		
	19%	29%	84	300	36	VSV2030-84MFL		\$5,349	\$5,894

right shown

- three adjustable shelves
- locking available, specify and add \$165 list

Description	D	W	H	CTN WT	CU FT	① Model	Laminate	Essentials Veneer	Artisan Veneer
72”h Multi-File Storage Cabinet 	23%	29%	72	331	36	VST2430-72MFR	\$3,154		
	23%	29%	72	331	36	VSV2430-72MFR		\$5,376	\$5,925
	23%	29%	72	331	36	VST2430-72MFL	\$3,154		
	23%	29%	72	331	36	VSV2430-72MFL		\$5,376	\$5,925
	19%	29%	72	288	31	VST2030-72MFR	\$2,991		
	19%	29%	72	288	31	VSV2030-72MFR		\$5,100	\$5,621
	19%	29%	72	288	31	VST2030-72MFL	\$2,991		
	19%	29%	72	288	31	VSV2030-72MFL		\$5,100	\$5,621

right shown

- two adjustable shelves
- locking available, specify and add \$165 list

To Order, Specify:

① Model Number Laminate - VST Veneer - VSV

- ② Worksurface Material (see page [V13](#))
 - a.) TFL
 - b.) HPL
- ③ Laminate Color (see page [V13](#))
 - a.) Worksurface Color
 - b.) Chassis Color
 - c.) Drawer Color
- ④ Edge Profile (see page [V14](#))
- ⑤ Pull Style and Color (see page [V15](#))
- ⑥ Optional Grommet Location & Color (see page [V16](#))
- ⑦ Other Product Options (see page [V110](#))
- ⑧ Accessories (see page [VS314](#))
- ⑨ Power and Data Options (see page [VS324](#))

Description	D	W	H	CTN WT	CU FT	① Model	Laminate	Essentials Veneer	Artisan Veneer
84" h Box/Box/Lateral File Storage Cabinet	23%	35%	84	335	50	VST2436-84BBFT	\$3,442		
	23%	35%	84	335	50	VSV2436-84BBFT		\$5,608	\$6,179
	23%	29%	84	322	42	VST2430-84BBFT	\$3,206		
	23%	29%	84	322	42	VSV2430-84BBFT		\$5,229	\$5,761
	19%	35%	84	292	42	VST2036-84BBFT	\$3,267		
	19%	35%	84	292	42	VSV2036-84BBFT		\$5,327	\$5,865
	19%	29%	84	281	36	VST2030-84BBFT	\$3,041		
	19%	29%	84	281	36	VSV2030-84BBFT		\$4,964	\$5,470

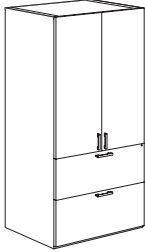


- three adjustable shelves
- locking available, specify and add \$165 list

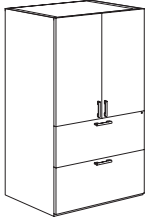
72" h Box/Box/Lateral File Storage Cabinet	23%	35%	72	285	43	VST2436-72BBFT	\$3,303		
	23%	35%	72	285	43	VSV2436-72BBFT		\$5,345	\$5,891
	23%	29%	72	271	36	VST2430-72BBFT	\$3,129		
	23%	29%	72	271	36	VSV2430-72BBFT		\$5,104	\$5,624
	19%	35%	72	248	36	VST2036-72BBFT	\$3,131		
	19%	35%	72	248	36	VSV2036-72BBFT		\$5,074	\$5,591
	19%	29%	72	236	31	VST2030-72BBFT	\$2,971		
	19%	29%	72	236	31	VSV2030-72BBFT		\$4,845	\$5,339



- two adjustable shelves
- locking available, specify and add \$165 list

Description	D	W	H	CTN WT	CU FT	① Model	Laminate	Essentials Veneer	Artisan Veneer
84”h File/File Lateral Storage Cabinet 	23%	35%	84	330	50	VST2436-84FFT	\$3,457		
	23%	35%	84	330	50	VSV2436-84FFT		\$5,629	\$6,201
	23%	29%	84	318	42	VST2430-84FFT	\$3,221		
	23%	29%	84	318	42	VSV2430-84FFT		\$5,247	\$5,780
	19%	35%	84	288	42	VST2036-84FFT	\$3,280		
	19%	35%	84	288	42	VSV2036-84FFT		\$5,343	\$5,889
	19%	29%	84	277	36	VST2030-84FFT	\$3,054		
	19%	29%	84	277	36	VSV2030-84FFT		\$4,981	\$5,489

- three adjustable shelves
- locking available, specify and add \$165 list

Description	D	W	H	CTN WT	CU FT	① Model	Laminate	Essentials Veneer	Artisan Veneer
72”h File/File Lateral Storage Cabinet 	23%	35%	72	281	43	VST2436-72FFT	\$3,319		
	23%	35%	72	281	43	VSV2436-72FFT		\$5,369	\$5,916
	23%	29%	72	266	36	VST2430-72FFT	\$3,148		
	23%	29%	72	266	36	VSV2430-72FFT		\$5,125	\$5,647
	19%	35%	72	245	36	VST2036-72FFT	\$3,150		
	19%	35%	72	245	36	VSV2036-72FFT		\$5,094	\$5,613
	19%	29%	72	232	31	VST2030-72FFT	\$2,984		
	19%	29%	72	232	31	VSV2030-72FFT		\$4,866	\$5,363

- two adjustable shelves
- locking available, specify and add \$165 list

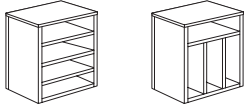
To Order, Specify:

① Model Number Laminate - VST Veneer - VSV

- ② Worksurface Material (see page [V13](#))
 - a.) TFL
 - b.) HPL
- ③ Laminate Color (see page [V13](#))
 - a.) Worksurface Color
 - b.) Chassis Color
 - c.) Drawer Color
- ④ Finish Color (see page [V11](#))

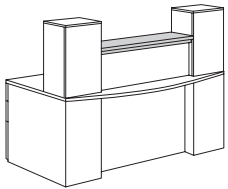
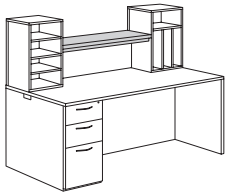
- ④ Edge Profile (see page [V14](#))
- ⑤ Pull Style and Color (see page [V15](#))
- ⑥ Optional Grommet Location & Color (see page [V16](#))
- ⑦ Other Product Options (see page [V110](#))
- ⑧ Accessories (see page [VS314](#))
- ⑨ Power and Data Options (see page [VS324](#))

Description	D	W	H	CTN WT	CU FT	① Model	Laminate	Essentials Veneer	Artisan Veneer
Storage Tower Insert	10 $\frac{1}{8}$ "	16"	24 $\frac{3}{4}$ "	18	6	VST2016ST	\$848		
Transaction Support Cabinet	10 $\frac{1}{8}$ "	16"	24 $\frac{3}{4}$ "	18	6	VSV2016ST		\$978	\$1,074



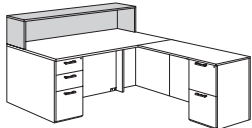
- support for transaction surfaces
- paper management slots can be configured horizontally or with three vertical slots
- can be used under storage overhead cabinet without cubbies

Description	D	W	H	CTN WT	CU FT	① Model	TFL Laminate	HPL Laminate	Essentials Veneer	Artisan Veneer
Transaction Surface Top	10 $\frac{1}{8}$ "	39 $\frac{3}{4}$ "	3"	21	5	VST1440TS	\$318	\$334		
	10 $\frac{1}{8}$ "	39 $\frac{3}{4}$ "	3"	21	5	VSV1440TS			\$394	\$433
	10 $\frac{1}{8}$ "	33 $\frac{3}{4}$ "	3"	17	5	VST1434TS	\$296	\$311		
	10 $\frac{1}{8}$ "	33 $\frac{3}{4}$ "	3"	17	5	VSV1434TS			\$368	\$405
	10 $\frac{1}{8}$ "	27 $\frac{3}{4}$ "	3"	13	5	VST1428TS	\$288	\$303		
	10 $\frac{1}{8}$ "	27 $\frac{3}{4}$ "	3"	13	5	VSV1428TS			\$356	\$392



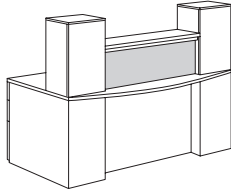
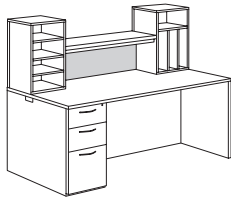
- top edge profile on user and approach sides
- long grain direction
- must be supported by two VST2016ST or VSV2016ST; see above
- VST1440TS or VSV1440TS sets on top of 72" desk or credenza top
- VST1434TS or VSV1434TS sets on top of 66" desk or credenza top
- VST1428TS or VSV1428TS sets on top of 60" desk or credenza top
- transaction trim panel available, see page VS299

Transaction Counter	13"	72"	17 $\frac{3}{16}$ "	87	9	VST1372TC	\$983	\$1,033		
	13"	72"	17 $\frac{3}{16}$ "	87	9	VSV1372TC			\$1,404	\$1,544
	13"	66"	17 $\frac{3}{16}$ "	79	8	VST1366TC	\$938	\$985		
	13"	66"	17 $\frac{3}{16}$ "	79	8	VSV1366TC			\$1,341	\$1,475



- VST1372TC or VSV1372TC coordinates with 72" worksurface
- VST1366TC or VSV1366TC coordinates with 66" worksurface
- back panel grain is horizontal

Description	D	W	H	CTN WT	CU FT	① Model	List Price
Transaction Trim Panel	¼	39½	12	5	2	VSB1240FTS	\$649
	¼	33½	12	5	2	VSB1234FTS	\$624
	¼	27½	12	4	2	VSB1228FTS	\$557



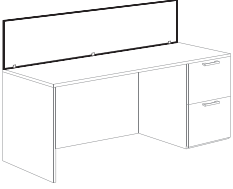
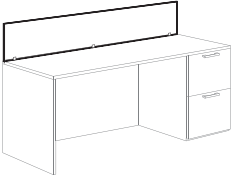
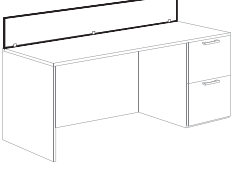
- frosted acrylic panel
- coordinates with two VST2016ST or VSV2016ST and transaction surface

To Order, Specify:




① Model Number Laminate - VST Veneer - VSV

- ② Worksurface Material (see page [V13](#))
 - a.) TFL
 - b.) HPL
- ③ Laminate Color (see page [V13](#))
 - a.) Worksurface Color
 - b.) Chassis Color
 - c.) Drawer Color
- ② Finish Color (see page [V11](#))

- ④ Edge Profile (see page [V14](#))
- ⑤ Pull Style and Color (see page [V15](#))
- ⑥ Optional Grommet Location & Color (see page [V16](#))
- ⑦ Other Product Options (see page [V10](#))
- ⑧ Accessories (see page [VS314](#))
- ⑨ Power and Data Options (see page [VS324](#))

Description	D	W	H	CTN WT	CU FT	① Model	List Price
	¼	71 ¼	15	7	3	VSB1572ASR	\$964
	¼	65 ¼	15	7	2	VSB1566ASR	\$896
	¼	59 ¼	15	6	2	VSB1560ASR	\$826
	¼	53 ¼	15	6	2	VSB1554ASR	\$759
	¼	47 ¼	15	6	2	VSB1548ASR	\$690
	¼	41 ¼	15	5	2	VSB1542ASR	\$625
	¼	35 ¼	15	5	1	VSB1536ASR	\$544
	¼	29 ¼	15	4	1	VSB1530ASR	\$479
	¼	23 ¼	15	4	1	VSB1524ASR	\$411
	¼	71 ¼	12	7	2	VSB1272ASR	\$796
	¼	65 ¼	12	7	2	VSB1266ASR	\$740
	¼	59 ¼	12	6	2	VSB1260ASR	\$683
	¼	53 ¼	12	6	2	VSB1254ASR	\$632
	¼	47 ¼	12	6	2	VSB1248ASR	\$576
	¼	41 ¼	12	5	2	VSB1242ASR	\$524
	¼	35 ¼	12	5	1	VSB1236ASR	\$456
	¼	29 ¼	12	4	1	VSB1230ASR	\$403
	¼	23 ¼	12	4	1	VSB1224ASR	\$349
	¼	71 ¼	9	6	2	VSB0972ASR	\$714
	¼	65 ¼	9	6	2	VSB0966ASR	\$665
	¼	59 ¼	9	5	2	VSB0960ASR	\$613
	¼	53 ¼	9	5	2	VSB0954ASR	\$569
	¼	47 ¼	9	5	1	VSB0948ASR	\$521
	¼	41 ¼	9	5	1	VSB0942ASR	\$474
	¼	35 ¼	9	4	1	VSB0936ASR	\$412
	¼	29 ¼	9	4	1	VSB0930ASR	\$366
	¼	23 ¼	9	4	1	VSB0924ASR	\$320

- frosted acrylic
- mounts to top of worksurface
- mounting hardware included
- field installed


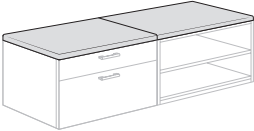
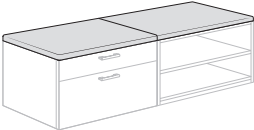
Description	D	W	H	CTN WT	CU FT	① Model	List Price Per Grade
23”d Bench Height Seat Cushions  <ul style="list-style-type: none"> • 1 ½" thick • com ydg: 1 ¼ 	23	36	1½	14	3	VSB2436CUSH	COM \$265 A \$318 B \$329 C \$361 D \$405 E \$445 F \$491 G \$545 H \$625 I \$648 J \$716 L1 \$618 L2 \$642
23”d Bench Height Seat Cushions  <ul style="list-style-type: none"> • 1 ½" thick • com ydg: 1 ¼ 	23	30	1½	12	2	VSB2430CUSH	COM \$252 A \$305 B \$316 C \$347 D \$392 E \$432 F \$478 G \$532 H \$611 I \$635 J \$703 L1 \$605 L2 \$628
23”d Bench Height Seat Cushions  <ul style="list-style-type: none"> • 1 ½" thick • com ydg: ¾ 	23	18	1½	7	2	VSB2418CUSH	COM \$202 A \$234 B \$241 C \$260 D \$286 E \$311 F \$338 G \$371 H \$418 I \$433 J \$474 L1 \$414 L2 \$429

To Order, Specify:

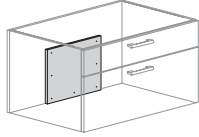
① Model Number

② Fabric Selection: vendor, pattern, color

Visit www.jsifurniture.com/finishes-and-materials/textiles for our textiles program. See selection of standard and graded in manufacturers and patterns.

Description	D	W	H	CTN WT	CU FT	① Model	List Price Per Grade		
17" d Bench Height Seat Cushions  <ul style="list-style-type: none"> • 1 ½" thick • com ydg: 1 ¼ 	17	36	1½	13	2	VSB1836CUSH	COM \$254 A \$307 B \$318 C \$349 D \$394 E \$434 F \$480 G \$534 H \$613 I \$637 J \$705 L1 \$607 L2 \$631		
	17" d Bench Height Seat Cushions  <ul style="list-style-type: none"> • 1 ½" thick • com ydg: 1 ¼ 	17	30	1½	11	2	VSB1830CUSH	COM \$248 A \$301 B \$312 C \$343 D \$387 E \$428 F \$474 G \$528 H \$607 I \$631 J \$698 L1 \$601 L2 \$624	
		17" d Bench Height Seat Cushions  <ul style="list-style-type: none"> • 1 ½" thick • com ydg: ¾ 	17	18	1½	6	1	VSB1818CUSH	COM \$201 A \$233 B \$240 C \$259 D \$285 E \$309 F \$337 G \$369 H \$417 I \$432 J \$473 L1 \$413 L2 \$428

Description	D	W	H	CTN WT	CU FT	① Model	List Price
Counterweights for Bench Height Units	¾	12	11 ¼	21	1	VSB20LB	\$260
	¾	12	6	11	1	VSB10LB	\$133



- counterweight for modular bench height cabinets
- attaches to inside back panel of cabinet
- field installed
- hardware included

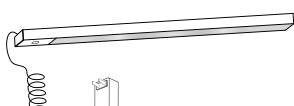
To Order, Specify:

① Model Number

② Fabric Selection: vendor, pattern, color

Visit www.jsifurniture.com/finishes-and-materials/textiles for our textiles program.

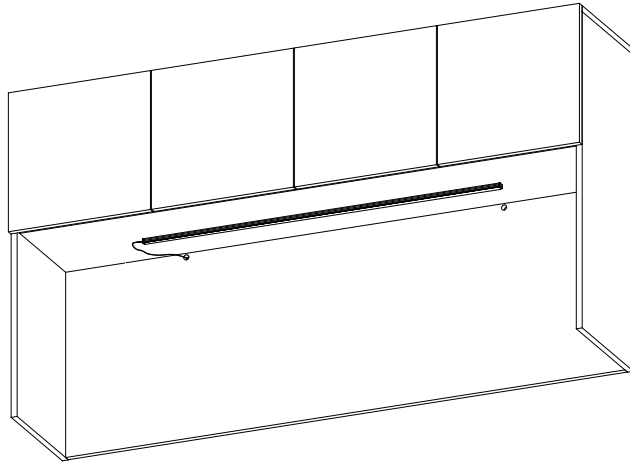
See selection of standard and graded in manufacturers and patterns.

Description	D	W	H	CTN WT	CU FT	① Model	List Price
	½	60	¾	3	1	TL60LEDF	\$348
	½	45	¾	3	1	TL45LEDF	\$299
	½	39	¾	3	1	TL39LEDF	\$265
	½	27	¾	3	1	TL27LEDF	\$231

- low profile LED tasklight
- toggle on and off switch
- 4000K cool white
- recommended tasklight length for each cabinet size; see chart on page [VS319](#)
- 13ft cord

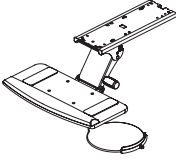
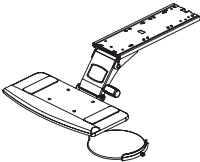
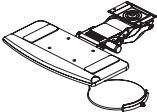
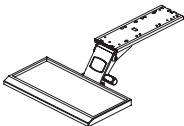

Tasklights

Tasklights are available for overhead cabinets. Specify separately. Grommet holes for wire management are 5/8" diameter for the LED tasklight. Refer to the chart to the right for the recommended tasklight length according to overhead cabinet width.

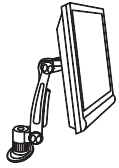


Overhead Width	Tasklight Model Number	Tasklight Length
96"	TL60LEDF	60"
90"	TL60LEDF	60"
84"	TL45LEDF	45"
78"	TL45LEDF	45"
72"	TL45LEDF	45"
66"	TL45LEDF	45"
60"	TL39LEDF	39"
54"	TL27LEDF	27"
48"	TL27LEDF	27"
42"	TL27LEDF	27"
36"	TL27LEDF	27"
30"	TL27LEDF	27"

To Order, Specify:
 ① Model Number

Description	D	W	H	CTN WT	CU FT	① Model	List Price
Articulating Keyboard Tray  <ul style="list-style-type: none"> • articulating keyboard tray- black color • mouse tray included • 16" glide track • easy one-handed adjustment; vertical range of motion of 5.1" below glide track • tray tilt range +10 degree to -20 degree • unit swivels side-to-side • tray size is 19.4" wide x 9.4" deep • tray includes palm rest • tray is made with recyclable high density polyethylene 	13	24	7	14	2	AK2	\$536
Articulating Keyboard Tray  <ul style="list-style-type: none"> • articulating keyboard tray- black color • mouse tray included • 17" glide track • easy one-handed adjustment; vertical range of motion of 8.9"; (6.5" below the glide track and an additional 2.38" above) • tray tilt range +10 degree to -20 degree • unit swivels side-to-side • tray size is 19.4" wide x 9.4" deep • tray includes palm rest • tray is made with recyclable high density polyethylene 	13	24	7	12	2	AK3	\$567
Articulating Keyboard Tray  <ul style="list-style-type: none"> • trackless articulating keyboard tray- black color • mouse tray included • use when depth under work surface for mounting is limited; minimum of 9.38" depth recommended • easy one-handed adjustment; vertical range of motion of 5.73 • tray tilt range +10 degree to -15 degree • unit swivels side-to-side • tray size is 19.4" wide x 9.4" deep • tray includes palm rest • tray is made with recyclable high density polyethylene 	11	23	3	11	2	AK5	\$552
Articulating Keyboard Tray  <ul style="list-style-type: none"> • trackless articulating keyboard tray- black color • mouse tray included • use when depth under work surface for mounting is limited; minimum of 9.38" depth recommended • easy one-handed adjustment; vertical range of motion of 5.73 • tray tilt range +10 degree to -15 degree • unit swivels side-to-side • tray size is 19.4" wide x 9.4" deep • tray includes palm rest • tray is made with recyclable high density polyethylene 	14	23	7	15	2	AK4	\$598
Keyboard Tray Mouse Pad  <ul style="list-style-type: none"> • adjusts for user comfort • 8" x 8" • for left or right hand operation • compatible with AK4 Keyboard Drawer only 	8	8	¼	2		MT4	\$201

Description	D	W	H	CTN WT	CU FT	❶ Model	List Price
Monitor Support Arm	12	6	17	9		AMA3B	\$666



- 360 degree swivel
- adjusts height, tilt and distance of monitor screen to user
- integrated cable management
- grommet and edge clamp mount included
- black finish
- monitor not included
- will fit monitors made to the VESA standard of 75 mm or 100 mm hole spacing in a square configuration

To Order, Specify:


❶ Model Number


❷ Fabric Selection: vendor, pattern, color

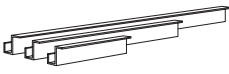
Visit www.jsifurniture.com/finishes-and-materials/textiles for our textiles program.


See selection of standard and graded in manufacturers and patterns.

Description	D	W	H	CTN WT	CU FT	① Model	List Price
-------------	---	---	---	-----------	----------	---------	------------

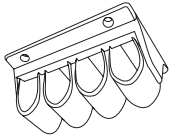
Vertical Wire Manager 	1½	1½	45	4	1	45VWM	\$135
	<ul style="list-style-type: none"> flexible, vertebrae-style construction field installed to bottom of worksurface with screws provided length can be adjusted by removing individual discs as required wire manager is 1½" dia weighted base is 4" dia black plastic 						

Wire Management Channel 	2½	36	1	4	4	36WC	\$82
	2½	24	1	3	3	24WC	\$74
	2½	12	1	2	2	12WC	\$64
	<ul style="list-style-type: none"> black plastic field installed with adhesive tape provided 						

Wire Management Trough 	2½	36	2½	3	3	36WCT	\$157
	2½	24	2½	3	3	24WCT	\$143
	2½	12	2½	2	2	12WCT	\$123
	<ul style="list-style-type: none"> black plastic field installed with screws provided 						

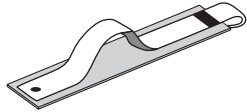
Wire Manager J-Channel 	1⅝	36	2⅜	1	1	36WJC	\$67
	1⅝	24	2⅜	1	1	24WJC	\$49
	1⅝	12	2⅜	1	1	12WJC	\$26
	<ul style="list-style-type: none"> black plastic field installed with adhesive tape provided mounts to edge of surface top 						

Description	D	W	H	CTN WT	CU FT	① Model	List Price
Cable Management Clip	2 3/8	3 3/4	1 5/8	1	1	0304CMC	\$56



- four retention loops
- field installed with screws provided
- mounts under surface
- black

Wire Management Velcro Straps (Set of 4)	1 3/4	3 1/2	1/4	1	1	04WVS	\$58
---	-------	-------	-----	---	---	--------------	-------------



- field installed with adhesive tape provided
- mounts under surface or on vertical panels
- black

To Order, Specify:

① Model Number

② Fabric Selection: vendor, pattern, color

Visit www.jsifurniture.com/finishes-and-materials/textiles for our textiles program.

See selection of standard and graded in manufacturers and patterns.

Description	D	W	H	CTN WT	CU FT	① Model	List Price
Mini Power and Data Tilt Up	4¼	5½		6	1	EC10	\$394



- fluid one touch tilt up access
- one power receptacle- 120 volt; 15 amp and one voice/data port
- data adapter kit provided to accept jacks from most port manufacturers (see page [VS326](#))
- accepts one Type 3 Telecom Jack (see page [VS325](#))
- 72" power cord with molded plug
- drop in field installation required
- UL listed component
- Black (B) or Silver (S) finish

Mini Power Tilt Up	4¼	5½		6	1	EC11	\$409
---------------------------	----	----	--	---	---	-------------	--------------



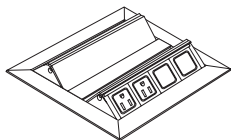
- fluid one touch tilt up access
- two power receptacles- 120 volt; 15 amp
- 72" power cord with molded plug
- drop in field installation required
- UL listed component
- Black (B) or Silver (S) finish

Mini Power and USB Tilt Up	4¼	5½		6	1	EC12	\$441
-----------------------------------	----	----	--	---	---	-------------	--------------

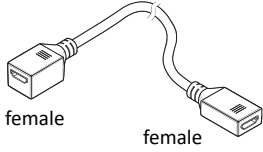
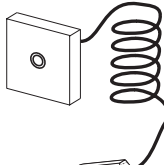
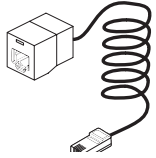

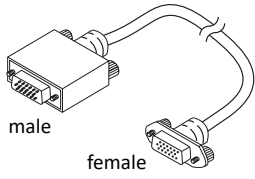
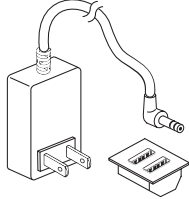
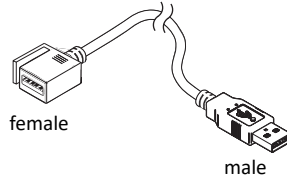


- fluid one touch tilt up access
- one power receptacle- 120 volt; one 20-watt USB-C+A
- 72" power cord with molded plug
- drop in field installation required
- UL listed component
- Black (B) or Silver (S) finish

Dual Power and Data Tilt Up	8	8¾		16	1	EC13	\$1,042
------------------------------------	---	----	--	----	---	-------------	----------------



- fluid one touch tilt up access
- back to back tilt sections
- four power receptacles (2 per side)- 120 volt; 15 amp with four openings for voice/data jacks (2 per side)
- data adapter kit provided to accept jacks from most port manufacturers
- accepts up to four Type 3 Telecom Jacks (see page [VS325](#))
- two 72" power cord with molded plug
- drop in field installation required
- cut out provided in top at specified location
- UL listed component
- available in Silver (S)

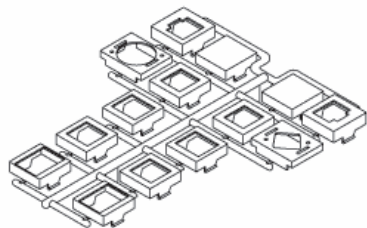
Description	D	W	H	CTN WT	CU FT	① Model	List Price
HDMI Connector  <ul style="list-style-type: none"> • HDMI coupler • 18" cord • female to female connection • for use in E10, EC11 and EC12 • uses data adapter kit CCC adapter plate 						TCP301	\$114
Mini Stereo Jack  <ul style="list-style-type: none"> • 3.5 mm Mini Stereo Jack • 10 foot cord • female to male connection • for use in E10, EC11 and EC12 • installs directly into unit without need of data adapter kit 						TCP302	\$58
Network Jack  <ul style="list-style-type: none"> • Cat5e RJ-45 Panduit Jack • Pre-terminated • 9 foot cord • 8-Pin • for use in EC10, EC11 and EC12 • uses data adapter kit FFF adapter plate 						TCP303	\$105
Voice Coupler  <ul style="list-style-type: none"> • AMP Category 3, RJ-11 • 6-Pin • connects to standard phone cord • for use in EC10, EC11 and EC12 • uses data adapter kit CCC adapter plate 						TCP304	\$43
Data Jack - VGA 15 Pin  <ul style="list-style-type: none"> • 120" M/F cable- female-to-male connection • 15 pin connections • provides electronic device to remove display connection • uses data adapter kit HHH adapter plate 						TCP305	\$141
Dual Powered Charging USB  <ul style="list-style-type: none"> • two USB-A connections for USB-powered devices and charging mobile electronics • 200MA (2 AMP) charging power per USB port • black or white option • for use in EC10 • installs directly into unit without need of data adapter kit 						TCP306	\$180
3.0 USB Connector  <ul style="list-style-type: none"> • 3.0 USB coupler • 10 foot cord • male to female connection • for use in EC9, EC10, EC13 and EC15 • data transfer port- no USB charging capability • data transfer speed up to 5gbs/sec • uses data adapter kit CCC adapter plate 						TCP307	\$98

To Order, Specify:
 ① Model Number

Data Adapter Applications

Data adapter kits ship with each power and data unit.


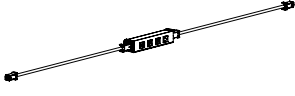
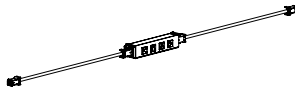
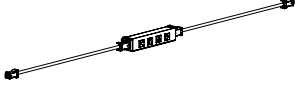


Adapter plates are marked on the back with letter designators to indicate the data jack manufacturer, series and style. Websites are listed below for quick reference to verify data jack series or style.



Included with EC10

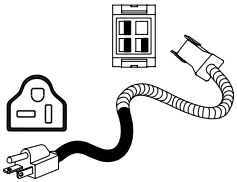
NOTE: Verify fit of data jack in adapter before ordering large quantities as manufacturer designs may change without notice.

Adapter	Manufacturer	Website
AA	Uniprise/Systimax/Avaya	www.uniprisesolutions.com
BB	Tyco SL and 100 Connect Series Modular Jacks	www.ampconnect.com
BB	Siemon Keystone Style	www.siemon.com
BB	Allen Tel Versa Tap Series	www.allentel.com
BB	Leviton Quick Port® Series	www.leviton.com
BB	Nordx Keystone Style	www.nordx.com
CC	Tyco SL Coupler Series	www.ampconnect.com
CC	Krone 6000 Series	www.adc.com
CC	Hubbell Xcelerator™ Keystone Series	www.hubbell.com
DD	Blank (no coupler/jack)	
EE	Ortronics TracJack Series	www.ortronics.com
FF	Panduit Mini-Com Series	www.panduit.com
GG	Microphone jack/3-pin XLR, solder type only	
HH	Video Monitor jack/DB-15, panel mount solder style	

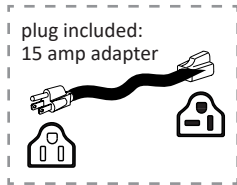
Description	D	W	H	CTN WT	CU FT	① Model	List Price
72" Power Link Kits - Circuit 1  <ul style="list-style-type: none"> • use with 72" tables • 72" plug power infeed required, sold separately • 20 amps/110 volts max • Circuit 1 • kit includes, undermount power with 4 outlets, jumpers, mounting brackets with screws, clamps & loop cable with black mesh 						ECAH-72UP-1	\$949
72" Power Link Kits - Circuit 2  <ul style="list-style-type: none"> • use with 72" tables • 72" plug power infeed required, sold separately • 20 amps/110 volts max • Circuit 2 • kit includes, undermount power with 4 outlets, jumpers, mounting brackets with screws, clamps & loop cable with black mesh 						ECAH-72UP-2	\$949
66" Power Link Kits - Circuit 1  <ul style="list-style-type: none"> • use with 66" tables • 72" plug power infeed required, sold separately • 20 amps/110 volts max • Circuit 1 • kit includes, undermount power with 4 outlets, jumpers, mounting brackets with screws, clamps & loop cable with black mesh 						ECAH-66UP-1	\$932
66" Power Link Kits - Circuit 2  <ul style="list-style-type: none"> • use with 66" tables • 72" plug power infeed required, sold separately • 20 amps/110 volts max • Circuit 2 • kit includes, undermount power with 4 outlets, jumpers, mounting brackets with screws, clamps & loop cable with black mesh 						ECAH-66UP-2	\$932
60" Power Link Kits - Circuit 1  <ul style="list-style-type: none"> • use with 60" tables • 72" plug power infeed required, sold separately • 20 amps/110 volts max • Circuit 1 • kit includes, undermount power with 4 outlets, jumpers, mounting brackets with screws, clamps & loop cable with black mesh 						ECAH-60UP-1	\$913
60" Power Link Kits - Circuit 2  <ul style="list-style-type: none"> • use with 60" tables • 72" plug power infeed required, sold separately • 20 amps/110 volts max • Circuit 2 • kit includes, undermount power with 4 outlets, jumpers, mounting brackets with screws, clamps & loop cable with black mesh 						ECAH-60UP-2	\$913

To Order, Specify:
 ① Model Number

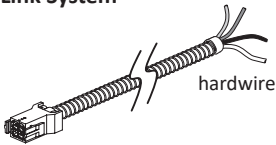
Description	D	W	H	CTN WT	CU FT	① Model	List Price
3 Prong Plug - 110 Power Infeed for Link System		72		1	1	EC-PI-L-72-A	\$280



- 72" plug power infeed
- 20 amps/110 volts max
- 3 prong plug- 15 amp adapter plug
- single circuit use only
- use in conjunction with other link electrical items



Hardwire Power Infeed for Link System		72		1	1	EC-PI-L-72-H	\$182
--	--	----	--	---	---	---------------------	--------------



- 72" hardwire power infeed
- 20 amps/120 volts max
- single or two circuit
- electrical contractor responsible for connection to building power source
- use in conjunction with other link electrical items

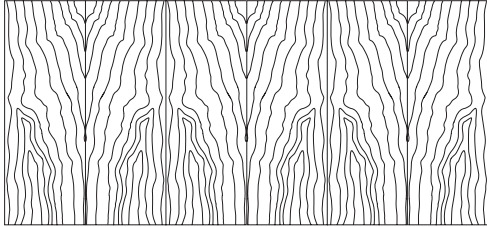
Vision Conference Product Information



Vision Conference Product Information

Exterior Wood Materials

Exterior surfaces are made from the finest selected veneers to achieve clarity and consistency in the Vision Veneer product line. To attain a pleasing, symmetrical pattern, all cherry, maple, walnut veneers in Vision Veneer are book-matched. All exterior solid lumber is matched to coordinate with the veneer.

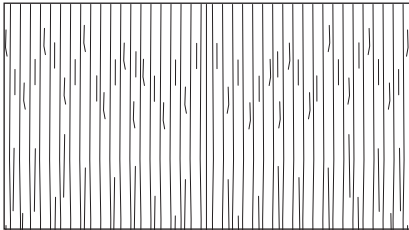


Book-Matched Example

Alternating pieces of veneer are flipped over so they face each other like the pages within a book

Vision Veneer is available in flat cut cherry, maple, walnut and black oak veneer. A wide range of wood stains have been formulated to enhance the beauty of the veneer.

Double Cut veneer is another choice on Vision Veneer product. This veneer is a processed product that has at least two cuttings to create the final veneers. These cuts of veneer strands are dyed and layered into a block to create variation of patterns from a very tight grain pattern to an exotic figure grain pattern. The diagram below show the tight pattern used on Vision Veneer. Use the appropriate pricing column when specifying Double Cut veneer.



Solid painted finishes on MDF are also offered to provide an accent to the Vision Veneer product.

Work Surface Construction

Tops are 3-ply balanced construction, 1 3/8" thick with solid matching hardwood edges. Surfaces are available in wood veneer or high pressure laminate. No additional charge for using our coordinating high pressure laminate with a veneer grain pattern with finish wood edges.

Finish - Stain/Colors

We offer a variety of wood stains and paint colors on Vision Veneer. Please see the chart below. Samples are available upon request.

ESS Essentials Veneer Collection

BRK	Brickdust	MIN	Mineral
CSK	Cask	MCH	Mocha
CLY	Clay	OBK	Outback
FAW	Fawn	PIL	Pilsner
FLX	Flax	SIE	Sienna
FLN	Flint	TRF	Truffle
LOF	Loft	UMB	Umber
MES	Mesa	VAL	Valley

ART Artisan Veneer Collection

BAR	Barrel	RAV	Raven
BUF	Buff	RYE	Rye
CND	Cinder	SAB	Sable
EGR	Egret	SAD	Saddle

Protective Top Coat

DuraTex™ offers exceptional hardness along with abrasion and impact resistance, it has been formulated to eliminate hazardous and harmful gases that are normally associated with wood finish.

DuraTex™ Features

Safety- Significantly reduces hazardous formaldehyde emissions which help improve the quality of the of the indoor air we breathe. Quality- Developed to be tough and durable with special attention to appearance. The DuraTex™ finish preserves the natural beauty of wood. Durability- Designed to meet a wide range of demanding performance and environmental standards to withstand even the highest wear and tear.

Laminate Tops on Veneer

Work surface only, no additional upcharge if Vision Veneer's coordinating wood grain laminate is specified. Contact Customer Service for any other laminate request. Listed below are finishes that have coordinating wood grain HPL laminates.

ESS Essentials Veneer

BRK	Brickdust	MIN	Mineral
CSK	Cask	MCH	Mocha
CLY	Clay	OBK	Outback
FAW	Fawn	PIL	Pilsner
FLN	Flint	UMB	Umber
LOF	Loft	VAL	Valley
MES	Mesa		

ART Artisan Veneer

EGR	Egret
-----	-------

Vision Conference Product Information

Laminates

Vision Laminate features TFL (thermally fused laminate) chassis and components. Worksurfaces are available in a HPL (high pressure laminate) or in the TFL surface, when indicated by the pricing column.

Edges of the worksurface are impact resistant (PVC) on TFL and HPL tops. The laminate is offered in 19 wood grain patterns and 7 solid colors. The wood grain laminate features an embossed grain to hide finger prints and light scratches. The solid laminate is smooth to the touch with a semi-matte finish. All Vision Laminate products are indoor-air certified by GreenGuard.

The chart below lists the laminates available on the Vision product.

TFL - HPL Wood Grain Pattern Laminates

BEL Belair	MIN Mineral
BRK Brickdust	MCH Mocha
CSK Cask	OBK Outback
CLY Clay	PIL Pilsner
EGR Egret	PIN Pinnacle Walnut
FAW Fawn	UMB Umber
FLN Flint	VAL Valley
FLO Florence Walnut	WLH Walnut Heights
LOF Loft	WEA Weathered Ash
MES Mesa	

TFL - HPL Solid Laminates

ALB Alabaster	SHD Shadow
BLK Black	SLG Slate Grey
BBL Bridal Blanco	ZEN Zen Grey
DWH Designer White	

Top Surfaces (Conference Tops and Credenza Tops)

Tops have a 3-ply balanced construction. Tops are 1 3/16" thick with coordinating PVC edges.

Conference Tops feature 3mm PVC edges on all sides and are available in HPL. Limited sizes available in TFL, see individual models.

Credenza Tops feature 3mm PVC edges on the user side only. Remaining edges are banded with 1mm PVC which allows for a seamless appearance when units are mated end-to-end or back-to-back.

TFL features on Conference Top Surfaces*

- fused to the 45 pound density substrate of the top for a durable wear resistance surface
- tops are laminated on both sides
- available in all the wood grain and solid patterns

HPL features on Conference Top Surfaces*

- bonded layers create a durable wear resistant surface
- tops are 3-ply balanced construction
- matched to the TFL wood grain and solid patterns

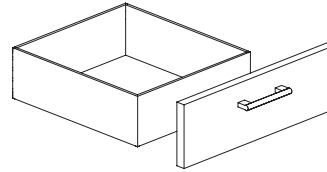
Case Construction

Outside panels are 3/4" and joined together with dowels reinforced with screws, and metal fasteners for increased stability. Tops are secured to the chassis with screws through pre-bored stretcher rails and pocket holes.

Cabinet doors have 110° swing hinges to allow adequate access into the interior of the cabinet.

Drawers

The unidirectional V- Fold drawer box is a durable miter-fold drawer structure which is glued and doweled. The 1/2" thick drawer sides are wrapped in a high grade maple vinyl, with an attached front. The drawer front is attached to the four sided box.



Optional four corner dovetailed wood drawers are available. Specify and add 10% per unit.

Drawer Suspension

High quality black drawer suspension carries a lifetime warranty. File and box drawers have 100% full extension with over travel. Slides feature steel ball bearings for longer wear and positive, cushioned in/out stops.

Locking

All free standing credenzas, and bench height credenza offer optional pedestal locking.

When locks are ordered, units are shipped randomly keyed as standard. Key alike units are available upon request for no additional charges. Removable cores for in-field re-keying are standard.

Product Modification

Wood Drawers

Four corner dovetailed wood drawers must be specified at the time of order placement. There is a 10% upcharge added to the list of each item.

Special Construction

Vision Veneer offers large offering to create many types of configuration. Contact Customer Service if you are having trouble with finding the right units to complete the desired configuration. Requests need to be approved by JSI engineering.

Finish Sheen

All veneer finishes are standard in 35-sheen, with the exception of Raven. Raven is only offered in 15-sheen. All other finishes are available in 15-sheen, see standard modifications page [V140](#).

Custom/Special Finishes

JSI, upon request, will accommodate special finishes. A written request is required to proceed with custom finish orders. A sample reference is required for first-time matches and must be included with the written request.

There is a one-time charge of **\$384 list per order** for any non-standard wood finish.

Orders will be entered noting the special finish. A sample match will be provided to the customer. Written approval is needed before the finish process can be started. Delays in approval may have an impact on lead times.

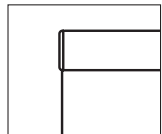
Every effort will be made to create the requested match; however, an acceptable match may not be possible because of natural variations of wood. These natural variations can also cause minor differences in the final finish product.

Use standard pricing and option pricing for each line item with a special finish, unless additional modifications have been specified. For items available in both Essential and Artisan veneers, apply the Essentials pricing.

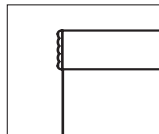
Vision Conference Product Information

Veneer

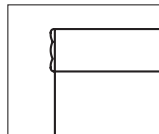
Top Edge Profile



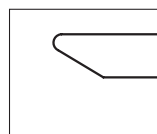
Eased (R3)



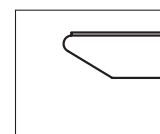
Reeded (H3)



Transitional (C3)



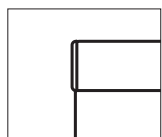
Reverse Knife (RK)



Reverse Knife (RK)
with veneer/ laminate top

These veneer finishes are available in all all edges:

Brickdust, Cask, Clay, Flax, Flint, Loft, Mesa, Mocha, Outback, Pilsner, Raven, Sienna, Truffle and Umber.



Eased (R3)

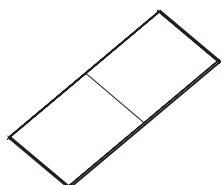
These select veneer finishes are only available with the Eased edge:

Fawn, Mineral, Valley, Barrel, Buff, Cinder, Egret, Rye, Sable and Saddle.

Veneer Top Shapes - size- base requirement- seating capacity

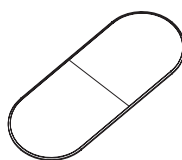
top sizes 108" through 192" are 2 pieces

top sizes above 192" are 3 pieces



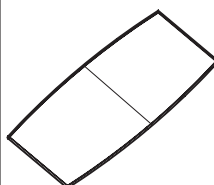
rectangular

264" x 60"	4 bases	seats 24
240" x 60"	4 bases	seats 22
216" x 60"	4 bases	seats 20
192" x 60"	3 bases	seats 18
264" x 54"	4 bases	seats 22
240" x 54"	4 bases	seats 20
216" x 54"	4 bases	seats 18
192" x 54"	3 bases	seats 16
264" x 48"	4 bases	seats 22
240" x 48"	4 bases	seats 20
216" x 48"	4 bases	seats 18
192" x 48"	3 bases	seats 16
168" x 48"	3 bases	seats 14
144" x 48"	3 bases	seats 12
120" x 48"	2-3* bases	seats 8
120" x 42"	2-3* bases	seats 8
108" x 42"	2 bases	seats 8
96" x 48"	2 bases	seats 8
96" x 42"	2 bases	seats 8
84" x 42"	2 bases	seats 8
72" x 36"	2 bases	seats 6



racetrack

264" x 60"	4 bases	seats 24
240" x 60"	4 bases	seats 22
216" x 60"	4 bases	seats 20
192" x 60"	3 bases	seats 18
264" x 54"	4 bases	seats 22
240" x 54"	4 bases	seats 20
216" x 54"	4 bases	seats 18
192" x 54"	3 bases	seats 16
264" x 48"	4 bases	seats 22
240" x 48"	4 bases	seats 20
216" x 48"	4 bases	seats 18
192" x 48"	3 bases	seats 16
168" x 48"	3 bases	seats 14
144" x 48"	3 bases	seats 12
120" x 48"	2-3* bases	seats 8
120" x 42"	2-3* bases	seats 8
108" x 42"	2 bases	seats 8
96" x 48"	2 bases	seats 8
96" x 42"	2 bases	seats 8
84" x 42"	2 bases	seats 8
72" x 36"	2 bases	seats 6



boat

264" x 60"	4 bases	seats 22
240" x 60"	4 bases	seats 20
216" x 60"	4 bases	seats 18
192" x 60"	3 bases	seats 16
264" x 54"	4 bases	seats 22
240" x 54"	4 bases	seats 20
216" x 54"	4 bases	seats 18
192" x 54"	3 bases	seats 16
264" x 48"	4 bases	seats 22
240" x 48"	4 bases	seats 20
216" x 48"	4 bases	seats 18
192" x 48"	3 bases	seats 16
168" x 48"	3 bases	seats 14
144" x 48"	3 bases	seats 12
120" x 48"	2-3* bases	seats 8
120" x 42"	2-3* bases	seats 8
108" x 42"	2 bases	seats 8
96" x 48"	2 bases	seats 8
96" x 42"	2 bases	seats 8
84" x 42"	2 bases	seats 8
72" x 36"	2 bases	seats 6



round*

60" dia.	seats 6
54" dia.	seats 6
48" dia.	seats 4
42" dia.	seats 4
36" dia.	seats 3
30" dia.	seats 3

*requires 1 base



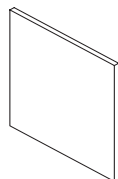
square*

60" sq.	seats 8
54" sq.	seats 6
48" sq.	seats 4
42" sq.	seats 4
36" sq.	seats 4
30" sq.	seats 4

*requires 1 base

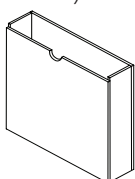
* When ordering bases for 120" x 48" and 120" x 42" size tops, three (3) bases are required for Panel and Rectangle bases, two (2) bases are required for all other.

Veneer Table Base (units with access panel in the base for wire management are available, order this feature with the appropriate model number.)



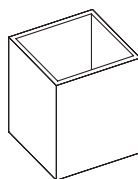
panel base

36", 30" and 24" width



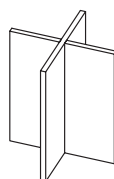
rectangle base

36", 30" and 24" width



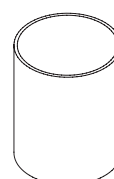
square base

30", 24" and 18" width



cross base

30", 24" and 18" width



round base

24", 20" and 18" dia.



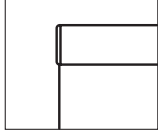
half-round base

24", 20" and 18" dia.

Vision Conference Product Information

Laminate

Top Edge Profile



Eased (R3)

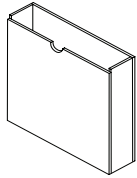
Laminate Top Shapes - size- base requirement- seating capacity

Note size 120" and above are two piece tops.

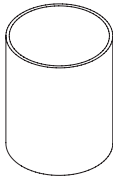
rectangular	racetrack	boat	round*
144" x 48" 3 bases seats 12 120" x 48" 2-3* bases seats 8 96" x 48" 2 bases seats 8 96" x 42" 2 bases seats 8 84" x 42" 2 bases seats 6 72" x 36" 2 bases seats 6	144" x 48" 3 bases seats 12 120" x 48" 2-3* bases seats 8 96" x 48" 2 bases seats 8 96" x 42" 2 bases seats 8 84" x 42" 2 bases seats 6 72" x 36" 2 bases seats 6	144" x 48" 3 bases seats 12 120" x 48" 2-3* bases seats 8 96" x 48" 2 bases seats 8 96" x 42" 2 bases seats 8 84" x 42" 2 bases seats 6 72" x 36" 2 bases seats 6	60" dia. Seats 6 54" dia. Seats 6 48" dia. Seats 4 42" dia. Seats 4 36" dia. Seats 4 30" dia. Seats 4
			*requires 1 base

* When ordering bases for 120" x 48" size tops, two (2) Round bases are required, three (3) bases are required for Elliptical and Rectangle.


Laminate Table Base



rectangular base
24" width includes base access panel



round base
18" dia and 24" dia includes base access panel



ellipse base
9" x 24" includes base access panel

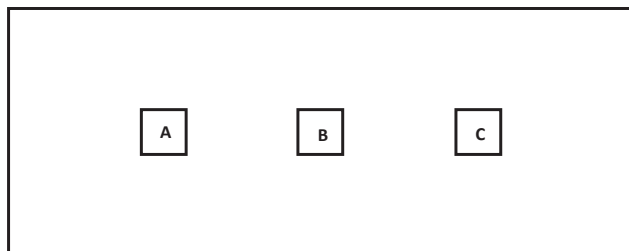
Vision Conference Product Information

Electrical Locations

Conference tops are set up with standard locations, dependant upon the size of worksurface. For custom locations, contact customer service for approval of location and add clearance of base intended to use with.

Specify location and size of cut out specific to the electrical unit intended to use with. Next, reference electrical/base location chart to ensure space for electrical unit above base.

1 Pc Conference Top : widths of 72", 84" or 96"



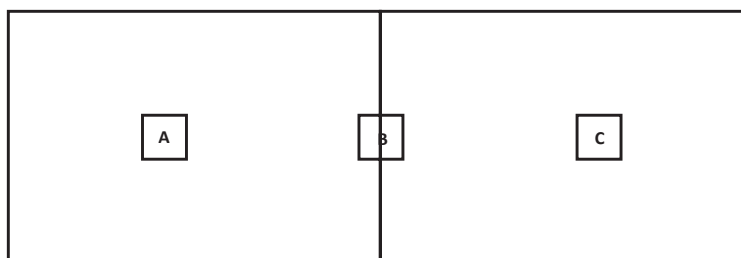
Location A	Location B	Location C
EC13	EC13	EC13
EC23	EC23	EC23
	EC57	

	72					84					96				
	Location A,C		Location B			Location A,C		Location B			Location A,C		Location B		
	EC23	EC13	EC23	EC13	EC57	EC23	EC13	EC23	EC13	EC57	EC23	EC13	EC23	EC13	EC57
Square	X	X	X	X	X	X	X	X	X	X	X	X	X	X	X
Round	X	X	X	X		X	X	X	X	X	X	X	X	X	X
Cross			X	X	X			X	X	X			X	X	X
Half Round			X	X	X			X	X	X			X	X	X
Panel	X	X	X	X	X	X	X	X	X	X	X	X	X	X	X
Rectangular Panel			X	X	X			X	X	X			X	X	X
Ellipse			X*	X*	X*			X*	X*	X*			X*	X*	X*

X* ONLY ON 54" AND 60"

* ONLY AVAILABLE ON LAMINATE

2 Pc Conference Top : widths of 108" or 120"



Location A	Location B	Location C
EC13	EC13	EC13
EC23	EC23	EC23
	EC57	

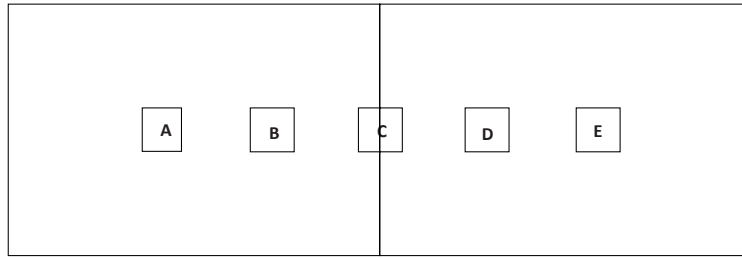
	108					120				
	Location A,C		Location B			Location A,C		Location B		
	EC23	EC13	EC23	EC13	EC57	EC23	EC13	EC23	EC13	EC57
Square	X	X	X	X	X	X	X	X	X	X
Round	X	X	X	X	X	X	X	X	X	X
Cross			X	X	X			X	X	X
Half Round			X	X	X			X	X	
Panel	X	X				X	X			
Rectangular Panel			X	X	X	X	X			
Ellipse						X*				

X* ONLY ON 54" AND 60"

* ONLY AVAILABLE ON LAMINATE

Vision Conference Product Information

2 Pc Conference Top : widths of 144", 168", or 192"



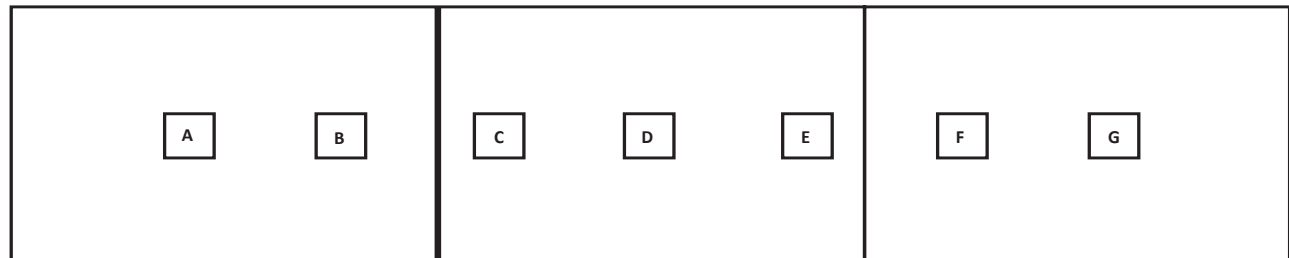
Location A	Location B	Location C	Location D	Location E
EC13	EC13	EC13	EC13	EC13
EC23	EC23	EC23	EC23	EC23
	EC57	EC57	EC57	

	144						168						192									
	Location A,E		Location B,D			Location C	Location A,E		Location B,D			Location C	Location A,E		Location B,D			Location C				
	EC23	EC13	EC23	EC13	EC57	EC23	EC13	EC23	EC13	EC23	EC13	EC57	EC23	EC13	EC23	EC13	EC23	EC13	EC57	EC23	EC13	
Square	X	X	X	X	X	X	X	X	X	X	X	X	X	X	X	X	X	X	X	X	X	X
Round	X	X	X	X		X	X	X	X	X	X	X	X	X	X	X	X	X	X	X	X	X
Cross			X	X	X					X	X	X						X	X	X		
Half Round			X	X	X	X	X			X	X	X	X	X			X	X	X	X	X	X
Panel	X	X	X	X	X			X	X	X	X	X			X	X	X	X	X			
Rectangular Panel	X	X	X	X	X	X		X	X	X	X	X	X		X	X	X	X	X	X		
Ellipse	X*		X*	X*	X*																	

X* ONLY ON 54" AND 60"

* ONLY AVAILABLE ON LAMINATE

3 Pc Conference Top : widths of 216", 240", or 264"

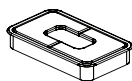


Location A	Location B	Location C	Location D	Location E	Location F	Location G
EC13	EC13	EC13	EC57	EC13	EC13	EC13
EC23	EC23	EC23		EC23	EC23	EC23
	EC57	EC57				

	216						240						264								
	Location A,C,E,G		Location B,F			Location D	Location A,C,E,G		Location B,F			Location D	Location A,C,E,G		Location B,F			Location D			
	EC23	EC13	EC23	EC13	EC57	EC57	EC23	EC13	EC23	EC13	EC57	EC57	EC23	EC13	EC23	EC13	EC57	EC57			
Square	X	X	X	X	X	X	X	X	X	X	X	X	X	X	X	X	X	X	X	X	X
Round	X	X	X		X	X	X	X	X	X	X	X	X	X	X	X	X	X	X	X	X
Cross					X	X					X	X							X	X	
Metal X					X	X					X	X							X	X	
Half Round			X	X	X	X			X	X	X	X			X	X	X	X	X	X	
Panel	X	X			X	X	X	X			X	X	X	X	X	X			X	X	
Rectangular Panel	X				X		X	X			X	X	X	X					X	X	
Ellipse																					

Vision Conference Product Information

Grommets



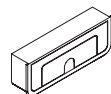
Worksurface Grommet

Standard worksurface grommet are indicated on specific model **add \$53** list per location. For custom locations, contact customer service for approval of location and **add \$118** list per location.

Grommet color must be specified, select Matte Black or Arctic Silver.

Arctic Silver (ASL)

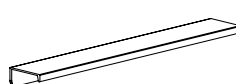

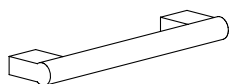
Matte Black (MBK)



Chassis End/Back Panel Grommet

Chassis grommets, consisting of back and end panels, are dependant on model, which is indicated on pricing pages. Due to the nature of wire management grommets are selected for the complete chassis. Upcharge varies per model.

Drawer Pull Style and Color Options



Bar
Matte Black MBK
Polished Nickel PNK

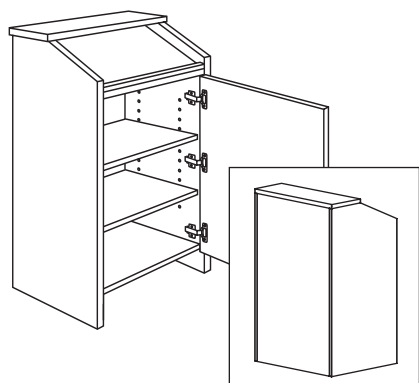
Sweep
Matte Black MBK
Matte Nickel MNK

Delve
Aged Bronze ABZ
Arctic Silver ASL
Chrome CHR
Gold GLD
Matte Black MBK
Pewter PEW
Soft Bronze SBZ
Soft Nickel SNK

Prospect
Aged Bronze ABZ
Arctic Silver ASL
Gold GLD
Matte Black MBK
Pewter PEW
Soft Bronze SBZ
Soft Nickel SNK

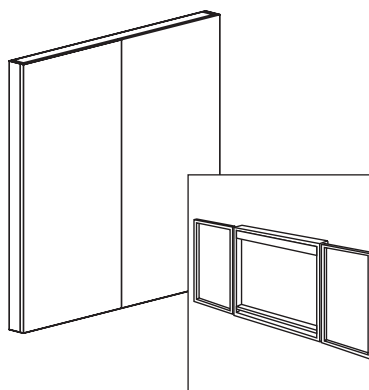
Support Furniture

Lectern



- concealed locking casters
- adjustable shelves
- see pages [VS355-VS365](#) for power and data options

Visual Board



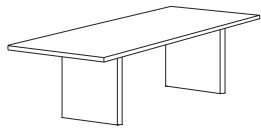
- tackable surface on interior of the doors
- includes two markers and eraser

Vision Conference Product Information

Finish and Reference Codes - Summary

Select	Code	Select	Code	Select	Code
Essentials Veneer Collection		Wood Grain Laminates			
Brickdust	BRK	Belair	BEL	Bar- Matte Blackl	MBK
Cask	CSK	Brickdust	BRK	Bar- Polished Nickel	PNK
Clay	CLY	Cask	CSK	Sweep- Matte Black	MBK
Fawn	FAW	Clay	CLY	Sweep- Matte Nickel	MNK
Flax	FLX	Egret	EGR	Delve- Matte Black	MBK
Flint	FLN	Fawn	FAW	Delve- Arctic Silver	ASL
Loft	LOF	Flint	FLN	Delve- Chrome	CHR
Mesa	MES	Florence Walnut	FLO	Delve- Matte Nickel	MNK
Mineral	MIN	Loft	LOF	Delve- Soft Nickel	SNK
Mocha	MCH	Mesa	MES	Delve- Soft Bronze	SBZ
Outback	OBK	Mineral	MIN	Delve- Aged Bronze	ABZ
Pilsner	PIL	Mocha	MCH	Delve- Gold	GLD
Sienna	SIE	Outback	OBK	Prospect- Matte Black	MBK
Truffle	TRF	Pilsner	PIL	Prospect- Arctic Silver	ASL
Umber	UMB	Pinnacle Walnut	PIN	Prospect- Pewter	PEW
Valley	VAL	Umber	UMB	Prospect- Soft Nickel	SNK
		Valley	VAL	Prospect- Soft Bronze	SBZ
Artisan Veneer Collection		Walnut Heights	WLH	Prospect- Aged Bronze	ABZ
Barrel	BAR	Weathered Ash	WEA	Prospect- Gold	GLD
Buff	BUF				
Cinder	CND	Solid Laminates		Grommet Finish	
Egret	EGR	Alabaster	ALB	Matte Black	MBK
Raven	RAV	Black	BLK	Arctic Silver	ASL
Rye	RYE	Bridal Blanco	BBL		
Sable	SAB	Designer White	DWH	Drawer Box	
Saddle	SAD	Shadow	SHD	Wood Drawers	DRM001
		Slate Grey	SLG	Vinyl Wrapped Drawers	DRM002
		Zen Grey	ZEN		

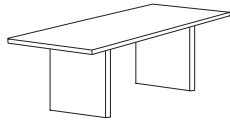
Description	D	W	H	CTN WT	CU FT	① Model	Essentials Veneer	Artisan Veneer
-------------	---	---	---	--------	-------	---------	-------------------	----------------



Conference Table	42	96	29½			VSV4296CTP	\$5,104	\$5,618
Consists of:								
				172	15	(1) VSV4296TT - Table Top	\$3,638	\$4,004
				54 ea.	4 ea.	(2) VSV2428PB - Panel Base	\$733 ea.	\$807 ea.

- ships KD in two cartons
- price reflects two bases
- must order (2) panel bases

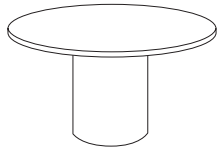
Conference Table	36	72	29½			VSV3672CTP	\$3,694	\$4,066
-------------------------	----	----	-----	--	--	-------------------	----------------	----------------



Consists of:								
				110	10	(1) VSV3672TT - Table Top	\$2,341	\$2,575
				54 ea.	4 ea.	(2) VSV2428PB - Panel Base	\$733 ea.	\$807 ea.

- ships KD in two cartons
- price reflects two bases
- must order (2) panel bases

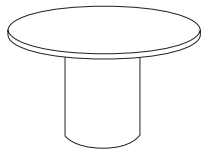
Round Conference Table	48	48	29½			VSV48CTD	\$2,921	N/A
-------------------------------	----	----	-----	--	--	-----------------	----------------	------------



Consists of:								
				73	7	VSV48TT - Table Top	\$1,799	N/A
				71	9	VSV20RB - Round Base	\$1,122	N/A

- ships KD in two cartons

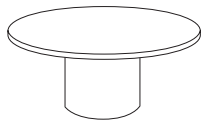
Round Conference Table	42	42	29½			VSV42CTD	\$2,515	N/A
-------------------------------	----	----	-----	--	--	-----------------	----------------	------------



Consists of:								
				56	5	VSV42TT - Table Top	\$1,393	N/A
				71	9	VSV20RB - Round Base	\$1,122	N/A

- ships KD in two cartons

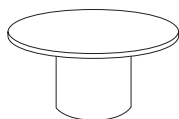
Round Conference Table	42	42	16			VSV42MTD	\$2,442	N/A
-------------------------------	----	----	----	--	--	-----------------	----------------	------------



Consists of:								
				56	5	VSV42TT - Table Top	\$1,393	N/A
				68	5	VSV18-16RB - Round Base	\$1,049	N/A


- ships KD in two cartons


Round Conference Table	36	36	16			VSV36MTD	\$2,276	N/A
-------------------------------	----	----	----	--	--	-----------------	----------------	------------




Consists of:								
				42	4	VSV36TT - Table Top	\$1,227	N/A
				68	5	VSV18-16RB - Round Base	\$1,049	N/A

- ships KD in two cartons

Description	D	W	Seating Capacity	Top Pieces	Bases Required	CTN WT	CU FT	① Model	Essentials Veneer	Artisan Veneer
Rectangular Conference Table Top 	60	264	24	3	4	673	57	VSV60264TT	\$15,351	\$16,885
	60	240	22	3	4	613	51	VSV60240TT	\$13,955	\$15,350
	60	216	20	3	4	552	48	VSV60216TT	\$12,563	\$13,818
	54	264	22	3	4	609	52	VSV54264TT	\$12,794	\$14,074
	54	240	20	3	4	554	50	VSV54240TT	\$11,629	\$12,794
	54	216	18	3	4	498	43	VSV54216TT	\$10,469	\$11,515
	48	264	22	3	4	548	47	VSV48264TT	\$11,376	\$12,512
	48	240	20	3	4	498	43	VSV48240TT	\$10,342	\$11,376
	48	216	18	3	4	447	38	VSV48216TT	\$9,303	\$10,236


Rectangular Conference Table Top 	60	192	18	2	3	490	42	VSV60192TT	\$11,166	\$12,282
	54	192	16	2	3	441	38	VSV54192TT	\$9,303	\$10,236
	48	192	16	2	3	396	33	VSV48192TT	\$8,274	\$9,102
	48	168	14	2	3	346	30	VSV48168TT	\$7,243	\$7,967
	48	144	12	2	3	296	28	VSV48144TT	\$6,208	\$6,827
	48	120	8	2	2-3**	245	22	VSV48120TT**	\$5,175	\$5,692
	42	120	8	2	2-3**	217	19	VSV42120TT**	\$4,529	\$4,981
	42	108	8	2	2	195	17	VSV42108TT	\$4,078	\$4,487


** When ordering Panel or Rectangular bases- VSV48120TT and VSV42120TT require three (3) bases and additional stretchers. Stretchers will be included as required.

Rectangular Conference Table Top 	48	96	8	1	2	197	17	VSV4896TT	\$4,157	\$4,573
	42	96	8	1	2	172	15	VSV4296TT	\$3,638	\$4,004
	42	84	6	1	2	151	13	VSV4284TT	\$3,168	\$3,485
	36	72	6	1	2	110	10	VSV3672TT	\$2,341	\$2,575


To Order, Specify:


- ① Model Number
- ② Finish Color (see page [VS330](#))
- ③ Edge Profile (see page [VS332](#))
- ④ Power and Data Options (see pages [VS355](#))
- ⑤ Other Product Options


Description	D	W	Seating Capacity	Top Pieces	Bases Required	CTN WT	CU FT	① Model	Essentials Veneer	Artisan Veneer
Racetrack Conference Table Top 	60	264	24	3	4	646	57	VSV60264RT	\$18,139	\$19,954
	60	240	22	3	4	589	51	VSV60240RT	\$16,492	\$18,139
	60	216	20	3	4	530	48	VSV60216RT	\$14,843	\$16,326
	54	264	22	3	4	586	52	VSV54264RT	\$15,117	\$16,629
	54	240	20	3	4	530	50	VSV54240RT	\$13,743	\$15,118
	54	216	18	3	4	474	43	VSV54216RT	\$12,373	\$13,609
	48	264	22	3	4	529	47	VSV48264RT	\$13,437	\$14,781
	48	240	20	3	4	479	43	VSV48240RT	\$12,216	\$13,437
	48	216	18	3	4	428	38	VSV48216RT	\$10,997	\$12,096

Racetrack Conference Table Top 	60	192	18	2	3	471	42	VSV60192RT	\$13,196	\$14,515
	54	192	16	2	3	417	38	VSV54192RT	\$10,997	\$12,096
	48	192	16	2	3	377	33	VSV48192RT	\$9,776	\$10,756
	48	168	14	2	3	327	30	VSV48168RT	\$8,585	\$9,441
	48	144	12	2	3	277	28	VSV48144RT	\$7,335	\$8,068
	48	120	8	2	2-3**	226	22	VSV48120RT**	\$6,119	\$6,731
	42	120	8	2	2-3**	203	19	VSV42120RT**	\$5,349	\$5,886
	42	108	8	2	2	180	17	VSV42108RT	\$4,820	\$5,301


** When ordering Panel or Rectangular bases- VSV48120RT and VSV42120RT require three (3) bases and additional stretchers. Stretchers will be included as required.

Racetrack Conference Table Top 	48	96	8	1	2	185	17	VSV4896RT	\$4,891	\$5,381
	42	96	8	1	2	157	15	VSV4296RT	\$4,282	\$4,712
	42	84	6	1	2	142	13	VSV4284RT	\$3,763	\$4,139
	36	72	6	1	2	100	10	VSV3672RT	\$2,758	\$3,034

Description	D	W	Seating Capacity	Top Pieces	Bases Required	CTN WT	CU FT	① Model	Essentials Veneer	Artisan Veneer
Boat Shape Conference Table Top	60	264	24	3	4	646	57	VSV60264BT	\$18,139	\$19,954
	60	240	22	3	4	589	51	VSV60240BT	\$16,492	\$18,139
	60	216	20	3	4	530	48	VSV60216BT	\$14,843	\$16,326
	54	264	22	3	4	586	52	VSV54264BT	\$15,117	\$16,629
	54	240	20	3	4	530	50	VSV54240BT	\$13,743	\$15,118
	54	216	18	3	4	474	43	VSV54216BT	\$12,373	\$13,609
	48	264	22	3	4	529	47	VSV48264BT	\$13,437	\$14,781
	48	240	20	3	4	479	43	VSV48240BT	\$12,216	\$13,437
	48	216	18	3	4	428	38	VSV48216BT	\$10,997	\$12,096


Boat Shape Conference Table Top	60	192	18	2	3	471	42	VSV60192BT	\$13,196	\$14,515
	54	192	16	2	3	417	38	VSV54192BT	\$10,997	\$12,096
	48	192	16	2	3	377	33	VSV48192BT	\$9,776	\$10,756
	48	168	14	2	3	327	30	VSV48168BT	\$8,585	\$9,441
	48	144	12	2	3	277	28	VSV48144BT	\$7,335	\$8,068
	48	120	8	2	2-3**	226	22	VSV48120BT**	\$6,119	\$6,731
	42	120	8	2	2-3**	203	19	VSV42120BT**	\$5,349	\$5,886
	42	108	8	2	2	180	17	VSV42108BT	\$4,820	\$5,301


** When ordering Panel or Rectangular bases- VSV48120BT and VSV42120BT require three (3) bases and additional stretchers. Stretchers will be included as required.

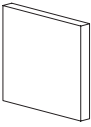
Boat Shape Conference Table Top	48	96	8	1	2	185	17	VSV4896BT	\$4,891	\$5,381
	42	96	8	1	2	157	15	VSV4296BT	\$4,282	\$4,712
	42	84	6	1	2	142	13	VSV4284BT	\$3,763	\$4,139
	36	72	6	1	2	100	10	VSV3672BT	\$2,758	\$3,034

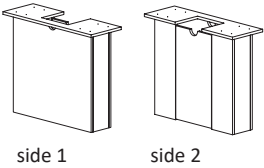
To Order, Specify:

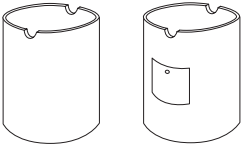
- ① Model Number
- ② Finish Color (see page [VS330](#))
- ③ Edge Profile (see page [VS332](#))
- ④ Power and Data Options (see pages [VS355](#))
- ⑤ Other Product Options

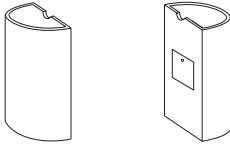
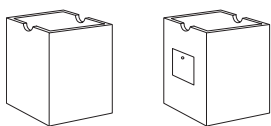
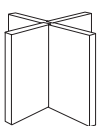
Description	D	W	Seating Capacity	Top Pieces	Bases Required	CTN WT	CU FT	① Model	Essentials Veneer	Artisan Veneer
	60	N/A	6	1	1	112	10	VSV60TT	\$3,079	\$3,387
	54	N/A	6	1	1	92	8	VSV54TT	\$2,312	\$2,545
	48	N/A	4	1	1	73	7	VSV48TT	\$1,799	\$1,979
	42	N/A	4	1	1	56	5	VSV42TT	\$1,393	\$1,534
	36	N/A	3	1	1	42	4	VSV36TT	\$1,227	\$1,350
	30	N/A	3	1	1	30	3	VSV30TT	\$1,082	\$1,190

Description	D	W	Seating Capacity	Top Pieces	Bases Required	CTN WT	CU FT	① Model	Essentials Veneer	Artisan Veneer
	60	60	8	1	1	154	10	VSV6060TT	\$2,822	\$3,105
	54	54	6	1	1	125	8	VSV5454TT	\$2,136	\$2,349
	48	48	4	1	1	99	7	VSV4848TT	\$1,687	\$1,859
	42	42	4	1	1	77	5	VSV4242TT	\$1,294	\$1,423
	36	36	4	1	1	56	4	VSV3636TT	\$1,169	\$1,285
	30	30	4	1	1	39	3	VSV3030TT	\$814	\$898

Description	D	W	H	CTN WT	CU FT	① Model	Essentials Veneer	Artisan Veneer
	2 $\frac{5}{16}$ "	36	28 $\frac{3}{4}$ "	69	7	VSV3628PB • for use with 60" width tops	\$880	\$970
	2 $\frac{5}{16}$ "	30	28 $\frac{3}{4}$ "	60	6	VSV3028PB • for use with 54" width tops	\$810	\$894
	2 $\frac{5}{16}$ "	24	28 $\frac{3}{4}$ "	52	5	VSV2428PB • for use with 36", 42" & 48" width tops	\$733	\$807

Description	D	W	H	CTN WT	CU FT	① Model	Essentials Veneer	Artisan Veneer
 <p>side 1 side 2</p>	7 $\frac{5}{8}$ "	36	28 $\frac{3}{4}$ "	69	7	VSV3628PBA • for use with 60" width tops • access panel	\$1,488	\$1,634
	7 $\frac{5}{8}$ "	30	28 $\frac{3}{4}$ "	60	6	VSV3028PBA • for use with 54" width tops • access panel	\$1,414	\$1,556
	7 $\frac{5}{8}$ "	24	28 $\frac{3}{4}$ "	52	5	VSV2428PBA • for use with 36", 42" & 48" width tops • access panel	\$1,335	\$1,469


Description	D	W	H	CTN WT	CU FT	① Model	Essentials Veneer	Artisan Veneer
 <p>*RB shown *RBA shown</p>	24	N/A	28 $\frac{3}{4}$ "	74	12	VSV24RB • for use with 54" & 60" width tops	\$1,276	N/A
	24	N/A	28 $\frac{3}{4}$ "	37	12	VSV24RBA • for use with 54" & 60" width tops • access panel	\$1,423	N/A
	20	N/A	28 $\frac{3}{4}$ "	71	9	VSV20RB • for use with 42" & 48" width tops	\$1,122	N/A
	20	N/A	28 $\frac{3}{4}$ "	34	9	VSV20RBA • for use with 42" & 48" width tops • access panel	\$1,272	N/A
	18	N/A	68	68	7	VSV18RB • for use with 30" & 36" width tops	\$1,049	N/A
	18	N/A	28 $\frac{3}{4}$ "	31	7	VSV18RBA • for use with 30" & 36" width tops • access panel	\$1,199	N/A

Description	D	W	H	CTN WT	CU FT	① Model	Essentials Veneer	Artisan Veneer
Half Round Base  *HRB shown *HRBA shown	12	24	28¾	35	6	VSV24HRB • for use with 54" width tops	\$964	N/A
	12	24	28¾	33	6	VSV24HRBA • for use with 54" width tops • access panel	\$1,133	N/A
	10	20	28¾	30	5	VSV20HRB • for use with 42" and 48" width tops	\$878	N/A
	10	20	28¾	28	5	VSV20HRBA • for use with 42" and 48" width tops • access panel	\$1,052	N/A
	9	18	28¾	27	4	VSV18HRB • for use with 36" width tops	\$843	N/A
	9	18	28¾	26	4	VSV18HRBA • for use with 36" width top • access panel	\$1,019	N/A
Square Base 	30	30	28¾	68	16	VSV30SB • for use with 60" width tops	\$1,206	\$1,327
	30	30	28¾	68	16	VSV30SBA • for use with 60" width tops • access panel	\$1,356	\$1,491
	24	24	28¾	68	12	VSV24SB • for use with 48" & 54" width tops	\$1,064	\$1,170
	24	24	28¾	68	12	VSV24SBA • for use with 48" & 54" width tops • access panel	\$1,213	\$1,335
	18	18	28¾	39	7	VSV18SB • for use with 30", 36" & 42" width tops	\$917	\$1,009
	18	18	28¾	39	7	VSV18SBA • for use with 30", 36" & 42" width tops • access panel	\$1,068	\$1,175
Cross Base 	30	30	28¾	80	16	VSV30XB • for use with 60" width tops	\$998	\$1,097
	24	24	28¾	80	12	VSV24XB • for use with 48" & 54" width tops	\$900	\$989
	18	18	28¾	50	7	VSV18XB • for use with 30", 36" & 42" width tops	\$803	\$881

To Order, Specify:

- ① Model Number
- ② Finish Color (see page [VS330](#))
- ③ Edge Profile (see page [VS332](#))
- ④ Power and Data Options (see pages [VS355](#))
- ⑤ Other Product Options

Description	D	W	H	CTN WT	CU FT	① Model	Essentials Veneer	Artisan Veneer
-------------	---	---	---	--------	-------	---------	-------------------	----------------




Buffet Credenza	24	72	35½	316	43	VSV2472BSC	\$5,071	\$5,580
------------------------	----	----	-----	-----	----	-------------------	----------------	----------------

	20	72	35½	291	31	VSV2072BSC	\$4,870	\$5,356
--	----	----	-----	-----	----	-------------------	----------------	----------------

- four door credenza
- four box drawers above doors
- top edge profile on user side
- chassis grommet available, specify and add \$100 list
- adjustable shelf in storage cabinets
- locking doors and drawers not available

Buffet Credenza - Flat Screen Support	24	72	35½	316	43	VSV2472BSCT	\$5,692	\$6,263
--	----	----	-----	-----	----	--------------------	----------------	----------------



	20	72	35½	291	31	VSV2072BSCT	\$5,489	\$6,038
--	----	----	-----	-----	----	--------------------	----------------	----------------

- four door credenza
- four box drawers above doors
- top edge profile on user side
- chassis grommet available, specify and add \$100 list
- adjustable shelf in storage cabinets
- locking doors and drawers not available
- flat screen mounting grommets in top
- back panel includes cord exit grommets
- flat screen mounting frame sold separately, see below

Buffet Credenza	24	36	35½	167	22	VSV2436BSC	\$3,636	\$3,999
------------------------	----	----	-----	-----	----	-------------------	----------------	----------------



	20	36	35½	155	16	VSV2036BSC	\$3,491	\$3,839
--	----	----	-----	-----	----	-------------------	----------------	----------------

- two door credenza
- two box drawers above doors
- top edge profile on user side
- chassis grommet available, specify and add \$100 list
- adjustable shelf in storage cabinet
- locking doors and drawers not available

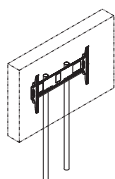
Buffet Credenza - Flat Screen Support	24	36	35½	167	22	VSV2436BSCT	\$4,254	\$4,680
--	----	----	-----	-----	----	--------------------	----------------	----------------



	20	36	35½	155	16	VSV2036BSCT	\$4,111	\$4,522
--	----	----	-----	-----	----	--------------------	----------------	----------------

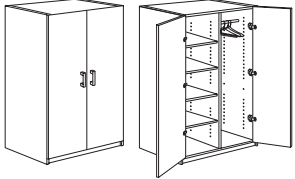
- two door credenza
- two box drawers above doors
- top edge profile on user side
- chassis grommet available, specify and add \$100 list
- adjustable shelf in storage cabinet
- locking doors and drawers not available
- flat screen mounting grommets in top
- back panel includes cord exit grommets
- flat screen mounting frame sold separately, see below

Description	D	W	H	CTN WT	CU FT	① Model	List Price
-------------	---	---	---	--------	-------	---------	------------




Flat Screen Mounting Frame	2	14	55	35	4	FSTV	\$1,768
-----------------------------------	---	----	----	----	---	-------------	----------------

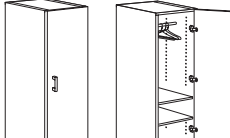
- round 2" tube frame with cable management to inside of credenza
- mounting bracket for TV provided
- available in black (B) or silver (S)
- TV not included
- TV dimension not to exceed 70"w x 38"h to allow proper mounting clearance
- coordinates with VSV2472BSCT and VSV2436BSCT

Description	D	W	H	CTN WT	CU FT	① Model	Essentials Veneer	Artisan Veneer
	23 5/8	29 7/8	72	226	43	VSV2436-72W	\$4,165	\$4,581
	23 5/8	29 7/8	72	212	36	VSV2430-72W	\$3,714	\$4,083
	19 5/8	29 7/8	72	197	36	VSV2036-72W	\$3,958	\$4,354
	19 5/8	29 7/8	72	185	31	VSV2030-72W	\$3,527	\$3,878

- chrome hanging bar on right
- one fixed shelf second from bottom on left
- three adjustable shelves
- locking doors available, specify and add \$49 list

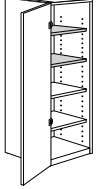
Hanging Bar to Shelves Conversion Kit 				3/4	18	2	VSV1824SK	\$884	\$972
				3/4	15	2	VSV1524SK	\$869	\$956
				3/4	16	2	VSV1820SK	\$841	\$923
				3/4	14	2	VSV1520SK	\$828	\$912

- four shelves
- VSV1824SK- for VSV2436-84W and VSV2436-72W
- VSV1524SK- for VSV2430-84W and VSV2430-72W
- VSV1820SK- for VSV2036-84W and VSV2036-72W
- VSV1520SK- for VSV2030-84W and VSV2030-72W

72" h Wardrobe 	23 5/8	177 7/8	72	155	23	VSV2418-72WR	\$3,258	\$3,585
	23 5/8	177 7/8	72	155	23	VSV2418-72WL	\$3,258	\$3,585
	19 5/8	177 7/8	72	135	19	VSV2018-72WR	\$3,005	\$3,307
	19 5/8	177 7/8	72	135	19	VSV2018-72WL	\$3,005	\$3,307

right shown

- chrome hanging bar on right
- one fixed shelf 29" from cabinet floor
- one adjustable shelf
- locking door available, specify and add \$42 list

Hanging Bar to Shelves Conversion Kit 				3/4	16	2	VSV1624SK	\$701	\$771
				3/4	14	2	VSV1620SK	\$669	\$733

- two shelves
- VSV1624SK- for VSV2418-84WR/WL and VSV2418-72WR/WL
- VSV1620SK- for VSV2018-84WR/WL and VSV2018-72WR/WL

To Order, Specify:

- ① Model Number
- ② Finish Color (see page [VS330](#))
- ③ Edge Profile (see page [VS332](#))
- ④ Power and Data Options (see pages [VS355](#))
- ⑤ Other Product Options

Description	D	W	Seating Capacity	Top Pieces	Bases Required	CTN WT	CU FT	① Model	TFL Laminate	HPL Laminate
Rectangular Conference Table Top	48	144	12	2	3	296	28	VST48144TT	N/A	\$2,273
	48	120	8	2	2-3**	245	22	VST48120TT**	N/A	\$2,207



• 3" radius corners

** When ordering Elliptical or Rectangle bases- VST48120TT requires three (3) bases and additional stretchers. Stretchers will be included as required.

Rectangular Conference Table Top	48	96	8	1	2	197	17	VST4896TT	N/A	\$1,744
	42	96	8	1	2	172	15	VST4296TT	N/A	\$1,577
	42	84	6	1	2	151	13	VST4284TT	\$1,407	\$1,478
	36	72	6	1	2	110	10	VST3672TT	\$1,059	\$1,115



• 3" radius corners

Racetrack Conference Table Top	48	144	12	2	3	277	28	VST48144RT	N/A	\$2,632
	48	120	8	2	2-3**	226	22	VST48120RT**	N/A	\$2,523



** When ordering Elliptical or Rectangle bases- VST48120RT requires three (3) bases and additional stretchers. Stretchers will be included as required.

Racetrack Conference Table Top	48	96	8	1	2	185	17	VST4896RT	N/A	\$1,975
	42	96	8	1	2	157	15	VST4296RT	N/A	\$1,813
	42	84	6	1	2	142	13	VST4284RT	\$1,618	\$1,704
	36	72	6	1	2	100	10	VST3672RT	\$1,130	\$1,188



Boat Shape Conference Table Top	48	144	12	2	3	277	28	VST48144BT	N/A	\$2,632
	48	120	8	2	2-3**	226	22	VST48120BT**	N/A	\$2,523




• 3" radius corners


** When ordering Elliptical or Rectangle bases- VST48120BT requires three (3) bases and additional stretchers. Stretchers will be included as required.

Boat Shape Conference Table Top	48	96	8	1	2	185	17	VST4896BT	N/A	\$1,975
	42	96	8	1	2	157	15	VST4296BT	N/A	\$1,813
	42	84	6	1	2	142	13	VST4284BT	\$1,618	\$1,704
	36	72	6	1	2	100	10	VST3672BT	\$1,130	\$1,188



• 3" radius corners

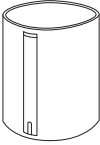
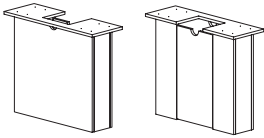
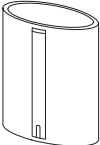
Description	D	W	Seating Capacity	Top Pieces	Bases Required	CTN WT	CU FT	① Model	TFL Laminate	HPL Laminate
Round Tops 	60	60	6	1	1	112	10	VST60TT	\$1,182	\$1,245
	54	54	6	1	1	92	8	VST54TT	\$1,132	\$1,190
	48	48	4	1	1	73	7	VST48TT	\$937	\$984
	42	42	4	1	1	56	5	VST42TT	\$834	\$876
	36	36	3	1	1	42	4	VST36TT	\$726	\$765
	30	30	3	1	1	30	3	VST30TT	\$694	\$729

Square Tops 	48	48	4	1	1	99	7	VST4848TT	\$982	\$1,039
	42	42	4	1	1	77	5	VST4242TT	\$881	\$927
	36	36	4	1	1	56	4	VST3636TT	\$766	\$807
	30	30	4	1	1	39	3	VST3030TT	\$728	\$771

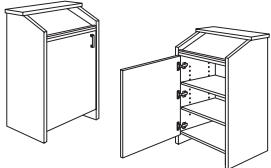
• 3" radius corners

To Order, Specify:

- ① Model Number
- ② Finish Color (see page [VS330](#))
- ③ Edge Profile (see page [VS332](#))
- ④ Power and Data Options (see pages [VS355](#))
- ⑤ Other Product Options

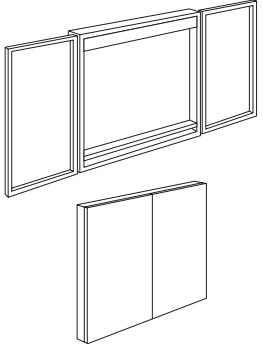
Description	D	W	H	CTN WT	CU FT	① Model	List Price
Cylinder Base 	24	N/A	28¾	37	37	VST24RBA • for use with 48", 54" and 60" width tops	\$1,299
	18	N/A	28¾	31	7	VST18RBA • for use with 30", 36" and 42" width tops	\$1,264
<ul style="list-style-type: none"> • includes wire access panel • available in BLK-Black, SLV-Silver Laminate or any Vision laminate 							
Rectangular Base 	7⅝	30	28¾	28¾	6	VST3028PBA • for use with 54" width tops	\$935
	7⅝	24	28¾	52	5	VST2428PBA • for use with 36", 42" and 48" width tops	\$912
<ul style="list-style-type: none"> • includes wire access panel • available in BLK-Black, SLV-Silver Laminate or any Vision laminate 							
Ellipse Base 	9	24	28	48	12	VST2428EBA • for use with 36", 42" and 48" width tops	\$1,302
<ul style="list-style-type: none"> • includes wire access panel • available in BLK-Black, SLV-Silver Laminate or any Vision laminate 							

Description	D	W	H	CTN WT	CU FT	① Model	Laminate	Essentials Veneer	Artisan Veneer
Lectern	22	27	48	250	3	VST2622LEC	\$1,954		
	22	27	48	250	23	VSV2622LEC		\$3,404	\$3,742



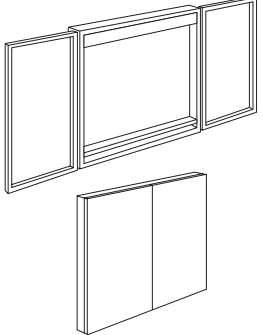
- two adjustable shelves
- four concealed non-locking casters
- locking door available, specify and add \$42
- standard door is hinged on left
- round grommet in bottom panel
- notches in adjustable shelves allow wires to pass through

Description	D	W	H	CTN WT	CU FT	① Model	List Price Per Grade
Visual Board	48	48	3½	120	8	VST4848VB	COM \$2,337
							A \$2,421
							B \$2,439
							COL/C \$2,489
							D \$2,560
							E \$2,625
							F \$2,698
							G \$2,785
							H \$2,929
							I \$2,982
						J \$3,107	



- tackboards on right and left
- fabrics available; visit www.jsifurniture.com/finishes-and-materials/textiles
- com ydg: 1 1/2
- marker board in center section
- four markers and eraser included
- locking not available

Description	D	W	H	CTN WT	CU FT	① Model	Essentials Veneer	Artisan Veneer
Visual Board	48	48	3½	120	8	VSV4848VB	COM \$3,947	\$4,329
							A \$4,032	\$4,414
							B \$4,050	\$4,432
							C \$4,100	\$4,482
							D \$4,171	\$4,553
							E \$4,236	\$4,618
							F \$4,309	\$4,691
							G \$4,396	\$4,778
							H \$4,554	\$4,936
							I \$4,621	\$5,003
						J \$4,759	\$5,141	



- tackboards on right and left
- fabrics available; visit www.jsifurniture.com/finishes-and-materials/textiles
- com ydg: 1 1/2
- marker board in center section
- four markers and eraser included
- locking not available


Laminate To Order, Specify:

- ① Model Number
- ② Worksurface Material (see page [VS331](#))
 - a.) TFL
 - b.) HPL
- ③ Laminate Color (see page [VS331](#))
- ④ Edge Profile (see page [VS333](#))
- ⑤ Power and Data Options (see pages [VS355](#))
- ⑥ Other Product Options

Veneer To Order, Specify:

- ① Model Number
- ② Finish Color (see page [VS330](#))
- ③ Edge Profile (see page [VS332](#))
- ④ Power and Data Options (see pages [VS355](#))
- ⑤ Other Product Options

Description	D	W	H	CTN WT	CU FT	① Model	TFL Laminate	HPL Laminate
-------------	---	---	---	--------	-------	---------	--------------	--------------




24	72	35½	316	43	VST2472BSC	\$3,006	\$3,166
----	----	-----	-----	----	-------------------	----------------	----------------

20	72	35½	291	31	VST2072BSC	\$2,888	\$3,039
----	----	-----	-----	----	-------------------	----------------	----------------

- four door credenza
- four box drawers above doors
- top edge profile on user side
- chassis grommet available, specify and add \$100 list
- adjustable shelf in storage cabinets
- locking doors and drawers not available

Buffet Credenza - Flat Screen Support



24	72	35½	316	43	VST2472BSCT	\$3,528	\$3,638
----	----	-----	-----	----	--------------------	----------------	----------------

20	72	35½	291	31	VST2072BSCT	\$3,409	\$3,515
----	----	-----	-----	----	--------------------	----------------	----------------

- four door credenza
- four box drawers above doors
- top edge profile on user side
- chassis grommet available, specify and add \$100 list
- adjustable shelf in storage cabinets
- locking doors and drawers not available
- flat screen mounting grommets in top
- back panel includes cord exit grommets
- flat screen mounting frame sold separately, see below

Buffet Credenza




24	36	35½	167	22	VST2436BSC	\$1,994	\$2,097
----	----	-----	-----	----	-------------------	----------------	----------------

20	36	35½	155	16	VST2036BSC	\$1,914	\$2,013
----	----	-----	-----	----	-------------------	----------------	----------------

- two door credenza
- two box drawers above doors
- top edge profile on user side
- chassis grommet available, specify and add \$100 list
- adjustable shelf in storage cabinet
- locking doors and drawers not available

Buffet Credenza - Flat Screen Support

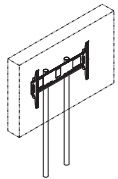


24	36	35½	167	22	VST2436BSCT	\$2,492	\$2,569
----	----	-----	-----	----	--------------------	----------------	----------------

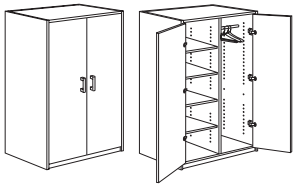
20	36	35½	155	16	VST2036BSCT	\$2,414	\$2,487
----	----	-----	-----	----	--------------------	----------------	----------------

- two door credenza
- two box drawers above doors
- top edge profile on user side
- chassis grommet available, specify and add \$100 list
- adjustable shelf in storage cabinet
- locking doors and drawers not available
- flat screen mounting grommets in top
- back panel includes cord exit grommets
- flat screen mounting frame sold separately, see below

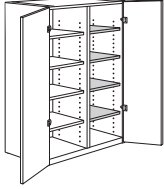
Description	D	W	H	CTN WT	CU FT	① Model	List Price
-------------	---	---	---	--------	-------	---------	------------



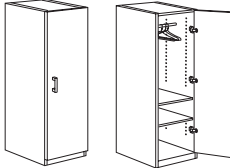
- | | | | | | | |
|---|----|----|----|---|-------------|----------------|
| 2 | 14 | 55 | 35 | 4 | FSTV | \$1,768 |
|---|----|----|----|---|-------------|----------------|
- round 2" tube frame with cable management to inside of credenza
 - mounting bracket for TV provide
 - available in black (B) or silver (S)
 - TV not included
 - TV dimension not to exceed 70"w x 38"h to allow proper mounting clearance.
 - coordinates with VST2472BSCT and VST2436BSCT

Description	D	W	H	CTN WT	CU FT	① Model	List Price
	23 5/8	35 7/8	72	226	43	VST2436-72W	\$2,694
	23 5/8	29 7/8	72	212	36	VST2430-72W	\$2,472
	19 5/8	35 7/8	72	197	36	VST2036-72W	\$2,422
	19 5/8	29 7/8	72	185	31	VST2030-72W	\$2,348

- chrome hanging bar on right
- one fixed shelf second from bottom on left
- three adjustable shelves
- locking doors available, specify and add \$49 list

Hanging Bar to Shelves Conversion Kit 			3/4	18	2	VST1824SK	\$718
			3/4	15	2	VST1524SK	\$712
			3/4	16	2	VST1820SK	\$683
			3/4	14	2	VST1520SK	\$675

- four shelves
- VST1824SK- for VST2436-84W and VST2436-72W
- VST1524SK- for VST2430-84W and VST2430-72W
- VST1820SK- for VST2036-84W and VST2036-72W
- VST1520SK- for VST2030-84W and VST2030-72W

72" h Wardrobe 	23 5/8	177 7/8	72	155	23	VST2418-72WR	\$1,780
	23 5/8	177 7/8	72	155	23	VST2418-72WL	\$1,780
	19 5/8	177 7/8	72	135	19	VST2018-72WR	\$1,688
	19 5/8	177 7/8	72	135	19	VST2018-72WL	\$1,688

right shown

- chrome hanging bar on right
- one fixed shelf 29" from cabinet floor
- one adjustable shelf
- locking door available, specify and add \$42 list

Hanging Bar to Shelves Conversion Kit 			3/4	16	2	VST1624SK	\$565
			3/4	14	2	VST1620SK	\$545

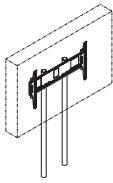
- two shelves
- VST1624SK- for VST2418-84WR/WL and VST2418-72WR/WL
- VST1620SK- for VST2018-84WR/WL and VST2018-72WR/WL

To Order, Specify:

- ① Model Number
- ② Finish Color (see page [VS330](#))
- ③ Edge Profile (see page [VS332](#))
- ④ Power and Data Options (see pages [VS355](#))
- ⑤ Other Product Options



Description	D	W	H	CTN WT	CU FT	① Model	List Price
Flat Screen Mounting Frame	2	14	55	35	4	FSTV	\$1,768



- round 2" tube frame with cable management to inside of credenza
- mounting bracket for TV provided
- available in black (B) or silver (S)
- TV not included
- TV dimension not to exceed 70"w x 38"h to allow proper mounting clearance
- coordinates with VST2472BSCT and VST2436BSCT

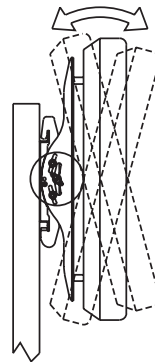
Flat Screen Mount - Universal Bracket (standard with TV, DTV and FSTV model)

Peerless® ST650 universal tilting flat screen mount is supplied with the FSTV Flat Screen Mounting Frame.

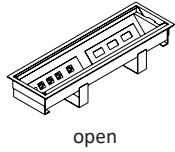
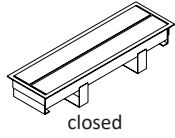
- For use with 32"-50" screens
- Maximum weight 175 lbs. (79kg)
- Tilt 15° forward and -5° backward angles
- Mounting pattern allows up to 6" of vertical adjustment

NOTE: To verify TV interface to universal bracket

1. Access website- www.peerlessmounts.com
2. Locate "Mount Finder™" on home page side navigation bar
3. Enter make and/or model of your flat screen
4. Verify model: ST650 is listed as available model

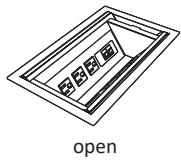
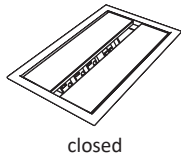


Description	D	W	H	CTN WT	CU FT	① Model	List Price
Power and Data Tilt Out	30	9		7	6	EC4	\$3,650



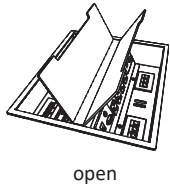
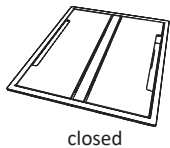
- 30" power and data unit
- retractable doors
- standard in silver pearl powder coat
- brush aluminum doors available; specify and add \$1,358 list
- door design allows cords/cables to exit while doors are in closed position
- seven power receptacles
- one dual powered USB
- accepts up to six (6) Type 1 Telecom Plates; additional plate configurations sold separately, see pages [VS360-VS361](#)
- unit ships standard with six (6) TCP101, three (3) TCP110 Telecom Plates and three (3) data adapter kits
- power inserts are UL or ETL listed
- two 108" power cords with molded plugs
- cannot be positioned over table support base

15" Power and Data Unit	15	9		4	2	EC5	\$2,147
--------------------------------	----	---	--	---	---	------------	----------------



- retractable doors
- available in silver pearl powder coat
- brush aluminum doors available; specify and add \$873 list
- door design allows cords/cables to exit while doors are in closed position
- three power receptacles
- one dual powered USB
- accepts up to three (3) Type 1 Telecom Plates; additional plate configurations sold separately, see pages [VS360-VS361](#)
- unit ships standard with three (3) TCP101, two (2) TCP110 Telecom Plates and two (2) data adapter kits
- power inserts are UL or ETL listed
- 108" power cord with molded plug
- cannot be positioned over table support base


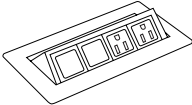



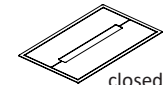
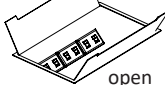
Dual Sided Power and Data Unit	11½	14¾		7	2	EC6	\$1,492
---------------------------------------	-----	-----	--	---	---	------------	----------------



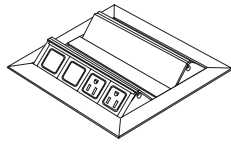
- door design allows cords/cables to exit while doors are in closed position
- eight power receptacles, four per side
- accepts up to eight (8) Type 1 Telecom Plates; additional plate configurations sold separately, see pages [VS360-VS361](#)
- unit ships standard with four (4) TCP101, four (4) TCP110 Telecom Plates and two (2) data adapter kits
- lids lift to open and contain an access slot to allow cords to exit while in use
- available in silver pearl and black texture powder coat
- units are UL listed and CSA certified
- 108" power cord with molded plug
- cannot be positioned over table support base

To Order, Specify:

① Model Number

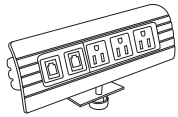
Description	D	W	H	CTN WT	CU FT	① Model	List Price
Single Sided Power and Data Unit  <ul style="list-style-type: none"> • two power receptacles • accepts one (1) Type 1 Telecom Plates; additional plate configurations sold separately, see pages VS360-VS361 • unit ships standard with one (1) TCP101, one (1) TCP110 Telecom Plate and one (1) data adapter kit • additionally accepts up to (4) Type 2 Telecom Jacks • lid lifts to open and contain an access slot to allow cords to exit while in use • available in silver pearl or black textured powder coat finish • units are UL listed and CSA certified • 108" power cord with molded plug • one under surface power receptacle 	5¾	9		4	1	EC7	\$579
Single Sided Power and Data Unit  <ul style="list-style-type: none"> • two power receptacles- 120 volt, 15 amp and two openings for voice/data jacks • data adapter kit provided to accept jacks from most port manufacturers (see page VS364) • accepts up to two Type 3 Telecom Jacks (see page VS363) • push to open pop up door • clear anodized aluminum • 72" power cord with molded plug • UL listed 	8¾	4		3	1	EC9	\$525
Mini Power and Data Tilt Up  <ul style="list-style-type: none"> • fluid one touch tilt up access • one power receptacle- 120 volt; 15 amp and one opening for voice/data port • data adapter kit provided to accept jacks from most port manufacturers (see page VS364) • accepts up to two Type 3 Telecom Jacks (see page VS363) • 72" power cord with molded plug • drop in field installation required • cut out provided in top at specified location (see page VS364) • UL listed component • Black (B) or Silver (S) finish 	4¼	5½		6	1	EC10	\$394
Mini Power Tilt Up  <ul style="list-style-type: none"> • fluid one touch tilt up access • two power receptacles- 120 volt; 15 amp • 72" power cord with molded plug • drop in field installation required • cut out provided in top at specified location (see page VS364) • UL listed component • Black (B) or Silver (S) finish 	4¼	5½		6	1	EC11	\$409
Mini Power and USB Tilt Up  <ul style="list-style-type: none"> • fluid one touch tilt up access • one power receptacle- 120 volt; one 20-watt USB-C+A • 72" power cord with molded plug • drop in field installation required • cut out provided in top at specified location (see page VS364) • UL listed component • Black (B) or Silver (S) finish 	4¼	5½		6	1	EC12	\$441
Oasis Mini Power Unit  closed  open <ul style="list-style-type: none"> • undermount power unit with hinged lid • four power receptacles- 120 volt, 15 amp and accepts three telecom plates • unit ships standard with three (3) TCP 101 and two (2) TCP110 Telecom Plates • black interior • 108" power cord • UL listed component • specify metal finish for doors and trim Arctic Silver (ASL), Matte Black (MBK), Pewter (PEW), Soft Nickel (SNK) or Bright White (BWH) 	9	14¾	4¾	1	1	EC57	\$1,384

Description	D	W	H	CTN WT	CU FT	① Model	List Price
Dual Power and Data Tilt Up	8	8¾		16	1	EC13	\$1,042



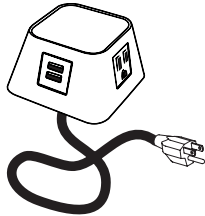
- fluid one touch tilt up access
- back to back tilt sections
- four power receptacles (2 per side)- 120 volt; 15 amp with four openings for voice/data jacks (2 per side)
- data adapter kit provided to accept jacks from most port manufacturers
- accepts up to four Type 3 Telecom Jacks (see page [VS363](#))
- two 72" power cord with molded plug
- drop in field installation required
- cut out provided in top at specified location
- UL listed component
- available in Silver (S)

Edge Mount Electrical	3	10		16	1	EC15	\$489
------------------------------	---	----	--	----	---	-------------	--------------



- clamp mounts to the edge of the worksurface- requiring minimum 2" surface overhang
- three power receptacles- 120 volt; 15 amp with two voice/data ports
- data adapter kit provided to accept jacks from most port manufacturers
- accepts up to four Type 3 Telecom Jacks (see page [VS363](#))
- 72" power cord with molded plug- exits back of unit
- UL listed component
- clear anodized aluminum

Moire Power Unit	3¾	3¾	2	5	1	EC23	\$496
-------------------------	----	----	---	---	---	-------------	--------------

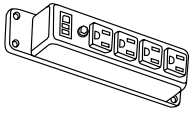


- three 110 outlets
- dual USB-A charging ports
- 72" 3-prong- 15amp plug power feed
- 15amp / 110 volt
- specify Black (BK) or White (WH)

To Order, Specify:

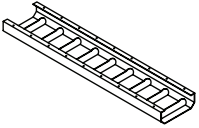
- ① Model number

Description	D	W	H	CTN WT	CU FT	① Model	List Price
Power Strip	1½	1¾	8			GP9ACP1-0212	\$96



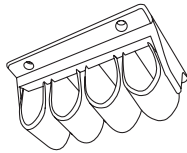
- includes switch
- power surge with 10' cord
- four electrical outlets
- field installed

Wire Management Trays	7½	45				GP9WMT1-0845	\$279
	7½	35				GP9WMT1-0835	\$235
	7½	25				GP9WMT1-0825	\$191



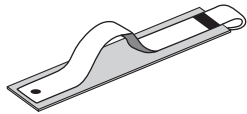
- silver powder-coated finish
- four hanging brackets (CI2C00)

Description	D	W	H	CTN WT	CU FT	① Model	List Price
Cable Management Clip	2½	3¾	1⅝	1	1	0304CMC	\$56




- four retention loops
- field installed with screws provided
- mounts under surface
- black

Wire Management Velcro Straps (Set of 4)	1¾	3½	¼	1	1	04WVS	\$58
---	----	----	---	---	---	--------------	-------------



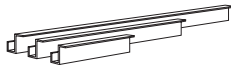
- field installed with adhesive tape provided
- mounts under surface or on vertical panels
- black

Wire Management Channel	2½	36	1	4		36WC	\$82
	2½	24	1	3		24WC	\$74
	2½	12	1	2		12WC	\$64




- black plastic
- field installed with adhesive tape provided

Wire Management Trough	2½	36	2½	3		36WCT	\$157
	2½	24	2½	3		24WCT	\$143
	2½	12	2½	2		12WCT	\$123



- black plastic
- field installed with screws provided

Wire Management Trough	1⅝	36	2¾	1		36WJC	\$67
	1⅝	24	2¾	1		24WJC	\$49
	1⅝	12	2¾	1		12WJC	\$26


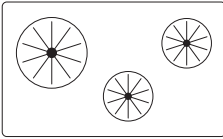
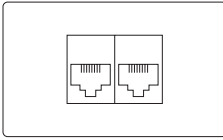
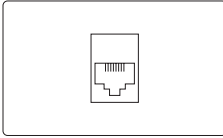
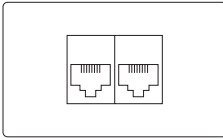
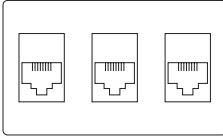



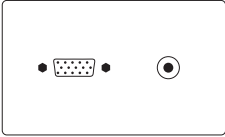
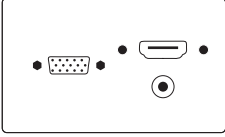
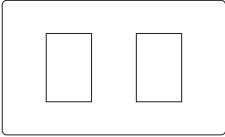
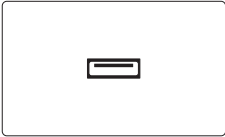

- black plastic
- field installed with adhesive tape provided
- mounts to edge of surface top

To Order, Specify:

① Model Number

Type 1 Telecom Plates/Jacks

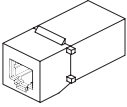
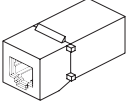
Description	D	W	H	CTN WT	CU FT	① Model	List Price
Data Plate - Blank Cap 		1 3/4	3 3/8			TCP101	\$17
<ul style="list-style-type: none"> • for use in EC4, EC5, EC6, EC7 							
Data Plate - Three Cord Bushings 		1 3/4	3 3/8			TCP102	\$79
<ul style="list-style-type: none"> • for use in EC4, EC5, EC6, EC7 							
Data Plate - Two Jacks 		1 3/4	3 3/8			TCP103	\$141
<ul style="list-style-type: none"> • one RJ11 Cat3 Jack • one RJ-45 Cat6 Jack • for use in EC4, EC5, EC6, EC7 							
Data Plate - One Jack 		1 3/4	3 3/8			TCP104	\$100
<ul style="list-style-type: none"> • one RJ-45 Cat6 jack • for use in EC4, EC5, EC6, EC7 							
Data Plate - Two Jacks 		1 3/4	3 3/8			TCP105	\$168
<ul style="list-style-type: none"> • two RJ-45 Cat6 jacks • for use in EC4, EC5, EC6, EC7 							
Data Plate - Three Jacks 		1 3/4	3 3/8			TCP106	\$236
<ul style="list-style-type: none"> • three RJ-45 Cat6 jacks • for use in EC4, EC5, EC6, EC7 							
Data Plate - HDMI 		1 3/4	3 3/8			TCP107	\$223
<ul style="list-style-type: none"> • one HDMI female to female with 36" cord • for use in EC4, EC5, EC6, EC7 							

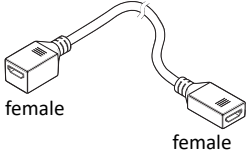
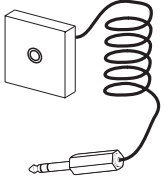
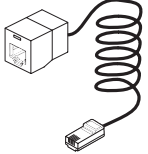
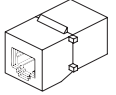
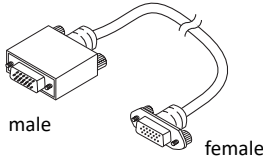
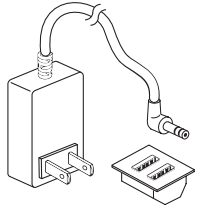
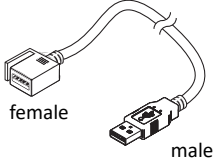
Description	D	W	H	CTN WT	CU FT	① Model	List Price
Data Plate - VGA and Mini-Stereo  <ul style="list-style-type: none"> • one VGA female to female with 72" cord • one Mini-Stereo Inline • for use in EC4, EC5, EC6, EC7 		1 3/4	3 1/8			TCP108	\$216
Data Plate - VGA, HDMI and Mini-Stereo  <ul style="list-style-type: none"> • one VGA female to female with 72" cord • one HDMI female to female with 36" cord • one Mini-Stereo Inline • for use in EC4, EC5, EC6, EC7 		1 3/4	3 1/8			TCP109	\$373
Data Plate - Two Open Data Ports  <ul style="list-style-type: none"> • used with two Type 3 Telecom Jacks; see page VS363 • for use in EC4, EC5, EC6, EC7 		1 3/4	3 1/8			TCP110	\$17
Data Plate - USB 3.0  <ul style="list-style-type: none"> • one USB 3.0 Type A/A with 36" patch cord with male end • for use in EC4, EC5, EC6, EC7 • data transfer port • can become powered USB charging port with addition of TCP111-POW power supply 		1 3/4	3 1/8			TCP111	\$245
USB Charging - Power Supply  <ul style="list-style-type: none"> • USB power supply • for use with TCP111 • converts TCP111 into USB charging port • power source under table or from building required to power unit 						TCP111-POW	\$106

To Order, Specify:

① Model Number

Type 2 Telecom Jacks

Description	D	W	H	CTN WT	CU FT	① Model	List Price
Phone Jack 						TCP201	\$70
						<ul style="list-style-type: none">• RJ-11 phone jack• for use in EC7	
Data Jack 						TCP202	\$92
						<ul style="list-style-type: none">• CAT6-RJ45 data jack• for use in EC7	

Description	D	W	H	CTN WT	CU FT	① Model	List Price
HDMI Connector  <ul style="list-style-type: none"> • HDMI coupler • 18" cord • female to female connection • for use in EC9, EC10, EC13, EC15 • uses data adapter kit CCC adapter plate 						TCP301	\$114
Mini Stereo Jack  <ul style="list-style-type: none"> • 3.5 mm Mini Stereo Jack • 10 foot cord • female to male connection • for use in EC9, EC10, EC13, EC15 • installs directly into unit without need of data adapter kit 						TCP302	\$58
Network Jack  <ul style="list-style-type: none"> • Cat5e RJ-45 Panduit Jack • Pre-terminated • 9 foot cord • 8-Pin • for use in EC9, EC10, EC13, EC15 • uses data adapter kit FFF adapter plate 						TCP303	\$105
Voice Coupler  <ul style="list-style-type: none"> • AMP Category 3, RJ-11 • 6-Pin • connects to standard phone cord • for use in EC9, EC10, EC13, EC15 • uses data adapter kit CCC adapter plate 						TCP304	\$43
Data Jack - VGA 15 Pin  <ul style="list-style-type: none"> • 120" M/F cable- female-to-male connection • 15 pin connections • provides electronic device to remove display connection • uses data adapter kit HHH adapter plate 						TCP305	\$141
Dual Powered USB Charging  <ul style="list-style-type: none"> • two (2) USB-A connections for USB powered devices or charging mobile electronics • 2000mA (2 amp) charging power per USB port • black or white option • for use in EC9, EC10, EC13, EC15 • installs directly into unit without need of data adapter kit • 27" cord 						TCP306	\$180
Data Jack - USB 3.0  <ul style="list-style-type: none"> • USB 3.0 data jack with 10' cord and male plug • for use in EC9, EC10, EC13, EC15 • data transfer port- no USB charging capability • data transfer speed up to 5gbs/sec • uses data adapter kit CCC adapter plate 						TCP307	\$98

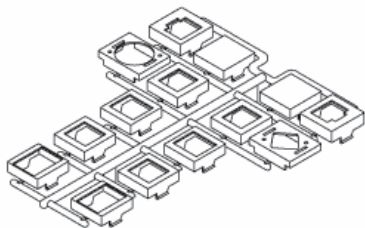
To Order, Specify:

① Model Number

Data Adapter Applications

Data adapter kits ship with each power and data unit.

Adapter plates are marked on the back with letter designators to indicate the data jack manufacturer, series and style. Websites are listed below for quick reference to verify data jack series or style.



Included with EC9, EC10, EC13, EC15, TCP110 and CC9CNE1-0708.

NOTE: Verify fit of data jack in adapter before ordering large quantities as manufacturer designs may change without notice.

Adapter	Manufacturer	Website
AA	Uniprise/Systimax/Avaya	www.uniprisesolutions.com
BB	Tyco SL and 100 Connect Series Modular Jacks	www.amconnect.com
BB	Siemon Keystone Style	www.siemon.com
BB	Allen Tel Versa Tap Series	www.allentel.com
BB	Leviton Quick Port® Series	www.leviton.com
BB	Nordx Keystone Style	www.nordx.com
CC	Tyco SL Coupler Series	www.amconnect.com
CC	Krone 6000 Series	www.adc.com
CC	Hubbell Xcelerator™ Keystone Series	www.hubbell.com
DD	Blank (no coupler/jack)	
EE	Ortronics TracJack Series	www.ortronics.com
FF	Panduit Mini-Com Series	www.panduit.com
GG	Microphone jack/3-pin XLR, solder type only	
HH	Video Monitor jack/DB-15, panel mount solder style	

The TCP110 Type 1 Data plate comes with the adapter kit to allow installation of data jacks listed above. The TCP110 can be installed in the EC4, EC5, EC6, EC7.

