

## Waltham Order Check List:



**Specify:**

- 1. Model Number
- 2. Wood Species - Maple (M)
- 3. Wood Finish
- 4. Fabric Selection - vendor, pattern and color
- 5. Optional Knee Tilt/Gas Mechanism - add \$201 list
- 6. Optional Conference Self-Return Swivel Mechanism - add \$126 list
- 7. Optional Antique Brass Hood over Black Ball Caster - add \$42 list

**Example:**

WA4013 | M | AUB | MOMENTUM | VOX | MYSTIC  
 (model #) | (wood species) | (finish) | (fabric vendor) | (pattern name) | (pattern color)

**1. Model Number**

**2. Wood Species - Maple (M)**

**3. Wood Finish Options:**

CAG Aged Ash Coordinate	CGR Graphite Coordinate
ALE Ale	HRV Harvest
AUB Auburn	CHL High Line Coordinate
BRL Barley	CKC Khaki Coordinate
CBE Blonde Echo Coordinate	LGC Legacy
BBN Bourbon	MCH Mocha
CBZ Brazilwood Coordinate	NTO Night Owl
BRG Brighton	COA Oatmeal Cookie Coordinate
BUT Butterscotch	CPI Pinnacle Walnut Coordinate
CIN Cinnamon	PRL Praline
CLA Classic	SAF Saffron
CCF Coffee Coordinate	SIE Sienna
CLL Collectors	CST Studio Teak Coordinate
CCR Cremello Coordinate	TOF Toffee
EAR Earthy	TRF Truffle
ESP Espresso	VEN Venetian
FLX Flax	CVI Vintage Coordinate
CFL Florence Walnut Coordinate	CWH Walnut Heights Coordinate
CFO Fossil Coordinate	CWE Weathered Ash Coordinate

**4. Fabric Selection - Please supply the following:**

- Vendor name
- Pattern name
- Pattern color

[For a complete list of JSI Graded-In Fabric click here](#)

When specifying contrasting upholstery, indicate clearly which upholstery is to be applied to the seat, back and arms. Use higher grade pricing.

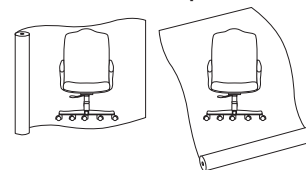
- Indicate direction of fabric - Railroaded or Up the Roll
- Please provide illustration, if available

**All COM orders must include the following:**

- Vendor's name, pattern name and color
- Sample of the fabric attached to order
- Model numbers of items for fabric application
- Special application instructions (e.g., all stripes will be applied front to back unless specified otherwise)
- Customer and purchase order number

Ship prepaid COM material to:  
 JSI  
 Attn: COM Dept  
 932 Mill Street  
 Jasper, IN 47546

Application of fabric:  
 Railroaded      Up the Roll

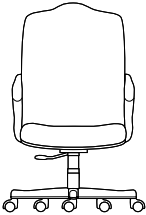


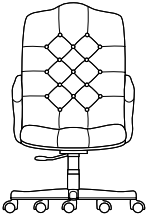
All COM orders will ship at standard lead time from receipt of COM except for orders requiring special custom matched finishes.

**5. Optional Knee Tilt/Gas Mechanism - add \$201 list**

**6. Optional Conference Self-Return Swivel Mechanism - add \$126 list**

**7. Optional Antique Brass Hood over Black Ball Caster - add \$42 list**

Description	1 Model	Specifications	List Price Per Grade																												
Executive High Back 	<b>WA4013</b> <ul style="list-style-type: none"> <li>· upholstered arm cap, back and seat</li> <li>· open wood arm</li> <li>· seat height range is 17-21</li> <li>· arm height range is 26½ - 29½</li> </ul>	<table border="1"> <thead> <tr> <th>Dimensions</th> <th>D</th> <th>W</th> <th>H</th> </tr> </thead> <tbody> <tr> <td>Overall</td> <td>28</td> <td>24½</td> <td>45¾</td> </tr> <tr> <td>Seat</td> <td>18¾</td> <td>21¾</td> <td>21</td> </tr> <tr> <td>Arm</td> <td></td> <td></td> <td>29½</td> </tr> </tbody> </table>	Dimensions	D	W	H	Overall	28	24½	45¾	Seat	18¾	21¾	21	Arm			29½	<table border="1"> <thead> <tr> <th colspan="2">Upholstery</th> <th colspan="2">Shipping</th> </tr> </thead> <tbody> <tr> <td>COM Ydg</td> <td>3¼</td> <td>Ctn Wt</td> <td>59</td> </tr> <tr> <td>COL Sq Ft</td> <td>59</td> <td>Cu Ft</td> <td>21</td> </tr> </tbody> </table>	Upholstery		Shipping		COM Ydg	3¼	Ctn Wt	59	COL Sq Ft	59	Cu Ft	21
		Dimensions	D	W	H																										
Overall	28	24½	45¾																												
Seat	18¾	21¾	21																												
Arm			29½																												
Upholstery		Shipping																													
COM Ydg	3¼	Ctn Wt	59																												
COL Sq Ft	59	Cu Ft	21																												
			<table border="1"> <tbody> <tr><td>COM</td><td>\$2,556</td></tr> <tr><td>A</td><td>\$2,589</td></tr> <tr><td>B</td><td>\$2,649</td></tr> <tr><td>COL/C</td><td>\$2,758</td></tr> <tr><td>D</td><td>\$2,899</td></tr> <tr><td>E</td><td>\$3,040</td></tr> <tr><td>F</td><td>\$3,189</td></tr> <tr><td>G</td><td>\$3,400</td></tr> <tr><td>H</td><td>\$3,624</td></tr> <tr><td>I</td><td>\$3,976</td></tr> <tr><td>J</td><td>\$4,398</td></tr> <tr><td>L1</td><td>\$3,443</td></tr> <tr><td>L2</td><td>\$3,666</td></tr> </tbody> </table>	COM	\$2,556	A	\$2,589	B	\$2,649	COL/C	\$2,758	D	\$2,899	E	\$3,040	F	\$3,189	G	\$3,400	H	\$3,624	I	\$3,976	J	\$4,398	L1	\$3,443	L2	\$3,666		
COM	\$2,556																														
A	\$2,589																														
B	\$2,649																														
COL/C	\$2,758																														
D	\$2,899																														
E	\$3,040																														
F	\$3,189																														
G	\$3,400																														
H	\$3,624																														
I	\$3,976																														
J	\$4,398																														
L1	\$3,443																														
L2	\$3,666																														

Description	1 Model	Specifications	List Price Per Grade																												
Executive High Back 	<b>WA4018</b> <ul style="list-style-type: none"> <li>· upholstered arm cap, back and seat</li> <li>· tufted</li> <li>· open wood arm</li> <li>· seat height range is 17-21</li> <li>· arm height range is 26½ - 29½</li> </ul>	<table border="1"> <thead> <tr> <th>Dimensions</th> <th>D</th> <th>W</th> <th>H</th> </tr> </thead> <tbody> <tr> <td>Overall</td> <td>28</td> <td>24½</td> <td>45¾</td> </tr> <tr> <td>Seat</td> <td>18¾</td> <td>21¾</td> <td>21</td> </tr> <tr> <td>Arm</td> <td></td> <td></td> <td>29½</td> </tr> </tbody> </table>	Dimensions	D	W	H	Overall	28	24½	45¾	Seat	18¾	21¾	21	Arm			29½	<table border="1"> <thead> <tr> <th colspan="2">Upholstery</th> <th colspan="2">Shipping</th> </tr> </thead> <tbody> <tr> <td>COM Ydg</td> <td>3¼</td> <td>Ctn Wt</td> <td>60</td> </tr> <tr> <td>COL Sq Ft</td> <td>59</td> <td>Cu Ft</td> <td>21</td> </tr> </tbody> </table>	Upholstery		Shipping		COM Ydg	3¼	Ctn Wt	60	COL Sq Ft	59	Cu Ft	21
		Dimensions	D	W	H																										
Overall	28	24½	45¾																												
Seat	18¾	21¾	21																												
Arm			29½																												
Upholstery		Shipping																													
COM Ydg	3¼	Ctn Wt	60																												
COL Sq Ft	59	Cu Ft	21																												
			<table border="1"> <tbody> <tr><td>COM</td><td>\$2,991</td></tr> <tr><td>A</td><td>\$3,023</td></tr> <tr><td>B</td><td>\$3,084</td></tr> <tr><td>COL/C</td><td>\$3,194</td></tr> <tr><td>D</td><td>\$3,334</td></tr> <tr><td>E</td><td>\$3,475</td></tr> <tr><td>F</td><td>\$3,623</td></tr> <tr><td>G</td><td>\$3,833</td></tr> <tr><td>H</td><td>\$4,059</td></tr> <tr><td>I</td><td>\$4,410</td></tr> <tr><td>J</td><td>\$4,832</td></tr> <tr><td>L1</td><td>\$3,877</td></tr> <tr><td>L2</td><td>\$4,101</td></tr> </tbody> </table>	COM	\$2,991	A	\$3,023	B	\$3,084	COL/C	\$3,194	D	\$3,334	E	\$3,475	F	\$3,623	G	\$3,833	H	\$4,059	I	\$4,410	J	\$4,832	L1	\$3,877	L2	\$4,101		
COM	\$2,991																														
A	\$3,023																														
B	\$3,084																														
COL/C	\$3,194																														
D	\$3,334																														
E	\$3,475																														
F	\$3,623																														
G	\$3,833																														
H	\$4,059																														
I	\$4,410																														
J	\$4,832																														
L1	\$3,877																														
L2	\$4,101																														

**To Order, Specify:**

- 1 Model Number
- 2 Wood Species - Maple (M)
- 3 Wood Finish
- 4 Fabric Selection - vendor, pattern and color
- 5 Optional Knee Tilt/Gas Mechanism - add \$201 list
- 6 Optional Conference Self-Return Swivel Mechanism - add \$126 list
- 7 Optional Antique Brass Hood over Black Ball Caster - add \$42 list

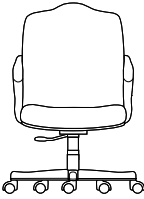
**3 Wood Finish Options:**

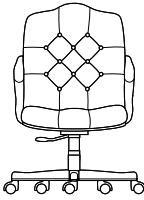
CAG	Aged Ash Coordinate	CGR	Graphite Coordinate
ALE	Ale	HRV	Harvest
AUB	Auburn	CHL	High Line Coordinate
BRL	Barley	CKC	Khaki Coordinate
CBE	Blonde Echo Coordinate	LGC	Legacy
BBN	Bourbon	MCH	Mocha
CBZ	Brazilwood Coordinate	NTO	Night Owl
BRG	Brighton	COA	Oatmeal Cookie Coordinate
BUT	Butterscotch	CPI	Pinnacle Walnut Coordinate
CIN	Cinnamon	PRL	Praline
CLA	Classic	SAF	Saffron
CCF	Coffee Coordinate	SIE	Sienna
CLL	Collectors	CST	Studio Teak Coordinate
CCR	Cremello Coordinate	TOF	Toffee
EAR	Earthy	TRF	Truffle
ESP	Espresso	VEN	Venetian
FLX	Flax	CVI	Vintage Coordinate
CFL	Florence Walnut Coordinate	CWH	Walnut Heights Coordinate
CFO	Fossil Coordinate	CWE	Weathered Ash Coordinate

- 4 See a selection of graded in fabric manufacturers and patterns on pages 20-28 Contact Customer Service for additional fabric options.

**Specifications**

- Wood species - Maple.
- One piece solid plywood construction.
- Seat is high resiliency multi-density polyurethane foam.
- Back interior is multi-density polyurethane foam with foam lumbar support.
- Adjustment is mid-pivot, mid-knee tilt with gas height adjustment.
- Wood arm has biscuit reinforcement.
- Arm cap is rigid urethane with neoprene foam.
- C316, wood base cap.
- C10, hooded black double wheel caster.
- Caster is hard tread.

Description	1 Model	Specifications	List Price Per Grade
Management Mid Back 	<b>WA4023</b> · upholstered arm cap, back and seat · open wood arm · seat height range is 17-21 · arm height range is 26 1/2 - 29 1/2	<b>Dimensions</b>	<b>COM \$2,365</b>
		Overall	A \$2,392
		Seat	B \$2,451
		Arm	COL/C \$2,553
		<b>Upholstery</b>	D \$2,682
		COM Ydg	E \$2,811
		COL Sq Ft	F \$2,948
		<b>Shipping</b>	G \$3,144
		Ctn Wt	H \$3,351
		Cu Ft	I \$3,675
			J \$4,064
			L1 \$3,181
			L2 \$3,389

Description	1 Model	Specifications	List Price Per Grade
Management Mid Back 	<b>WA4028</b> · upholstered arm cap, back and seat · tufted · open wood arm · seat height range is 17-21 · arm height range is 26 1/2 - 29 1/2	<b>Dimensions</b>	<b>COM \$2,798</b>
		Overall	A \$2,827
		Seat	B \$2,886
		Arm	COL/C \$2,985
		<b>Upholstery</b>	D \$3,116
		COM Ydg	E \$3,244
		COL Sq Ft	F \$3,382
		<b>Shipping</b>	G \$3,576
		Ctn Wt	H \$3,783
		Cu Ft	I \$4,108
			J \$4,497
			L1 \$3,615
			L2 \$3,823

**To Order, Specify:**

- 1 Model Number
- 2 Wood Species - Maple (M)
- 3 Wood Finish
- 4 Fabric Selection - vendor, pattern and color
- 5 Optional Knee Tilt/Gas Mechanism - add \$201 list
- 6 Optional Conference Self-Return Swivel Mechanism - add \$126 list
- 7 Optional Antique Brass Hood over Black Ball Caster - add \$42 list

**3 Wood Finish Options:**

- |                                |                                |
|--------------------------------|--------------------------------|
| CAG Aged Ash Coordinate        | CGR Graphite Coordinate        |
| ALE Ale                        | HRV Harvest                    |
| AUB Auburn                     | CHL High Line Coordinate       |
| BRL Barley                     | CKC Khaki Coordinate           |
| CBE Blonde Echo Coordinate     | LGC Legacy                     |
| BBN Bourbon                    | MCH Mocha                      |
| CBZ Brazilwood Coordinate      | NTO Night Owl                  |
| BRG Brighton                   | COA Oatmeal Cookie Coordinate  |
| BUT Butterscotch               | CPI Pinnacle Walnut Coordinate |
| CIN Cinnamon                   | PRL Praline                    |
| CLA Classic                    | SAF Saffron                    |
| CCF Coffee Coordinate          | SIE Sienna                     |
| CLL Collectors                 | CST Studio Teak Coordinate     |
| CCR Cremello Coordinate        | TOF Toffee                     |
| EAR Earthy                     | TRF Truffle                    |
| ESP Espresso                   | VEN Venetian                   |
| FLX Flax                       | CVI Vintage Coordinate         |
| CFL Florence Walnut Coordinate | CWH Walnut Heights Coordinate  |
| CFO Fossil Coordinate          | CWE Weathered Ash Coordinate   |

**Specifications**

- Wood species - Maple.
- One piece solid plywood construction.
- Seat is high resiliency multi-density polyurethane foam.
- Back interior is multi-density polyurethane foam with foam lumbar support.
- Adjustment is mid-pivot, mid-knee tilt with gas height adjustment.
- Wood arm has biscuit reinforcement.
- Arm cap is rigid urethane with neoprene foam.
- C316, wood base cap.
- C10, hooded black double wheel caster.
- Caster is hard tread.

4 See a selection of graded in fabric manufacturers and patterns on pages 20-28 Contact Customer Service for additional fabric options.

# Waltham Order Check List:



**Specify:**

- 1. Model Number
- 2. Wood Species - Maple (M)
- 3. Wood Finish
- 4. Fabric Selection - vendor, pattern and color

**Example:**

WA8060 | M | AUB | MOMENTUM | VOX | MYSTIC  
 (model #) | (wood species) | (finish) | (fabric vendor) | (pattern name) | (pattern color)

**1. Model Number**

**2. Wood Species - Maple (M)**

**3. Wood Finish Options:**

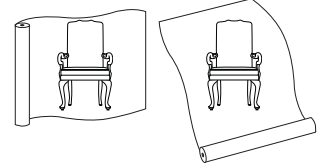
CAG Aged Ash Coordinate	CGR Graphite Coordinate
ALE Ale	HRV Harvest
AUB Auburn	CHL High Line Coordinate
BRL Barley	CKC Khaki Coordinate
CBE Blonde Echo Coordinate	LGC Legacy
BBN Bourbon	MCH Mocha
CBZ Brazilwood Coordinate	NTO Night Owl
BRG Brighton	COA Oatmeal Cookie Coordinate
BUT Butterscotch	CPI Pinnacle Walnut Coordinate
CIN Cinnamon	PRL Praline
CLA Classic	SAF Saffron
CCF Coffee Coordinate	SIE Sienna
CLL Collectors	CST Studio Teak Coordinate
CCR Cremello Coordinate	TOF Toffee
EAR Earthy	TRF Truffle
ESP Espresso	VEN Venetian
FLX Flax	CVI Vintage Coordinate
CFL Florence Walnut Coordinate	CWH Walnut Heights Coordinate
CFO Fossil Coordinate	CWE Weathered Ash Coordinate

**All COM orders must include the following:**

- Vendor's name, pattern name and color
- Sample of the fabric attached to order
- Model numbers of items for fabric application
- Special application instructions (e.g., all stripes will be applied front to back unless specified otherwise)
- Customer and purchase order number

Ship prepaid COM material to:  
 JSI  
 Attn: COM Dept  
 932 Mill Street  
 Jasper, IN 47546

Application of fabric:  
 Railroaded      Up the Roll



All COM orders will ship at standard lead time from receipt of COM except for orders requiring special custom matched finishes.

**4. Fabric Selection - Please supply the following:**

- Fabric vendor
- Pattern name
- Pattern color

[For a complete list of JSI Graded-In Fabric click here](#)

When specifying contrasting upholstery, indicate clearly which upholstery is to be applied to the seat and back. Use higher grade pricing.

- Indicate direction of fabric - Railroaded or Up the Roll
- Please provide illustration, if available

Description

1 Model


Specifications

List Price Per Grade

Guest Chair

**WA8060**

- open wood arm
- upholstered seat and back



Dimensions	D	W	H
Overall	31	27	42 1/2
Seat	17 3/4	22 1/2	19 1/4
Arm			26
Upholstery		Shipping	
COM Ydg	2 1/4	Ctn Wt	37
COL Sq Ft	41	Cu Ft	23

COM	\$1,435
A	\$1,458
B	\$1,501
COL/C	\$1,577
D	\$1,674
E	\$1,773
F	\$1,875
G	\$2,019
H	\$2,175
I	\$2,420
J	\$2,711
L1	\$2,050
L2	\$2,204

To Order, Specify:

- 1 Model Number
- 2 Wood Species - Maple (M)
- 3 Wood Finish
- 4 Fabric Selection - vendor, pattern and color

3 Wood Finish Options:

CAG	Aged Ash Coordinate	CGR	Graphite Coordinate
ALE	Ale	HRV	Harvest
AUB	Auburn	CHL	High Line Coordinate
BRL	Barley	CKC	Khaki Coordinate
CBE	Blonde Echo Coordinate	LGC	Legacy
BBN	Bourbon	MCH	Mocha
CBZ	Brazilwood Coordinate	NTO	Night Owl
BRG	Brighton	COA	Oatmeal Cookie Coordinate
BUT	Butterscotch	CPI	Pinnacle Walnut Coordinate
CIN	Cinnamon	PRL	Praline
CLA	Classic	SAF	Saffron
CCF	Coffee Coordinate	SIE	Sienna
CLL	Collectors	CST	Studio Teak Coordinate
CCR	Cremello Coordinate	TOF	Toffee
EAR	Earthy	TRF	Truffle
ESP	Espresso	VEN	Venetian
FLX	Flax	CVI	Vintage Coordinate
CFL	Florence Walnut Coordinate	CWH	Walnut Heights Coordinate
CFO	Fossil Coordinate	CWE	Weathered Ash Coordinate

Specifications

- Wood species - Maple.
- Frame exterior is joined with dowels.
- Seat box is reinforced with corner blocks.
- Hardwood interior frame is joined with double dowels.
- Seat has synthetic sheet webbing with high resiliency seat polyurethane foam.
- Back interior is polyurethane foam.

- 4 See a selection of graded in fabric manufacturers and patterns on pages 20-28 Contact Customer Service for additional fabric options.