

*price list* effective May 3, 2021

# SEATING

---

V1 A-I



# Seating Price List | Volume 1: A-I

## General Information

Environmental Mission . . . . .	4
Warranty . . . . .	5
Laminate and Veneer Characteristics . . . . .	5
Samples . . . . .	6
Order Procedures . . . . .	6
Quickship Program . . . . .	6
Delivery . . . . .	6
Freight Damage . . . . .	7
Repairs and Returns . . . . .	7
Care and Maintenance . . . . .	7
Fire Retardancy / CAL 133 . . . . .	8
Textile Information / COM and COL Policy . . . . .	9

## Textile and Leather Swatch Card Programs

Maharam . . . . .	11-12
Momentum . . . . .	13-17
Spradling and Stinson . . . . .	18
Ultrafabrics . . . . .	19
Cortina . . . . .	20

## Fabric Grading

Arc-Com . . . . .	21
DesignTex . . . . .	22
Maharam . . . . .	23
Mayer . . . . .	24
Momentum . . . . .	25

## Fabric Grading (cont.)

Spradling . . . . .	27
Stinson . . . . .	26
Ultrafabrics . . . . .	27

## Leather Grading

Cortina . . . . .	28
-------------------	----

## Custom Options . . . . . 29

## Specification Tools . . . . . 30

## GSA Terms and Conditions . . . . . 31-34

## A

<b>Addison</b> . . . . .	36
Guest . . . . .	37
Stools . . . . .	37
<b>Alden</b> . . . . .	38
Guest . . . . .	40-41
Stools . . . . .	40, 42
<b>Americana</b> . . . . .	43
Guest . . . . .	44-45
Swivel . . . . .	44
Stools . . . . .	46-48
Benches . . . . .	48-49
<b>Ansen</b> . . . . .	50
Stools . . . . .	52
<b>Avalon</b> . . . . .	53
Guest . . . . .	54-62
Stools . . . . .	54-56, 58-60, 62-64
<b>Avini</b> . . . . .	65
Guest . . . . .	66
Stools . . . . .	67-68

## B

<b>BeSpace</b> . . . . .	69
Guest . . . . .	97
Lounge . . . . .	84-96
Casegoods . . . . .	100-113
Occasional Tables . . . . .	98-99
<b>Bison</b> . . . . .	115
Stools . . . . .	116-117
<b>Boston</b> . . . . .	118
Guest . . . . .	119-120
Swivel . . . . .	119
Benches . . . . .	120-121
<b>Bourne</b> . . . . .	122
Guest . . . . .	126
Lounge . . . . .	126
Stools . . . . .	127
Occasional Tables . . . . .	128-129
<b>Bryn</b> . . . . .	130
Guest . . . . .	132-134
Stools . . . . .	134-136

## C

<b>Cāav</b> . . . . .	137
Lounge . . . . .	144-169
Casegoods . . . . .	170-177
<b>Cabaret</b> . . . . .	178
Guest . . . . .	181
Swivel . . . . .	179
<b>Collective Motion</b> . . . . .	182
Guest . . . . .	191
Lounge . . . . .	188-190
Tables . . . . .	192-195
Meeting Tables . . . . .	196
Casegoods . . . . .	197-199
<b>Connect</b> . . . . .	200
Lounge . . . . .	218-268
Occasional Tables . . . . .	262-269
Casegoods . . . . .	269-275
<b>Corbin</b> . . . . .	276
Lounge . . . . .	277-278
Benches . . . . .	278-279
<b>Cym</b> . . . . .	280
Guest . . . . .	281-284
Swivel . . . . .	287
Stools . . . . .	285-286

## E

<b>Encore</b> . . . . .	288
Lounge . . . . .	290-293, 297-303
Benches . . . . .	298-299
Occasional Tables . . . . .	294-296
<b>Esque</b> . . . . .	306
Lounge . . . . .	307

## F

<b>Finn</b> . . . . .	308
Lounge . . . . .	309-310
Benches . . . . .	311
Occasional Tables . . . . .	312-313
<b>Finn Nu</b> . . . . .	314
Lounge . . . . .	315
Benches . . . . .	316
Occasional Tables . . . . .	317-318
<b>Florette</b> . . . . .	320
Guest . . . . .	321

## G

<b>Garvey R5</b> . . . . .	322
Swivel . . . . .	323-325
<b>Gatsby</b> . . . . .	326
Guest . . . . .	327-339

## H

<b>Hanover</b> . . . . .	340
Stools . . . . .	342
<b>Harbor</b> . . . . .	344
Guest . . . . .	347
Lounge . . . . .	349
Swivel . . . . .	345
<b>Hedron</b> . . . . .	350
Lounge . . . . .	351-361
<b>Hoopz</b> . . . . .	362
Guest . . . . .	363-364
Stools . . . . .	364-367

## I

<b>Indie</b> . . . . .	368
Lounge . . . . .	374-389
Occasional Tables . . . . .	390-398
Tiles, Screens, Accessories . . . . .	402-461

<b>Index</b> . . . . .	462-464
------------------------	---------



## Environmental Mission

Our vision and goal is a sustaining supplier, manufacturer and customer for the long term protection and preservation of our environment for future generations.

### MISSION

To achieve this vision, we are dedicated to ensuring the health and wellbeing of all of our partners, reducing negative impact on the environment, and maintaining price structure by increasing efficiencies and reducing consumption.

JSI, and it's parent company, is an internal manufacturer and has been an environmentally conscious organization for more than 80 years.

We are proud to use wood as our primary sustainable material resource and all corporate policies and procedures support the efforts to "recover, recycle, reuse, repurpose, reduce, refuse, and re-engineer". In doing this, we are committed to the conservation of the environment and its natural resources as well as encouraging our suppliers and customers to do the same. A goal of a "Sustainable Partnership", supplier, manufacturer and customer, is essential for the long term protection preservation and sustainability of our environment for future generations.

### LOCATION

Our manufacturing facilities are located in the center of Southern Indiana. With our diverse product offering and manufacturing capabilities, we provide a single source for all of your project needs allowing you to conserve our fossil fuels and reduce greenhouse gases.

### PACKAGING

We place emphasis on the minimal use of disposable packaging while still providing adequate protection to the finished product. Our corrugated packaging is recyclable, reusable, and up to 100% recycled content. We reuse or recycle more than 175 tons of corrugated material annually.

### REGULATORY

All of our manufacturing facilities are in compliance with applicable OSHA regulations and meet or exceed all applicable DEM and EPA regulations for air emissions, storm water and hazardous waste disposal.

### MANUFACTURING FACILITIES

Our manufacturing facilities are geared toward eco-efficiency and are encouraged to continually improve and conserve. Solid wood not used in the direct manufacturing process is recovered for the operation of our dry kilns, thus reducing greenhouse gases, the use of fossil fuels, and the burden of waste placed on landfills. Composite panels not used in the direct manufacturing process are ground and sold for use as animal bedding and boiler fuel. In addition to other energy savings techniques, our manufacturing facilities use high efficient lighting, make use of power factor capacitors, and encourage all to conserve and reduce energy consumption and water usage. Condensation pumps are used to aid in water conservation as well as extending boiler life.

### MANUFACTURING PROCESSES

Our finish processes utilize efficient spray guns and proper spray techniques to reduce wasted material. Excess finish material, solvents, and waste are recycled. Many of the assembly processes use water based glues that contain no hazardous ingredients.

### TEXTILES

Many of our fabric options utilize up to 100% recycled content. Our leather alternative program includes selections that contain no toxic materials, plasticizers, heavy metals, or formaldehyde and have a 100% biodegradable back cloth. Some of the available panel fabric used, if discarded is a biological nutrient for the soil. Most of the components (foam, batting, and polycord) used in upholstered products are recyclable. Excess fabrics and leathers not utilized in the upholstery process go to recyclers and local charities for additional use.

### WOOD

Wood is the most diverse, most process friendly, and most widely utilized natural resource in mankind's history. No other natural resource can match the environmental advantages of wood, including being renewable, recyclable, natural, carbon negative, and biodegradable. Utilizing the sun's energy, trees grow and remove carbon dioxide from the air while giving off oxygen to benefit the entire planet. Approximately 49% of wood's dry weight is carbon and harvesting mature trees in a sustainable forest, which has slowed in the absorption of carbon dioxide, allows the photosynthetic cycle to continue at full optimization and allow for the carbon to remain sequestered. We are proud to use wood as our primary "sustainable" renewable resource.

### WOOD OPTIONS

Many environmentally friendly solid wood and engineered wood options are available for quote, including: Lyptus®, Plyboo®, reclaimed woods, agricultural and post-consumer waste fiber products, etc.

### INDOOR AIR QUALITY

Our goal is to reduce the impact our products will have on the indoor air quality. We practice the latest technologies and utilize a third party to assure we meet this goal. GreenGuard, one of the leaders in IAQ certification, continues to certify our product offering with UL2818 - GreenGuard Indoor Air Quality certification.

### PARTNERSHIPS

BIFMA

*Business and Institutional Furniture Manufacturer Association*

USGBC

*United States Green Building Council*

IIDA

*International Interior Design Association*

FSC

*Forest Stewardship Council - Forestland*

*UL GreenGuard*

*Indiana Department of Natural/Resources - Division of Forestry - Classified Forest, Wildlands Program*

## Warranty

JSI warrants to the original purchaser that each piece of furniture will be free from defects in workmanship, given normal use and care for as long as the original customer owns and uses the product. Normal use is defined as the equivalent of a single shift, 40-hour work week.

JSI will, at its option, repair or replace with comparable product within the terms of the warranty.

### Exceptions to Warranty:

#### 12 Years (from date of purchase)

- Wood Seating
- Seating Controls
- Veneer Surfaces
- Laminate Surfaces
- Pneumatic Cylinders

#### 5 Years (from date of purchase)

- Glides · Casters · Task Lights
- Mesh/Knit Material · Foam
- Florette Plastic Frame Chairs
- Electrical Components
- Electric Height Adjustable Bases

### This Warranty Does Not Cover:

- Natural variations in color, grain or texture of wood and other covering materials over which JSI has no control.
- Normal wear, color fastness, shrinkage, puddling, wrinkling and stretching of upholsteries including fabric, vinyl, leather and other textiles. This warranty does not cover any defects that may arise in the use of COM or COL upholstery materials. Textile manufacturer's warranty will apply.
- Damages resulting from transportation, improper assembly, installation, handling, accident, user modification attachments, misuse, or neglect of product care.
- Damage resulting from extreme climate conditions.
- Finish damages resulting from normal wear and tear, improper maintenance, water damage, exposure to sunlight, extreme high or low humidity or temperature, or other acts of nature.
- Damage created by loading file drawers with anything other than hanging folders.

JSI makes no expressed or implied warranties to any product and, in particular, makes no warranty of merchantability of fitness for any particular purpose. JSI will not be liable for any consequential or incidental damages under this warranty.


## Unique Characteristic of Natural Woods and Veneers

JSI uses high quality wood and veneer harvested from sustainably managed forests. Every tree has unique and defining characteristics, like fingerprints. These characteristics can be defined by differences in color, grain configurations, and texture. These characteristics will be more noticeable if the product has a clear or lighter finish.

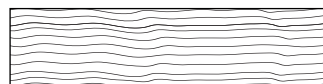
Maple and Cherry species have a higher degree of uneven distribution of grain, small color streaks, and pin knots.

At JSI, we take care of selecting woods and veneers that are used in our products. With this in mind, we hope you appreciate the beauty of each tree's fingerprints. Products will not be replaced due to these natural characteristics.

Veneers can be sliced in a variety of ways to create unique patterns. JSI uses several different patterns, as shown below.



flat cut



quarter cut



rift cut

JSI uses select beech, cherry, maple, oak and walnut cut wood products to produce the desired look of our furniture products.

Please reference the featured highlights of each product line to identify the species and grain patterns available for that product.

### Finish - Top Coat

To reduce hazardous formaldehyde emissions, we use our proprietary specially designed top coat, DuraTex™. Our finish significantly reduces hazardous formaldehyde emissions and helps improve indoor air quality.

### Finish - Color/Stains

A wide range of stains are available to bring out the beautiful characteristics of each wood species. We coordinate finish color between our veneer stains and solid lumber stains; however, not all may be a perfect match. The stains are continually reviewed for accuracy of color, as well as a constant monitoring of the latest color trends in the furniture market.

## Finish - Matching

Due to the natural characteristics of wood, environmental effects, and material upgrades, JSI cannot guarantee exact finish matches on existing furniture previously ordered.

If an exact match is required to accompany existing furniture, it must be specified at the time of order placement, so specific internal procedures can be followed to ensure a proper and acceptable finish match. We reserve the right to change our finish formula at any time to improve safety, quality, and appearance. Unless a finish match for existing furniture is requested at the time of ordering, we accept no liability for finish that may not match the existing furniture from prior orders.

Solid lumber may inherently have mineral streaks, pits, and various other natural occurrences. Care is taken in selecting the solid lumber parts to coordinate with the requested finish. This internal selection process is subject to availability of solid lumber parts.

## Custom/Special Finishes

JSI, upon request, will accommodate special finishes. A written request is required to proceed with custom finish orders. A sample reference is required for first time matches and must be included with the written request.

There is a one time charge of **\$321 list per order** for any non-standard wood finish.

Orders will be entered noting the special finish. A sample match will be provided to the customer. Written approval is needed before the finish process can be started. Delays in approval may have an impact on lead times.

Every effort will be made to create the requested match; however, an acceptable match may not be possible because of natural variations of wood. These natural variations can also cause minor differences in the final finish product.

## Samples

Samples of standard wood finishes, paint colors, metal colors, and standard laminate are available upon request. The fastest way for requests to be filled is by using our website. See below for options to request samples.

Website – [jsifurniture.com](http://jsifurniture.com) (click the resource tab)

JSI Sales representatives

Phone – 800.457.4511 – Customer Service

Fax – 812.771.4652

## Pricing

Prices found in this document or on our website are list prices in U.S. dollars for standard product delivery to one destination. Prices do not include storage, installation, or taxes. Possession of this price list does not constitute an offer to sell. Orders can only be received from approved authorized JSI dealers.

Prices and product information in this document, as well as our website, are subject to change without notice. Reference website for most up to date product offering and pricing.

## Orders

Detailed specification pages are available in the price list at the beginning of each series.

Additional information may be obtained by consulting the Customer Service Department or our website.

Indicate shipping address if different from billing address.

Send Orders To:

US Mail – JSI  
225 Clay Street  
Jasper, IN 47546  
Fax – 812-482-1548  
Email – orders@jaspergroup.us.com

JSI reserves the right to make changes in dimensions, styles, or specifications if we believe these changes will improve the safety, quality, or appearance of the product.

Acceptance of orders will be subject to credit approval, barring any acts of governments, or any other causes beyond our control (e.g. strikes, fire, embargo of materials, etc).

## Product Modifications

While we offer a wide range of products to accommodate many possible solutions, we also recognize the needs for our products to be modified from our standard offering.

In the series introduction section of each product, we address modification options for that series.


To see if the desired modification is possible, please contact our Customer Service Department for a quote. Note that order quantities and material availability can affect the quote. Additional information may be requested to fully quote modifications.

## Order Acknowledgments

All orders will be acknowledged promptly upon entry of a clean order. The acknowledgment will show how the order was entered, ship date and any other information pertinent to the order. It is the purchaser's responsibility to verify all the information on the acknowledgment carefully and notify us immediately, in writing, of any discrepancies.

Every reasonable effort is made to ship as acknowledged; however, the acknowledged ship date is approximate. Company will generally ship within five (5) working days of the acknowledged ship date. If a firm ship date is necessary, customer must inform company at time of order and company will make all reasonable efforts to meet each customer's request. Acknowledged shipping dates are contingent upon the force majeure conditions contained in these terms and conditions.

## Quickship

Items indicated with a Quickship symbol  ship within 10 business days of receipt of a clean, credit approved purchase order. Product for up to 20 offices or 40 seats can be selected from the following series: Boston, Bourne, Connect, Corbin, Encore, Garvey R5, Gatsby, Harbor, Indie, Madison, Moto, Newton, Proxy, Protocol, Ria, Ramona, Sosa, Tyler, and Ziva. See individual product pages for those models, finishes, and options available. Quickship fabrics are listed on pages 11 to 19. Available capacity is filled by orders as they are received. If normal 10 day Quickship is not available because capacity has been filled, you will be immediately notified. Changes and cancellations to Quickship orders are not allowed under any circumstances.

## Delivery

Our freight policy consists of prepaid freight to the 48 contiguous states; all other shipments are prepaid to port of exit ONLY. JSI reserves the right to select the appropriate carrier and shipment routes, most shipments are on freight carriers that are dedicated furniture specialists. Standard deliveries require a DOCK that can accommodate **75 foot trucks**. Ownership and inspection of product is the responsibility of the buyer upon pickup by the freight carrier. Pricing in this book is for standard delivery only. Standard delivery does **not** include non-dock delivery, inside delivery, residential delivery or installation of product. Fees and changes for non-standard deliveries are listed below.

## Standard Delivery Time

Between 8AM and 3PM Monday through Friday. Special delivery requests can be subject to additional fees to accommodate requests.

## Cancellations and Changes

All orders are considered firm and are not subject to cancellation or change without approval from JSI. All approved changes are subject to additional charges and revised lead times

## No Touch Freight

Our freight is considered "no touch". Therefore, customers are to be prepared to unload freight from inside the truck prior to arrival. In the instance that a driver must unload the shipment, driver assists fees will apply (see fees below).

## Detention Fees

- Carriers are given two-hour maximum time allotment to unload for one-stop truckloads.
- Carriers are given one hour maximum time allotment to unload for multi-stop truckloads
- \*Detention fees apply after allotted unloading time and will be at buyer's expense.

## On-Site Deliveries

Shipments to the installation site, and time deliveries are available on full truckloads or slightly less, at no additional charge. Shipments or timed deliveries for smaller shipments may not be available, or if available may require an additional charge.

## Residential Deliveries

Our freight policy prohibits the delivery of freight to a residential property.

## Fees

Orders of less than \$1,000 net . . . . . \$78 net  
 Weekday deliveries outside of standard delivery times . . . . . \$250  
 Weekend deliveries (Saturday or Sunday) . . . . . \$500  
 Liftgate Deliveries. . . . . \$100 minimum 5% of net price  
 Driver Assist . . . . . \$75  
 Jobsite Non-Dock Delivery . . . . . \$100  
 Inside Delivery (first floor inside only) - no installation  
 or carton removal. . . . . \$125 minimum 5% of net price

## Warehouse/Storage Fees

Additional storage time with a provided two-week approved notice is calculated at 3% per month of the product amount or per day.

## Please be Advised

- Reconsignment fees are the responsibility of the buyer.
- Any charges arising from failure to meet shipment, re-routing while in transit or carrier storage charges are the responsibility of the buyer.
- Contact Customer Service to inquire about skidding of products, special crating of products and product installation. These requests must be approved by JSI and made at the time of order.
- Carriers have the right to refuse delivery to a specified location if it conflicts with their liability policy.

## Freight Damage

JSI products are packed in cartons and meet or exceed existing codes for furniture and seating products. All shipments are delivered to the carrier in good condition and our liability ceases thereafter. If delivery arrives short or damaged, contact the carrier immediately to file a claim. In the event of concealed damage, notify the carrier and request immediate inspection. Failure to file a claim within 15 days after receipt of merchandise constitutes acceptance and a waiver of any such claims. Please inspect merchandise immediately upon receipt, otherwise there is no recourse. Keep all cartons and packing material, discarding these materials may negate your claim.

Storage of product in areas of uncontrolled humidity and temperature may cause damage to the product and void the JSI warranty.

## Repairs

JSI will not issue credit allowance for any type of repairs without prior written consent.

Sales order, product model numbers, and reason for repair will be expected in order to process the repair request. A digital photo will help to expedite the request. JSI reserves the right to recommend solutions for repair.

## Returns

No merchandise may be returned to JSI without a signed Return Good Authorization (RGA) form issued by our Customer Service Department. Any authorized return not due to damage or defect will be assessed a 45% restocking fee and all return freight charges must be prepaid. Additional restocking fees may apply for any modification, special or custom built product.

Liability for defective merchandise shall be limited to replacement or repair.

Under no circumstance can we accept COD (Cash On Delivery) returns. Any such shipment will be refused.

## Replacement Parts

Obtain information and pricing on replacement parts by contacting Customer Service. Please have the model number available when requesting replacement parts. Additional information may be required to ensure proper replacement parts.

## Care and Maintenance

### Care of Upholstery Surfaces

Cleanability will vary based on the fabric type. For best results, a professional service is recommended. Dirt and crumbs may be gently brushed or vacuumed off. Spills should be wiped up immediately with a cloth. Vinyl textiles can be cleaned with warm soapy water and then wiped down with a warm damp cloth. For more details on any JSI carded fabric and vinyl, please visit our website at [jsifurniture.com](http://jsifurniture.com) or consult the back of the appropriate swatch card for cleaning codes and any specific instructions. For COM materials, consult with the individual textile manufacturer for cleaning codes and any specific instructions pertaining to your particular fabric.

### Maintenance of Mechanical Parts

Clean any lint or debris from the moving parts of the base mechanisms. Mechanisms have been designed and tested to not require lubrication under normal conditions; however, lubricant can be used if needed.

### Care of Wood Edges and Veneer Surfaces

Clean all surfaces frequently with water dampened soft cloth, moving the cloth with the grain direction. Immediately remove any liquids that come in contact with wood surfaces with a blotting action to absorb liquid. Buff dry. Lift objects to move them, never pull them across the finished surface. For an additional safeguard, use a protective surface pad. This will ensure a lasting finish by protecting your furniture from possible damage caused by pens, cups and sharp objects. Avoid exposure of furniture to extremes of heat and cold, or to wide humidity variances. Avoid exposure of furniture to strong sunlight. Avoid exposure of furniture to harsh solvents such as nail polish remover, acetates, etc., as it will cause finish deterioration. If using a protective glass top, place spacer pads under the glass top to allow the wood to breath.

### Care of Metal Finishes

Wash you powder-coated item at least one every six months. Use soft rags only - No abrasives. For stubborn stains and grease marks, use soap and water mixture. Combine 1 gallon of water and 1 cup of the neutral detergent in the bucket. Mix it up by swirling one of the rags around in it. Wipe down the powder coat with a rag that has been dampened with the cleaning solution. Do not scrub, but use gentle, repetitive pressure to remove any built-up grime. Rinse the powder coat off with a rag dampened with clear, clean water. Do not spray it down, but rather wipe it off with the rag. You may need to do this several times to get all the soap off. Wipe the powder coat down with a clean dry rag. This will prevent streaking and spotting.

### Care of Frosted Glass

Use a clean, dry lint free cloth to wipe the surface. Follow with warm water and a clean rag; no soap or chemicals. Wipe dry with a clean, dry lint free cloth. Cleaning the frosted side is not recommended, if desired to clean use the above method but do not spray the water on the frosted side, use a clean rag. Please allow 48 hours for the frosted side to dry and not to show cloudiness.

## Tempered Glass Information

JSI is aware of occasional occurrences of spontaneous glass breakage in various furniture products. Tempered glass makes it stronger and if it breaks, will cause it to break into many small pieces of “cubes” rather than sharp and potentially dangerous shards.

Glass breakage in furniture may occur for a variety of reasons. Tempered glass is particularly prone to breakage from damage (scratches, nicks, etc.) that may occur during shipping, handling, installation, use or maintenance. Exposure to rapid changes in temperature or concentrated temperature zones may also cause breakage.

Tempered glass may also break due to a specific type of imperfection or “inclusion” that occurs within the glass when manufactured. When this condition exists glass breakage may occur without any obvious cause. This is often referred to as “spontaneous” breakage but is a very isolated occurrence in the glass industry.

## Care of Solid Surface

Although liquids cannot penetrate Solid Surface, it is best to wipe up spills as they occur. Generally, a damp microfiber cloth used with a standard household kitchen spray should remove most stains.

For most residues, all you need to clean your Solid Surface countertops is a warm soapy water, ammonia-based household cleaner or a dedicated countertop cleaner. Do avoid window cleaners; however, as they can leave a waxy build-up that dulls the surface. Always clean using a circular motion.

Film will build up on countertops if water is left to dry on the surface. This film will dull the countertop surface, making the finish appear blotchy and uneven. To prevent film build-up, it is very important to wipe the countertop completely dry immediately after spills and cleaning.

Some color of Solid Surface may require more frequent cleaning to maintain a uniform finish. Darker colors tend to require more attention than lighter colors. Over time, even with proper care, your countertop will acquire a sheen. Dark colors may show light scratches more readily.

## Fire Retardancy

All JSI upholstered components comply with California Bureau of Home Furnishings and Thermal Insulation-Technical Bulletin 117-2013 issued by State of California Department of Consumer Affairs. This standard requires upholstered furniture to be safer from the hazards associated with smolder ignition in all four (4) categories of materials, as applicable.

Compliance with more stringent codes may require special manufacturing considerations and upcharges.

## California Technical Bulletin 133 (CAL 133)

JSI uses a barrier material between the foam cushioning and the upholstery cover in order to comply with CAL 133. The standard upcharge on products specified to comply with CAL 133 is **\$69 list per yard** of textile.

JSI has performed a series of full scale fire tests on samples - representing worst case scenarios of upholstered units - to comply with the requirements of the state of California Technical Bulletin 133 (CAL 133). Products in compliance are labeled in accordance of the standards.

Some product designs and fabric cannot be combined to comply with CAL 133. Because of this, we reserve the right to reject any request for an upholstery cover, including COM, textile may not contain olefin or product style that we feel may compromise the integrity or safety of a product specified to comply with CAL 133.

Contact Customer Service for a quote if you require laboratory certification that a specific product and upholstery combination WILL PASS CAL 133. The quotation will include testing, video, and transportation charges plus the list cost of the sample.

Our standard lead time will apply to products that do not require certification. Allow an additional six weeks over the standard lead time for products that need actual laboratory certification.

The end user, specifier and/or dealer have the responsibility to make sure all products specified will meet the flammability and safety codes of the jurisdiction where the products will be located and used.

## Flame Spread

All JSI may be required to comply with the requirements of Flame Spread based on ASTM standards/NFPA Life Safety Codes and general public knowledge are as follows:

Solid Wood - Class C  
Topcoats - Class A  
Carded Fabric - Class A  
Composite Panels - Class C  
Laminate - Class B

Plastics - According to the NFPA, the lack of stability of plastics under high temperature conditions and inherit combustibility have eliminated the use of plastics for applications requiring a flame spread rating.

Also be advised that improvements may be attained in certain instances with the addition of chemicals which may add additional costs, chemical exposure and/or compromise the integrity of the product.



## Textile Carded Programs

JSI is proud to partner with Maharam, Momentum, Spradling, Stinson, Ultrafabrics and Cortina Leather. Please refer to the respective pages in this pricer for each of these partners. Scan the QR codes on the back of the swatch card for latest grades and other information.

## Textile Grade-In Programs

For the convenience of our specifiers, we have graded in the following suppliers:

Arc Com [www.arc-com.com](http://www.arc-com.com)  
 Designtex [www.designtex.com](http://www.designtex.com)  
 Maharam [www.maharam.com](http://www.maharam.com)  
 Mayer [www.mayerfabrics.com](http://www.mayerfabrics.com)  
 Momentum [www.themomgroup.com](http://www.themomgroup.com)  
 Spradling [www.spradlingvinyl.com](http://www.spradlingvinyl.com)  
 Stinson [www.cfstinson.com](http://www.cfstinson.com)  
 Ultrafabrics [www.ultrafabricsllc.com](http://www.ultrafabricsllc.com)  
 Cortina Leather [www.cortinaleathers.com](http://www.cortinaleathers.com)

For memo samples, contact textile suppliers.

Please contact Customer Service for pricing grades on textiles and leathers not listed.

Indicate on purchase order if JSI is to order the fabric.

Grades and availability of fabric are subject to change without notice. Changes could include but are not limited to price increase, discontinued patterns, discontinued colors, etc. See jsifurniture.com for up to date information.

Many textiles have repeats and the additional yardage required has been factored in for textiles ordered through the JSI Carded and Grade-In Programs. We reserve the right not to match textiles with a horizontal or vertical repeat greater than 17". Additional charges may apply for textile being applied with special instructions.

Some fabric thickness or stiffness may cause issue with proper upholstering of tackable wall panels or upholstery privacy screens. Please contact customer service with concerns on the fabric thickness for these items.

## COM/COL Address

JSI  
 Attn: COM/COL Department  
 201 East Martin Street  
 Receiving B, Dock 71  
 Orleans, IN 47452

Tag: Dealer Name / Purchase Order #

## Large Repeats and Striped Fabrics

JSI does not recommend large fabric repeats or striped fabrics on large curved lounge sections. The geometry prevents matching the patterns at the seams.

Contact Customer Service with questions or for suggestions on how to achieve the aesthetics you desire.

Tips: use contrasting fabric  
 request fabric pattern not be matched  
 run fabric railroaded

## General COM Fabric/COL Hide Policy

(See next page for COM/COL Approval Policy for JSI Seating)

Refer to the COM/COL Price Columns for list prices.

All yardage requirements for COM are based upon 54" plain non-directional material. Additional yardage may be required based on fabric repeat and matching. Refer to the COM Repeat Guide found at the bottom of this page to estimate the needed yardage.

All square footage requirements for COL are based on an average hide size of 50 square feet.

Contact Customer Service for any of the following conditions:

- + approval of COM/COL to be used on any JSI seating (see policy on the next page)
- + fabric repeats greater than 3"
- + fabric less than 54" wide
- + leather hides smaller than 50 square feet
- + special application requirements request

When requesting information from Customer Service on COM/COL please supply the following information:

- + model number and quantity of the product the COM/COL will be applied
- + COM/COL textile supplier's name
- + name of pattern and color of the textile
- + any special application request

Customer Service will check the database to see if the textile has already been approved. If there is no record for this particular textile then a Memo Sample will be required.  
 (see the next page COM/COL approval process)

JSI takes no responsibility when additional materials must be ordered.

All COM/COL must meet applicable codes and regulations, including TB117-2013. By selecting COM/COL, customer certifies that the material meets such codes. JSI assumes no responsibility for the applicable codes and regulation regarding flammability rating and safety rating of any COM/COL.

JSI cannot be held responsible for receipt of defective fabrics, as we apply all COM as first quality goods.

We can take no responsibility for tailoring, wear-ability or application of COM/COL textiles. Any warranty claims for the COM/COL Textile materials will fall to the original vendor of the textile, not JSI.

## COM Fabric Repeat Guide

Roll Width	Plain Fabric	1' - 5' Repeat	6" - 10" Repeat	11" - 15" Repeat	16" - 20" Repeat	21" - 30" Repeat	31" - 40" Repeat	41" - 50" Repeat
54"	0%	10%	15%	20%	25%	30%	40%	50%
53" to 51"	15%	20%	25%	30%	35%	40%	50%	60%
50" to 48"	30%	35%	40%	45%	50%	55%	70%	90%
47" to 36"	60%	65%	70%	75%	80%	85%	100%	120%

The percentage represents the additional fabric yardage that needs to be added to the COM yardage. Contact Customer Service for repeats greater than 50".

## COM Fabric/COL Hide Process for JSI Seating

General COM Fabric and COL Hide Policy also apply.

JSI will approve or disapprove COM/COL on all products. An approval of a textile from JSI makes no claim that performance, durability or tailoring of COM/COL will result in satisfactory upholstery. Every effort will be made to meet customer's expectation, but fabrics/leathers have unforeseen inherent characteristics that may limit JSI's ability to deliver a well tailored product.

## Approval COM Textile/COL Hide Process for Seating

### Follow the Steps Below:

1. Send a Memo Sample of the COM/COL (recommended memo be at least 4" x 4")  
JSI  
Attn: COM/COL Approval Department  
201 East Martin Street  
Receiving B, Dock 71  
Orleans, IN 47452
2. Call our Customer Service Department at 812-482-3204 to request an electronic version of approval form.

Please send sample to:  
JSI  
Attn: COM/COL Approval Depart.  
201 East Martin St.  
Receiving B, Dock 71  
Orleans, IN 47452

Please forward a copy of this form  
to your JSI CSR for record keeping

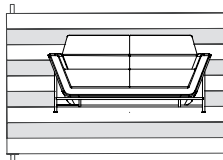
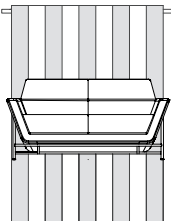
### Guide Order Form for COM and COL

#### 1 Order Information:

<b>Quote #:</b>	<b>Purchase Order #:</b>
<b>Customer Service:</b>	
<b>Dealer Name/Project Name:</b>	
<b>Contact:</b>	
<b>Address:</b>	
<b>Phone:</b>	<b>Email:</b>
<b>Model Number(s) Receiving COM / COL:</b>	

#### 2 Select off the bolt application: (Check one of the boxes)

☐ Up the roll (standard on most seating) ☐ Railroaded



#### 3 Additional information:

---



---

#### 4

**Attach sample here.**

JSI will review and test as needed all requests. You will be notified as soon as results are documented by our review personnel. JSI reserves the right to reject any COM/COL on our products. We will provide COM/COL explanation of any unapproved textile whenever possible.

# Textile and Leather Swatch Card Program

## Maharam - M Series Card

### Pattern - Manner

#### Grade - C

#### Colorways

MAN013	Ablaze	MAN020	Parakeet
MAN022	Aquatic	MAN046	Passerine
MAN026	Basin	MAN014	Peel
MAN023	Cottage	MAN003	Porpoise
MAN035	Cruise	MAN048	Roseate
MAN043	Dill	MAN027	Schooner
MAN004	Flint	MAN050	Siltstone
MAN005	Hush	MAN029	Silverpoint
MAN051	Kimono	MAN038	Tidewater
MAN032	Magnetic	MAN052	Valiant
MAN040	Oceanside	MAN033	Woad

### Pattern - Meld

#### Grade - C

#### Colorways

MLD018	Amethyst	MLD020	Magma
MLD026	Bare	MLD041	Mariner
MLD027	Blonde	MLD036	Nordic
MLD009	Bulb	MLD002	Panda
MLD023	Clementine	MLD005	Quill
MLD029	Comet	MLD037	Reef
MLD014	Crater	MLD003	Skyline
MLD017	Fuchsia	MLD011	Stark
MLD007	Grate	MLD035	Waterfall
MLD022	Heat	MLD031	Wild
MLD034	Kale		

### Pattern - Messenger

#### Grade - C

#### Colorways

MES028	Apple	MES16	Ice
MES029	Ash	MES037	Lime
MES13	Azure	MES038	Longspur
MES04	Bayou	MES24	Lumine
MES030	Blanch	MES07	Mao
MES031	Capri	MES12	Nile
MES032	Cassis	MES09	Onyx
MES033	Cherry	MES039	Satsuma
MES10	Cloud	MES040	Snow
MES11	Depth	MES23	Tangelo
MES034	Dipper	MES041	Vireo
MES035	Everglade	MES042	Voyage
MES036	Hunter		

### Pattern - Metric

#### Grade - C

#### Colorways

MTR026	Admiral	MTR013	Lava
MTR020	Alligator	MTR034	Midday
MTR024	Anchor	MTR027	Seaport
MTR012	Cardinal	MTR029	Skate
MTR031	Film	MTR040	Sunny
MTR043	Galah	MTR035	Talisman
MTR030	Hopscotch		

### Pattern - Murmur

#### Grade - C

#### Colorways

MUR010	Baby	MUR002	Harmonica
MUR015	Biome	MUR012	Iceberg
MUR006	Cauldron	MUR019	Ignite
MUR004	Dim	MUR005	Peppercorn
MUR011	Elderberry	MUR008	Rapids
MUR001	Gust	MUR009	Seawater

### Pattern - Muse

#### Grade - C

#### Colorways

MUS004	Ascend	MUS018	Noble
MUS030	Celebrate	MUS029	Poinsettia
MUS007	Clear	MUS019	Pulsar
MUS010	Compass	MUS006	Refresh
MUS001	Crescendo	MUS002	Resonate
MUS016	Frigid	MUS017	Riverbend
MUS013	Goal	MUS003	Runway
MUS012	Grasshopper	MUS031	Spectacle
MUS027	Jovial	MUS028	Theater
MUS014	Mistletoe	MUS023	Vase
MUS026	Neat		

**NOW!**  
Need it.  
JSI Quickship

M Series patterns and colors listed above are available for quickship.



# Textile and Leather Swatch Card Program

## Maharam - Mode

### Pattern - Mode Grade - D

#### Colorways

MOD01	Alder*	MOD08	Clavicle*	MOD17	Jetty*	MOD26	Ominous*	MOD35	Stroll*
MOD02	Angelfish	MOD09	Cottontail	MOD18	Kermes	MOD27	Oriole*	MOD36	Sycamore*
MOD03	Ballpoint	MOD10	Crush*	MOD19	Lemon	MOD28	Oxeye*	MOD37	Talus*
MOD04	Barberry	MOD11	Denim*	MOD20	Lichen	MOD29	Paradise	MOD38	Toile
MOD05	Billygoat*	MOD12	Eucalyptus	MOD21	Lioness	MOD30	Petal*	MOD42	Valley
MOD40	Blush*	MOD13	Goldenrod*	MOD22	Machine*	MOD31	Rust*	MOD39	Vermillion*
MOD41	Bonsai*	MOD14	Henge*	MOD23	Mallard	MOD32	Saltwater*	MOD43	Yucca
MOD06	Carotene	MOD15	Hollow*	MOD24	Marsh	MOD33	Sassafras*		
MOD07	Celtic*	MOD16	Intaglio*	MOD25	Odyssey*	MOD34	Spindle*		

**NOW!**  
Need it.  
JSI Quickship

Select Mode colors, denoted by \* are available on quickship.  
Check availability for all other colors.

## Maharam - Value Reference 6 Card

### Pattern - Brindle Grade - C

#### Colorways

BRN001	Calico	BRN010	Seagrass
BRN003	Torch	BRN012	Aquarium
BRN009	Inland		

### Pattern - Keen Grade - D

#### Colorways

KEE001	Gaur	KEE004	Oatmeal
KEE002	Lock	KEE007	Coyote

### Pattern - Multiply Grade - E

#### Colorways

MUL002	Encore	MUL010	Deep
MUL006	Daze		

### Pattern - Wend Grade - D

#### Colorways

WEN002	Tulle	WEN010	Sigma
WEN008	Midi	WEN011	Riverfront

### Pattern - Caper Grade - E

#### Colorways

CAP006	Note	CAP007	Silverback
--------	------	--------	------------

### Pattern - Loop Grade - D

#### Colorways

L00003	Navel	L00010	Penguin
L00008	Wildfire		

### Pattern - Spry Grade - D

#### Colorways

SPR003	Fizz	SPR007	Trance
SPR006	Jam		

### Pattern - Conduit Grade - E

#### Colorways

CON003	Nimbus	CON007	Caribbean
CON005	Fawn	CON008	Canal

### Pattern - Lunar Grade - D

#### Colorways

LUN002	Jingle	LUN005	Grace
LUN004	Code		

### Pattern - Trundle Grade - D

#### Colorways

TRU002	Element	TRU008	Wake
TRU003	Ray	TRU011	Magnet
TRU005	Aloe		

**NOW!**  
Need it.  
JSI Quickship

Value Reference 6 patterns and colors listed above are available for quickship.

# Textile and Leather Swatch Card Program

## Momentum - Color Card

### Pattern - Infinity C-Zero

#### Grade - B

##### Colorways

INF01	Aluminum	INF17	Maize
INF02	Aster	INF18	Papaya
INF03	Atoll	INF19	Pewter
INF04	Barley	INF22	Rinse
INF05	Berry	INF24	Sable
INF07	Capri	INF25	Stucco
INF08	Dove	INF26	Terrain
INF10	Graphite	INF30	Vine
INF11	Gull		

### Pattern - Marathon C-Zero

#### Grade - B

##### Colorways

MRN01	Alert	MRN16	Noir
MRN03	Caravel	MRN18	Oz
MRN06	Clove	MRN19	Pinot
MRN07	Curry	MRN20	Pollen
MRN08	Cyan	MRN21	Rain
MRN09	Deep	MRN23	Sprite
MRN10	Flax	MRN24	Storm
MRN12	Foliage	MRN27	Toile
MRN13	Herb	MRN29	Vivacious
MRN15	Marigold		

### Pattern - Millennium C-Zero

#### Grade - B

##### Colorways

MLL02	Amber	MLL20	Plateau
MLL04	Cascade	MLL21	Pool
MLL06	Cerise	MLL22	Pyrite
MLL07	Clean	MLL23	Safari
MLL08	Coastal	MLL24	Sapphire
MLL10	Crisp	MLL25	Spark
MLL11	Electric	MLL26	Steel
MLL17	Onyx	MLL27	Tanzanite
MLL18	Orchid	MLL28	Thrill
MLL19	Peridot	MLL30	Zinc

### Pattern - Odyssey C-Zero

#### Grade - B

##### Colorways

ODY02	Amp	ODY17	Linen
ODY03	Breeze	ODY19	Maritime
ODY06	Cedar	ODY23	Primary
ODY07	Craft	ODY24	Roast
ODY08	Cruise	ODY25	Rue
ODY10	Eggplant	ODY26	Sangria
ODY11	Emerald	ODY27	Skim
ODY12	Fossil	ODY28	Smith
ODY13	Ink	ODY29	Tinge
ODY15	Iris	ODY30	Western

### Pattern - Tradition C-Zero

#### Grade - B

##### Colorways

TRD01	Ash	TRD14	Malbec
TRD02	Branch	TRD16	Mist
TRD03	Class	TRD18	Plated
TRD04	Distant	TRD19	Regal
TRD05	Flirt	TRD21	Soar
TRD06	Fronde	TRD22	Soy
TRD08	Hedge	TRD24	Sprout
TRD09	Hidden	TRD26	Sun
TRD12	Kelly	TRD27	Tango
TRD13	Latte	TRD29	Wash

# Textile and Leather Swatch Card Program

## Momentum - Everyday Solutions III Card

### Pattern - Bangle Grade - A

#### Colorways

BAN01	Baltic	BAN05	Sable
BAN02	Cork	BAN06	Suede
BAN03	Granite	BAN07	Teak
BAN04	Orchid		

### Pattern - Bobby Grade - B

#### Colorways

BOB01	Anchor	BOB05	Iris
BOB02	Aqua	BOB06	Lemon
BOB03	Fuchsia	BOB07	Moss
BOB04	Glow		

### Pattern - Canter EPU Grade - C

#### Colorways

CNR35	Folkstone Grey	CNR11	Safari
CNR19	Ink	CNR09	Sable
CNR20	Iron	CNR12	Sand
CNR08	Onyx		

### Pattern - Dart Grade - B

#### Colorways

DAR01	Ash	DAR05	Geode
DAR02	Cadet	DAR06	Ink
DAR03	Carmine	DAR07	Slate
DAR04	Ebony		

### Pattern - Free Grade - C

#### Colorways

FRE01	Cocoa	FRE05	Orbit
FRE02	Evening	FRE06	Pearl
FRE03	Graphite	FRE07	Platinum
FRE04	Oasis		

### Pattern - Fuse Grade - A

#### Colorways

FUS11	Azurean	FUS07	Pepper
FUS01	Carmine	FUS13	Pristine
FUS02	Cress	FUS10	Walnut
FUS04	Lunar		

### Pattern - Graph Grade - B

#### Colorways

GRA01	Alpine	GRA05	Parrot
GRA08	Anchor	GRA06	Ruby
GRA02	Chalice	GRA09	Wave
GRA03	Coal		

### Pattern - Guild Grade - A

#### Colorways

GLD01	Celadon	GLD05	London
GLD02	Cyan	GLD06	Mandarin
GLD03	Earthen	GLD07	Shale
GLD04	Ink		

### Pattern - Insight Grade - A

#### Colorways

INS07	Ebony	INS10	Real Red
INS08	Fossil	INS03	Summit
INS06	Midnight	INS012	Wasabi
INS09	Periwinkle		

### Pattern - Knack Grade - C

#### Colorways

KNA05	Brisk	KNA01	Reed
KNA06	Carbon	KNA02	Teak
KNA08	Filament	KNA13	Zing
KNA09	Fresco		

### Pattern - Lens Grade - C

#### Colorways

LEN01	Crimson	LEN04	Sand
LEN02	Graphite	LEN05	Silver
LEN03	Navy	LEN07	Terra
LEN06	Night		

### Pattern - Origin Grade - A

#### Colorways

ORG20	Euro	ORG07	Iron
ORG22	Gaia	ORG08	Jet
ORG05	Garnet	ORG26	Poppy
ORG06	Indigo		

### Pattern - Parenthesis Grade - A

#### Colorways

PAR01	Capri	PAR07	Mercury
PAR05	Charcoal	PAR03	Steel
PAR06	Ink	PAR04	Violet
PAR02	Lime		

### Pattern - Skip Grade - C

#### Colorways

SKP01	Chalk	SKP09	Ruby
SKP04	Nickel	SKP06	Sprite
SKP08	Onyx	SKP07	Yacht
SKP05	Pool		

### Pattern - Slice Grade - B

#### Colorways

SLI01	Admiral	SLI04	Miller
SLI02	Charcoal	SLI05	Pumice
SLI06	Graphite	SLI07	Slate
SLI03	Henna		

**NOW!**  
Need it.  
JSI Quickship

Everyday Solutions III patterns and colors listed above are available for quickship.

# Textile and Leather Swatch Card Program

## Momentum - Inspired Crypton Performance Card

### Pattern - Cover Cloth

#### Grade - C

#### Colorways

CVR02	Cyan	CVR08	Platinum
CVR03	Delft	CVR10	Sorrel
CVR04	Graphite	CVR17	Vesper
CVR14	Indigo	CVR12	Vessel
CVR06	Jet	CVR13	Zest
CVR07	Oat		

### Pattern - Faux Felt

#### Grade - D

#### Colorways

FXF08	Charcoal	FXF04	Pool
FXF09	Coral	FXF05	Quail
FXF02	Flannel	FXF06	Sprout
FXF10	Graphite	FXF07	Stone
FXF11	Lagoon	FXF13	Vibrant
FXF12	Pebble		

### Pattern - Flock

#### Grade - D

#### Colorways

FLC01	Amber	FLC07	Harp
FLC02	Baltic	FLC11	Lapis
FLC03	Cayman	FLC08	Nickel
FLC04	Dusk	FLC09	Paprika
FLC05	Fern	FLC10	Twine
FLC06	Flint		

### Pattern - Hobnob

#### Grade - D

#### Colorways

HOB01	Ash	HOB06	Iris
HOB02	Bay	HOB13	Limon
HOB03	Carbon	HOB07	Shale
HOB11	Depth	HOB08	Smith
HOB04	Dew	HOB09	Tangelo
HOB12	Forest	HOB14	Teal
HOB05	Ginger	HOB10	Zebra

### Pattern - Keynote

#### Grade - D

#### Colorways

KYN04	Chai	KYN05	Reflect
KYN01	Granite		

### Pattern - Solitaire

#### Grade - C

#### Colorways

SOL15	Aztec	SOL08	Griffin
SOL01	Cadet	SOL09	Jubilee
SOL02	Currant	SOL10	Midnight
SOL03	Cyan	SOL11	Onyx
SOL04	Dove	SOL12	Pumice
SOL05	Flax	SOL13	Tinsel
SOL06	Galena	SOL14	Tobacco
SOL07	Graphite		

### Pattern - Kit

#### Grade - D

#### Colorways

KIT01	Aqua	KIT06	Moonstone
KIT02	Blazer	KIT07	Pacific
KIT03	Earth	KIT08	Paradise
KIT04	Ebony	KIT09	Pebble
KIT05	Fiesta	KIT10	Quartz
KIT11	Mocha		

### Pattern - Oath

#### Grade - D

#### Colorways

OTH01	Azure	OTH03	Juniper
OTH02	Charcoal		

### Pattern - Synergy

#### Grade - D

#### Colorways

SGY01	Aegean	SGY03	Carbon
SGY02	Bedrock	SGY04	Denim

### Pattern - Sport

#### Grade - D

#### Colorways

SPT01	Alarm	SPT11	Mercury
SPT02	Apple	SPT08	Onyx
SPT03	Brick	SPT09	Pewter
SPT04	Cadet	SPT12	Pumice
SPT05	Cobalt	SPT13	Spa
SPT06	Dayglow	SPT10	Turquoise
SPT07	Flax		

# Textile and Leather Swatch Card Program

## Momentum - Midday Solutions II Card

### Pattern - Amuse

#### Grade - C

##### Colorways

AMU01	Admiral	AMU05	Poppy
AMU02	Alloy	AMU04	Quartz
AMU03	Mocha		

### Pattern - Boom II

#### Grade - C

##### Colorways

BOM14	Cloud	BOM06	Mushroom
BOM15	Foliage	BOM19	Toucan
BOM18	Pewter	BOM20	Wall Street

### Pattern - Habit

#### Grade - B

##### Colorways

HAB01	Aspen	HAB04	Pier
HAB05	Blueprint	HAB06	Salt
HAB02	Dune	HAB07	Tailor
HAB03	Kindle		

### Pattern - Otto

#### Grade - D

##### Colorways

OTT01	Alarm	OTT08	Midas
OTT02	Alloy	OTT09	Mineral
OTT03	Cyprus	OTT10	Pumice
OTT04	Driftwood	OTT11	Seed
OTT05	Flint	OTT12	Slate
OTT06	Grotto	OTT13	Vivid
OTT07	Gulf		

### Pattern - Stroll

#### Grade - D

##### Colorways

STO01	Alert	STO05	Parchment
STO02	Flax	STO06	Silver
STO03	Grotto	STO07	Steinway
STO04	Nitro		

### Pattern - Beep

#### Grade - D

##### Colorways

BEP01	Bridge	BEP04	Pontoon
BEP03	Greenlight	BEP05	Steel
BEP06	Jet		

### Pattern - Bravo II

#### Grade - D

##### Colorways

BRV19	Black	BRV13	Mica
BRV20	Cinder	BRV15	Night
BRV12	Dusk	BRV07	Saddle
BRV25	Graystone		

### Pattern - Lineup

#### Grade - B

##### Colorways

LUP01	Baltic	LUP05	Shadow
LUP02	Fern	LUP06	Spice
LUP03	Pewter	LUP07	Tranquil
LUP04	Sandstone		

### Pattern - Pip

#### Grade - D

##### Colorways

PIP01	Anise	PIP09	Malachite
PIP02	Calico	PIP10	Pepper
PIP03	Calypso	PIP11	Pewter
PIP04	Chalice	PIP07	Rune
PIP05	Crimson	PIP12	Turrent
PIP06	Dusk	PIP13	Yacht
PIP08	Lake	PIP14	Zest

### Pattern - Tanner

#### Grade - C

##### Colorways

TAN01	Black	TAN05	Nickel
TAN02	Bonsai	TAN06	Sapphire
TAN03	Lagoon	TAN07	Tint
TAN04	Natural		

### Pattern - Beta

#### Grade - D

##### Colorways

BET01	Bark	BET09	Koi
BET02	Basalt	BET10	Lapis
BET03	Cadet	BET11	Madder
BET04	Cassis	BET12	Malt
BET05	Cinder	BET13	Pearl
BET06	Crater	BET14	Sand
BET07	Deck	BET15	Twine
BET08	Ivy		

### Pattern - Faux Felt

#### Grade - D

##### Colorways

FXF01	Bark	FXF06	Sprout
FXF02	Flannel	FXF07	Stone
FXF12	Pebble	FXF13	Vibrant
FXF03	Pool		

### Pattern - Solace

#### Grade - C

##### Colorways

SOC02	Azul	SOC13	Lapis
SOC09	Fossil	SOC16	Nickel
SOC10	Glided	SOC18	Pear
SOC12	Ivory		

### Pattern - Toggle

#### Grade - C

##### Colorways

TOG01	Agave	TOG05	Lead
TOG02	Flint	TOG06	Punch
TOG03	Iron	TOG07	Quarry
TOG04	Lapis		

**NOW!**  
Need it.  
JSI Quickship

Midday Solutions II patterns and colors listed above are available for quickship.

# Textile and Leather Swatch Card Program

## Momentum - PVC Free Coated Solutions Card

### Pattern - Beeline EPU

#### Grade - C

##### Colorways

BEL01	Canvas	BEL18	Oat
BEL02	Cork	BEL09	Oriole
BEL03	Eclipse	BEL11	Portobello
BEL04	Eucalyptus	BEL12	Sisal
BEL05	Forge	BEL13	Sprout
BEL06	Fossil	BEL14	Sundance
BEL07	Geyser	BEL15	Tidal
BEL19	Jetty	BEL21	Valley
BEL20	Lake	BEL16	Walnut
BEL08	Nimbus		

### Pattern - Canter EPU

#### Grade - C

##### Colorways

CNR01	Alfalfa	CNR08	Onyx
CNR14	Ballad	CNR25	Quarry
CNR16	Basalt	CNR09	Sable
CNR03	Bordeaux	CNR10	Saddle
CNR17	Brazen	CNR11	Safari
CNR05	Earth	CNR12	Sand
CNR19	Ink	CNR26	Storm
CNR20	Iron	CNR27	Sumac
CNR07	Night	CNR37	Summer White
CNR23	Nimbus		

### Pattern - Endurance EPU

#### Grade - C

##### Colorways

END01	Bisque	END11	Neptune
END02	Bluebell	END12	Noir
END03	Cascade	END13	Nordic
END04	Dove	END14	Paprika
END05	Gravel	END15	Seed
END06	Gull	END16	Smith
END07	Heather	END17	Taupe
END08	Ink	END18	Tobacco
END09	Java	END19	Toffee
END10	Jetty		

### Pattern - Eon EPU

#### Grade - C

##### Colorways

EON16	Anew	EON11	Grove
EON08	Arena	EON12	Hydra
EON09	Ascension	EON13	Mineral
EON17	Atlantic	EON04	Mystery
EON18	Blaze	EON05	Nocturnal
EON10	Coquette	EON06	Omega
EON19	Cove	EON07	Path
EON20	Fire	EON21	Spring
EON01	Freshwater	EON15	Typographic
EON02	Goldmine		

### Pattern - Groove EPU

#### Grade - C

##### Colorways

GRV01	Archive	GRV16	Intense
GRV02	Beach	GRV09	Khaki
GRV03	Calm	GRV17	Maize
GRV04	Demure	GRV10	Polar
GRV14	Digital	GRV18	Seed
GRV15	Ember	GRV11	Stone
GRV05	Expanse	GRV12	Surplus
GRV06	Glacier	GRV13	Vapor
GRV07	Guide	GRV19	Zest
GRV08	Harbor		

### Pattern - Silica

#### Grade - F

##### Colorways

SIL01	Alloy	SIL23	Manor
SIL02	Appletini	SIL24	Marigold
SIL05	Breakwater	SIL43	Nero
SIL07	Brownstone	SIL39	Petunia
SIL10	Cloak	SIL40	Quartz
SIL12	Cumulus	SIL41	Sands
SIL13	Dare	SIL44	Seacoast
SIL42	Eclipse	SIL34	Terra
SIL15	Gallant	SIL35	Tropic
SIL20	Haze		

### Pattern - Silica Leather

#### Grade - F

##### Colorways

SLL01	Almond	SLL10	Ink
SLL02	Aloe	SLL11	Juniper
SLL03	Barley	SLL12	Lichen
SLL04	Chambray	SLL20	Marigold
SLL19	Denim	SLL17	Mink
SLL18	Dove	SLL14	Pewter
SLL05	Driftwood	SLL16	Saddle
SLL06	Dune	SLL21	Shadow
SLL08	Eclipse	SLL22	Umber
SLL09	Hyacinth		

### Pattern - Silica Triad

#### Grade - F

##### Colorways

SLD01	Brew	SLD11	Luster
SLD02	Bronze	SLD12	Mood
SLD03	Char	SLD13	Orchid
SLD04	Conceal	SLD14	Remote
SLD05	Crest	SLD15	Settle
SLD06	Everglade	SLD16	Smoke
SLD07	Heat	SLD17	Sonar
SLD08	Heron	SLD18	Stark
SLD09	Hover	SLD19	Zing
SLD10	Lazuli		

### Pattern - Whit EPU

#### Grade - D

##### Colorways

WHT01	Blush	WHT11	Madder
WHT02	Cane	WHT12	Nightfall
WHT03	Castle	WHT13	Ocean
WHT04	Delft	WHT14	Path
WHT05	Driftwood	WHT15	Platinum
WHT06	Fable	WHT16	Smith
WHT07	Flint	WHT17	Storm
WHT08	Humble	WHT18	Verbena
WHT09	Inland	WHT19	Zephyr
WHT10	Jet		

# Textile and Leather Swatch Card Program

## Spradling - Coated Solution - Vinyls by Spradling

### Pattern - Edgeline

#### Grade - C

##### Colorways

EDG1857	Atlantic	EDG1866	Jasper
EDG1860	Aubergine	EDG1865	Latte
EDG1862	Autumn	EDG1859	Midnight
EDG1868	Caramel	EDG1867	Mustard
EDG1872	Charcoal	EDG1856	Olive
EDG1853	Clover	EDG1852	Peacock
EDG1864	Crimson	EDG1870	Pewter
EDG1854	Emerald	EDG1858	Royal
EDG1869	Espresso	EDG1861	Ruby
EDG1851	Fullmoon	EDG1863	Sangria
EDG1871	Graphite	EDG1855	Storm

### Pattern - Maglia

#### Grade - C

##### Colorways

MAG1956	Aegean	MAG1964	Rose
MAG1967	Alaska	MAG1954	Sage
MAG1958	Aqua	MAG1952	Sapphire
MAG1962	Clay	MAG1957	Sky
MAG1963	Coral	MAG1968	Thunder*
MAG1951	Desert	MAG1966	Truffle
MAG1965	Driftwood	MAG1953	Vanilla
MAG1961	Goldenrod	MAG1955	Viridian
MAG1959	Indigo	MAG1960	Wisteria

### Pattern - Silvertex

#### Grade - C

##### Colorways

STX8834	Acid	STX8811	Mandarin
STX8820	Basil	STX8801	Marine Blue
STX8837	Bazaar	STX8824	Meteor
STX8817	Blackberry	STX8825	Mocha
STX8823	Carbon*	STX8839	Plata
STX8819	Celery	STX8818	Sage
STX8808	Champagne	STX8804	Sapphire*
STX8833	Creme de Menthe	STX8840	Sterling*
STX8805	Jet	STX8822	Storm
STX8802	Lagoon	STX8809	Taupe
STX8842	Limoncello	STX8803	Turquoise

### Pattern - Whisper

#### Grade - B

##### Colorways

WHI2120	Antelope	WHI2150	Fawn
WHI2140	Black*	WHI2157	Fog
WHI2117	Bone	WHI2129	Forest
WHI2118	Camel	WHI2163	Indigo
WHI2121	Cappuccino	WHI2123	Luggage
WHI2141	Cashew	WHI2165	Molten
WHI2136	Cerulean	WHI2137	Navy
WHI2139	Charcoal	WHI2162	Paradise
WHI2142	Cognac	WHI2134	Patina
WHI2138	Elephant*	WHI2154	Pewter*
WHI2143	Espresso	WHI2155	Storm

**NOW!**  
Need it.  
JSI Quickship

Select Coated Solutions colors, denoted by \* are available on quickship.  
Check availability for all other colors.

## Stinson - Lara Card

### Pattern - Lara

#### Grade - B

##### Colorways

LRA81	Athens	LRA86	Gate	LRA83	Minty	LRA61	Salsa	LRA82	Titanium
LRA90	Bahama	LRA87	Haze	LRA57	Miso	LRA103	Sherwood	LRA95	Tranquil
LRA97	Barista	LRA96	Hearth	LRA105	Mystery	LRA66	Spice	LRA76	Velvet
LRA78	Barre	LRA88	Hydro	LRA94	Patriot	LRA50	Stone	LRA68	Vicuna
LRA84	Blue Ice	LRA106	Java	LRA64	Pear	LRA67	Tamale	LRA100	Wizard
LRA52	Blush	LRA91	Kitten	LRA107	Pitch	LRA69	Taupe		
LRA70	Cashew	LRA85	Lake	LRA71	Plum	LRA75	Tawny		
LRA89	Champion	LRA65	Marigold	LRA72	Port	LRA101	Tempest		
LRA102	Espresso	LRA99	Mid-Blue	LRA73	Pumice	LRA74	Timberland		
LRA104	Evening	LRA92	Mink	LRA62	Red Earth	LRA80	Tint		

**NOW!**  
Need it.  
JSI Quickship

Lara patterns and colors listed above are available for quickship.

# Textile and Leather Swatch Card Program

## Ultrafabrics 2020 Card

### Pattern - Brisa | Original Grade - E

#### Colorways

BRI34	Ash*	BRI46	Evening Blue
BRI37	Bark	BRI47	Ginger
BRI31	Birch	BRI48	Mineral
BRI21	Black Onyx*	BRI49	New Sand
BRI20	Cabernet	BRI12	Night Navy
BRI35	Cambridge Blue	BRI15	Sage
BRI18	Canyon	BRI17	Truffle*
BRI44	Caramel	BRI24	White*
BRI23	Celery	BRI50	Wishbone
BRI45	Cinnabar	BRI51	Wrought Iron

### Pattern - Ultraleather Promessa Grade - E

#### Colorways

PME14	Ash	PME18	Horsehair
PME15	Aspen Green	PME02	Parchment*
PME01	Atlantic	PME19	Snow
PME16	Battleship	PME20	Sun Shower
PME05	Bronze	PME21	Tusk
PME17	Corn Flour	PME22	Woodpecker
PME08	Dogwood		

### Pattern - Brisa | Distressed Grade - E

#### Colorways

BDS03	Buckskin	BDS14	Navajo Ivory
BDS12	Coyote	BDS15	Railroad
BDS13	Moccasin	BDS11	Shield

### Pattern - Ultraleather Tottori Grade - E

#### Colorways

TOT01	Black Sesame*	TOT08	Rice Paper
TOT02	Blue Mirage	TOT09	Rouge
TOT03	Desert Dune	TOT10	Sand Castle
TOT04	Ginseng*	TOT11	Shibori Blue
TOT05	Hot Spring	TOT12	Soy Sauce
TOT06	Lichen*	TOT13	Udon
TOT07	Orchid		

### Pattern - Ultraleather Pro Grade - E

#### Colorways

ULP01	Blueberry	ULP16	Mortar
ULP02	Campfire*	ULP08	Parfait
ULP03	Char	ULP17	Sailor
ULP05	Cloud*	ULP18	Swan
ULP06	Coastal*	ULP12	White Wash*
ULP14	Cork*	ULP13	Woodcrest*
ULP15	Dark Chocolate		

**NOW!**  
Need it.  
JSI Quickship

Select Ultrafabrics 2020 colors, denoted by \* are available on quickship.  
Check availability for all other colors.



## Textile and Leather Swatch Card Program

### Cortina - Davenport Leather Card

#### Pattern - Davenport

##### Grade - L1

##### Colorways

DAV9968	Aluminum	DAV1112	Black*	DAV9969	Evergreen	DAV9945	Rosewood
DAV9202	Amethyst	DAV1097	Brown	DAV4536	Fog*	DAV9788	Saddle
DAV7378	Atlantis*	DAV7835	Camel	DAV9970	Mist	DAV7579	Smoke
DAV7800	Austin	DAV8774	Chamois	DAV9967	Nutmeg	DAV9203	Spring
DAV8548	Bark	DAV9204	Copper	DAV8554	Olive*	DAV8779	Storm
DAV9206	Bayview	DAV8979	Cream	DAV4536	Plum	DAV8787	Tomato
DAV9201	Berry	DAV7298	Dusk	DAV7574	Porcellana	DAV7349	Wet Sand*
DAV7153	Bittersweet*	DAV7568	Earthy*	DAV9966	Powder*	DAV7582	Yonder

**NOW!**  
Need it.  
JSI Quickship

Select Cortina - Davenport Leather colors, denoted by \* are available on quickship.  
Check availability for all other colors.

### Cortina - Caprone + Old English Leather Card

#### Pattern - Caprone

##### Grade - L2

##### Colorways

CPN004	Acorn	CPN073	Koala
CPN032	Blueberry	CPN089	Laguna
CPN111	Bright White	CPN007	Maple
CPN027	Cloud	CPN071	Persimmon
CPN034	Cocoa	CPN092	Picholine
CPN039	Ebony	CPN016	Plum
CPN010	Glove	CPN037	Seal
CPN012	Gunmetal	CPN082	Stucco
CPN044	Heron	CPN087	Sublime
CPN030	Holly	CPN088	Tiffany
CPN030	It's A Boy		

#### Pattern - Old English

##### Grade - L2

##### Colorways

COA0096	Black	COA1572	Medium Blue
COA1520	Blackberry	COA1649	Navy
COA1263	Brown	COA1500	Rouge
COA7949	Camel	COA3144	Walnut
COA9887	Grey		

## Arc Com Fabric Grading

For memo samples order online at [www.arc-com.com](http://www.arc-com.com) or call Arc-Com at 800-223-5466

Grades and availability of fabric are subject to change without notice. Changes could include but are not limited to price increases, discontinued patterns, discontinued colors, etc. See [jsifurniture.com](http://jsifurniture.com) for updated information.

Pattern	Grade	Pattern	Grade	Pattern	Grade
Aberdeen	J	Harlequin	I	Prism	D
Alpha	E	High Rise	J	Quest	H
Ambiance	D	Highlands	G	Radius	H
Apex	H	Hush	F	Raya	G
Apollo	E	Illusion	D	Reality Check	G
Arabesque	G	Illusion 2	D	Rodeo	D
Arashi	H	Insight	D	Rodeo 2	D
Around	G	Intaglio	F	Rogue	F
Astor	F	Intaglio 2	F	Roundabout	F
Atomic	I	Intersect	F	Sahara	F
Axis	F	Interstate	F	Santa Fe	F
Bali	I	Iona	F	Santorini	G
Block Petal	I	Isabella	E	Saxon	G
Boardwalk	F	Itajime	H	Sea Willow	J
Bronco	F	Jive	G	Sector	G
Burkina	H	Journey	F	Sequoia	G
Cadence	F	Kaolin	E	Sherlock	E
Carnival	F	Katano	G	Sherlock 2	E
Cascade	G	Key	G	Shibori	G
Cavo	G	Kimono	F	Shimmer	E
Centering Stripe	H	Kinetic	H	Shimmer 2	E
Channel	E	Kirigami	G	Silverado	E
Chroma	E	Kuba	I	Silverado 2	E
Cirque	H	Kumo	G	Skye	G
Column	F	Legacy	F	Soho	D
Compass	J	Legend	F	Solitude	F
Contour	F	Linea	F	Sonata Stripe	H
Cosmos	G	Loara	H	Sonic	F
Crescendo	H	Lore	F	Spectrum	D
Dakota	D	Lunette	J	Speedway	G
Dakota 2	D	Luxe	G	Spin	H
Daytona	H	Lyre	F	Spinnaker	H
Dazzle	H	Lytic	H	Spirit	E
Delphi	E	Majorca	G	Square One	I
Delta	E	Marathon	F	Staccato	J
Drifter	D	Marquee	G	Strata	E
Durango	D	Mason	G	Streamline	F
Dynasty	F	Mason Stripe	G	Sukhala	I
Eden	J	Meadow	H	Sundial	H
Elementary	I	Mesa	E	Sync	F
Elevado	F	Mirror, Mirror	H	Talavera	J
Emerson	D	Montage	J	Tally	F
Empress	D	Moon Beam	F	Tectonic	G
Encore	D	Moon Beam 2	F	The Plaid	J
Engrave	F	Morgan	F	Theory	C
Etch	E	Nahouri	I	Tick-Tock	G
Evolution	H	Navigator	G	Traverse	G
Fiji	E	Network	I	Tritik	H
Fragment	I	Oculus	F	Urban	H
Francesca Wool	H	Odyssey	F	Vanderbilt	F
Francesca Wool II	J	Ombre Petal	H	Vault	I
Frontier	D	Omega	E	Velocity	H
Galaxy	H	Palatine	F	Venture	I
Gamma	E	Palatine 2	F	Vineyard	H
Gardenia	G	Paragon	I	Vivo	F
Gatsby	E	Paxton	G	Wanderer	I
Gem	E	Perspective	G	Watson	D
Geostitch	H	Plateau	E	Windlass	I
Gianni	H	Polished	F	Zipline	I
Glam	E	Polo	G		
Glo	F	Posh	G		
Great Wall	G	Primavera	G		

## Designtex Fabric Grading

For memo samples order online at [www.designtex.com](http://www.designtex.com) or call Designtex at 800-221-1540

Grades and availability of fabric are subject to change without notice. Changes could include but are not limited to price increases, discontinued patterns, discontinued colors, etc. See [jsifurniture.com](http://jsifurniture.com) for updated information.

Pattern	Grade	Pattern	Grade	Pattern	Grade	Pattern	Grade
Acacia	H	Felt 2MM	I	Pause	F	Tramway	H
Adler	E	Felt 3MM	J	Pave	H	Treeline	I
Alcazar	E	Florin	G	Pennant	J	Trim	I
Alchemy	E	Flow	J	Pennant Celliant	J	Trove	E
Aloft	E	Fluent	H	Pennington	I	Tumbleweed	F
Annex	F	Fomo	F	Phenomena	H	Tweed Multi	D
Anni	I	Forestbound	F	Pigment	H	Ulster 4149	C
Appleseed	F	Friendly Faux	G	Pika	E	Ulster Upholstery	D
Arne	E	Gale	F	Pinball	I	3957	D
Aspect	D	Gamut	D	Pinpoint	H	Union Cloth	E
Aster	I	Gamut Celliant	E	Pivot	F	Upholstery	E
Atria	H	Geometric II	J	Plaid	I	Vero	F
Bark Cloth	F	Gleam	G	Play Ball	E	Viewpoint	I
Beguiled by the Wild	H	Gridley	D	Plus	I	Vine	I
Big Dot	G	Hashtag	E	Prime	D	W	F
Big Texture	G	Heather	G	Prompt	H	Wend	E
Billiard Cloth	F	Hem Stitch	E	Queue	I	Whim	F
Birdseye	D	Henrik Small	J	Raia	J	Willis	I
Bixby Macro	I	Hint	F	Rainwater	I	Windowpane	F
Bixby Micro	H	Holmes	H	Reppweave	E	Crypton	F
Boucle	G	Hyde	D	Revelry	G	Woolish	D
Boucle Dot	G	Hyphen	F	Rider	F	Yucca	F
Boucle Melange	H	Inga Small	J	Rise	E		
Brushed Flannel	D	Ink	I	Rocket	D		
Building Blocks	I	Inside Edge	F	Rodenbach	I		
Bunta	G	Interlock	H	Rotary	J		
Burlap Weave	F	Interlude	I	Round Leaves	I		
Burrard	I	Iota	D	Rove	H		
Burrard Ground Cloth	G	Jaunt	I	Samba	H		
Bute Braemar	J	Josef	G	Scale	F		
Bute Lewis	I	Jumper	I	Schism	F		
Bute Melrose	I	Kami	I	Segment	I		
Bute Tweed	I	Keen	F	Sense	J		
Carom	I	Kindred	H	Shibori Stripe	J		
Carrick	J	Lambert	H	Shortcut	I		
Chapiteau	F	Latitude	I	Silicone Element	G		
Chenille	J	Lattice	H	Silicone Element	H		
Chenille Chevron	J	Leap	G	Celliant	H		
Chunky Tweed	H	Leaves	G	Silicone Nappa	G		
Clad Celliant	E	Linen Like	F	Singing In The Rain	E		
Cloud Velvet	E	Linnen	F	Sketch	I		
Code	G	Little Dot	G	Sorano	E		
Collier	F	Loop To Loop	H	Span	E		
Colten	F	Lumi	I	Spandau	E		
Corded	H	Luster	F	Splendor	E		
Course	I	Mark	E	Splice	F		
Crosshatch	G	Mateo	F	Split	F		
Crossweave	D	Measure	F	Sprint	H		
Crosswind	F	Melange	E	Starburst	I		
Cubbitt	I	Metallo	F	Strand	F		
Current	F	Metta	E	Stratum	I		
Dapple	G	Microgrid	F	Stride	E		
Dart	H	Migration	I	Subtle	F		
Delaine	F	Minnie	D	Symbol	J		
Distressed Texture	F	Mod	H	System	F		
Double Weave	I	Mohair Plus	J	Tack Cloth	G		
Draft	H	Motif	H	Tailor	H		
Drift	F	Mountainous	I	Tap	H		
Ellipsis	D	MVP	E	Terra	F		
Encircle	J	Nest	F	Tilt	J		
Everywhere Texture	E	Net	J	Tiny Boucle	F		
Faux Sure	G	Opulent	E	Tiny Herringbone	F		

# Maharam Fabric Grading

 For memo samples order online at [www.maharam.com](http://www.maharam.com) or call Maharam at 800-645-3943

 Grades and availability of fabric are subject to change without notice. Changes could include but are not limited to price increases, discontinued patterns, discontinued colors, etc. See [jsifurniture.com](http://jsifurniture.com) for updated information.

Pattern	Grade	Pattern	Grade	Pattern	Grade
Across	H	Flurry	I	Rail	J
Albemarle	J	Frequency	G	Regatta	J
Ample	H	Gallant	F	Relay	I
Amulet	J	Gild	F	Rill	F
Anagram	I	Glen	E	Roster	E
Apt	G	Grade	I	Rule	H
Arabesque	J	Grove	H	Runner	H
Aria	J	Gust	F	Runner Standard	F
Article	E	Hearth	H	Scape	J
Beacon	H	Houndstooth	J	Scuba	F
Beryl	F	Instill	F	Scuttle	G
Bind	I	Keen	D	Sandal	F
Bluff	F	Lariat	E	Sequence	G
Boundary	G	Lea	H	Serried	J
Bright Angle	I	Lean	G	Shadow	G
Bright Cube	I	Ledger	F	Sheen	F
Bright Grid	H	Lens	G	Shift	H
Brindle	C	Levity	F	Shuttle Standard	F
Brio	H	Lift	I	Sift	I
Buffer	H	Limn	J	Skein	F
Bureau	E	Linden	H	Soft Tweed	I
Bushel	F	Lineage	G	Span	H
Candid	E	Link	H	Splay	G
Caper	E	Lithe	G	Spry	D
Chalet	G	Loop	D	Stature	F
Chasm	F	Lunar	D	Strum	F
Chassis	F	Manner	C	Sudden	F
Checker	J	Mantle	E	Sundry	H
Checker Split	J	Marquee	F	Switch	F
Circles by Charles and Ray Earnes	J	Medium	D	Swivel	H
Circuit	H	Melange Tweed	J	Taut Linen	J
Coach Cloth	J	Meld	C	Teatro	H
Coast	G	Merit	D	Tempera	H
Coin Crypton	G	Mesh	H	Tend	I
Coincide	F	Messenger	C	Ticker	H
Colorwheel	J	Metric	C	Tilt	H
Compound	F	Micro	E	Tracery	H
Conduit	E	Mikado	J	Trellis	J
Cosset	F	Milestone	D	Trundle	D
Cove	I	Mimic	G	Unisol	J
Crosspatch	J	Minicheck	J	Valor	I
Cursive	J	Mister	I	Vases	J
Cycle	F	Mode	D	Veer	E
Design 9297	J	Multiply	E	Vineyard	J
Disc	F	Murmur	C	Waver	F
Dots	J	Muse	C	Wend	D
Double Triangles	J	Nimble	F	Wide Corduroy	J
Dwell	D	Offset	I	Willow	H
Edges by Alexander Girard	J	Optik	J	Wool Rib	I
Ellipsis	I	Orakelblume	J	Wrap	J
Emit	E	Orbit	E		
Enmesh	G	Pallet	D		
Entwine	H	Pepper	F		
Equate	G	Pick	E		
Exchange	F	Pick Crypton	G		
Facets	J	Pinnacle	H		
Fathom	G	Pitch	F		
Feature	H	Pocket	H		
Festoon	J	Prime	G		
Flint	J	Prompt	F		
		Province	F		
		Queue	H		

Effective April 1, 2021

## Mayer Fabric Grading

For memo samples order online at [www.mayerfabrics.com](http://www.mayerfabrics.com) or call Mayer at 800-428-4415.

Grades and availability of fabric are subject to change without notice. Changes could include but are not limited to price increases, discontinued patterns, discontinued colors, etc. See [jsifurniture.com](http://jsifurniture.com) for updated information.

Pattern	Grade	Pattern	Grade	Pattern	Grade	Pattern	Grade	Pattern	Grade
Abbey	D	Ecosphere	G	Laser	C	Quattro	B	Volante	H
Abstract	G	Elevation	F	Latitude	E	Ranchero	B	Voyager	E
Acclaim	D	Engrave	C	Lavish	D	Reflector	F	Wallaby SP Black	A
Acuco	G	Entwine	D	Links	D	Refuge	E	Whirligig	I
Align	C	Ephesus	G	London	F	Rejuvenate	G	Whirlwind	D
All Seasons	C	Equal	B	Longhorn	D	Relativity	F	Wildflower	H
Amadeus	G	Essence	D	Longitude	E	Replay	E	Wilson	H
Ankara	F	Etch	C	Lotus	H	Reveal	D	Wool Boucle	G
Antique	D	Evolve	H	Luminary	B	Reverb	C	Wool Felt	E
Apollo Silicone	F	Facets	E	Madras	D	Rift	D	Wool Heather	E
Arabesque	D	Fanfare	H	Madrid SP Black	A	Rumba	B	Xanadu	G
Aristocrat	D	Fedora	C	Malibu	D	Samba	C	Zazen	G
Array	E	Fiji	C	Mandala	I	Samurai	F	Zen	G
Ascension	F	Finale	D	Marathon II	A	Saori	H	Zest	C
Avenue	F	Flair	C	Marmara	F	Score	E		
Balance	F	Florentino	C	Matka	D	Sequel	C		
Bali	C	Form	E	Matter	E	Sequel Plus Nanoguard	D		
Basic	A	Forte	A	Maverick	C	Sequence	D		
Batik	C	Fortune	D	Mayfair	F	Shantung	E		
Blueprint	B	Foundation 10	C	Meander	D	Sherlock	C		
Boardwalk	F	Fresco	B	Melange	D	Sierra Sp Black	A		
Bolero	D	Fretwork	G	Metal Strips	G	Signs	H		
Boro	H	Function	D	Micro Dot	C	Silk Screen	D		
Botanica	F	Gala	F	Midway	C	Silverweave	D		
Botany	F	Galveston	D	Milagro	H	Sketch	C		
Boteh	J	Gatsby	D	Milano	D	Slick	D		
Caressa	C	Geisha	H	Mingle	D	Social Network	E		
Carousel	J	Gem	C	Mode	D	Soho	E		
Cascade	D	Genesis	C	Molecule	F	Soleil	F		
Catwalk	E	Genesis Plus	D	Monogram	D	Sophisticate	D		
Channel	D	Nanoguard	D	Moonscape	C	Space Odyssey	C		
Chaps	C	Graph	B	Mosaic	D	Spacer Mesh	C		
Charette	E	Grasscloth	C	Mosaic Plus Nanoguard	E	Special Black	A		
Chequers	E	Gravity	E	Multi-Crepe	B	Spectre	D		
Cipher	B	Gridline	D	Neo	D	Splendor	E		
Circuit	H	Groundworks	F	Nexus	C	Spokes	I		
Circumference	G	Haarlem	G	Niche	E	Static	F		
Cirque	E	Haberdash	C	Nirvana	G	Stellar	C		
Code	B	Habitat	B	Noble	C	Strata	C		
Collage	G	Havana	C	Nomad	E	Sula	H		
Comalapa	G	Hexagon	D	Nostalgia	D	Suna	G		
Contempo	C	Holiday	F	Nylon-Stat ESD	F	Sutra	G		
Continuum 10	C	Huipil	F	Obi	F	Sydney	B		
Copa	B	Images	D	Obsession	F	Synapse	G		
Cosmopolitan	D	Imprint	C	Odessa	F	Tango	C		
Cross Check	B	Infinity	G	Optic 10	C	Tattersall	F		
Cube	C	Interlace	D	Outback	C	Textura	F		
Cuddle Up	F	Interlochen	D	Oxen SP Black	A	Theory 10	C		
Curlicue	C	Interlude	B	Palermo	D	Time Line	D		
Dande	E	Intrigue	D	Paragon	C	Turnabout	G		
Darning	H	Jekyll & Hyde	C	Parallel	C	Valet	C		
Dazzle	D	Jitterbug	D	Pastime	F	Variant 10	C		
Debonair	G	Jive	C	Patio	C	Vector	H		
Decoy	C	Journey	D	Pebble Beach	B	Venetian	H		
Destiny	C	Jubilee	D	Phoenix	D	Verona	C		
Destiny Plus Nanoguard	D	Kantha	G	Plaza	E	Vibrant	D		
Disco	D	Katagami	J	Polygon	D	Viewpoint	G		
Drake	D	Kensington	D	Positive Thoughts	G	Villa	E		
Dublin Tweed	D	Key Largo	C	Primo	E	Vintage Mohair	J		
Durango	C	Kobe	C	Prism 10	C	Vinyl Stat ESD	E		
Duraweave 10	A	Labyrinth	F	Proportion	G	Vipassana	G		
Echo	D	Landscape	F	Puno	G	Vogue	E		

# Momentum Fabric Grading

For memo samples order online at [www.memosamples.com](http://www.memosamples.com) or call Momentum at 800-366-6839

Grades and availability of fabric are subject to change without notice. Changes could include but are not limited to price increases, discontinued patterns, discontinued colors, etc. See [jsifurniture.com](http://jsifurniture.com) for updated information.

Pattern	Grade	Pattern	Grade	Pattern	Grade	Pattern	Grade	Pattern	Grade
Ace	C	Ebb	J	Lina	J	Silica Checker	H	Tufted	J
Acoustic	G	Edison	I	Lineup	B	Silica Chopsticks	H	Turin	H
Acrobat	I	Embark	G	Lore	I	Silica Compass	H	Uplift	H
Agora II	E	Endurance EPU	C	Ludwig	I	Silica Cusp	H	Vanguard CV	D
Allegory	J	Eon EPU	C	Mandala	H	Silica Deflect	I	Veer	I
Amenity II	H	Essay	H	Mapping Ideas	I	Silica Effloresce	H	Velocity	F
Amuse	C	Essex Uph	D	Marathon C-Zero	B	Silica Etc.	G	Vertu EPU	F
Analog	I	Etude	I	Marcel	I	Silica Etch	F	Via	D
April	G	Evo CV	D	Memory	I	Silica Fiona	I	Viva II	F
Archer	I	Evolve	I	Millennium C-Zero	B	Silica Flick	I	Vox	C
Ascend	F	Expo	C	Mogul EPU	E	Silica Fresco	G	Wander	H
Audubon	I	Faux Felt	D	Nagoya	I	Silica Fritz	I	Waver	F
Bandwidth II	G	Faux Mo	F	Nifty	D	Silica Gidget	I	Weaving Palettes	G
Bangle	A	Fleet	G	Nimble	I	Silica Hiatus	I	Whim	G
Banter	I	Float	E	Oath	D	Silica Hoop	G	Whit EPU	D
Beeline EPU	C	Flock	D	Odyssey C-Zero	B	Silica Jig	H	Widget	C
Beep	D	Flow	H	Ohs II	I	Silica Kip	I	Wish	F
Beta	D	Flux	H	Origin	A	Silica Leather	F	Zipped	I
Bobby	B	Focal	E	Otto	D	Silica Likely	I		
Boom II	C	Fold	I	Pantheon	I	Silica Reach	H		
Boxcar	H	Foray	E	Parable	F	Silica Roam	I		
Bravo II	D	Free	C	Parenthesis	A	Silica Scout	I		
Brink	G	Fuse	A	Pax	J	Silica Spoke	H		
Brisk	H	Gatsby	H	Perk	C	Silica Strata	I		
Build	E	Glide	G	Phase	I	Silica Stride	F		
Buoy	G	Graph	B	Photon	I	Silica Tao	H		
Byways	I	Grid	C	Phrase	G	Silica Tech	F		
Cairns	I	Groove EPU	C	Pierre	J	Silica Thatch	G		
Camber	H	Guild	A	Ping	F	Silica Triad	F		
Canter EPU	C	Habit	B	Pip	D	Silica Waltz	I		
Carlo	I	Halo	H	Pique	F	Silica Wifi	I		
Cashmere II	E	Hark EPU	G	Plan	F	Site Line	I		
Central	F	Hawking	F	Platform	G	Skip	C		
Centric	G	Hearsay	I	Point	D	Slice	B		
Channel	F	Highline	I	Polka	G	Small Talk	H		
Chime EPU	G	Hitch	G	Printwork EPU	I	Solace	C		
Chipper	J	Hobnob	D	Progress EPU	G	Solitaire	C		
Chromatic	I	Hop	G	Propel	H	Spontaneous	I		
Cityscape	I	Hue	D	Propensity II	D	Sport	D		
Civil	F	Infinity C-Zero	B	Prospect	E	Stamp EPU	H		
Clang	F	Infusion	G	Proximity	H	Starboard	H		
Climb	I	Insight	A	Raft	H	Stroll	D		
Club EPU	F	Interim	J	Rein II	E	Strum	F		
Collect	E	Interlock	J	Reverb	I	Strut	F		
Colorwheel	H	Intermix II	E	Revolve	I	Sullivan	D		
Cover Cloth	C	Iota	H	Riga	H	Sunny	G		
Croquet	H	Jitney	F	Ring	H	Swim	D		
Cube	H	Jot	D	Rise	D	Synergy	D		
Culture	F	Journal	I	Rivet	F	Syntax	D		
Current	E	Kayak	I	Row	E	Tack	D		
Cutout	J	Keynote	D	Rubato	G	Tactic	H		
Cycle	F	Kindle	G	Rush Hour	I	Tag	H		
Dante	F	Kindred	G	Sail	I	Tanner	C		
Dart	B	Kinney	F	Score	H	Tesla	H		
Dash	G	Kit	D	Scrabble	D	Tilt	G		
Dayspell	I	Knack	C	Shuttle	G	Toggle	C		
Decode	D	Lateral	F	Sidestep	I	Traction	H		
Delve	J	Ledge	F	Silica	F	Tradition C-Zero	B		
Dive	G	Lella	G	Silica Andy	I	Trapeze	I		
Docket	I	Leno	I	Silica Arc	I	Trefoil	J		
Domain	G	Lens	C	Silica Bauble	H	Tribeca CV	D		
Drift	I	Level	H	Silica Bracket	G	Trilogy	G		

## Stinson Fabric Grading

For memo samples order online at [www.cfstinson.com](http://www.cfstinson.com) or call Stinson at 800-841-6279

Grades and availability of fabric are subject to change without notice. Changes could include but are not limited to price increases, discontinued patterns, discontinued colors, etc. See [jsifurniture.com](http://jsifurniture.com) for updated information.

Pattern	Grade	Pattern	Grade	Pattern	Grade	Pattern	Grade	Pattern	Grade
Ace	D	Dakota	D	Kilkenny Tweed	C	Pierce	C	Splice	H
Acrobat	I	Dart	D	Knot	F	Pinball	G	Sprint	C
Adagio	E	Deflection	G	Kusari	D	Pivot	C	Square One	D
Adirondack	F	Detail	E	Lara	B	Polka	E	Squire	F
Affinity	F	Deza	H	Laredo	C	Portico	F	Staple	C
Alfresco	G	Didi	E	Lateral	D	Posey	F	Stat-Con	F
Alignment	G	Diva	D	Latitude	C	Posh	E	Stellar	D
Amplify	C	Dodgeball	G	Lava	H	Power Grid	I	Steppe	H
Anagram	G	Donegal	E	Level	E	Prisma	F	Stitch In Time	D
Ardent	C	Downtown	I	Lifecycle	I	Progression	G	Storyboard	I
Arioso	F	Drift	F	Lift	I	Promenade	G	Strand	D
Armature	H	Drizzle	I	Live Wire	H	Queue	G	Stratford	I
Artisan	D	Duet	F	Loophole	F	Radiance	H	Stride	D
Avail	G	Eddy	I	Luster	E	Raffia	E	Stuff	J
Avant	C	Effervescence	H	Mandala	H	Rainier	C	Summit	F
Banyan	F	Elderberry	H	Mantra	J	Rally	C	Sunburst	G
Bari	F	Eli	F	Marimba	F	Raquette	G	Sundance w/Stakleen	E
Basket	G	English Pub	C	Marquetry	H	Raya	I	Supersillyness	I
Bass Line	G	Equinox	F	Martini	F	Realm	E	Swipe	F
Beatbox	F	Essential	C	Matrix	E	Refraction	D	Swivel	G
Bespoke	E	Etch	F	Max	G	Retrograde	D	Symmetry	H
Bistro	C	Euclid	D	Maxwell	E	Revolution	G	Sync	I
Blip	D	Expressions	C	Maze	I	Revolve	I	Tangram	F
Bliss	I	Fast Lane	D	Median	F	Rhythm	J	Tender	H
Block Party	G	Fiberdrill	F	Mesa	I	Rialto	C	Tendrill	D
Bongo	H	Figment	H	Mica	D	Riddle	D	Tessuto	D
Boomerang	J	Fizz	E	Migration	I	Ritz	E	Thrive	I
Borderline	H	Flanders	D	Mingle	F	Rivera	F	Tidbit	F
Breton	G	Fleck	C	Moby	C	Rogue II	C	Torus	G
Brilliant	D	Flip Flops	H	Moccasin	C	Rouge II	C	Touch Base	F
Brixton	G	Folio	G	Mod	G	Round Trip	I	Touchstone	D
Brushwork	I	Fractal	G	Modena	F	Salinas	I	Tranquility	H
Bryant Park	C	Frequency	G	Monhegan	G	San Simeon	H	Transcend	C
Bubblerake	J	Full Turn	J	Montage	E	Satchel	D	Tribeca	C
Budget Black	A	Furrows	D	Montana	C	Satellite	E	Trio	I
Burkshire	C	Fuse	C	Moxie	F	Scintillate	G	Tweed	F
Calibration	H	Galileo	F	Natural World	J	Scout	C	Twiggy	F
Cannon Beach	I	Geomet	E	Nest	H	Script	D	Twist	H
Carlisle	D	Glisten	I	Network	G	Season	H	Uptown	I
Casablanca	I	Gradation	E	New Hempstead	C	Sedona	I	Vanish	I
Cassidy	C	Gravity	E	Nimble	G	Semaphore	H	Velocity	F
Catalina	G	Grille	D	Nishiki	D	Sensor	G	Voltage	I
Catalyst	C	Grove	H	Nova	E	Sentry - HC	C	Volterra-HC	I
Chainite	F	Handwork	G	Obscura	G	Sequence	D	Vortexia	I
Channel	E	Happy Tappy	I	Offset	H	Serene	H	Walk The Line	J
Chaos	J	Hashtag	G	Olivia	C	Seta	F	Whirl	G
Charlotte	E	Haven	F	Olympus	F	Shantung	C	Whisper	C
Chroma	E	Helix	H	Orbit	E	Shift	C	Winnly	E
Cirque	F	Hexie	I	Outlander	D	Shimmy	E	Wish	J
Cirro	G	Hi-Fi	D	Overlay	E	Shuffle	H	Wyatt	E
Citadel	C	Highlight	D	Oxford	C	Sideline	F	Ybor	F
Clean Slate	D	Hive	D	Pacifica	H	Silicone - Avail	G	Ziggy	C
Coco	F	Hopsack	D	Paloma	D	Silicone - Downtown	I	Zodiac	D
Colden	G	Hush	F	Paradox	H	Silicone - Max - One	G	Zoom	F
Comeback	H	I Spy	H	Park Avenue	F	Silicone - Uptown	I		
Concentric	G	Infinity Plush	I	Passport	F	Silver Point	G		
Connect	C	Inside Track	D	Patriot Plus II	C	Sirocco	G		
Continuum	E	Jala	I	Penelope	G	Sleek	D		
Converge	H	Jillian	D	Pergola	F	Sleeping Bear Dunes	G		
Core	C	Juxy	G	Perimeter	F	Smoothie	D		
Corium	F	Kennebunk	G	Perspective	H	Solitaire	C		
Criss Cross	D	Kid	E	Piccadilly	F	Spirit Millennium	C		



**SPRADLING®** Effective April 1, 2021

## Spradling Fabric Grading

Grades and availability of fabric are subject to change without notice. Changes could include but are not limited to price increases, discontinued patterns, discontinued colors, etc. See [jsifurniture.com](http://jsifurniture.com) for updated information.

For memo samples order online at [www.spradlingvinyl.com](http://www.spradlingvinyl.com).

<b>Pattern</b>	<b>Grade</b>
Edgeline	C
Maglia	C
Silververtex	C
Whisper	B



**Ultrafabrics.** Effective April 1, 2021

## Ultrafabrics Fabric Grading

Grades and availability of fabric are subject to change without notice. Changes could include but are not limited to price increases, discontinued patterns, discontinued colors, etc. See [jsifurniture.com](http://jsifurniture.com) for updated information.

For memo samples order online at [www.ultrafabricsllc.com](http://www.ultrafabricsllc.com).

<b>Pattern</b>	<b>Grade</b>
Brisa	E
Brisa Distressed	E
Brisa Fresco	E
Brisa Mokume	E
Cora Outdoor	G
Distressed Outdoor	G
Strada	D
Toscana	D
Ultraleather	E
Ultraleather Fusion	G
Ultraleather Fusion Shimmer	G
Ultraleather Geom	G
Ultraleather Linen	G
Ultraleather Pearlized	G
Ultraleather Pony	E
Ultraleather Pro	E
Ultraleather Promessa	E
Ultraleather Reef Pro	G
Ultraleather Tottori	E
Ultraleather Volar Bio-Based	H
Ultratech Cove	G
Ultratech Dwell	G
Ultratech Eco Tech	E
Ultratech Helix	G
Ultratech Wired	G





Effective March 1, 2021



## Cortina Leather Grading

For memo samples order online at [jsi@cortinaleathers.com](mailto:jsi@cortinaleathers.com)

Grades and availability of leather are subject to change without notice. Changes could include but are not limited to price increases, discontinued patterns, discontinued colors, etc. See [jsifurniture.com](http://jsifurniture.com) for updated information.

<b>Pattern</b>	<b>Grade</b>
Caprone	L2
Davenport	L1
Old English	L2

If selecting non-carded patterns/colorways pricing will be based on Full Hide usage.  
Contact Customer Service for price quote.

## Custom Options

### Wood and Metal Laser Cut Backs

Many of our seating models are available with custom wood engraving or laser cut backs. University seals, logos, unique designs, or any type of graphic can be designed into the seating back for a custom creation. Copyright approval may be required. Consult JSI Customer Service for pricing and artwork specifications. Artwork must be submitted as a JPG or PDF file.

#### Example



### Wood Laser Engraving and Cut Outs General Pricing

\* must order plain back when choosing these options

For Artwork 4" x 4" or Less	\$50 list per chair
For Artwork Less than 6" x 6"	\$88 list per chair
For Artwork Larger than 6" x 6"	Call For Pricing

For orders fewer than 50 pieces, add \$136 list per design, per order. This pricing reflects etching (leaving the wood dark). If additional painted colors are added to artwork please call customer service for pricing.

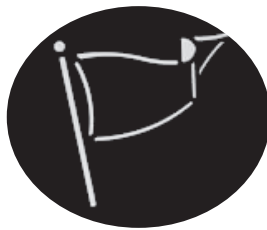
A \$119 list set-up fee applies.

### Metal Laser Cut Out General Pricing

\* must order plain back when choosing this option.

Contact Customer Service for pricing.

Examples shown below



Leather engraving also available. Please call Customer Service for pricing and availability.

## Specification Tools

JSI products are manufactured to order and provide a multitude of options to address your individual customer needs. As you process your order do not forget to include all the necessary information to allow the order entry process to be completed. Please see the order checklist at the beginning of every series.

JSI Customer Service edits every order for complete information. If details are not included with the purchase order, Customer Service will contact you to answer these questions. If information is not completed in a timely manner it will delay the entry process and could effect your product delivery date. To avoid delay in order entry and potential delay in delivery of your order, please double check the line items to ensure all selections have been completed.

To ensure completion of details on your purchase order, electronic catalogs and specification tools have been developed to aid in the process. These electronic tools include:

**20-20 GIZA Studio and 20-20 CAP Studio** software offers state-of-the-art design, specification, photo-realistic rendering and three-dimensional visualization capabilities for configurable products in the commercial interior design markets. 20-20 GIZA Studio and 20-20 CAP Studio are available for all JSI Casework and Seating products, in 2D and 3D graphics and the Specifier Catalog. Updates are made monthly reflecting any changes that occurred. To be sure the most up to date information is provided on orders, users of this software program are responsible to update their catalogs.

**CET Designer, by Configura** is an all-in-one software solution for space planning and configuration of products. The intuitive workflow guides you through entire process from idea to reality - supporting every step of the sales process

**ProjectMatrix, Inc.** offers a full software solution for the contract furniture industry. Their software can help you create space plans to specifications for ease of specifying our JSI Casework and Seating product lines. Updates are made monthly reflecting any changes that occurred. To be sure the most up to date information is provided on orders, users of this software program are responsible to update their catalogs.

**GSAdvantage** is a Federal Government electronic catalog site offered to assist GSA customers in specifying and pricing JSI product. Listed at this site are all contract items and prices under GSA Contract # GS-28F-0030U.

Our JSI website [jsifurniture.com](http://jsifurniture.com) provides many tools to assist in the design and order selection. Included in the site are downloadable images, typicals, product symbols, brochures, contact information, price lists, sales representative locations, warranty and environmental information.

## GSA Terms and Conditions



**Contract Holder**  
Contract # GS-28F-0030U

**In addition to the standard terms and conditions, the following terms and conditions apply to GSA contract.**

### Contract Number

GS-28F-0030U

### Contract Period

June 24, 2013 - June 24, 2023

### Statement of Intended Use

The furniture covered by special item number 33721 Office Furniture shall comply with the requirements defined in purchase description 3QSAB 09-608. All furniture offered under this SIN shall be GSA Chassis Grade 1, 2, 3 or NA, GSA Drawer Grade 1, 2, 3, 4 or NA, Design A B or C, as defined in 3QSAB 09-608.

### Description of Special Item Number SIN #33721

### Cooperative Purchasing

No

### Set Aside

No

### FSC/PSC Code

7125

**NAICS** 337211 Wood Office Furniture Manufacturing 1000 employees

Includes all furniture placed in an office, such as chairs, desks, etc. In addition, ancillary services are included, however services performed shall not be the primary purpose of the work ordered.

### Lowest Price Model

SIN #	Model Number	Net Price
33721	VS-LBRKT-20	\$28.03

### Maximum Order

\$250,000 net

### Geographic Coverage

48 contiguous states and Washington D.C.

### Point of Production

Jasper, Dubois County, Indiana  
Orleans, Orange County, Indiana  
Paoli, Orange County, Indiana

### Discount

Discount 61.6%\* off list.

\*Discount for Walden and Wellington is 61.71% off list.

### Discount Quantity

Walden and Wellington only  
\$300,000 to \$350,000 Net = 0.5%  
\$350,001 to \$400,000 Net = 1%  
\$400,001 to \$450,000 Net = 1.5%

### Prompt Payment Terms

1% 15 - net 30 days from date of invoice.

**Government purchase cards are accepted at or below the micro-purchase threshold**

**Government purchase cards are accepted above the micro-purchase threshold**

### Foreign Terms

Not applicable.

### Time of Delivery

30-75 days after receipt of order, 90 days maximum.

### Expedited Delivery

Contact Customer Service 800-457-4511

### Overnight and 2-day Delivery

Not applicable.

### Urgent Requirements

Contact Customer Service 800-457-4511

### F.O.B. Points

F.O.B. destination, freight prepaid and allowed to 48 contiguous states and Washington D.C. excludes special delivery requirements.

# GSA Terms and Conditions

## Ordering Address

Jasper Seating Company, Inc. d/b/a JSI  
Attn: Participating Dealer  
225 Clay Street  
Jasper, IN 47546  
Fax: 812-482-1548  
Phone: 800-457-4511  
Email: orders@jaspergroup.us.com

## Order Procedures:

Per contract

## Payment Address

JSI  
225 Clay Street  
Jasper, IN 47546

## Warranty Provision

JSI Commercial 15 year warranty applies

## Export Package Charges

Quoted on project-by-project basis.

## Terms of Government Commercial Credit Card Acceptance

Accepted.

## Rental, Maintenance, and Repair

Not applicable.

## Terms and Conditions of installation

12% of net purchase order for installation services up to \$150,000.00 of net purchase price.

## Terms and conditions of repair parts, etc.

See warranty.

## List of service and distribution points

Contact Customer Service 800-457-4511.

## List of participating dealers

Contact Customer Service 800-457-4511.

## Preventive Maintenance

N/A

## Environmental Attributes

GreenGuard Certified and recycled wood waste and fabric remnants

## Section 508 Compliance.

N/A

## DUNS #

00-636-7767

## CCR and SAMS Registration

Jasper Seating Company, Inc. is registered  
Cage Code #31881  
Federal ID #35-0420370

## Product Modifications

We willingly accept customers' modifications to standard products. See product modification information by series at the start of each series under the "Product Modification" sections. If there is a modification you desire that is not listed in this section, please call Customer Service for a modification quote/price

## Acceptance, Modification, Assignment

By placing this order for furniture, material or other products (sometimes collectively referred to as "goods"), customer agrees to these terms and conditions which shall prevail over inconsistent provisions in any other form or document of customer. No change or modification shall be applicable unless set forth in writing and signed by company. Neither this order nor any interest therein shall be assigned by customer except with the prior written consent of company.

## Payment

Customer agrees to pay to company the amount indicated on the invoice, 1% 15 days, net 30 days from date of invoice (U.S. funds only), for goods ordered. Interest will be charged after 30 days from the date of invoice at the rate of one and a half percent (1.5%) per month. International sales will require additional payment arrangements. No goods shall be sold on consignment or conditional sales basis. Payment for the goods delivered hereunder shall constitute acceptance thereof.

## Attorneys' Fees

Customer shall be responsible for all expenses and cost in connection with the enforcement by company of these terms and conditions and the cost of collection (including the fees of any collection agencies to whom the customer's account may be referred), plus reasonable attorneys' fees (which attorneys' fees shall not be less than 25% of the amount due, unless a lower amount is specified by applicable law).

## Remedies

The remedies herein reserved shall be cumulative, and additional to any other or further remedies provided in law or equity. No waiver of a breach of any provision of these terms and conditions shall constitute waiver of any other breach or of such provision.

## Insolvency

Company may forthwith cancel this order in the event of the happening of any of the following or any other comparable event: insolvency of the customer, the filing of a voluntary petition in bankruptcy, the filing of any involuntary petition to have customer declared bankrupt provided it is not vacated within thirty (30) days from the date of filing, the appointment of a receiver or trustee for customer provided such appointment is not vacated within thirty (30) days from the date of such appointment, or the execution by customer of an assignment for the benefit of creditors.

# GSA Terms and Conditions

## Limitation of Liability

The Company shall not under any circumstances be liable to the customer, owner of the goods or any third party for special, indirect, incidental, or consequential damages, including, without limitation, loss of profits or revenues, loss or damage to other property or equipment, cost of capital or of purchased or replacement goods, or expense, delay, or inconvenience cause by or arising from the purchase, sale, use, repair or inability to use the goods or by any performance or non-performance under, or breach of, these terms and conditions. The Company's sole liability for any defective goods shall be its repair or its replacement pursuant to the express warranties set forth above, or if amended, as applicable at the time of manufacture or repair of the goods. Some states do not allow the exclusion or limitation of incidental or consequential damages, so the above limitations or exclusion may not apply to all customers. Any action resulting from any breach on the part of company as to the goods or services delivered here under must be commenced within one year after the cause of action has occurred.

## Returns and Allowances

Reasonable touch-up and deluxing is the dealer's responsibility. The Company will not make allowances for trip or delivery charges, but will only make allowance for actual work performed to correct manufacturing defects. Allowances maybe authorized only by a company officer. It is the responsibility of the field sales representative to inspect any defective merchandise and make suggestions and recommendations as to the proper disposition. Field personnel cannot obligate or bind the company by definite agreement, without final authorization by a company officer. Company will not accept automatic charge backs which do not have prior authorization. All defects must be called to the company's attention upon arrival at the customer's "ship to" destination. To initiate any type of claim or request for parts, it is imperative to have the model number or fabric number, which may be located on the tag attached to the frame of the unit. Authorization for return to the company via a return goods authorization. Company will not issue credit allowances for any repairs without company's prior consent. Under no circumstances shall the company accept COD (cash on delivery) returns, and any such shipment will be refused.

## Security Agreement

The Company may require and customer shall grant a security interest in goods sold pursuant to any credit the company may extend to the customer.

## Governing Law

All disputes between the parties, whether or not arising out of these terms and conditions, will be governed by the laws of the state of Indiana. Customer agrees to submit to the jurisdiction of and agrees all lawsuits relating to any disputes between the customer and the company will be brought only in a state court located in Dubois County, Indiana or the United States District Court for the Southern District of Indiana. The customer hereby waives the right to a trial by jury in any action, proceeding, claim, or counterclaim whether in contract or tort, at law or in equity, arising out of or relating in any way to these terms and conditions and all other disputes between the parties.

## Mitigation

If the company repossesses the goods prior to payment by the customer of all amounts due hereunder, the company may sell the goods, as is, where is, free and clear of all rights of the customer at either public or private sales, and apply the net proceeds (after deducting expenses of repossession and sale) to the obligation of customer hereunder. The customer may dispose of the goods in any commercially reasonable place and manner and the customer waives any notice of time, place and manner of sale.

## Integration

This order for goods, including these terms and conditions, along with any credit application, invoice, statement, dealer contract, acknowledgment, bill of lading (and any exhibits, addenda or amendments thereto) of which this order may be a part, constitutes the sole and complete agreement between the company and the customer with respect to the purchase of the goods.

## Dimensions/Specifications/Finishes

All dimensions are approximate and may vary due to the upholstery technique of each craftsman. If exact dimensions are required, it is necessary for the customer to state such specifications with the order. Detailed specifications sheets are available for each series of goods, and customer should consult the company's customer service department for these specification sheets. Company reserves the right to make changes in dimensions, style, or specifications if company believes these changes will improve the goods' quality or appearance. Company reserves the right to substitute hardwoods due to availability at production. Due to the natural characteristics of wood, environmental effects, and material upgrades, the company cannot guarantee exact finish matches on existing goods previously ordered from company. If an exact match to customer's existing goods is required, it must be specified so that the proper procedures can be followed to ensure an acceptable finish. Company will accept no liability for the finish if this procedure isn't followed. Company reserves the right to make changes in a finish formula if company believes the change will improve the quality or appearance of company's goods.

## Company's Performance of Its Obligation

The production and delivery of the goods to the extent delayed or hindered or prevented from the performance by reason of natural disasters, acts of god, strikes, lockouts, labor troubles, inability to procure materials, casualties, failure of power, restrictive governmental laws or regulations, riots, insurrections, acts of terrorism, war or other reason of a like nature not the fault of the company shall excuse for the period of the delay the company's performance and the period for the performance shall be extended for a period equivalent to the period of such delay.

## GSA Terms and Conditions

### Security Agreement

The Company may require and customer shall grant a security interest in goods sold pursuant to any credit the company may extend to the customer.

### Governing Law

All disputes between the parties, whether or not arising out of these terms and conditions, will be governed by the laws of the state of Indiana. Customer agrees to submit to the jurisdiction of and agrees all lawsuits relating to any disputes between the customer and the company will be brought only in a state court located in Dubois County, Indiana or the United States District Court for the Southern District of Indiana. The customer hereby waives the right to a trial by jury in any action, proceeding, claim, or counterclaim whether in contract or tort, at law or in equity, arising out of or relating in any way to these terms and conditions and all other disputes between the parties.

### Mitigation

If the company repossesses the goods prior to payment by the customer of all amounts due hereunder, the company may sell the goods, as is, where is, free and clear of all rights of the customer at either public or private sales, and apply the net proceeds (after deducting expenses of repossession and sale) to the obligation of customer hereunder. The customer may dispose of the goods in any commercially reasonable place and manner and the customer waives any notice of time, place and manner of sale.

### Integration

This order for goods, including these terms and conditions, along with any credit application, invoice, statement, dealer contract, acknowledgment, bill of lading (and any exhibits, addenda or amendments thereto) of which this order may be a part, constitutes the sole and complete agreement between the company and the customer with respect to the purchase of the goods.

### Dimensions/Specifications/Finishes

All dimensions are approximate and may vary due to the upholstery technique of each craftsman. If exact dimensions are required, it is necessary for the customer to state such specifications with the order. Detailed specifications sheets are available for each series of goods, and customer should consult the company's customer service department for these specification sheets. Company reserves the right to make changes in dimensions, style, or specifications if company believes these changes will improve the goods' quality or appearance. Company reserves the right to substitute hardwoods due to availability at production. Due to the natural characteristics of wood, environmental effects, and material upgrades, the company cannot guarantee exact finish matches on existing goods previously ordered from company. If an exact match to customer's existing goods is required, it must be specified so that the proper procedures can be followed to ensure an acceptable finish. Company will accept no liability for the finish if this procedure isn't followed. Company reserves the right to make changes in a finish formula if company believes the change will improve the quality or appearance of company's goods.

### Company's Performance of Its Obligation

The production and delivery of the goods to the extent delayed or hindered or prevented from the performance by reason of natural disasters, acts of god, strikes, lockouts, labor troubles, inability to procure materials, casualties, failure of power, restrictive governmental laws or regulations, riots, insurrections, acts of terrorism, war or other reason of a like nature not the fault of the company shall excuse for the period of the delay the company's performance and the period for the performance shall be extended for a period equivalent to the period of such delay.

## Addison Order Check List:



## Specify:

- ☐ 1. Model Number  
☐ 2. Wood Species - Red Oak (RO) or Maple (M)  
☐ 3. Wood Finish/Color  
☐ 4. Fabric Selection - vendor, pattern and color  
☐ 5. Optional FRONT LEG casters - add \$54 list; specify seat height  
**NOT AVAILABLE on BARSTOOLS**  
☐ 6. Optional Rubber Cushion Nylon Glides - no upcharge

## Example:

353C (model #)	RO (wood species)	HEN (finish)	MOMENTUM (fabric vendor)	VOX (pattern name)	MYSTIC (pattern color)
-------------------	----------------------	-----------------	-----------------------------	-----------------------	---------------------------

## 1. Model Number

## 2. Wood Species - Red Oak (RO) or Maple (M)

## 3. Wood Base/Color Options:

## Red Oak

BRW	Brownie	ECU	Ecru
CAN	Canyon	HEN	Henna
CIT	Citron	HNY	Honey
DES	Desert	NUT	Nut Brown

## Maple

CAG	Aged Ash Coordinate	CGR	Graphite Coordinate
ALM	Ale Medium	HRV	Harvest
AUB	Auburn	CHL	High Line Coordinate
BRL	Barley	CKC	Khaki Coordinate
CBE	Blonde Echo Coordinate	LGC	Legacy
BBM	Bourbon Medium	MCH	Mocha
CBZ	Brazilwood Coordinate	NTO	Night Owl
BRM	Brighton Medium	COA	Oatmeal Cookie Coordinate
BUT	Butterscotch	CPI	Pinnacle Walnut Coordinate
CIN	Cinnamon	PRL	Praline
CLA	Classic	SAF	Saffron
CCF	Coffee Coordinate	SIE	Sienna
CLL	Collectors	CST	Studio Teak Coordinate
CCR	Cremello Coordinate	TOF	Toffee
EAR	Earthy	TRF	Truffle
ESP	Espresso	VEN	Venetian
FLX	Flax	CVI	Vintage Coordinate
CFL	Florence Walnut Coordinate	CWH	Walnut Heights Coordinate
CFO	Fossil Coordinate	CWE	Weathered Ash Coordinate

## Color - Add \$38 list per item

BKD	Backdrop	GRV	Greek Villa
BFX	Black Fox	GLF	Gulf Stream
BWH	Bright White	HTB	Heartthrob
CGP	Cargo Pants	NET	Network Gray
CHT	Chatroom	NWH	Nonchalant White
DSY	Daisy	PAR	Paradise
DRG	Daring	QXP	Quixotic Plum
DYN	Dynamo	RBZ	Relic Bronze
ENG	Enigma	SND	Sandbank
FRR	French Roast	STM	Storm
GBY	Georgian Bay	TRC	Tricorn Black

## 4. Fabric Selection - Please supply the following:

Fabric vendor  
 Pattern name  
 Pattern color

[For a complete list of JSI Graded-In Fabric click here](#)


## All COM orders must include the following:

- Vendor's name, pattern name and color
- Sample of the fabric attached to order
- Model numbers of items for fabric application
- Special application instructions (e.g., all stripes will be applied front to back unless specified otherwise)
- Customer and purchase order number

Ship prepaid COM  
 material to:



JSI  
 Attn: COM Department  
 201 East Martin Street  
 Receiving B, Dock 71  
 Orleans, IN 47452

Application of fabric:  
 Railroaded      Up the Roll





All COM orders will ship at standard lead time from receipt of COM except for orders requiring special custom matched finishes.



Description		① Model	Specifications				List Price Per Grade		
Armless			353A All Wood				All Wood	\$331	
			353C Uph. Seat				COM	\$377	
<div><div>· optional front leg casters available - add \$54 list for set of 2 casters</div><div>· coordinating Children's collection</div></div> <div>GSA Contract SIN #33721</div>			Dimensions		D	W	H	A	\$393
			Overall		20 ½	18	34 ½	B	\$406
			Seat		15 ½	18	18 ½	COL/C	\$433
			Upholstery		Shipping			D	\$466
			COM Ydg		¾	Ctn Wt	20	E	\$499
			COL Sq Ft		9	Cu Ft	9	F	\$536
			G						\$587
			H						\$640
			I						\$723
			J						\$826
			L1						\$596
			L2						\$650

Barstool



358A  
all wood

358C  
uph. seat

358A All Wood

358C Uph. Seat

· casters not available

· standard with brass scuff plate, also available in polished aluminum or matte black

GSA Contract SIN #33721

Dimensions	D	W	H
Overall	20 ¾	18	46 ¾
Seat	15 ½	18	30
Upholstery	Shipping		
COM Ydg	¾	Ctn Wt	25
COL Sq Ft	9	Cu Ft	13

All Wood \$401

COM \$446

A \$460

B \$477

COL/C \$502

D \$536

E \$569

F \$605

G \$658

H \$710

I \$793

J \$895

L1 \$666

L2 \$720

**To Order, Specify:**

- Model Number
- Wood Species - Red Oak (RO) or Maple (M)
- Wood Finish/Color
- Fabric Selection - vendor, pattern and color
- Optional FRONT LEG Casters - add \$54 list; specify seat height. **NOT AVAILABLE on BARSTOOLS**
- Optional Rubber Cushion Nylon Glides - no upcharge

**③ Wood Finish/Color Options:****Red Oak**

BRW Brownie  
CAN Canyon  
CIT Citron  
DES Desert

ECU Ecru  
HEN Henna  
HNY Honey  
NUT Nut Brown

**Maple**

CAG Aged Ash Coordinate  
ALM Ale Medium  
AUB Auburn  
BRL Barley  
CBE Blonde Echo Coordinate  
BBM Bourbon Medium  
CBZ Brazilwood Coordinate  
BRM Brighton Medium  
BUT Butterscotch  
CIN Cinnamon  
CLA Classic  
CCF Coffee Coordinate  
CLL Collectors  
CCR Cremello Coordinate  
EAR Earthy  
ESP Espresso  
FLX Flax  
CFL Florence Walnut Coordinate  
CFO Fossil Coordinate

CGR Graphite Coordinate  
HRV Harvest  
CHL High Line Coordinate  
CKC Khaki Coordinate  
LGC Legacy  
MCH Mocha  
NTO Night Owl  
COA Oatmeal Cook Coordinate  
CPI Pinnacle Walnut Coordinate  
PRL Praline  
SAF Saffron  
SIE Sienna  
CST Studio Teak Coordinate  
TOF Toffee  
TRF Truffle  
VEN Venetian  
CVI Vintage Coordinate  
CWH Walnut Heights Coordinate  
CWE Weathered Ash Coordinate

**Color - Add \$37 list per item:**

BKD Backdrop  
BFX Black Fox  
BWH Bright White  
CGP Cargo Pants  
CHT Chatroom  
DSY Daisy  
DRG Daring  
DYN Dynamo  
ENG Enigma  
FRR French Roast  
GBY Georgian Bay  
GRV Greek Villa  
GLF Gulf Stream  
HTB Heartthrob  
NET Network Gray  
NWH Nonchalant White  
PAR Paradise  
QXP Quixotic Plum  
RBZ Relic Bronze  
SND Sandbank  
STM Storm  
TRC Tricorn Black

- ④ See a selection of graded in fabric manufacturers and patterns on pages 20-28 Contact Customer Service for additional fabric options.

**Specifications**

- Wood species - Red Oak or Maple.
- Seat is upholstered with 1 ½" polyurethane foam and synthetic sheet webbing for added comfort.
- Mortise and tenon construction with corner blocks, glue and screws.
- Standard with rubber cushion metal glides.

Addison Children’s Order Check List:



- Specify:
- ☐ 1. Model Number
  - ☐ 2. Wood Species - Red Oak (RO) or Maple (M)
  - ☐ 3. Wood Finish/Color
  - ☐ 4. Fabric Selection - vendor, pattern and color
  - ☐ 5. Optional Rubber Cushion Nylon Glides - no upcharge

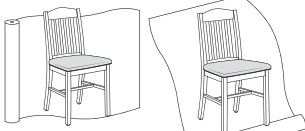
Example:

356C	RO	HEN	MOMENTUM	VOX	MYSTIC
(model #)	(wood species)	(finish)	(fabric vendor)	(pattern name)	(pattern color)



1. Model Number
- 
2. Wood Species - Red Oak (RO) or Maple (M)
- 
3. Wood Base/Color Options:
- Red Oak**
- |     |         |     |           |
|-----|---------|-----|-----------|
| BRW | Brownie | ECU | Ecru      |
| CAN | Canyon  | HEN | Henna     |
| CIT | Citron  | HNY | Honey     |
| DES | Desert  | NUT | Nut Brown |
- Maple**
- |     |                            |     |                            |
|-----|----------------------------|-----|----------------------------|
| CAG | Aged Ash Coordinate        | CGR | Graphite Coordinate        |
| ALM | Ale Medium                 | HRV | Harvest                    |
| AUB | Auburn                     | CHL | High Line Coordinate       |
| BRL | Barley                     | CKC | Khaki Coordinate           |
| CBE | Blonde Echo Coordinate     | LGC | Legacy                     |
| BBM | Bourbon Medium             | MCH | Mocha                      |
| CBZ | Brazilwood Coordinate      | NTO | Night Owl                  |
| BRM | Brighton Medium            | COA | Oatmeal Cookie Coordinate  |
| BUT | Butterscotch               | CPI | Pinnacle Walnut Coordinate |
| CIN | Cinnamon                   | PRL | Praline                    |
| CLA | Classic                    | SAF | Saffron                    |
| CCF | Coffee Coordinate          | SIE | Sienna                     |
| CLL | Collectors                 | CST | Studio Teak Coordinate     |
| CCR | Cremello Coordinate        | TOF | Toffee                     |
| EAR | Earthy                     | TRF | Truffle                    |
| ESP | Espresso                   | VEN | Venetian                   |
| FLX | Flax                       | CVI | Vintage Coordinate         |
| CFL | Florence Walnut Coordinate | CWH | Walnut Heights Coordinate  |
| CFO | Fossil Coordinate          | CWE | Weathered Ash Coordinate   |

Color - Add \$38 list per item

BKD	Backdrop	GRV	Greek Villa
BFX	Black Fox	GLF	Gulf Stream
BWH	Bright White	HTB	Heartthrob
CGP	Cargo Pants	NET	Network Gray
CHT	Chatroom	NWH	Nonchalant White
DSY	Daisy	PAR	Paradise
DRG	Daring	QXP	Quixotic Plum
DYN	Dynamo	RBZ	Relic Bronze
ENG	Enigma	SND	Sandbank
FRR	French Roast	STM	Storm
GBY	Georgian Bay	TRC	Tricorn Black

4. Fabric Selection - Please supply the following:
- Vendor name
  - Pattern name
  - Pattern color
- [For a complete list of JSI Graded-In Fabric click here](#)
- All COM orders must include the following:**
- Vendor's name, pattern name and color
  - Sample of the fabric attached to order
  - Model numbers of items for fabric application
  - Special application instructions (e.g., all stripes will be applied front to back unless specified otherwise)
  - Customer and purchase order number
- |                               |   |
|-------------------------------|---|
| Ship prepaid COM material to: | Application of fabric:  |
| JSI                           | Railroaded      Up the Roll   |
| Attn: COM Department          |  |
| 201 East Martin Street        |   |
| Receiving B, Docks 71-73      |   |
| Orleans, IN 47452             |   |

All C.O.M. orders will ship at standard lead time from receipt of C.O.M. except for orders requiring special custom matched finishes.

Description		① Model	Specifications				List Price Per Grade		
Armless		 <b>356A All Wood</b> <b>356C Uph. Seat</b>  GSA Contract SIN #33721	Dimensions		D	W	H	All Wood	\$326
			Overall	15	15	29	COM	\$399	
			Seat	13	15	16	A	\$412	
			Upholstery		Shipping			B	\$428
			COM Ydg	¾	Ctn Wt	13	COL/C	\$454	
			COL Sq Ft	9	Cu Ft	6	D	\$488	
							E	\$522	
							F	\$557	
							G	\$608	
							H	\$662	
							I	\$745	
							J	\$846	
							L1	\$618	
							L2	\$670	



**356A**  
all wood



**356C**  
uph. seat

### To Order, Specify:

- Model Number
- Wood Species - Red Oak (RO) or Maple (M)
- Wood Finish/Color
- Fabric Selection - vendor, pattern and color
- Optional Rubber Cushion Nylon Glides - no upcharge

### Wood Finish/Color Options:

#### Red Oak

BRW	Brownie	ECU	Ecru
CAN	Canyon	HEN	Henna
CIT	Citron	HNY	Honey
DES	Desert	NUT	Nut Brown

#### Maple

CAG	Aged Ash Coordinate	CGR	Graphite Coordinate
ALM	Ale Medium	HRV	Harvest
AUB	Auburn	CHL	High Line Coordinate
BRL	Barley	CKC	Khaki Coordinate
CBE	Blonde Echo Coordinate	LGC	Legacy
BBM	Bourbon Medium	MCH	Mocha
CBZ	Brazilwood Coordinate	NTO	Night Owl
BRM	Brighton Medium	COA	Oatmeal Cook Coordinate
BUT	Butterscotch	CPI	Pinnacle Walnut Coordinate
CIN	Cinnamon	PRL	Praline
CLA	Classic	SAF	Saffron
CCF	Coffee Coordinate	SIE	Sienna
CLL	Collectors	CST	Studio Teak Coordinate
CCR	Cremello Coordinate	TOF	Toffee
EAR	Earthy	TRF	Truffle
ESP	Espresso	VEN	Venetian
FLX	Flax	CVI	Vintage Coordinate
CFL	Florence Walnut Coordinate	CWH	Walnut Heights Coordinate
CFO	Fossil Coordinate	CWE	Weathered Ash Coordinate

#### Color - Add \$38 list per item:

BKD	Backdrop	GRV	Greek Villa
BFX	Black Fox	GLF	Gulf Stream
BWH	Bright White	HTB	Heartthrob
CGP	Cargo Pants	NET	Network Gray
CHT	Chatroom	NWH	Nonchalant White
DSY	Daisy	PAR	Paradise
DRG	Daring	QXP	Quixotic Plum
DYN	Dynamo	RBZ	Relic Bronze
ENG	Enigma	SND	Sandbank
FRR	French Roast	STM	Storm
GBY	Georgian Bay	TRC	Tricorn Black

- 4 See a selection of graded in fabric manufacturers and patterns on pages 20-28 Contact Customer Service for additional fabric options.

### Specifications

- Wood species - Red Oak or Maple.
- Seat is upholstered with 1 ½" polyurethane foam and synthetic sheet webbing for added comfort.
- Mortise and tenon construction with corner blocks, glue and screws.
- Standard with rubber cushion metal glides.

Alden Order Check List:



Specify:

☐ 1. Model Number

☐ 2. Wood Species - Beech (B)

☐ 3. Wood Seat Finish/Color

☐ 4. Metal Frame Tier/Color:

    A. Tier 1 - no upcharge

    B. Tier 2 - add \$42 list

    C. Tier 3 - add \$83 list

    D. Tier 4 - add \$125 list

☐ 5. Fabric Selection - vendor, pattern and color

☐ 6. Optional Clear Leg Protectors - add \$20 list per chair for set of 4

Example:

253C	B	AUB	MBK	MOMENTUM	VOX	MYSTIC
(model #)	(wood species)	(finish)	(metal frame)	(fabric vendor)	(pattern name)	(pattern color)

1. Model Number			
2. Wood Species - Beech (B)			
3. Wood Seat Finish /Color Options:			
CAG	Aged Ash Coordinate	CGR	Graphite Coordinate
ALM	Ale Medium	HRV	Harvest
AUB	Auburn	HEN	Henna
BRL	Barley	CHL	High Line Coordinate
CBE	Blonde Echo Coordinate	HNY	Honey
BBM	Bourbon Medium	CKC	Khaki Coordinate
CBZ	Brazilwood Coordinate	HNY	Honey
BRM	Brighton Medium	LGC	Legacy
BRW	Brownie	MCH	Mocha
BUT	Butterscotch	NTO	Night Owl
CAN	Canyon	NUT	Nut Brown
CIN	Cinnamon	COA	Oatmeal Cookie Coordinate
CIT	Citron	CPI	Pinnacle Walnut Coordinate
CLA	Classic	PRL	Praline
CCF	Coffee Coordinate	PRL	Praline
CLL	Collectors	SAF	Saffron
CCR	Cremello Coordinate	SIE	Sienna
DES	Desert	CST	Studio Teak Coordinate
EAR	Earthy	TOF	Toffee
ECU	Ecu	TRF	Truffle
ESP	Espresso	VEN	Venetian
FLX	Flax	CVI	Vintage Coordinate
CFL	Florence Walnut Coordinate	CWH	Walnut Heights Coordinate
CFO	Fossil Coordinate	CWE	Weathered Ash Coordinate

Color - Add \$38 list per item			
BKD	Backdrop	GRV	Greek Villa
BFX	Black Fox	GLF	Gulf Stream
BWH	Bright White	HTB	Heartthrob
CGP	Cargo Pants	NET	Network Gray
CHT	Chatroom	NWH	Nonchalant White
DSY	Daisy	PAR	Paradise
DRG	Daring	QXP	Quixotic Plum
DYN	Dynamo	RBZ	Relic Bronze
ENG	Enigma	SND	Sandbank
FRR	French Roast	STM	Storm
GBY	Georgian Bay	TRC	Tricorn Black

**4. Metal Frame Tier/Color:****Tier 1:**

MBK Matte Black

**Tier 2: add \$42 list**

ASL Arctic Silver

BWH Bright White

PEW Pewter

SNK Soft Nickel

**Tier 3: add \$83 list**

CAR Carmine Red (RAL3002)

SPB Sapphire Blue (RAL4007)

LGR Leaf Green (RAL6002)

TBL Traffic Blue (RAL5017)

PPV Purple Violet (RAL4007)

ZYL Zinc Yellow (RAL1018)

SIG Signal Orange (RAL2010)

**Tier 4: add \$125 list**

BRD Beige Red (RAL3012)

SGR Signal Green (RAL6032)

COP Copper Brown (RAL8004)

SGY Silk Grey (RAL7044)

HYL Honey Yellow (RAL1005)

SKY Sky Blue (RAL5015)

MTQ Mint Turquoise (RAL6033)

TQP Turquoise Pastel (RAL6034)

OGR Olive Green (RAL6003)

TRD Traffic Red (RAL3020)

QZG Quartz Grey (RAL7039)

MHB Mahogany Brown (RAL8016)

SAL Salmon Orange (RAL2012)

**5. Fabric Selection - Please supply the following:**

Fabric vendor

Pattern name

Pattern color

[For a complete list of JSI Graded-In Fabric click here](#)**All COM orders must include the following:**

- Vendor's name, pattern name and color
- Sample of the fabric attached to order
- Model numbers of items for fabric application
- Special application instructions (e.g., all stripes will be applied front to back unless specified otherwise)
- Customer and purchase order number

**Ship prepaid COM**

material to:

JSI

Attn: COM Department

201 East Martin Street

Receiving B, Dock 71

Orleans, IN 47452







**Application of fabric:**

Railroaded

Up the Roll



All COM orders will ship at standard lead time from receipt of COM except for orders requiring special custom matched finishes.

Description	① Model	Specifications	List Price Per Grade																								
<b>Armless</b>    <b>253A</b> wood seat <b>253C</b> uph. seat	<b>253A Wood Seat</b> <b>253C Uph. Seat</b> · two horizontal back slats GSA Contract SIN #33721	<table> <tr> <th>Dimensions</th><th>D</th><th>W</th><th>H</th></tr> <tr> <td>Overall</td><td>18 ½</td><td>16 ½</td><td>31 ½</td></tr> <tr> <td>Seat</td><td>15 ½</td><td>17</td><td>18 ½</td></tr> <tr> <th colspan="2">Upholstery</th><th colspan="2">Shipping</th></tr> <tr> <td>COM Ydg</td><td>¾</td><td>Ctn Wt</td><td>21</td></tr> <tr> <td>COL Sq Ft</td><td>9</td><td>Cu Ft</td><td>9</td></tr> </table>	Dimensions	D	W	H	Overall	18 ½	16 ½	31 ½	Seat	15 ½	17	18 ½	Upholstery		Shipping		COM Ydg	¾	Ctn Wt	21	COL Sq Ft	9	Cu Ft	9	Wood Seat \$374 COM \$389 A \$403 B \$420 COL/C \$450 D \$488 E \$525 F \$585 G \$648 H \$715 I \$820 J \$948 L1 \$661 L2 \$728
Dimensions	D	W	H																								
Overall	18 ½	16 ½	31 ½																								
Seat	15 ½	17	18 ½																								
Upholstery		Shipping																									
COM Ydg	¾	Ctn Wt	21																								
COL Sq Ft	9	Cu Ft	9																								
<b>Barstool</b>    <b>258A</b> wood seat <b>258C</b> uph. seat	<b>258A Wood Seat</b> <b>258C Uph. Seat</b> · two horizontal back slats GSA Contract SIN #33721	<table> <tr> <th>Dimensions</th><th>D</th><th>W</th><th>H</th></tr> <tr> <td>Overall</td><td>17 ½</td><td>17</td><td>41 ½</td></tr> <tr> <td>Seat</td><td>15 ½</td><td>17</td><td>30</td></tr> <tr> <th colspan="2">Upholstery</th><th colspan="2">Shipping</th></tr> <tr> <td>COM Ydg</td><td>¾</td><td>Ctn Wt</td><td>28</td></tr> <tr> <td>COL Sq Ft</td><td>9</td><td>Cu Ft</td><td>13</td></tr> </table>	Dimensions	D	W	H	Overall	17 ½	17	41 ½	Seat	15 ½	17	30	Upholstery		Shipping		COM Ydg	¾	Ctn Wt	28	COL Sq Ft	9	Cu Ft	13	Wood Seat \$455 COM \$466 A \$482 B \$498 COL/C \$528 D \$566 E \$603 F \$663 G \$725 H \$793 I \$900 J \$1,024 L1 \$740 L2 \$806
Dimensions	D	W	H																								
Overall	17 ½	17	41 ½																								
Seat	15 ½	17	30																								
Upholstery		Shipping																									
COM Ydg	¾	Ctn Wt	28																								
COL Sq Ft	9	Cu Ft	13																								
<b>Swivel Barstool</b>    <b>259A</b> wood seat <b>259C</b> uph. seat	<b>259A Wood Seat</b> <b>259C Uph. Seat</b> · two horizontal back slats · 360° swivel · optional self-centering swivel plate - no upcharge, please specify when ordering GSA Contract SIN #33721	<table> <tr> <th>Dimensions</th><th>D</th><th>W</th><th>H</th></tr> <tr> <td>Overall</td><td>20</td><td>18</td><td>44</td></tr> <tr> <td>Seat</td><td>16</td><td>17</td><td>30</td></tr> <tr> <th colspan="2">Upholstery</th><th colspan="2">Shipping</th></tr> <tr> <td>COM Ydg</td><td>¾</td><td>Ctn Wt</td><td>31</td></tr> <tr> <td>COL Sq Ft</td><td>9</td><td>Cu Ft</td><td>13</td></tr> </table>	Dimensions	D	W	H	Overall	20	18	44	Seat	16	17	30	Upholstery		Shipping		COM Ydg	¾	Ctn Wt	31	COL Sq Ft	9	Cu Ft	13	Wood Seat \$556 COM \$563 A \$580 B \$596 COL/C \$626 D \$664 E \$702 F \$761 G \$825 H \$891 I \$997 J \$1,124 L1 \$836 L2 \$905
Dimensions	D	W	H																								
Overall	20	18	44																								
Seat	16	17	30																								
Upholstery		Shipping																									
COM Ydg	¾	Ctn Wt	31																								
COL Sq Ft	9	Cu Ft	13																								

Description	1 Model	Specifications	List Price Per Grade																								
Armless	<b>263A Wood Seat</b> <b>263C Uph. Seat</b> · four horizontal back slats	<table> <tr> <th>Dimensions</th><th>D</th><th>W</th><th>H</th></tr> <tr> <td>Overall</td><td>18</td><td>16 ½</td><td>31 ½</td></tr> <tr> <td>Seat</td><td>15 ¾</td><td>16 ½</td><td>18 ½</td></tr> <tr> <th>Upholstery</th><th colspan="3">Shipping</th></tr> <tr> <td>COM Ydg</td><td>¾</td><td>Ctn Wt</td><td>21</td></tr> <tr> <td>COL Sq Ft</td><td>9</td><td>Cu Ft</td><td>9</td></tr> </table>	Dimensions	D	W	H	Overall	18	16 ½	31 ½	Seat	15 ¾	16 ½	18 ½	Upholstery	Shipping			COM Ydg	¾	Ctn Wt	21	COL Sq Ft	9	Cu Ft	9	Wood Seat \$354 COM \$366 A \$379 B \$398 COL/C \$426 D \$465 E \$502 F \$562 G \$624 H \$691 I \$796 J \$924 L1 \$637 L2 \$706
Dimensions	D	W	H																								
Overall	18	16 ½	31 ½																								
Seat	15 ¾	16 ½	18 ½																								
Upholstery	Shipping																										
COM Ydg	¾	Ctn Wt	21																								
COL Sq Ft	9	Cu Ft	9																								



**263A**  
wood seat



**263C**  
uph. seat

Armless	<b>264A Wood Seat</b> <b>264C Uph. Seat</b> · five horizontal back slats	<table> <tr> <th>Dimensions</th><th>D</th><th>W</th><th>H</th></tr> <tr> <td>Overall</td><td>20 ½</td><td>17</td><td>36 ½</td></tr> <tr> <td>Seat</td><td>16</td><td>17</td><td>18 ½</td></tr> <tr> <th>Upholstery</th><th colspan="3">Shipping</th></tr> <tr> <td>COM Ydg</td><td>¾</td><td>Ctn Wt</td><td>28</td></tr> <tr> <td>COL Sq Ft</td><td>9</td><td>Cu Ft</td><td>13</td></tr> </table>	Dimensions	D	W	H	Overall	20 ½	17	36 ½	Seat	16	17	18 ½	Upholstery	Shipping			COM Ydg	¾	Ctn Wt	28	COL Sq Ft	9	Cu Ft	13	Wood Seat \$384 COM \$398 A \$410 B \$429 COL/C \$458 D \$496 E \$535 F \$592 G \$658 H \$723 I \$829 J \$955 L1 \$668 L2 \$737
Dimensions	D	W	H																								
Overall	20 ½	17	36 ½																								
Seat	16	17	18 ½																								
Upholstery	Shipping																										
COM Ydg	¾	Ctn Wt	28																								
COL Sq Ft	9	Cu Ft	13																								



**264A**  
wood seat



**264C**  
uph. seat

### To Order, Specify:

- 1 Model Number
- 2 Wood Species - Beech (B)
- 3 Wood Seat Finish/Color
- 4 Metal Frame Color
- 5 Fabric Selection - vendor, pattern and color
- 6 Optional Clear Leg Protectors - add \$20 list per chair for set of 4

### 3 Wood Finish/Color Options:

#### Maple

CAG Aged Ash Coordinate	CFO Fossil Coordinate
ALM Ale Medium	CGR Graphite Coordinate
AUB Auburn	HRV Harvest
BRL Barley	HEN Henna
CBE Blonde Echo Coordinate	CHL High Line Coordinate
BBM Bourbon Medium	HNY Honey
CBZ Brazilwood Coordinate	CKC Khaki Coordinate
BRW Brownie	LGC Legacy
BRM Brighton Medium	MCH Mocha
BUT Butterscotch	NTO Night Owl
CAN Canyon	NUT Nut Brown
CIN Cinnamon	COA Oatmeal Cook Coordinate
CIT Citron	CPI Pinnacle Walnut Coordinate
CLA Classic	PRL Praline
CCF Coffee Coordinate	SAF Saffron
CLL Collectors	SIE Sienna
CCR Cremello Coordinate	CST Studio Teak Coordinate
DES Desert	TOF Toffee
EAR Earthy	TRF Truffle
ECU Ecu	VEN Venetian
ESP Espresso	CVI Vintage Coordinate
FLX Flax	CWH Walnut Heights Coordinate
CFL Florence Walnut Coordinate	CWE Weathered Ash Coordinate

### Color - Add \$38 list per item:

BKD Backdrop	GRV Greek Villa
BFX Black Fox	GLF Gulf Stream
BWH Bright White	HTB Heartthrob
CGP Cargo Pants	NET Network Gray
CHT Chatroom	NWH Nonchalant White
DSY Daisy	PAR Paradise
DRG Daring	QXP Quixotic Plum
DYN Dynamo	RBZ Relic Bronze
ENG Enigma	SND Sandbank
FRR French Roast	STM Storm
GBY Georgian Bay	TRC Tricorn Black

### 4 Metal Frame Tier/Color:

#### Tier 1:

MBK Matte Black

#### Tier 2: Add \$42 list

ASL Arctic Silver  
BWH Bright White  
PEW Pewter  
SNK Soft Nickel

#### Tier 3: Add \$83 list

CAR Carmine Red  
LGR Leaf Green  
PPB Purple Violet  
SIG Signal Orange  
SPB Sapphire Blue  
TBL Traffic Blue  
ZYL Zinc Yellow

#### Tier 4: Add \$125 list





BRD Beige Red  
COP Copper Brown  
HYL Honey Yellow  
MTQ Mint Turquoise  
OGR Olive Green  
SGR Signal Green  
SGY Silk Grey  
TQP Turquoise Pastel  
TRD Traffic Red  
MHB Mahogany Brown  
QZG Quartz Grey  
SAL Salmon Orange

### Specifications

- Wood species - Beech.
- 18 gauge metal frame.
- Seat is upholstered with 1 ½" polyurethane foam and synthetic sheet webbing for added comfort.
- Standard with 1 ¼" clear K-resin rocker glides.
- Legs 1 ¼" square tube.
- Stretcher rim and seat rim ¾" square tube.

- 5 See a selection of graded in fabric manufacturers and patterns on pages 20-28 Contact Customer Service for additional fabric options.



Description	① Model	Specifications	List Price Per Grade																								
<b>Barstool</b>   <b>268A</b> wood seat <b>268C</b> uph. seat	<b>268A Wood Seat</b> <b>268C Uph. Seat</b> · four horizontal back slats GSA Contract SIN #33721	<table> <tr> <th>Dimensions</th><th>D</th><th>W</th><th>H</th></tr> <tr> <td>Overall</td><td>18</td><td>17</td><td>41 ½</td></tr> <tr> <td>Seat</td><td>15 ½</td><td>17</td><td>30</td></tr> <tr> <th>Upholstery</th><th colspan="3">Shipping</th></tr> <tr> <td>COM Ydg</td><td>¾</td><td>Ctn Wt</td><td>28</td></tr> <tr> <td>COL Sq Ft</td><td>9</td><td>Cu Ft</td><td>13</td></tr> </table>	Dimensions	D	W	H	Overall	18	17	41 ½	Seat	15 ½	17	30	Upholstery	Shipping			COM Ydg	¾	Ctn Wt	28	COL Sq Ft	9	Cu Ft	13	Wood Seat \$453 COM \$463 A \$478 B \$495 COL/C \$525 D \$563 E \$600 F \$660 G \$722 H \$789 I \$895 J \$1,020 L1 \$736 L2 \$803
Dimensions	D	W	H																								
Overall	18	17	41 ½																								
Seat	15 ½	17	30																								
Upholstery	Shipping																										
COM Ydg	¾	Ctn Wt	28																								
COL Sq Ft	9	Cu Ft	13																								
<b>Swivel Barstool</b>   <b>269A</b> wood seat <b>269C</b> uph. seat	<b>269A Wood Seat</b> <b>269C Uph. Seat</b> · four horizontal back slats · 360° swivel · optional self-centering swivel plate - no upcharge, please specify when ordering GSA Contract SIN #33721	<table> <tr> <th>Dimensions</th><th>D</th><th>W</th><th>H</th></tr> <tr> <td>Overall</td><td>20</td><td>18</td><td>44</td></tr> <tr> <td>Seat</td><td>16</td><td>17</td><td>30</td></tr> <tr> <th>Upholstery</th><th colspan="3">Shipping</th></tr> <tr> <td>COM Ydg</td><td>¾</td><td>Ctn Wt</td><td>31</td></tr> <tr> <td>COL Sq Ft</td><td>9</td><td>Cu Ft</td><td>13</td></tr> </table>	Dimensions	D	W	H	Overall	20	18	44	Seat	16	17	30	Upholstery	Shipping			COM Ydg	¾	Ctn Wt	31	COL Sq Ft	9	Cu Ft	13	Wood Seat \$519 COM \$526 A \$544 B \$561 COL/C \$589 D \$627 E \$665 F \$723 G \$787 H \$855 I \$961 J \$1,086 L1 \$801 L2 \$868
Dimensions	D	W	H																								
Overall	20	18	44																								
Seat	16	17	30																								
Upholstery	Shipping																										
COM Ydg	¾	Ctn Wt	31																								
COL Sq Ft	9	Cu Ft	13																								

**To Order, Specify:**

- ① Model Number
- ② Wood Species - Beech (B)
- ③ Wood Seat Finish/Color
- ④ Metal Frame Color
- ⑤ Fabric Selection - vendor, pattern and color
- ⑥ Optional Clear Leg Protectors - add \$20 list per chair for set of 4

**③ Wood Finish/Color Options:****Maple**

CAG Aged Ash Coordinate	CFO Fossil Coordinate
ALM Ale Medium	CGR Graphite Coordinate
AUB Auburn	HRV Harvest
BRL Barley	HEN Henna
CBE Blonde Echo Coordinate	CHL High Line Coordinate
BBM Bourbon Medium	HNY Honey
CBZ Brazilwood Coordinate	CKC Khaki Coordinate
BRW Brownie	LGC Legacy
BRM Brighton Medium	MCH Mocha
BUT Butterscotch	NTD Night Owl
CAN Canyon	NUT Nut Brown
CIN Cinnamon	COA Oatmeal Cook Coordinate
CIT Citron	CPI Pinnacle Walnut Coordinate
CLA Classic	PRL Praline
CCF Coffee Coordinate	SAF Saffron
CLL Collectors	SIE Sienna
CCR Cremello Coordinate	CST Studio Teak Coordinate
DES Desert	TOF Toffee
EAR Earthy	TRF Truffle
ECU Ecu	VEN Venetian
ESP Espresso	CVI Vintage Coordinate
FLX Flax	CWH Walnut Heights Coordinate
CFL Florence Walnut Coordinate	CWE Weathered Ash Coordinate

**Color - Add \$38 list per item**

BKD Backdrop	GRV Greek Villa
BFX Black Fox	GLF Gulf Stream
BWH Bright White	HTB Hearthrob
CGP Cargo Pants	NET Network Gray
CHT Chatroom	NWH Nonchalant White
DSY Daisy	PAR Paradise
DRG Daring	QXP Quixotic Plum
DYN Dynamo	RBZ Relic Bronze
ENG Enigma	SND Sandbank
FRR French Roast	STM Storm
GBY Georgian Bay	TRC Tricorn Black

**④ Metal Frame Tier/Color:****Tier 1:**

MBK Matte Black

**Tier 2: Add \$42 list**

ASL Arctic Silver  
 BWH Bright White  
 PEW Pewter  
 SNK Soft Nickel

**Tier 3: Add \$83 list**

CAR Carmine Red  
 LGR Leaf Green  
 PPB Purple Violet  
 SIG Signal Orange  
 SPB Sapphire Blue  
 TBL Traffic Blue  
 ZYL Zinc Yellow

**Tier 4: Add \$125 list**

BRD Beige Red  
 COP Copper Brown  
 HYL Honey Yellow  
 MTQ Mint Turquoise  
 OGR Olive Green  
 SGR Signal Green  
 SGY Silk Grey  
 TQP Turquoise Pastel  
 TRD Traffic Red  
 MHB Mahogany Brown  
 QZG Quartz Grey  
 SAL Salmon Orange

**Specifications**

- Wood species - Beech.
- 18 gauge metal frame.
- Seat is upholstered with 1 ½" polyurethane foam and synthetic sheet webbing for added comfort.
- Standard with 1 ¼" clear K-resin rocker glides.
- Legs 1 ¼" square tube.
- Stretcher rim and seat rim ¾" square tube.

- ⑤ See a selection of graded in fabric manufacturers and patterns on pages 20-28 Contact Customer Service for additional fabric options.



## Americana Order Check List:



### Specify:

- ☐ 1. Model Number
- ☐ 2. Wood Species - Red Oak (RO) or Maple (M)
- ☐ 3. Wood Finish/Color
- ☐ 4. Upholstered seat style - horseshoe style available; add \$20 list per chair/barstool; add \$26 list per bench
- ☐ 5. Fabric Selection - vendor, pattern and color
- ☐ 6. Optional FRONT LEG casters - add \$54 list; specify seat height NOT AVAILABLE on BARSTOOLS
- ☐ 7. Optional Trim Nails; add \$101 list per chair/barstool; add \$128 list per bench. Standard trim nail color is Antique Brass. Optional Black trim nails available.
- ☐ 8. Optional 1 3/4" Circle Back Cut Out - add \$17 list per chair (select models)
- ☐ 9. Optional Rubber Cushion Nylon Glides - no upcharge

### Example:

301C (model #)	RO (wood species)	HEN (finish)	MOMENTUM (fabric vendor)	VOX (pattern name)	MYSTIC (pattern color)
-------------------	----------------------	-----------------	-----------------------------	-----------------------	---------------------------

#### 1. Model Number

#### 2. Wood Species - Red Oak (RO) or Maple (M)

#### 3. Wood Base/Color Options:

##### Red Oak

BRW	Brownie	ECU	Ecru
CAN	Canyon	HEN	Henna
CIT	Citron	HNY	Honey
DES	Desert	NUT	Nut Brown

##### Maple

CAG	Aged Ash Coordinate	CGR	Graphite Coordinate
ALM	Ale Medium	HRV	Harvest
AUB	Auburn	CHL	High Line Coordinate
BRL	Barley	CKC	Khaki Coordinate
CBE	Blonde Echo Coordinate	LGC	Legacy
BBM	Bourbon Medium	MCH	Mocha
CBZ	Brazilwood Coordinate	NTO	Night Owl
BRM	Brighton Medium	COA	Oatmeal Cookie Coordinate
BUT	Butterscotch	CPI	Pinnacle Walnut Coordinate
CIN	Cinnamon	PRL	Praline
CLA	Classic	SAF	Saffron
CCF	Coffee Coordinate	SIE	Sienna
CLL	Collectors	CST	Studio Teak Coordinate
CCR	Cremello Coordinate	TOF	Toffee
EAR	Earthy	TRF	Truffle
ESP	Espresso	VEN	Venetian
FLX	Flax	CVI	Vintage Coordinate
CFL	Florence Walnut Coordinate	CWH	Walnut Heights Coordinate
CFO	Fossil Coordinate	CWE	Weathered Ash Coordinate

##### Color - Add \$38 list per item

BKD	Backdrop	GRV	Greek Villa
BFX	Black Fox	GLF	Gulf Stream
BWH	Bright White	HTB	Heartthrob
CGP	Cargo Pants	NET	Network Gray
CHT	Chatroom	NWH	Nonchalant White
DSY	Daisy	PAR	Paradise
DRG	Daring	QXP	Quixotic Plum
DYN	Dynamo	RBZ	Relic Bronze
ENG	Enigma	SND	Sandbank
FRR	French Roast	STM	Storm
GBY	Georgian Bay	TRC	Tricorn Black

**4. Upholstered Seat Style** - standard with fully upholstered seat. Optional horseshoe style with welt cord available; add \$20 list per chair/barstool; add \$26 list per bench.

#### 5. Fabric Selection - Please supply the following:

Fabric vendor  
Pattern name  
Pattern color

[For a complete list of JSI Graded-In Fabric click here](#)

#### All COM orders must include the following:


- Vendor's name, pattern name and color
- Sample of the fabric attached to order
- Model numbers of items for fabric application
- Special application instructions (e.g., all stripes will be applied front to back unless specified otherwise)
- Customer and purchase order number

Ship prepaid COM material to:

JSI  
Attn: COM Department  
201 East Martin Street  
Receiving B, Dock 71  
Orleans, IN 47452

Application of fabric:

Railroaded      Up the Roll



All COM orders will ship at standard lead time from receipt of COM except for orders requiring special custom matched finishes.

**7. Optional Trim Nails** - add \$101 per chair/barstool; add \$128 list per bench. Standard trim nail color is Antique Brass. Optional Black trim nails are available. Optional Black trim nails must be specified when ordering.

**8. Optional Back Cut Out** - 1 3/4" circle; add \$17 list per chair, on select models.



## Description

## ① Model

## Specifications

## List Price Per Grade

## Swivel

300A  
all wood300C  
uph. seatoptional jury  
base

## 300A All Wood

## 300C Uph. Seat


- optional five star base with pneumatic lift - add \$67 list
- dual black casters available, no upcharge - specify when ordering
- optional jury base available, revolves, tilts, self-centering plate - add \$165 list
- optional jury base does not include site installation hardware

GSA Contract SIN #33721

Dimensions	D	W	H
Overall	21 ½	23 ½	33-35 ¾
Seat	17 ½	19 ½	16 ¼-19
Arm	25 ½-28 ¾		
Upholstery		Shipping	
COM Ydg	¾	Ctn Wt	40
COL Sq Ft	9	Cu Ft	12

All Wood	\$608
COM	\$663
A	\$681
B	\$695
COL/C	\$721
D	\$755
E	\$789
F	\$825
G	\$875
H	\$930
I	\$1,013
J	\$1,115
L1	\$886
L2	\$938

## Arm

301A  
all wood301C  
uph. seat

## 301A All Wood

## 301C Uph. Seat


- optional front leg casters available - add \$54 list for set of 2 casters
- coordinating Children's Collegian collection

GSA Contract SIN #33721

Dimensions	D	W	H
Overall	23 ¾	23	34 ½
Seat	17 ¾	19 ¼	18 ¼
Arm	27 ½		
Upholstery		Shipping	
COM Ydg	¾	Ctn Wt	28
COL Sq Ft	9	Cu Ft	12

All Wood	\$479
COM	\$523
A	\$539
B	\$553
COL/C	\$580
D	\$613
E	\$647
F	\$684
G	\$733
H	\$787
I	\$871
J	\$973
L1	\$744
L2	\$796

## Armless

302A  
all wood302C  
uph. seatoptional jury  
base

## 302A All Wood

## 302C Uph. Seat



- optional five star base with pneumatic lift - add \$67 list
- dual black casters available, no upcharge - specify when ordering
- optional jury base available, revolves, tilts, self-centering plate - add \$165 list

GSA Contract SIN #33721


- optional five star and jury base only available on GSA

Dimensions	D	W	H
Overall	29	28	33-36 ¾
Seat	16 ¾	18 ¼	16 ¼-20
Upholstery		Shipping	
COM Ydg	¾	Ctn Wt	38
COL Sq Ft	9	Cu Ft	10

All Wood	\$573
COM	\$629
A	\$647
B	\$663
COL/C	\$689
D	\$722
E	\$755
F	\$791
G	\$842
H	\$898
I	\$979
J	\$1,081
L1	\$852
L2	\$907


Description		① Model	Specifications			List Price Per Grade	
Armless	 <b>303A</b> all wood	<b>303A All Wood</b>	<b>Dimensions</b>	<b>D</b>	<b>W</b>	<b>H</b>	All Wood \$361
		<b>303C Uph. Seat</b> · optional front leg casters available - add \$54 list for set of 2 casters	Overall	21 ½	18 ½	34 ½	COM \$404
	 <b>303C</b> uph. seat		Seat	16 ¼	18 ¼	18	A \$419
			<b>Upholstery</b>	<b>Shipping</b>			B \$434
		GSA Contract SIN #33721	COM Ydg	¾	Ctn Wt	20	COL/C \$459
			COL Sq Ft	9	Cu Ft	9	D \$494
							E \$527
							F \$563
							G \$613
							H \$667
							I \$752
							J \$852
							L1 \$623
							L2 \$676

Armless



313A

all wood



313C

uph. seat

313A All Wood

313C Uph. Seat

- optional front leg casters available - add \$54 list for set of 2 casters
- optional 1 ¾" circle back cut out - add \$17 list per chair
- coordinating Children's Collegian collection - see page 320

GSA Contract SIN #33721

Dimensions	D	W	H
Overall	22	18 ½	35 ¼
Seat	16 ¼	18 ½	18 ¾
Upholstery	Shipping		
COM Ydg	¾	Ctn Wt	20
COL Sq Ft	9	Cu Ft	9

All Wood	\$361
COM	\$406
A	\$421
B	\$436
COL/C	\$463
D	\$496
E	\$529
F	\$565
G	\$617
H	\$669
I	\$754
J	\$855
L1	\$625
L2	\$680

**To Order, Specify:**

- 1 Model Number
- 2 Wood Species - Red Oak (RO) or Maple (M)
- 3 Wood Finish/Color
- 4 Upholstered Seat Style - horseshoe style; add \$20 list per chair/barstool; add \$26 list per bench
- 5 Fabric Selection - vendor, pattern and color
- 6 Optional FRONT LEG Casters - add \$54 list; specify seat height. **NOT AVAILABLE on BARSTOOLS**
- 7 Optional Trim Nails - add \$101 list per chair/barstool. Antique Brass standard; optional Black trim nails available, specify when ordering
- 8 Optional Circle Cut Out - add \$17 list per chair (select)
- 9 Optional Rubber Cushion Nylon Glides - no upcharge

**4 Wood Finish/Color Options:****Red Oak**

BRW Brownie  
CAN Canyon  
CIT Citron  
DES Desert

ECU Ecru  
HEN Henna  
HNY Honey  
NUT Nut Brown

**Maple**

CAG Aged Ash Coordinate  
ALM Ale Medium  
AUB Auburn  
BRL Barley  
CBE Blonde Echo Coordinate  
BBM Bourbon Medium  
CBZ Brazilwood Coordinate  
BRM Brighton Medium  
BUT Butterscotch  
CIN Cinnamon  
CLA Classic  
CCF Coffee Coordinate  
CLL Collectors  
CCR Cremello Coordinate  
EAR Earthy  
ESP Espresso  
FLX Flax  
CFL Florence Walnut Coordinate  
CFO Fossil Coordinate

CGR Graphite Coordinate  
HRV Harvest  
CHL High Line Coordinate  
CKC Khaki Coordinate  
LGC Legacy  
MCH Mocha  
NTO Night Owl  
COA Oatmeal Cook Coordinate  
CPI Pinnacle Walnut Coordinate  
PRL Praline  
SAF Saffron  
SIE Sienna  
CST Studio Teak Coordinate  
TOF Toffee  
TRF Truffle  
VEN Venetian  
CVI Vintage Coordinate  
CWH Walnut Heights Coordinate  
CWE Weathered Ash Coordinate







**Color - Add \$37 list per item**



BKD Backdrop  
BFX Black Fox  
BWH Bright White  
CGP Cargo Pants  
CHT Chatroom  
DSY Daisy  
DRG Daring  
DYN Dynamo  
ENG Enigma  
FRR French Roast  
GBY Georgian Bay  
GRV Greek Villa  
GLF Gulf Stream  
HTB Heartthrob  
NET Network Gray  
NWH Nonchalant White  
PAR Paradise  
QXP Quixotic Plum  
RBZ Relic Bronze  
SND Sandbank  
STM Storm  
TRC Tricorn Black



- 5 See a selection of graded in fabric manufacturers and patterns on pages 20-28. Contact Customer Service for additional fabric options.

**Specifications**

- Wood species - Red Oak or Maple.
- Seat is upholstered with 1" high density polyurethane foam.
- Mortise and tenon construction with corner blocks, glue and screws.
- Standard with rubber cushion metal glides.

Description	① Model	Specifications	List Price Per Grade																												
Barstool 43" H	<b>307A All Wood</b> <b>307C Uph. Seat</b> <ul style="list-style-type: none"> <li>· 43 1/2" back height</li> <li>· casters not available</li> <li>· standard with brass scuff plate, also available in polished aluminum or matte black</li> </ul> GSA Contract SIN #33721	<table> <tr> <th>Dimensions</th><th>D</th><th>W</th><th>H</th></tr> <tr> <td>Overall</td><td>21</td><td>18 3/4</td><td>43 1/2</td></tr> <tr> <td>Seat</td><td>17</td><td>18 3/4</td><td>30 3/4</td></tr> <tr> <th colspan="2">Upholstery</th><th colspan="2">Shipping</th></tr> <tr> <td>COM Ydg</td><td>3/4</td><td>Ctn Wt</td><td>30</td></tr> <tr> <td>COL Sq Ft</td><td>9</td><td>Cu Ft</td><td>13</td></tr> </table>	Dimensions	D	W	H	Overall	21	18 3/4	43 1/2	Seat	17	18 3/4	30 3/4	Upholstery		Shipping		COM Ydg	3/4	Ctn Wt	30	COL Sq Ft	9	Cu Ft	13	All Wood \$507 COM \$549 A \$565 B \$581 COL/C \$608 D \$642 E \$673 F \$710 G \$760 H \$814 I \$899 J \$991 L1 \$771 L2 \$825				
Dimensions	D	W	H																												
Overall	21	18 3/4	43 1/2																												
Seat	17	18 3/4	30 3/4																												
Upholstery		Shipping																													
COM Ydg	3/4	Ctn Wt	30																												
COL Sq Ft	9	Cu Ft	13																												
 <b>307A</b> all wood	 <b>307C</b> uph. seat																														
Barstool 46" H	<b>308A All Wood</b> <b>308C Uph. Seat</b> <ul style="list-style-type: none"> <li>· 46" back height</li> <li>· casters not available</li> <li>· standard with brass scuff plate, also available in polished aluminum or matte black</li> </ul> GSA Contract SIN #33721	<table> <tr> <th>Dimensions</th><th>D</th><th>W</th><th>H</th></tr> <tr> <td>Overall</td><td>21</td><td>18 3/4</td><td>46</td></tr> <tr> <td>Seat</td><td>17</td><td>18 3/4</td><td>30 3/4</td></tr> <tr> <th colspan="2">Upholstery</th><th colspan="2">Shipping</th></tr> <tr> <td>COM Ydg</td><td>3/4</td><td>Ctn Wt</td><td>30</td></tr> <tr> <td>COL Sq Ft</td><td>9</td><td>Cu Ft</td><td>13</td></tr> </table>	Dimensions	D	W	H	Overall	21	18 3/4	46	Seat	17	18 3/4	30 3/4	Upholstery		Shipping		COM Ydg	3/4	Ctn Wt	30	COL Sq Ft	9	Cu Ft	13	All Wood \$482 COM \$524 A \$540 B \$556 COL/C \$581 D \$614 E \$648 F \$685 G \$736 H \$788 I \$873 J \$974 L1 \$745 L2 \$797				
Dimensions	D	W	H																												
Overall	21	18 3/4	46																												
Seat	17	18 3/4	30 3/4																												
Upholstery		Shipping																													
COM Ydg	3/4	Ctn Wt	30																												
COL Sq Ft	9	Cu Ft	13																												
 <b>308A</b> all wood	 <b>308C</b> uph. seat																														
Tablet	<b>309A All Wood</b> <b>309C Uph. Seat</b> <ul style="list-style-type: none"> <li>· 11 x 11 1/2 standard size tablet</li> <li>· optional 11 x 17 tablet arm available - add \$35 upcharge</li> <li>· tablet standard on right</li> <li>· available with left tablet - please specify when ordering</li> <li>· optional front leg casters available - add \$54 list for set of 2 casters</li> </ul> GSA Contract SIN #33721	<table> <tr> <th>Dimensions</th><th>D</th><th>W</th><th>H</th></tr> <tr> <td>Overall</td><td>28 1/4</td><td>24 1/2</td><td>34 1/2</td></tr> <tr> <td>Seat</td><td>14</td><td>20</td><td>18 1/4</td></tr> <tr> <td>Arm</td><td></td><td></td><td>29 1/2</td></tr> <tr> <th colspan="2">Upholstery</th><th colspan="2">Shipping</th></tr> <tr> <td>COM Ydg</td><td>3/4</td><td>Ctn Wt</td><td>33</td></tr> <tr> <td>COL Sq Ft</td><td>9</td><td>Cu Ft</td><td>14</td></tr> </table>	Dimensions	D	W	H	Overall	28 1/4	24 1/2	34 1/2	Seat	14	20	18 1/4	Arm			29 1/2	Upholstery		Shipping		COM Ydg	3/4	Ctn Wt	33	COL Sq Ft	9	Cu Ft	14	All Wood \$485 COM \$544 A \$560 B \$573 COL/C \$601 D \$633 E \$667 F \$705 G \$754 H \$808 I \$891 J \$994 L1 \$763 L2 \$818
Dimensions	D	W	H																												
Overall	28 1/4	24 1/2	34 1/2																												
Seat	14	20	18 1/4																												
Arm			29 1/2																												
Upholstery		Shipping																													
COM Ydg	3/4	Ctn Wt	33																												
COL Sq Ft	9	Cu Ft	14																												
 <b>309A</b> all wood	 <b>309C</b> uph. seat																														

Description	Model	Specifications	List Price Per Grade																								
<b>Swivel Barstool</b>    <b>319A</b> all wood <b>319C</b> uph. seat	<b>319A All Wood</b> <b>319C Uph. Seat</b> • 360° swivel • optional self-centering swivel plate - no upcharge, please specify when ordering • casters not available • standard with brass scuff plate, also available in polished aluminum or matte black  GSA Contract SIN #33721	<table> <tr> <th>Dimensions</th><th>D</th><th>W</th><th>H</th></tr> <tr> <td>Overall</td><td>20 ½</td><td>18 ¾</td><td>46 ¾</td></tr> <tr> <td>Seat</td><td>16</td><td>18 ½</td><td>30</td></tr> <tr> <th>Upholstery</th><th colspan="3">Shipping</th></tr> <tr> <td>COM Ydg</td><td>¾</td><td>Ctn Wt</td><td>42</td></tr> <tr> <td>COL Sq Ft</td><td>9</td><td>Cu Ft</td><td>13</td></tr> </table>	Dimensions	D	W	H	Overall	20 ½	18 ¾	46 ¾	Seat	16	18 ½	30	Upholstery	Shipping			COM Ydg	¾	Ctn Wt	42	COL Sq Ft	9	Cu Ft	13	<b>All Wood \$584</b> <b>COM \$624</b> <b>A \$642</b> <b>B \$658</b> <b>COL/C \$684</b> <b>D \$715</b> <b>E \$749</b> <b>F \$786</b> <b>G \$836</b> <b>H \$889</b> <b>I \$974</b> <b>J \$1,076</b> <b>L1 \$846</b> <b>L2 \$901</b>
Dimensions	D	W	H																								
Overall	20 ½	18 ¾	46 ¾																								
Seat	16	18 ½	30																								
Upholstery	Shipping																										
COM Ydg	¾	Ctn Wt	42																								
COL Sq Ft	9	Cu Ft	13																								

<b>Barstool 44" h</b>    <b>317A</b> all wood <b>317C</b> uph. seat	<b>317A All Wood</b> <b>317C Uph. Seat</b> • 43 ½" back height • optional 1 ¾" circle back cut out - add \$17 list per chair • casters not available • standard with brass scuff plate, also available in polished aluminum or matte black  GSA Contract SIN #33721	<table> <tr> <th>Dimensions</th><th>D</th><th>W</th><th>H</th></tr> <tr> <td>Overall</td><td>21</td><td>18 ¾</td><td>43 ½</td></tr> <tr> <td>Seat</td><td>17</td><td>18 ¾</td><td>30 ¾</td></tr> <tr> <th>Upholstery</th><th colspan="3">Shipping</th></tr> <tr> <td>COM Ydg</td><td>¾</td><td>Ctn Wt</td><td>30</td></tr> <tr> <td>COL Sq Ft</td><td>9</td><td>Cu Ft</td><td>13</td></tr> </table>	Dimensions	D	W	H	Overall	21	18 ¾	43 ½	Seat	17	18 ¾	30 ¾	Upholstery	Shipping			COM Ydg	¾	Ctn Wt	30	COL Sq Ft	9	Cu Ft	13	<b>All Wood \$507</b> <b>COM \$549</b> <b>A \$565</b> <b>B \$581</b> <b>COL/C \$608</b> <b>D \$642</b> <b>E \$673</b> <b>F \$710</b> <b>G \$760</b> <b>H \$814</b> <b>I \$899</b> <b>J \$1,000</b> <b>L1 \$771</b> <b>L2 \$825</b>
Dimensions	D	W	H																								
Overall	21	18 ¾	43 ½																								
Seat	17	18 ¾	30 ¾																								
Upholstery	Shipping																										
COM Ydg	¾	Ctn Wt	30																								
COL Sq Ft	9	Cu Ft	13																								

### To Order, Specify:

- Model Number
- Wood Species - Red Oak (RO) or Maple (M)
- Wood Finish/Color
- Upholstered Seat Style - horseshoe style; add \$20 list per chair/barstool; add \$26 list per bench
- Fabric Selection - vendor, pattern and color
- Optional FRONT LEG Casters - add \$54 list; specify seat height. **NOT AVAILABLE on BARSTOOLS**
- Optional Trim Nails - add \$101 list per chair/barstool. Antique Brass standard; optional Black trim nails available, specify when ordering
- Optional Circle Cut Out - add \$17 list per chair (select)
- Optional Rubber Cushion Nylon Glides - no upcharge

### Wood Finish/Color Options:

#### Red Oak

BRW Brownie  
CAN Canyon  
CIT Citron  
DES Desert

#### Maple

CAG Aged Ash Coordinate  
ALM Ale Medium  
AUB Auburn  
BRL Barley  
CBE Blonde Echo Coordinate  
BBM Bourbon Medium  
CBZ Brazilwood Coordinate  
BRM Brighton Medium  
BUT Butterscotch  
CIN Cinnamon  
CLA Classic  
CCF Coffee Coordinate  
CLL Collectors  
CCR Cremello Coordinate  
EAR Earthy  
ESP Espresso  
FLX Flax  
CFL Florence Walnut Coordinate  
CFO Fossil Coordinate

ECU Ecru  
HEN Henna  
HNY Honey  
NUT Nut Brown

CGR Graphite Coordinate  
HRV Harvest  
CHL High Line Coordinate  
CKC Khaki Coordinate  
LGC Legacy  
MCH Mocha  
NTO Night Owl  
COA Oatmeal Cook Coordinate  
CPI Pinnacle Walnut Coordinate  
PRL Praline  
SAF Saffron  
SIE Sienna  
CST Studio Teak Coordinate  
TOF Toffee  
TRF Truffle  
VEN Venetian  
CVI Vintage Coordinate  
CWH Walnut Heights Coordinate  
CWE Weathered Ash Coordinate



#### Color - Add \$37 list per item


BKD Backdrop  
BFX Black Fox  
BWH Bright White  
CGP Cargo Pants  
CHT Chatroom  
DSY Daisy  
DRG Daring  
DYN Dynamo  
ENG Enigma  
FRR French Roast  
GBY Georgian Bay  
GRV Greek Villa  
GLF Gulf Stream  
HTB Heartthrob  
NET Network Gray  
NWH Nonchalant White  
PAR Paradise  
QXP Quixotic Plum  
RBZ Relic Bronze  
SND Sandbank  
STM Storm  
TRC Tricorn Black

- See a selection of graded in fabric manufacturers and patterns on pages 20-28. Contact Customer Service for additional fabric options.

### Specifications

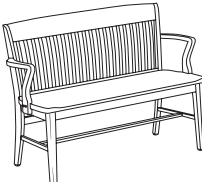
- Wood species - Red Oak or Maple.
- Seat is upholstered with 1" high density polyurethane foam.
- Mortise and tenon construction with corner blocks, glue and screws.
- Standard with rubber cushion metal glides.

Description		① Model	Specifications				List Price Per Grade			
Barstool 46"h		<b>318A All Wood</b> <b>318C Uph. Seat</b> <ul style="list-style-type: none"><li>· 46" back height</li><li>· optional 1 ¾" circle back cut out - add \$17 list per chair</li><li>· casters not available</li><li>· standard with brass scuff plate, also available in polished aluminum or matte black</li></ul>					All Wood	\$482		
			Dimensions		D	W	H	COM	\$524	
			Overall		21	18 ¾	46	A	\$540	
			Seat		17	18 ¾	30 ¾	B	\$556	
			Upholstery		Shipping			COL/C	\$581	
			COM Ydg		¾	Ctn Wt	30	D	\$614	
			COL Sq Ft		9	Cu Ft	13	E	\$648	
									F	\$685
									G	\$736
									H	\$788
									I	\$873
									J	\$974
									L1	\$745
									L2	\$797

318A  
all wood318C  
uph. seat

GSA Contract SIN #33721

Bench 52"w



321A

all wood

321A All Wood



321C Uph. Seat

· casters not available

GSA Contract SIN #33721


Dimensions	D	W	H
Overall	20 ¾	52 ¼	34 ¾
Seat	17	48 ¼	18
Arm			27 ¼
Upholstery	Shipping		
COM Ydg	1 ¾	Ctn Wt	70
COL Sq Ft	23	Cu Ft	31

All Wood	\$1,997
COM	\$2,120
A	\$2,169
B	\$2,205
COL/C	\$2,267
D	\$2,345
E	\$2,423
F	\$2,506
G	\$2,625
H	\$2,750
I	\$2,946
J	\$3,182
L1	\$2,649
L2	\$2,773

321A  
all wood321C  
uph. seat

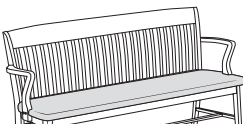
GSA Contract SIN #33721

Bench 63"w



322A

all wood



322A All Wood


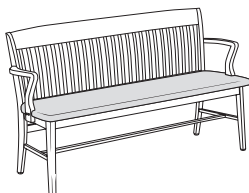
322C Uph. Seat

· casters not available

GSA Contract SIN #33721

Dimensions	D	W	H
Overall	21 ½	63	34 ¾
Seat	17	59	18
Arm			27 ¼
Upholstery	Shipping		
COM Ydg	1 ¾	Ctn Wt	90
COL Sq Ft	23	Cu Ft	40

All Wood	\$2,257
COM	\$2,405
A	\$2,460
B	\$2,495
COL/C	\$2,555
D	\$2,634
E	\$2,713
F	\$2,795
G	\$2,913
H	\$3,040
I	\$3,234
J	\$3,471
L1	\$2,937
L2	\$3,062

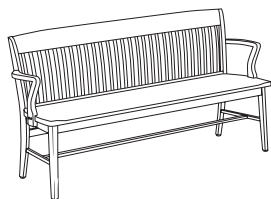
322A  
all wood322C  
uph. seat

GSA Contract SIN #33721

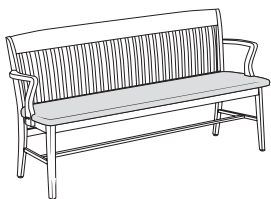


## Description

Bench 72"w



323A  
all wood



323C  
uph. seat

## ① Model

323A All Wood

323C Uph. Seat

· casters not available

GSA Contract SIN #33721

## Specifications

Dimensions	D	W	H
Overall	21 ½	71 ¾	34 ¾
Seat	17	67 ¾	18
Arm			27 ¼
Upholstery	Shipping		
COM Ydg	2 ¼	Ctn Wt	110
COL Sq Ft	23	Cu Ft	41

## List Price Per Grade

All Wood	\$2,499
COM	\$2,657
A	\$2,719
B	\$2,764
COL/C	\$2,844
D	\$2,943
E	\$3,046
F	\$3,152
G	\$3,304
H	\$3,466
I	\$3,719
J	\$4,022
L1	\$3,334
L2	\$3,495

## To Order, Specify:

- ① Model Number
- ② Wood Species - Red Oak (RO) or Maple (M)
- ③ Wood Finish/Color
- ④ Upholstered Seat Style - horseshoe style; add \$20 list per chair/barstool; add \$26 list per bench
- ⑤ Fabric Selection - vendor, pattern and color
- ⑥ Optional FRONT LEG Casters - add \$54 list; specify seat height. **NOT AVAILABLE on BARSTOOLS**
- ⑦ Optional Trim Nails - add \$101 list per chair/barstool. Antique Brass standard; optional Black trim nails available, specify when ordering
- ⑧ Optional Circle Cut Out - add \$17 list per chair (select)
- ⑨ Optional Rubber Cushion Nylon Glides - no upcharge

## ③ Wood Finish/Color Options:

## Red Oak

BRW	Brownie
CAN	Canyon
CIT	Citron
DES	Desert

ECU	Ecru
HEN	Henna
HNY	Honey
NUT	Nut Brown

## Maple

CAG	Aged Ash Coordinate
ALM	Ale Medium
AUB	Auburn
BRL	Barley
CBE	Blonde Echo Coordinate
BBM	Bourbon Medium
CBZ	Brazilwood Coordinate
BRM	Brighton Medium
BUT	Butterscotch
CIN	Cinnamon
CLA	Classic
CCF	Coffee Coordinate
CLL	Collectors
CCR	Cremello Coordinate
EAR	Earthy
ESP	Espresso
FLX	Flax
CFL	Florence Walnut Coordinate
CFO	Fossil Coordinate

CGR	Graphite Coordinate
HRV	Harvest
CHL	High Line Coordinate
CKC	Khaki Coordinate
LGC	Legacy
MCH	Mocha
NTO	Night Owl
COA	Oatmeal Cook Coordinate
CPI	Pinnacle Walnut Coordinate
PRL	Praline
SAF	Saffron
SIE	Sienna
CST	Studio Teak Coordinate
TOF	Toffee
TRF	Truffle
VEN	Venetian
CVI	Vintage Coordinate
CWH	Walnut Heights Coordinate
CWE	Weathered Ash Coordinate

## Color - Add \$37 list per item

BKD	Backdrop	GRV	Greek Villa
BFX	Black Fox	GLF	Gulf Stream
BWH	Bright White	HTB	Hearththrob
CGP	Cargo Pants	NET	Network Gray
CHT	Chatroom	NWH	Nonchalant White
DSY	Daisy	PAR	Paradise
DRG	Daring	QXP	Quixotic Plum
DYN	Dynamo	RBZ	Relic Bronze
ENG	Enigma	SND	Sandbank
FRR	French Roast	STM	Storm
GBY	Georgian Bay	TRC	Tricorn Black

- ⑤ See a selection of graded in fabric manufacturers and patterns on pages 20-28. Contact Customer Service for additional fabric options.

## Specifications

- Wood species - Red Oak or Maple.
- Seat is upholstered with 1" high density polyurethane foam.
- Mortise and tenon construction with corner blocks, glue and screws.
- Standard with rubber cushion metal glides.

## Ansen Order Check List:



### Specify:

- ☐ 1. Model Number
- ☐ 2. Wood Species - Maple (M)
- ☐ 3. Wood Finish/Color
- ☐ 4. Fabric Selection - vendor, pattern and color
- ☐ 5. Optional Scuff Plate - Brass (BRASS), Matte Black (BLACK) or Polished Aluminum (PAM) - add \$19 list
- ☐ 6. Optional Rubber Cushion Nylon Glides - no upcharge

### Example:

AS1414D (model #)	M (wood species)	AUB (finish)	MOMENTUM (fabric vendor)	VOX (pattern name)	MYSTIC (pattern color)	PAM (scuff plate)
----------------------	---------------------	-----------------	-----------------------------	-----------------------	---------------------------	----------------------

#### 1. Model Number

#### 2. Wood Species - Maple (M)

#### 3. Finish Options:

##### Maple Finish

CAG Aged Ash Coordinate	CGR Graphite Coordinate
ALM Ale Medium	HRV Harvest
AUB Auburn	HEN Henna
BRL Barley	CHL High Line Coordinate
CBE Blonde Echo Coordinate	HNY Honey
BBM Bourbon Medium	CKC Khaki Coordinate
CBZ Brazilwood Coordinate	HNY Honey
BRM Brighton Medium	LGC Legacy
BRW Brownie	MCH Mocha
BUT Butterscotch	NTO Night Owl
CAN Canyon	NUT Nut Brown
CIN Cinnamon	COA Oatmeal Cookie Coordinate
CIT Citron	CPI Pinnacle Walnut Coordinate
CLA Classic	PRL Praline
CCF Coffee Coordinate	PRL Praline
CLL Collectors	SAF Saffron
CCR Cremello Coordinate	SIE Sienna
DES Desert	CST Studio Teak Coordinate
EAR Earthy	TOF Toffee
ECU Ecru	TRF Truffle
ESP Espresso	VEN Venetian
FLX Flax	CVI Vintage Coordinate
CFL Florence Walnut Coordinate	CWH Walnut Heights Coordinate
CFO Fossil Coordinate	CWE Weathered Ash Coordinate

##### Color: Add \$36 list per item

BKD Backdrop	GRV Greek Villa
BFX Black Fox	NET Network Gray
BWH Bright White	NWH Nonchalant White
CGP Cargo Pants	STM Storm
CHT Chatroom	TRC Tricorn Black
FRR French Roast	

#### 4. Fabric Selection - Please supply the following:

Fabric vendor  
Pattern name  
Pattern color

[For a complete list of JSI Graded-In Fabric click here](#)

- Indicate direction of fabric - Railroaded or Up the Roll
- Please provide illustration, if available

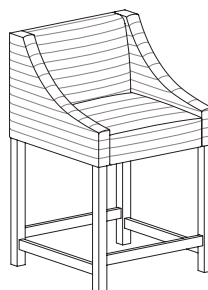
#### All COM orders must include the following:

- Vendor's name, pattern name and color
- Sample of the fabric attached to the order
- Model numbers of items for fabric application
- Special application instructions (e.g., all stripes will be applied front to back unless specified otherwise)
- Customer and purchase order number

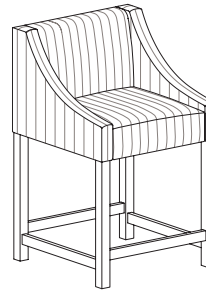
#### Ship prepaid COM material to:

JSI  
Attn: COM Department  
201 East Martin Street  
Receiving B, Dock 71  
Orleans, IN 47452

#### Application of fabrics:



Railroaded



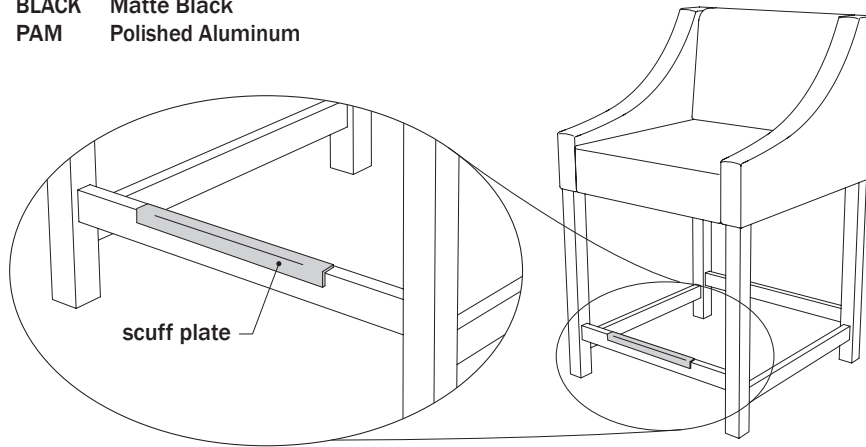
Up the Roll

All COM orders will ship at standard lead time from receipt of COM except for orders requiring special custom matched finishes.



#### 5. Optional Scuff Plate - add \$19 list; specify color

BRASS	Brass
BLACK	Matte Black
PAM	Polished Aluminum



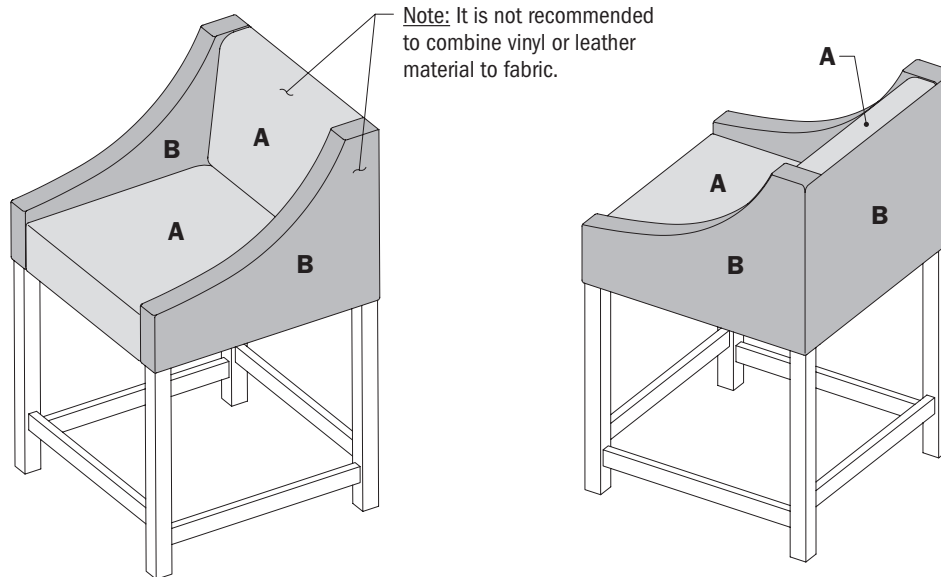
#### 6. Optional Rubber Cushion Nylon Glides - no upcharge

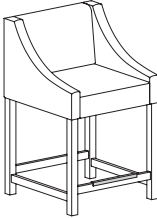
##### Contrasting Upholstery

Ansen stools can be specified with contrasting upholstery.

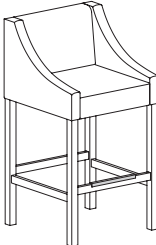
When specified, the unit will be priced based on the highest grade fabric selected.

Specify seat/interior back fabric (A), and arms/exterior back fabric (B) on your order. See below:



Description	1 Model	Specifications	List Price Per Grade		
<div>Counter Height Stool</div> <div></div>	<div>AS1414D</div> <div>· upholstered seat and back</div> <div>· optional matte black, polished aluminum or brass scuff plate available; specify color and add \$19 list each</div> <div>GSA Contract SIN #33721</div>	<div>Dimensions</div> <div>D</div> <div>W</div> <div>H</div>	COM \$821		
		Overall	21 ¾	22	35 ¾
		Seat	18	17 ½	24
		Arm			--
		Upholstery	Shipping		
		COM Ydg	2 ¾	Ctn Wt	22
		COL Sq Ft	49	Cu Ft	12
					A \$847
					B \$898
					COL/C \$987
					D \$1,102
			E \$1,216		
			F \$1,394		
			G \$1,586		
			H \$1,789		
			I \$2,108		
			J \$2,489		
			L1 \$1,929		
			L2 \$2,235		

Barstool



AS1418D

- upholstered seat and back
- optional matte black, polished aluminum or brass scuff plate available; specify color and add \$19 list each

GSA Contract SIN #33721

Dimensions	D	W	H
Overall	21 ¾	22	41 ¾
Seat	18	17 ½	30
Arm	--		
Upholstery		Shipping	
COM Ydg	2 ¾	Ctn Wt	25
COL Sq Ft	49	Cu Ft	12

COM \$821

A \$847

B \$898

COL/C \$987

D \$1,102

E \$1,216

F \$1,394

G \$1,586

H \$1,789

I \$2,108

J \$2,489

L1 \$1,929

L2 \$2,235

To Order, Specify:

- 1 Model Number
- 2 Wood Species - Maple (M)
- 3 Wood Frame Finish
  - a.) Maple Finish
  - b.) Paint Color - upcharge applies
- 4 Fabric Selection - vendor, pattern and color
- 5 Optional Scuff Plate - Matte Black (BLK), Brass (BRASS), Polished Aluminum (PAM) - add \$19 list
- 6 Optional Rubber Cushion Nylon Glides - no upcharge

3 Wood Finish/Color Options:

<b>Maple</b>	
CAG	Aged Ash Coordinate
ALM	Ale Medium
AUB	Auburn
BRL	Barley
CBE	Blonde Echo Coordinate
BBM	Bourbon Medium
CBZ	Brazilwood Coordinate
BRW	Brownie
BRM	Brighton Medium
BUT	Butterscotch
CAN	Canyon
CIN	Cinnamon
CIT	Citron
CLA	Classic
CCF	Coffee Coordinate
CLL	Collectors
CCR	Cremello Coordinate
DES	Desert
EAR	Earthy
ECU	Ecu
ESP	Espresso
FLX	Flax
CFL	Florence Walnut Coordinate
CFO	Fossil Coordinate
CGR	Graphite Coordinate
HRV	Harvest
HEN	Henna
CHL	High Line Coordinate
HNY	Honey
CKC	Khaki Coordinate
LGC	Legacy
MCH	Mocha
NTO	Night Owl
NUT	Nut Brown
COA	Oatmeal Cook Coordinate
CPI	Pinnacle Walnut Coordinate
PRL	Praline
SAF	Saffron
SIE	Sienna
CST	Studio Teak Coordinate
TOF	Toffee
TRF	Truffle
VEN	Venetian
CVI	Vintage Coordinate
CWH	Walnut Heights Coordinate
CWE	Weathered Ash Coordinate

Color - Add \$36 list per item

BKD	Backdrop	GRV	Greek Villa
BFX	Black Fox	NET	Network Gray
BWH	Bright White	NWH	Nonchalant White
CGP	Cargo Pants	STM	Storm
CHT	Chatroom	TRC	Tricorn Black
FRR	French Roast		

- 4 See a selection of graded in fabric manufacturers and patterns on pages 20-28. Contact Customer Service for additional fabric options.

Specifications

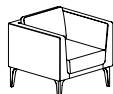
- Wood Species - Maple.
- Seat is upholstered with 2" high density polyurethane foam and synthetic sheet webbing for added comfort.
- Seat has single needle top stitch detail for added style and durability.
- Back is upholstered with 1 ½" polyurethane foam.
- Mortise and tenon construction with corner blocks, glue and screws.
- Standard with rubber cushion metal glides.

## Arwyn - Overview

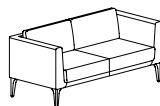
### Lounge - Cushion Back



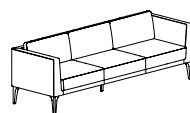
Single Seat,  
Small Scale  
Page 108



Single Seat  
Page 109

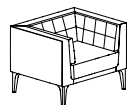


Two Seat  
Page 110



Three Seat  
Page 111

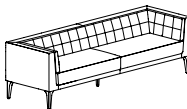
### Lounge - Quilted Wrap



Single Seat  
Page 112

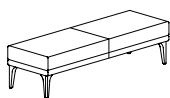


Two Seat  
Page 112

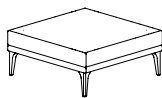


Three Seat  
Page 113

### Lounge - Benches/Ottomans



Rectangular Benches  
Page 114



Square Ottomans  
Page 115

### Guest + Crossover with Wood Leg



Guest  
Page 118



High Back  
Page 119



Ottoman  
Page 119

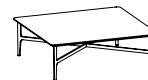
### Tables with Wood Legs



19"h  
Page 126



21"h  
Page 127



16"h  
Page 128

### Guest + Crossover with Metal Leg



Guest  
Page 120



High Back  
Page 121



Ottoman  
Page 121

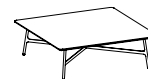
### Tables with Metal Legs



19"h  
Page 129



21"h  
Page 130



16"h  
Page 131

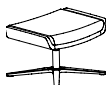
### Swivel Guest + Crossover with 4 Star Base



Swivel Guest  
Page 122



High Back  
Page 123



Ottoman  
Page 123

### Swivel Guest with 5 Star Base



Swivel Guest  
Page 124

## Arwyn Lounge Order Check List:



### Specify:

- ☐ 1. Model Number
- ☐ 2. Fabric Selection
- A. Frame/Apron - Vendor, Pattern and Color
- B. Back Cushion/Quilt Wrap - Vendor, Pattern and Color
- C. Seat Cushion - Vendor, Pattern and Color
- ☐ 3. Back Cushion - Plain (PBC) or Quilted (QBC), specify and upcharge applies
- ☐ 4. Seat Cushion - Plain (PSC) or Quilted (QSC), specify and upcharge applies
- ☐ 5. Foot Option
- A. Wood (WF)
- B. Metal Finish (MF) - Arctic Silver (ASL), Matte Black (MBK), Pewter (PEW), Polished Aluminum (PAM) or Soft Nickel (SNK)
- ☐ 6. Arm Caps - Wood (W) add \$166, Solid Surface (S) add \$268 or 3D Black Laminate (B3L), add \$166 list per set
- ☐ 7. Optional Power in the Side Arm - Black (B) or White (W); add \$300 list each, specify location (as seated)

### Example:

<b>AW6011</b> (model #)	<b>Maharam</b> (fabric vendor)	<b>Kvadrat Molly</b> (pattern name)	<b>170</b> (pattern color)	<b>QBC</b> (back cushion)	<b>WF</b> (foot option)	<b>TOF</b> (finish)	<b>No</b> (power)
	fabric specified per zone						

### 1. Model Number

### 2. Fabric Selection - Please supply the following:

Fabric vendor  
Pattern name  
Pattern color

[For a complete list of JSI Graded-In Fabric click here](#)

- Indicate direction of fabric - Railroaded or Up the Roll
- Please provide illustration, if available

### All COM orders must include the following:

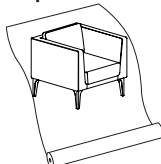
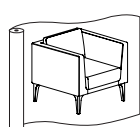
- Vendor's name, pattern name and color
- Sample of the fabric attached to the order
- Model numbers of items for fabric application
- Special application instructions
- Customer and purchase order number

Ship prepaid COM material to:

JSI  
Attn: COM Department  
932 Mill Street  
Jasper, IN 47546

Application of fabric:

Railroaded      Up the Roll



All COM orders will ship at standard lead time from receipt of COM except for orders requiring special custom matched finishes.

### 3. Back Cushion:

Available in Plain (PBC) or Quilted (QBC).

### 4. Seat Cushion:

Available in Plain (PSC) or Quilted (QSC).

### 5. Foot Options:

#### A. Wood Maple Foot (WF)

CAG Aged Ash Coordinate	CGR Graphite Coordinate
ALM Ale Medium	HRV Harvest
AUB Auburn	CHL High Line Coordinate
BRL Barley	CKC Khaki Coordinate
CBE Blonde Echo Coordinate	LGC Legacy
BBM Bourbon Medium	MCH Mocha
CBZ Brazilwood Coordinate	NTO Night Owl
BRM Brighton Medium	COA Oatmeal Cookie Coordinate
BUT Butterscotch	CPI Pinnacle Walnut Coordinate
CIN Cinnamon	PRL Praline
CLA Classic	SAF Saffron
CCF Coffee Coordinate	SIE Sienna
CLL Collectors	CST Studio Teak Coordinate
CCR Cremello Coordinate	TOF Toffee
EAR Earthy	TRF Truffle
ESP Espresso	VEN Venetian
FLX Flax	CVI Vintage Coordinate
CFL Florence Walnut Coordinate	CWH Walnut Heights Coordinate
CFO Fossil Coordinate	CWE Weathered Ash Coordinate

#### B. Metal Foot (MF)

ASL Arctic Silver	PAM Polished Aluminum
MBK Matte Black	SNK Soft Nickel
PEW Pewter	

## 6. Arm Cap

### A. Wood (WAC)

CAG	Aged Ash Coordinate	CGR	Graphite Coordinate
ALM	Ale Medium	HRV	Harvest
AUB	Auburn	CHL	High Line Coordinate
BRL	Barley	CKC	Khaki Coordinate
CBE	Blonde Echo Coordinate	LGC	Legacy
BBM	Bourbon Medium	MCH	Mocha
CBZ	Brazilwood Coordinate	NTO	Night Owl
BRM	Brighton Medium	COA	Oatmeal Cookie Coordinate
BUT	Butterscotch	CPI	Pinnacle Walnut Coordinate
CIN	Cinnamon	PRL	Praline
CLA	Classic	SAF	Saffron
CCF	Coffee Coordinate	SIE	Sienna
CLL	Collectors	CST	Studio Teak Coordinate
CCR	Cremello Coordinate	TOF	Toffee
EAR	Earthy	TRF	Truffle
ESP	Espresso	VEN	Venetian
FLX	Flax	CVI	Vintage Coordinate
CFL	Florence Walnut Coordinate	CWH	Walnut Heights Coordinate
CFO	Fossil Coordinate	CWE	Weathered Ash Coordinate

### B. Solid Surface (SAC)

ARM	Armadillo	PEB	Pebble Pearl
BLP	Black Pearl	PUR	Pure White

### C. Black 3D Laminate (B3LAC)

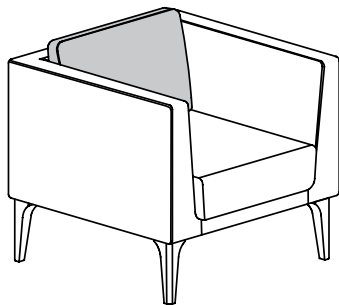
## 7. Optional Power in the Side Arm

Available in Black (B) or White (W), add \$300 list each, specify location (as seated)

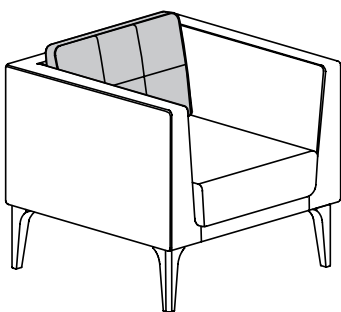
Arwyn Lounge

Lounge Single, Two and Three seat models offer two back styles for aesthetic appeal. Models can be selected with fixed cushion back or quilted wrap. In addition the cushion back models can be specified with plain or quilted back. All cushions are fixed.

Cushion Back

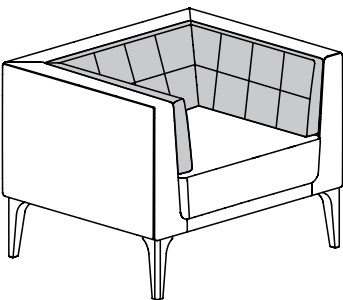


Plain Back



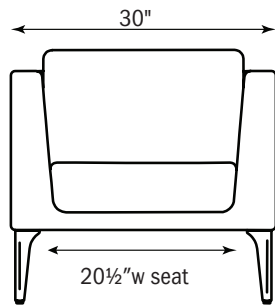
Quilted Back

Quilted Wrap

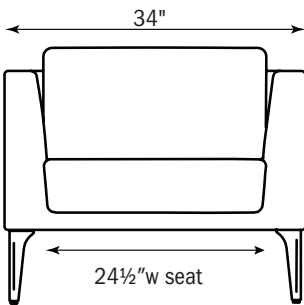


Seat Width

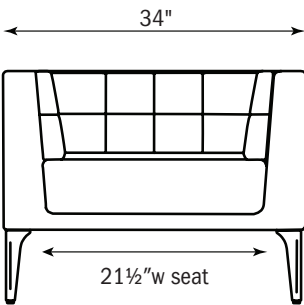
Arwyn Single Seat with Cushion Back offers a small scale option, which also reduces the seating space.



Small Scale  
Cushion Back



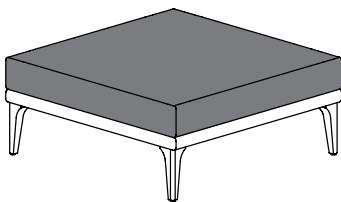
Cushion Back



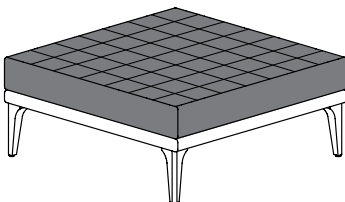
Quilted Wrap

Seat Cushion

Ottoman and benches offer a choice of plain or quilted seat fixed cushion..



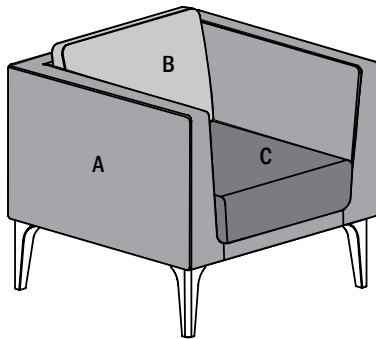
Plain Seat



Quilted Seat

### Fabric Application

Arwyn affords the ability to be specified with multiply upholsteries to create a unique look. Upholstery zones are defined by the style of the unit.

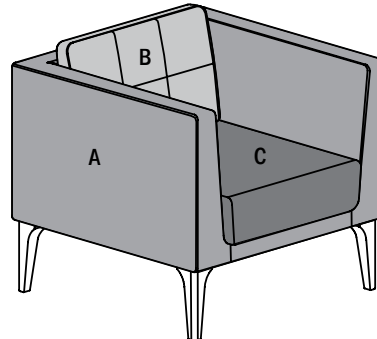


#### Plain Back Cushion

A = Frame

B = Back Cushion

C = Seat Cushion

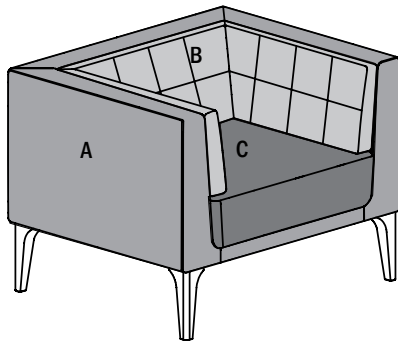


#### Quilted Back Cushion

A = Frame

B = Quilted Back Cushion

C = Seat Cushion

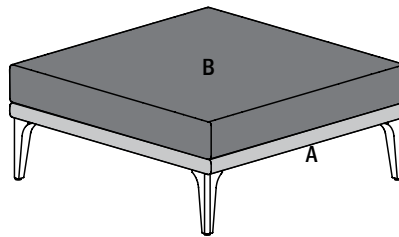


#### Quilted Wrap

A = Frame

B = Quilt Wrap

C = Seat Cushion



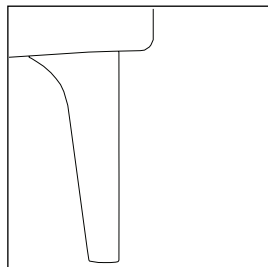
#### Ottoman

A = Apron

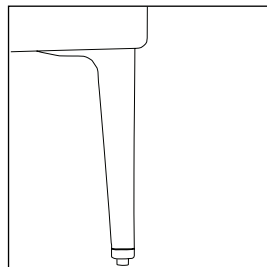
B = Seat Cushion

### Foot Option

Lounge, benches and ottoman models are available with options of wood or metal feet.



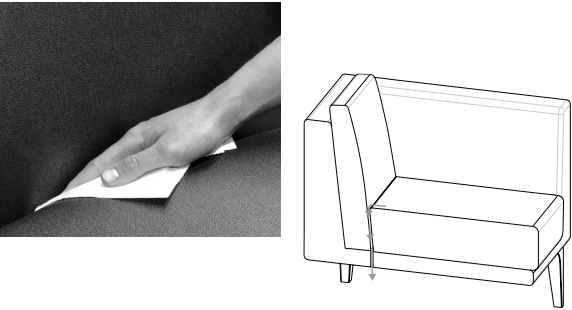
Wood



Metal


Discreet Cleanout

Single seat with cushion back models (AW6010-CO and AW6011-CO) offer a discreet cleanout for ease in cleaning. Cleanout is incorporated in such a way as to not be noticeable from the approach, as well as provide sufficient pass through to an opening in the bottom of the chair.



Arm Caps

Available in wood, solid surface and 3D Black Laminate. 3D Black laminate is fully sealed to prevent water, bacteria and dirt from penetrating through surface.



Wood - add \$166

- CAG Aged Ash Coordinate
- ALM Ale Medium
- AUB Auburn
- BRL Barley
- CBE Blonde Echo Coordinate
- BBM Bourbon Medium
- CBZ Brazilwood Coordinate
- BRM Brighton Medium
- BUT Butterscotch
- CIN Cinnamon
- CLA Classic
- CCF Coffee Coordinate
- CLL Collectors
- CCR Cremello Coordinate
- EAR Earthy
- ESP Espresso
- FLX Flax
- CFL Florence Walnut Coordinate
- CFO Fossil Coordinate
- MCH Mocha
- NTO Night Owl

- CGR Graphite Coordinate
- HRV Harvest
- CHL High Line Coordinate
- CKC Khaki Coordinate
- LGC Legacy
- MCH Mocha
- NTO Night Owl
- COA Oatmeal Cookie Coordinate
- CPI Pinnacle Walnut Coordinate
- PRL Praline
- SAF Saffron
- SIE Sienna
- CST Studio Teak Coordinate
- TOF Toffee
- TRF Truffle
- VEN Venetian
- CVI Vintage Coordinate
- CWH Walnut Heights Coordinate
- CWE Weathered Ash Coordinate
- TRF Truffle

Solid Surface - add \$268

- ARM Armadillo
- BLP Black Pearl
- PEB Pebble Pearl
- PUR Pure White

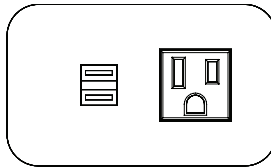

3D Black Laminate - add \$166

"available in Black ONLY"



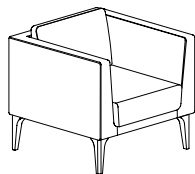
**Optional Power in the Side Arm**

Specify optional power in the left or right side arm of lounge models or in both arms of two and three seaters; add \$300 list per powered arm.

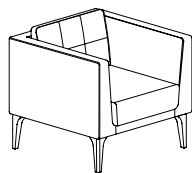
**EC48**

- One 12A, 120 VAC spill resistant receptacles
- Two 2.1A (11W) USB charging ports
- Cord Length 108"
- 90" Flat Plug with 45 degree rotation
- Specify Black (B) or White (W)
- Factory Installed
- ETL Listed

Description	① Model	Specifications	List Price Per Grade																																																																
Single Seat Lounge, Small Scale - Cushion Back	<b>AW6010</b>	<table> <tr> <th>Dimensions</th><th>D</th><th>W</th><th>H</th></tr> <tr> <td>Overall</td><td>29 ½</td><td>30</td><td>29 ½</td></tr> <tr> <td>Seat</td><td>20</td><td>20 ½</td><td>16 ¼</td></tr> <tr> <td>Arm</td><td></td><td></td><td>26 ¼</td></tr> <tr> <th colspan="2">Overall Upholstery</th><th colspan="2">Shipping</th></tr> <tr> <td>COM Ydg</td><td>4 ¼</td><td>Ctn Wt</td><td>60</td></tr> <tr> <td>COL Sq Ft</td><td>85</td><td>Cu Ft</td><td>18</td></tr> <tr> <th colspan="4">Frame</th></tr> <tr> <td>COM Ydg</td><td>3 ¼</td><td></td><td></td></tr> <tr> <td>COL Sq Ft</td><td>64</td><td></td><td></td></tr> <tr> <th colspan="4">Back Cushion</th></tr> <tr> <td>COM Ydg</td><td>¾</td><td></td><td></td></tr> <tr> <td>COL Sq Ft</td><td>13</td><td></td><td></td></tr> <tr> <th colspan="4">Seat Cushion</th></tr> <tr> <td>COM Ydg</td><td>1</td><td></td><td></td></tr> <tr> <td>COL Sq Ft</td><td>20</td><td></td><td></td></tr> </table>	Dimensions	D	W	H	Overall	29 ½	30	29 ½	Seat	20	20 ½	16 ¼	Arm			26 ¼	Overall Upholstery		Shipping		COM Ydg	4 ¼	Ctn Wt	60	COL Sq Ft	85	Cu Ft	18	Frame				COM Ydg	3 ¼			COL Sq Ft	64			Back Cushion				COM Ydg	¾			COL Sq Ft	13			Seat Cushion				COM Ydg	1			COL Sq Ft	20			COM \$1,691 A \$1,729 B \$1,804 COL/C \$1,934 D \$2,102 E \$2,270 F \$2,531 G \$2,810 H \$3,109 I \$3,575 J \$4,134 L1 \$3,015 L2 \$3,388
Dimensions	D	W	H																																																																
Overall	29 ½	30	29 ½																																																																
Seat	20	20 ½	16 ¼																																																																
Arm			26 ¼																																																																
Overall Upholstery		Shipping																																																																	
COM Ydg	4 ¼	Ctn Wt	60																																																																
COL Sq Ft	85	Cu Ft	18																																																																
Frame																																																																			
COM Ydg	3 ¼																																																																		
COL Sq Ft	64																																																																		
Back Cushion																																																																			
COM Ydg	¾																																																																		
COL Sq Ft	13																																																																		
Seat Cushion																																																																			
COM Ydg	1																																																																		
COL Sq Ft	20																																																																		



plain back shown



quilted back shown

- select maple wood feet or metal feet, JSI standard finishes
- specify upholstery on frame separately from upholstery on back cushion and separately from upholstery on seat cushion
- quilted back cushion available, specify and add \$100 list
- arm caps available: wood, solid surface or 3D black laminate - upcharges apply
- power available in the side arm - upcharge applies

GSA Contract SIN #33721

## Single Seat Lounge, Small Scale - Cushion Back with Discreet Cleanout

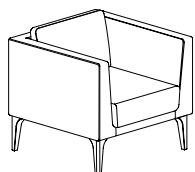
**AW6010-CO**

- select maple wood feet or metal feet, JSI standard finishes
- discreet cleanout feature allows for easier clean between the back and the seat
- specify upholstery on frame separately from upholstery on back cushion and separately from upholstery on seat cushion
- quilted back cushion available, specify and add \$100 list
- arm caps available: wood, solid surface or 3D black laminate - upcharges apply
- power available in the side arm - upcharge applies

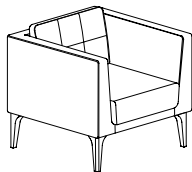
GSA Contract SIN #33721

Dimensions	D	W	H
Overall	29 ½	30	29 ¼
Seat	20	20 ½	16 ¼
Arm			26 ¼
Overall Upholstery		Shipping	
COM Ydg	4 ¼	Ctn Wt	62
COL Sq Ft	85	Cu Ft	18
Frame			
COM Ydg	3 ¼		
COL Sq Ft	64		
Back Cushion			
COM Ydg	¾		
COL Sq Ft	13		
Seat Cushion			
COM Ydg	1		
COL Sq Ft	20		

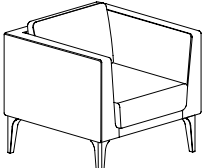
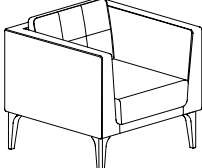
COM \$1,772  
 A \$1,810  
 B \$1,885  
 COL/C \$2,015  
 D \$2,183  
 E \$2,351  
 F \$2,612  
 G \$2,891  
 H \$3,190  
 I \$3,656  
 J \$4,215  
 L1 \$3,096  
 L2 \$3,469

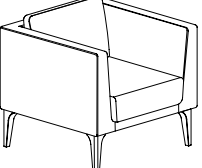
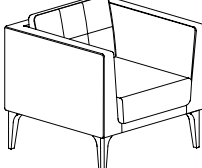


plain back shown



quilted back shown

Description	1 Model	Specifications	List Price Per Grade																																																																
<b>Single Seat Lounge - Cushion Back</b>   plain back shown   quilted back shown	<b>AW6011</b> <ul style="list-style-type: none"> <li>select maple wood feet or metal feet, JSI standard finishes</li> <li>specify upholstery on frame separately from upholstery on back cushion and separately from upholstery on seat cushion</li> <li>quilted back cushion available, specify and add \$100 list</li> <li>arm caps available: wood, solid surface or 3D black laminate - upcharges apply</li> <li>power available in the side arm - upcharge applies</li> </ul> GSA Contract SIN #33721	<table> <tr> <th>Dimensions</th><th>D</th><th>W</th><th>H</th></tr> <tr> <td>Overall</td><td>29 ½</td><td>34</td><td>29 ¼</td></tr> <tr> <td>Seat</td><td>20</td><td>24 ½</td><td>16 ¼</td></tr> <tr> <td>Arm</td><td></td><td></td><td>26 ¼</td></tr> <tr> <th colspan="2">Overall Upholstery</th><th colspan="2">Shipping</th></tr> <tr> <td>COM Ydg</td><td>5</td><td>Ctn Wt</td><td>69</td></tr> <tr> <td>COL Sq Ft</td><td>100</td><td>Cu Ft</td><td>21</td></tr> <tr> <th colspan="4">Frame</th></tr> <tr> <td>COM Ydg</td><td>3 ¾</td><td></td><td></td></tr> <tr> <td>COL Sq Ft</td><td>75</td><td></td><td></td></tr> <tr> <th colspan="4">Back Cushion</th></tr> <tr> <td>COM Ydg</td><td>¾</td><td></td><td></td></tr> <tr> <td>COL Sq Ft</td><td>13</td><td></td><td></td></tr> <tr> <th colspan="4">Seat Cushion</th></tr> <tr> <td>COM Ydg</td><td>1 ⅙</td><td></td><td></td></tr> <tr> <td>COL Sq Ft</td><td>26</td><td></td><td></td></tr> </table>	Dimensions	D	W	H	Overall	29 ½	34	29 ¼	Seat	20	24 ½	16 ¼	Arm			26 ¼	Overall Upholstery		Shipping		COM Ydg	5	Ctn Wt	69	COL Sq Ft	100	Cu Ft	21	Frame				COM Ydg	3 ¾			COL Sq Ft	75			Back Cushion				COM Ydg	¾			COL Sq Ft	13			Seat Cushion				COM Ydg	1 ⅙			COL Sq Ft	26			COM \$1,802 A \$1,847 B \$1,934 COL/C \$2,088 D \$2,285 E \$2,483 F \$2,790 G \$3,119 H \$3,470 I \$4,018 J \$4,676 L1 \$3,360 L2 \$3,799
Dimensions	D	W	H																																																																
Overall	29 ½	34	29 ¼																																																																
Seat	20	24 ½	16 ¼																																																																
Arm			26 ¼																																																																
Overall Upholstery		Shipping																																																																	
COM Ydg	5	Ctn Wt	69																																																																
COL Sq Ft	100	Cu Ft	21																																																																
Frame																																																																			
COM Ydg	3 ¾																																																																		
COL Sq Ft	75																																																																		
Back Cushion																																																																			
COM Ydg	¾																																																																		
COL Sq Ft	13																																																																		
Seat Cushion																																																																			
COM Ydg	1 ⅙																																																																		
COL Sq Ft	26																																																																		

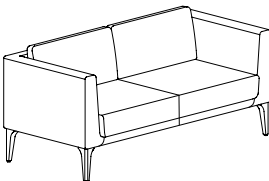
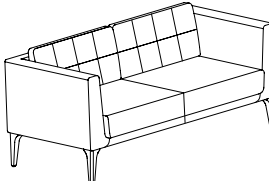
<b>Single Seat Lounge - Cushion Back with Discreet Cleanout</b>   plain back shown   quilted back shown	<b>AW6011-CO</b> <ul style="list-style-type: none"> <li>select maple wood feet or metal feet, JSI standard finishes</li> <li>discreet cleanout feature allows for easier clean between the back and the seat</li> <li>specify upholstery on frame separately from upholstery on back cushion and separately from upholstery on seat cushion</li> <li>quilted back cushion available, specify and add \$100 list</li> <li>arm caps available: wood, solid surface or 3D black laminate - upcharges apply</li> <li>power available in the side arm - upcharge applies</li> </ul> GSA Contract SIN #33721	<table> <tr> <th>Dimensions</th><th>D</th><th>W</th><th>H</th></tr> <tr> <td>Overall</td><td>29 ½</td><td>34</td><td>29 ¼</td></tr> <tr> <td>Seat</td><td>20</td><td>24 ½</td><td>16 ¼</td></tr> <tr> <td>Arm</td><td></td><td></td><td>26 ¼</td></tr> <tr> <th colspan="2">Overall Upholstery</th><th colspan="2">Shipping</th></tr> <tr> <td>COM Ydg</td><td>5</td><td>Ctn Wt</td><td>71</td></tr> <tr> <td>COL Sq Ft</td><td>100</td><td>Cu Ft</td><td>21</td></tr> <tr> <th colspan="4">Frame</th></tr> <tr> <td>COM Ydg</td><td>3 ¾</td><td></td><td></td></tr> <tr> <td>COL Sq Ft</td><td>75</td><td></td><td></td></tr> <tr> <th colspan="4">Back Cushion</th></tr> <tr> <td>COM Ydg</td><td>¾</td><td></td><td></td></tr> <tr> <td>COL Sq Ft</td><td>13</td><td></td><td></td></tr> <tr> <th colspan="4">Seat Cushion</th></tr> <tr> <td>COM Ydg</td><td>1 ⅙</td><td></td><td></td></tr> <tr> <td>COL Sq Ft</td><td>26</td><td></td><td></td></tr> </table>	Dimensions	D	W	H	Overall	29 ½	34	29 ¼	Seat	20	24 ½	16 ¼	Arm			26 ¼	Overall Upholstery		Shipping		COM Ydg	5	Ctn Wt	71	COL Sq Ft	100	Cu Ft	21	Frame				COM Ydg	3 ¾			COL Sq Ft	75			Back Cushion				COM Ydg	¾			COL Sq Ft	13			Seat Cushion				COM Ydg	1 ⅙			COL Sq Ft	26			COM \$1,891 A \$1,933 B \$2,017 COL/C \$2,163 D \$2,350 E \$2,538 F \$2,829 G \$3,142 H \$3,475 I \$3,996 J \$4,621 L1 \$3,371 L2 \$3,788
Dimensions	D	W	H																																																																
Overall	29 ½	34	29 ¼																																																																
Seat	20	24 ½	16 ¼																																																																
Arm			26 ¼																																																																
Overall Upholstery		Shipping																																																																	
COM Ydg	5	Ctn Wt	71																																																																
COL Sq Ft	100	Cu Ft	21																																																																
Frame																																																																			
COM Ydg	3 ¾																																																																		
COL Sq Ft	75																																																																		
Back Cushion																																																																			
COM Ydg	¾																																																																		
COL Sq Ft	13																																																																		
Seat Cushion																																																																			
COM Ydg	1 ⅙																																																																		
COL Sq Ft	26																																																																		

**To Order, Specify:**

- 1 Model Number
- 2 Fabric Selection - vendor, pattern and color
  - a.) Frame
  - b.) Back Cushion
  - c.) Seat Cushion
- 3 Back Cushion
  - a.) Plain (PBC)
  - b.) Quilted (QBC) - upcharge applies
- 4 Foot Option
  - a.) Wood
  - b.) Metal Finish - Arctic Silver (ASL), Matte Black (MBK), Pewter (PEW), Polished Aluminum (PAM) or Soft Nickel (SNK)
- 5 Arm Caps - Wood (W) add \$166, Solid Surface (S) add \$268 or 3D Black Laminate (B3L) add \$166 list per set
- 6 Optional Power in the Side Arm - Black (B) or White (W) - indicate left or right (as seated) add \$300 each

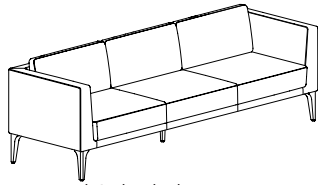
**Specifications**

- Frame constructed of hardwood solids and plywood. Joinery includes puzzle joints and lap joints with metal fasteners.
- Wood legs include metal mounting plate and fixed metal glides.
- Metal legs feature adjustable foot with nylon glide and ½" adjustment range.
- Upholstery is tailor sewn over multi-density high resilience polyurethane foam.
- Seat cushion thickness 3 ½".
- Back cushion tapered thickness - 2 ½ at top - 4 ¾ at bottom.

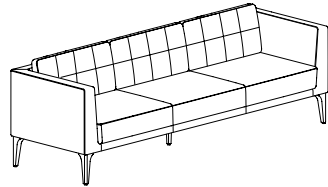
Description	① Model	Specifications				List Price Per Grade				
Two Seat - Cushion Back	<div><p>plain back shown</p><p>quilted back shown</p></div>	AW6012	<ul style="list-style-type: none"><li>• select maple wood feet or metal feet, JSI standard finishes</li><li>• specify upholstery on frame separately from upholstery on back cushion and separately from upholstery on seat cushion</li><li>• quilted back cushion available, specify and add \$150 list</li><li>• arm caps available: wood, solid surface or 3D black laminate - upcharges apply</li><li>• power available in the side arm - upcharge applies</li></ul>	GSA Contract SIN #33721	Dimensions	D	W	H	COM	\$2,553
					Overall	29 ½	63	29 ¼	A	\$2,633
					Seat	20	56 ½	16 ¼	B	\$2,791
					Arm			26 ¼	COL/C	\$3,067
					Overall Upholstery		Shipping		D	\$3,422
					COM Ydg	8 ¾	Ctn Wt	110	E	\$3,778
					COL Sq Ft	193	Cu Ft	37	F	\$4,330
					Frame				G	\$4,923
					COM Ydg	4 ⅝			H	\$5,554
					COL Sq Ft	101			I	\$6,541
					Back Cushion				J	\$7,726
					COM Ydg	2			L1	\$5,673
					COL Sq Ft	44			L2	\$6,541
					Seat Cushion					
					COM Ydg	2 ½				
					COL Sq Ft	55				

## Description

## Three Seat - Cushion Back



plain back shown



quilted back shown

## ① Model

## AW6013

- select maple wood feet or metal feet, JSI standard finishes
- specify upholstery on frame separately from upholstery on back cushion and separately from upholstery on seat cushion
- quilted back cushion available, specify and add \$200 list
- arm caps available: wood, solid surface or 3D black laminate - upcharges apply
- power available in the side arm - upcharge applies

GSA Contract SIN #33721

## Specifications

Dimensions	D	W	H
Overall	29 ½	90	29 ¼
Seat	20	80 ½	16 ¼
Arm			26 ¼
Overall Upholstery		Shipping	
COM Ydg	12 ¼	Ctn Wt	140
COL Sq Ft	294	Cu Ft	52
Frame Upholstery			
COM Ydg	5 ½		
COL Sq Ft	132		
Back Cushion			
COM Ydg	3		
COL Sq Ft	72		
Seat Cushion			
COM Ydg	3 ¾		
COL Sq Ft	90		

## List Price Per Grade

COM	\$3,290
A	\$3,399
B	\$3,613
COL/C	\$3,990
D	\$4,473
E	\$4,957
F	\$5,709
G	\$6,515
H	\$7,375
I	\$8,718
J	\$10,331
L1	\$7,966
L2	\$9,256

## To Order, Specify:

- ① Model Number
- ② Fabric Selection - vendor, pattern and color
  - a.) Frame
  - b.) Back Cushion
  - c.) Seat Cushion
- ③ Back Cushion
  - a.) Plain (PBC)
  - b.) Quilted (QBC) - upcharge applies
- ④ Foot Option
  - a.) Wood
  - b.) Metal Finish - Arctic Silver (ASL), Matte Black (MBK), Pewter (PEW), Polished Aluminum (PAM) or Soft Nickel (SNK)
- ⑤ Arm Caps - Wood (W) add \$166, Solid Surface (S) add \$268 or 3D Black Laminate (B3L) add \$166 list per set
- ⑥ Optional Power in the Side Arm - Black (B) or White (W) - indicate left or right (as seated) add \$300 each

## Specifications

- Frame constructed of hardwood solids and plywood. Joinery includes puzzle joints and lap joints with metal fasteners.
- Wood legs include metal mounting plate and fixed metal glides.
- Metal legs feature adjustable foot with nylon glide and ½" adjustment range.
- Upholstery is tailor sewn over multi-density high resilience polyurethane foam.
- Seat cushion thickness 3 ½".
- Back cushion tapered thickness - 2 ½ at top - 4 ¾ at bottom.

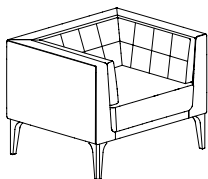
## Description

## ① Model

## Specifications

## List Price Per Grade

## Single Seat - Quilted Wrap



## AW6021

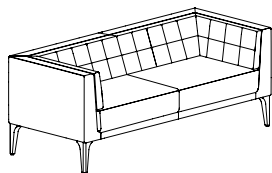
- select maple wood feet or metal feet, JSI standard finishes
- specify upholstery on frame separately from upholstery on quilted wrap and separately from upholstery on seat cushion
- arm caps available: wood, solid surface or 3D black laminate - upcharges apply
- power available in the side arm - upcharge applies

GSA Contract SIN #33721

Dimensions	D	W	H
Overall	29 ½	34	26 ½
Seat	20	21	16 ¼
Arm			26 ¼
Overall Upholstery		Shipping	
COM Ydg	7 ½	Ctn Wt	79
COL Sq Ft	150	Cu Ft	19
Frame			
COM Ydg	3 ¾		
COL Sq Ft	75		
Quit Wrap			
COM Ydg	1 ¾		
COL Sq Ft	35		
Seat Cushion			
COM Ydg	1 ⅝		
COL Sq Ft	26		

COM	\$2,198
A	\$2,243
B	\$2,330
COL/C	\$2,484
D	\$2,681
E	\$2,879
F	\$3,186
G	\$3,515
H	\$3,866
I	\$4,414
J	\$5,072
L1	\$3,756
L2	\$4,195

## Two Seat - Quilted Wrap



## AW6022

- select maple wood feet or metal feet, JSI standard finishes
- specify upholstery on frame separately from upholstery on quilted wrap and separately from upholstery on seat cushion
- arm caps available: wood, solid surface or 3D black laminate - upcharges apply
- power available in the side arm - upcharge applies

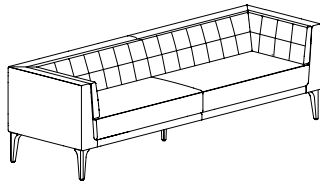
GSA Contract SIN #33721

Dimensions	D	W	H
Overall	29 ½	63	26 ½
Seat	20	51	16 ¼
Arm			26 ¼
Overall Upholstery		Shipping	
COM Ydg	10	Ctn Wt	125
COL Sq Ft	220	Cu Ft	34
Frame			
COM Ydg	4 ⅝		
COL Sq Ft	101		
Quit Wrap			
COM Ydg	2		
COL Sq Ft	42		
Seat Cushion			
COM Ydg	2 ½		
COL Sq Ft	55		

COM	\$2,807
A	\$2,878
B	\$3,018
COL/C	\$3,264
D	\$3,580
E	\$3,896
F	\$4,387
G	\$4,913
H	\$5,475
I	\$6,352
J	\$7,405
L1	\$5,580
L2	\$6,352

## Description

## Three Seat - Quilted Wrap



## ① Model

## AW6023

- select maple wood feet or metal feet, JSI standard finishes
- specify upholstery on frame separately from upholstery on quilted wrap and separately from upholstery on seat cushion
- arm caps available: wood, solid surface or 3D black laminate - upcharges apply
- power available in the side arm - upcharge applies

GSA Contract SIN #33721

## Specifications

Dimensions	D	W	H
Overall	29 ½	90	26 ½
Seat	20	78	16 ¼
Arm			26 ½
Overall Upholstery		Shipping	
COM Ydg	12 ½	Ctn Wt	160
COL Sq Ft	300	Cu Ft	48
Frame			
COM Ydg	5 ½		
COL Sq Ft	132		
Quit Wrap			
COM Ydg	3		
COL Sq Ft	72		
Seat Cushion			
COM Ydg	3 ¾		
COL Sq Ft	90		

## List Price Per Grade

COM	\$3,678
A	\$3,753
B	\$3,903
COL/C	\$4,164
D	\$4,499
E	\$4,835
F	\$5,357
G	\$5,916
H	\$6,513
I	\$7,445
J	\$8,563
L1	\$6,923
L2	\$7,818

## To Order, Specify:

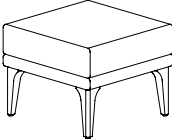
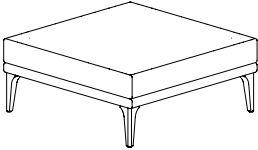
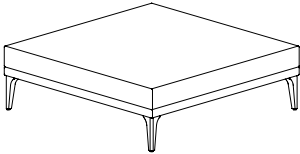
- ① Model Number
- ② Fabric Selection - vendor, pattern and color
  - a.) Frame
  - b.) Quilt Wrap
  - c.) Seat Cushion
- ③ Foot Option
  - a.) Wood
  - b.) Metal Finish - Arctic Silver (ASL), Matte Black (MBK), Pewter (PEW), Polished Aluminum (PAM) or Soft Nickel (SNK)
- ④ Arm Caps - Wood (W) add \$166, Solid Surface (S) add \$268 or 3D Black Laminate (B3L) add \$166 list per set
- ⑤ Optional Power in the Side Arm - Black (B) or White (W) - indicate left or right (as seated) add \$300

## Specifications

- Frame constructed of hardwood solids and plywood. Joinery includes puzzle joints and lap joints with metal fasteners.
- Wood legs include metal mounting plate and fixed metal glides.
- Metal legs feature adjustable foot with nylon glide and ½" adjustment range.
- Upholstery is tailor sewn over multi-density high resilience polyurethane foam.
- Seat cushion thickness 3 ½".
- Back cushion tapered thickness - 2 ½ at top - 4 ¾ at bottom.





Description	1 Model	Specifications	List Price Per Grade																																												
<b>19½" Square Ottoman</b> 	<b>AW2020</b> <ul style="list-style-type: none"> <li>select maple wood feet or metal feet, JSI standard finishes</li> <li>specify upholstery on apron separately from upholstery on seat</li> <li>quilted ottoman seat cushion available, specify and add \$100 list</li> </ul> <hr/> GSA Contract SIN #33721	<table> <tr> <th>Dimensions</th><th>D</th><th>W</th><th>H</th></tr> <tr> <td>Overall</td><td>19 ½</td><td>19 ½</td><td>15 ¼</td></tr> <tr> <th colspan="2">Overall Upholstery</th><th colspan="2">Shipping</th></tr> <tr> <td>COM Ydg</td><td>1</td><td>Ctn Wt</td><td>50</td></tr> <tr> <td>COL Sq Ft</td><td>20</td><td>Cu Ft</td><td>7</td></tr> <tr> <th colspan="4">Apron</th></tr> <tr> <td>COM Ydg</td><td>½</td><td></td><td></td></tr> <tr> <td>COL Sq Ft</td><td>10</td><td></td><td></td></tr> <tr> <th colspan="4">Seat Cushion</th></tr> <tr> <td>COM Ydg</td><td>¾</td><td></td><td></td></tr> <tr> <td>COL Sq Ft</td><td>15</td><td></td><td></td></tr> </table>	Dimensions	D	W	H	Overall	19 ½	19 ½	15 ¼	Overall Upholstery		Shipping		COM Ydg	1	Ctn Wt	50	COL Sq Ft	20	Cu Ft	7	Apron				COM Ydg	½			COL Sq Ft	10			Seat Cushion				COM Ydg	¾			COL Sq Ft	15			COM \$765 A \$774 B \$792 COL/C \$823 D \$862 E \$902 F \$963 G \$1,029 H \$1,099 I \$1,209 J \$1,340 L1 \$1,077 L2 \$1,165
Dimensions	D	W	H																																												
Overall	19 ½	19 ½	15 ¼																																												
Overall Upholstery		Shipping																																													
COM Ydg	1	Ctn Wt	50																																												
COL Sq Ft	20	Cu Ft	7																																												
Apron																																															
COM Ydg	½																																														
COL Sq Ft	10																																														
Seat Cushion																																															
COM Ydg	¾																																														
COL Sq Ft	15																																														
<b>36" Square Ottoman</b> 	<b>AW3636</b> <ul style="list-style-type: none"> <li>select maple wood feet or metal feet, JSI standard finishes</li> <li>specify upholstery on apron separately from upholstery on seat</li> <li>quilted ottoman seat cushion available, specify and add \$150 list</li> </ul> <hr/> GSA Contract SIN #33721	<table> <tr> <th>Dimensions</th><th>D</th><th>W</th><th>H</th></tr> <tr> <td>Overall</td><td>36</td><td>36</td><td>15 ¼</td></tr> <tr> <th colspan="2">Overall Upholstery</th><th colspan="2">Shipping</th></tr> <tr> <td>COM Ydg</td><td>2 ¼</td><td>Ctn Wt</td><td>72</td></tr> <tr> <td>COL Sq Ft</td><td>45</td><td>Cu Ft</td><td>14</td></tr> <tr> <th colspan="4">Apron</th></tr> <tr> <td>COM Ydg</td><td>½</td><td></td><td></td></tr> <tr> <td>COL Sq Ft</td><td>10</td><td></td><td></td></tr> <tr> <th colspan="4">Seat Cushion</th></tr> <tr> <td>COM Ydg</td><td>1 ¾</td><td></td><td></td></tr> <tr> <td>COL Sq Ft</td><td>35</td><td></td><td></td></tr> </table>	Dimensions	D	W	H	Overall	36	36	15 ¼	Overall Upholstery		Shipping		COM Ydg	2 ¼	Ctn Wt	72	COL Sq Ft	45	Cu Ft	14	Apron				COM Ydg	½			COL Sq Ft	10			Seat Cushion				COM Ydg	1 ¾			COL Sq Ft	35			COM \$1,549 A \$1,569 B \$1,609 COL/C \$1,678 D \$1,767 E \$1,856 F \$1,994 G \$2,142 H \$2,300 I \$2,546 J \$2,843 L1 \$2,250 L2 \$2,448
Dimensions	D	W	H																																												
Overall	36	36	15 ¼																																												
Overall Upholstery		Shipping																																													
COM Ydg	2 ¼	Ctn Wt	72																																												
COL Sq Ft	45	Cu Ft	14																																												
Apron																																															
COM Ydg	½																																														
COL Sq Ft	10																																														
Seat Cushion																																															
COM Ydg	1 ¾																																														
COL Sq Ft	35																																														
<b>48" Square Ottoman</b> 	<b>AW4848</b> <ul style="list-style-type: none"> <li>select maple wood feet or metal feet, JSI standard finishes</li> <li>specify upholstery on apron separately from upholstery on seat</li> <li>quilted ottoman seat cushion available, specify and add \$175 list</li> </ul> <hr/> GSA Contract SIN #33721	<table> <tr> <th>Dimensions</th><th>D</th><th>W</th><th>H</th></tr> <tr> <td>Overall</td><td>48</td><td>48</td><td>15 ¼</td></tr> <tr> <th colspan="2">Overall Upholstery</th><th colspan="2">Shipping</th></tr> <tr> <td>COM Ydg</td><td>3</td><td>Ctn Wt</td><td>101</td></tr> <tr> <td>COL Sq Ft</td><td>60</td><td>Cu Ft</td><td>25</td></tr> <tr> <th colspan="4">Apron</th></tr> <tr> <td>COM Ydg</td><td>½</td><td></td><td></td></tr> <tr> <td>COL Sq Ft</td><td>10</td><td></td><td></td></tr> <tr> <th colspan="4">Seat Cushion</th></tr> <tr> <td>COM Ydg</td><td>2 ½</td><td></td><td></td></tr> <tr> <td>COL Sq Ft</td><td>50</td><td></td><td></td></tr> </table>	Dimensions	D	W	H	Overall	48	48	15 ¼	Overall Upholstery		Shipping		COM Ydg	3	Ctn Wt	101	COL Sq Ft	60	Cu Ft	25	Apron				COM Ydg	½			COL Sq Ft	10			Seat Cushion				COM Ydg	2 ½			COL Sq Ft	50			COM \$1,730 A \$1,755 B \$1,803 COL/C \$1,887 D \$1,996 E \$2,105 F \$2,273 G \$2,454 H \$2,647 I \$2,949 J \$3,311 L1 \$2,587 L2 \$2,828
Dimensions	D	W	H																																												
Overall	48	48	15 ¼																																												
Overall Upholstery		Shipping																																													
COM Ydg	3	Ctn Wt	101																																												
COL Sq Ft	60	Cu Ft	25																																												
Apron																																															
COM Ydg	½																																														
COL Sq Ft	10																																														
Seat Cushion																																															
COM Ydg	2 ½																																														
COL Sq Ft	50																																														

**To Order, Specify:**

- 1 Model Number
- 2 Fabric Selection - vendor, pattern and color
  - a.) Apron
  - b.) Seat Cushion
- 3 Seat Cushion
  - a.) Plain (PSC)
  - b.) Quilted (QSC) - upcharge applies
- 4 Foot Option
  - a.) Wood
  - b.) Metal Finish - Arctic Silver (ASL), Matte Black (MBK), Pewter (PEW), Polished Aluminum (PAM) or Soft Nickel (SNK)

**Specifications**

- Frame constructed of hardwood plywood with metal fasteners.
- Wood legs include metal mounting plate and fixed metal glides.
- Metal legs feature adjustable foot with nylon glide and ½" adjustment range.
- Upholstery grade plywood with 5" of foam creates the seat suspension box.
- Upholstery is tailor sewn over multi-density high resilience polyurethane foam.
- Seat cushion thickness 4 ¼".

Arwyn Guest + Crossover Order Check List:



Specify:

☐ 1. Model Number

☐ 2. Fabric Selection

A. Extreme Back & Arm - Vendor, Pattern and Color

B. Interior Back & Arm - Vendor, Pattern and Color

C. Apron (Ottoman) - Vendor, Pattern and Color

D. Seat Cushion - Vendor, Pattern and Color

☐ 3. Leg Finish

A. Wood

B. Metal - Arctic Silver (ASL), Matte Black (MBK), Pewter (PEW), Soft Nickel (SNK) or Chrome (CHR) - upcharge applies

\* Star Bases are always Polished Aluminum (PAM)

☐ 4. Optional Premium Polished Trim Grey Dual Wheel Soft Urethane Casters - add \$307 list

Example:

AW6011 (model #)	Maharam (fabric vendor)	Kvadrat Molly (pattern name)	170 (pattern color)	TOF (leg option)
fabric specified per zone				

1. Model Number

2. Fabric Selection - Please supply the following:

- Fabric vendor
- Pattern name
- Pattern color

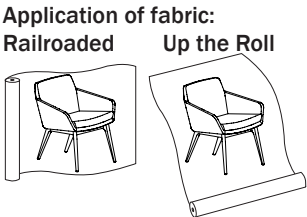
For a complete list of JSI Graded-In Fabric click here

- Indicate direction of fabric - Railroaded or Up the Roll
- Please provide illustration, if available

All COM orders must include the following:

- Vendor's name, pattern name and color
- Sample of the fabric attached to the order
- Model numbers of items for fabric application
- Special application instructions
- Customer and purchase order number

Ship prepaid COM material to:  
JSI  
Attn: COM Department  
201 East Martin Street  
Receiving B, Dock 71  
Orleans, IN 47452



3. Leg Finish:

<b>A. Wood Maple Leg</b>	
CAG Aged Ash Coordinate	CGR Graphite Coordinate
ALM Ale Medium	HRV Harvest
AUB Auburn	CHL High Line Coordinate
BRL Barley	CKC Khaki Coordinate
CBE Blonde Echo Coordinate	LGC Legacy
BBM Bourbon Medium	MCH Mocha
CBZ Brazilwood Coordinate	NTO Night Owl
BRM Brighton Medium	COA Oatmeal Cookie Coordinate
BUT Butterscotch	CPI Pinnacle Walnut Coordinate
CIN Cinnamon	PRL Praline
CLA Classic	SAF Saffron
CCF Coffee Coordinate	SIE Sienna
CLL Collectors	CST Studio Teak Coordinate
CCR Cremello Coordinate	TOF Toffee
EAR Earthy	TRF Truffle
ESP Espresso	VEN Venetian
FLX Flax	CVI Vintage Coordinate
CFL Florence Walnut Coordinate	CWH Walnut Heights Coordinate
CFO Fossil Coordinate	CWE Weathered Ash Coordinate
<b>B. Metal Leg</b>	
ASL Arctic Silver	PEW Pewter
MBK Matte Black	SNK Soft Nickel
CHR Chrome (upcharge applies)	

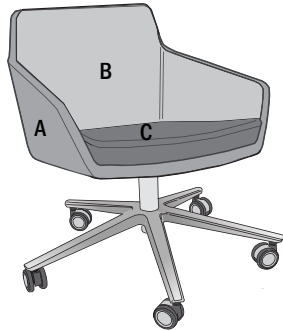
4. Optional Premium Polished Trim Grey Dual Wheel Soft Urethane Casters - add \$307 list

All COM orders will ship at standard lead time from receipt of COM except for orders requiring special custom matched finishes.

### Fabric Application

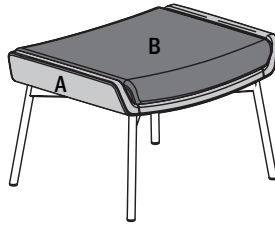
Arwyn affords the ability to be specified with multiple upholsteries to create a unique look. Upholstery zones are defined by the style of the unit.

**Please note that the same pattern must be specified for the Extreme and Interior Back/Arm.** Different colorways from the same pattern may be selected to create contrast. The seat cushion may be different pattern.



**Guest and Crossover**  
(all legs/base styles)

**A = Extreme Back & Arm**  
**B = Interior Back & Arm**  
**C = Seat Cushion**

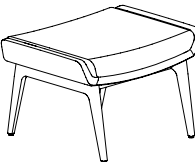


**Crossover Ottoman**  
**A = Apron**  
**B = Seat Cushion**



Description	1 Model	Specifications				List Price Per Grade			
High Back Crossover Lounge - Wood Leg	<div>AW6005WL</div> <ul style="list-style-type: none"><li>maple wood leg</li><li>specify upholstery on extreme back/arm separately from upholstery on interior back/arm and separately from seat cushions</li><li>upholstery pattern selected for the extreme outside of the chair and the interior must be the same, different colorways can be specified; seat upholstery can be different pattern</li></ul>	Dimensions		D	W	H	COM	\$1,472	
		Overall		30 ½	28	41	A	\$1,499	
		Seat		19 ½	21	17	B	\$1,552	
		Arm				25	COL/C	\$1,644	
		Overall Upholstery		Shipping				D	\$1,762
		COM Ydg	3	Ctn Wt	47			E	\$1,881
		COL Sq Ft	60	Cu Ft	24			F	\$2,065
		Extreme Back & Arm						G	\$2,262
		COM Ydg	1 ¾					H	\$2,473
		COL Sq Ft	35					I	\$2,802
		Interior Back & Arm						J	\$3,197
		COM Ydg	1					L1	\$2,407
		COL Sq Ft	20					L2	\$2,670
		Seat Cushion							
		COM Ydg	¾						
		COL Sq Ft	15						
	GSA Contract SIN #33721								

Ottoman Crossover Lounge - Wood Leg



AW6004WL

- maple wood leg
- specify upholstery on apron separately from upholstery on seat

GSA Contract SIN #33721

Dimensions	D	W	H
Overall	19	26 ½	17 ¼
Seat	19 ½	26 ½	17
Overall Upholstery	Shipping		
COM Ydg	1 ½	Ctn Wt	26
COL Sq Ft	27	Cu Ft	7
Apron Upholstery			
COM Ydg	1		
COL Sq Ft	18		
Seat Cushion Upholstery			
COM Ydg	1		
COL Sq Ft	18		

COM	\$982
A	\$996
B	\$1,022
COL/C	\$1,068
D	\$1,127
E	\$1,187
F	\$1,279
G	\$1,377
H	\$1,483
I	\$1,647
J	\$1,845
L1	\$1,397
L2	\$1,516

**To Order, Specify:**

- 1 Model Number
- 2 Fabric Selection - vendor, pattern and color
  - a.) Extreme Back & Arm
  - b.) Interior Back & Arm
  - c.) Apron (Ottoman)
  - d.) Seat Cushion
- 3 Wood Leg Finish

**Specifications****Crossover**


- Compound curved plywood shell construction, arms attached with custom hardwood supports.
- Wood leg frame made of high grade exterior solid lumber using mortise and tenon and dowel construction. Nail in metal glides standard.
- Leg frame fasten to the shell with pre-bored fastening wood screws.
- Seat cushion thickness 2 ½".
- Back cushion tapered thickness - 1" tapered to 2" (top to bottom).

**Ottoman**

- Seat has curved plywood shell construction.
- Wood leg frame made of high grade exterior solid lumber using mortise and tenon and dowel construction. Nail in metal glides standard.
- Upholstery is tailor sewn over multi-density high resilience polyurethane foam.
- Seat cushion thickness 3 ½"





Description	① Model	Specifications	List Price Per Grade																																										
Swivel Guest Chair with 4 Star Base	<div></div> <div><b>AW6000B</b><ul style="list-style-type: none"><li>· four star 28" diameter base, available in polished aluminum</li><li>· swivel base offers limited tilt, stationary height with self-returning mechanism</li><li>· specify upholstery on extreme back/arm separately from upholstery on interior back/arm and separately from seat cushions</li><li>· upholstery pattern selected for the extreme outside of the chair and the interior must be the same, different colorways can be specified; seat upholstery can be different pattern</li></ul></div>	<table><tr><th>Dimensions</th><th>D</th><th>W</th><th>H</th></tr><tr><td>Overall</td><td>28</td><td>26</td><td>32</td></tr><tr><td>Seat</td><td>18</td><td>19</td><td>18 ½</td></tr><tr><td>Arm</td><td></td><td></td><td>26 ½</td></tr></table>	Dimensions	D	W	H	Overall	28	26	32	Seat	18	19	18 ½	Arm			26 ½	<table><tr><td>COM</td><td>\$1,299</td></tr><tr><td>A</td><td>\$1,319</td></tr><tr><td>B</td><td>\$1,359</td></tr><tr><td>COL/C</td><td>\$1,428</td></tr><tr><td>D</td><td>\$1,517</td></tr><tr><td>E</td><td>\$1,606</td></tr><tr><td>F</td><td>\$1,744</td></tr><tr><td>G</td><td>\$1,892</td></tr><tr><td>H</td><td>\$2,050</td></tr><tr><td>I</td><td>\$2,296</td></tr><tr><td>J</td><td>\$2,593</td></tr><tr><td>L1</td><td>\$2,000</td></tr><tr><td>L2</td><td>\$2,198</td></tr></table>	COM	\$1,299	A	\$1,319	B	\$1,359	COL/C	\$1,428	D	\$1,517	E	\$1,606	F	\$1,744	G	\$1,892	H	\$2,050	I	\$2,296	J	\$2,593	L1	\$2,000	L2	\$2,198
		Dimensions	D	W	H																																								
Overall	28	26	32																																										
Seat	18	19	18 ½																																										
Arm			26 ½																																										
COM	\$1,299																																												
A	\$1,319																																												
B	\$1,359																																												
COL/C	\$1,428																																												
D	\$1,517																																												
E	\$1,606																																												
F	\$1,744																																												
G	\$1,892																																												
H	\$2,050																																												
I	\$2,296																																												
J	\$2,593																																												
L1	\$2,000																																												
L2	\$2,198																																												
	GSA Contract SIN #33721	<table><tr><th>Overall Upholstery</th><th>Shipping</th></tr><tr><td>COM Ydg</td><td>2 ¼</td></tr><tr><td>COL Sq Ft</td><td>45</td></tr><tr><td colspan="2">Extreme Back &amp; Arm</td></tr><tr><td>COM Ydg</td><td>1 ¼</td></tr><tr><td>COL Sq Ft</td><td>25</td></tr><tr><td colspan="2">Interior Back &amp; Arm</td></tr><tr><td>COM Ydg</td><td>1</td></tr><tr><td>COL Sq Ft</td><td>20</td></tr><tr><td colspan="2">Seat Cushion</td></tr><tr><td>COM Ydg</td><td>¾</td></tr><tr><td>COL Sq Ft</td><td>15</td></tr></table>	Overall Upholstery	Shipping	COM Ydg	2 ¼	COL Sq Ft	45	Extreme Back & Arm		COM Ydg	1 ¼	COL Sq Ft	25	Interior Back & Arm		COM Ydg	1	COL Sq Ft	20	Seat Cushion		COM Ydg	¾	COL Sq Ft	15																			
Overall Upholstery	Shipping																																												
COM Ydg	2 ¼																																												
COL Sq Ft	45																																												
Extreme Back & Arm																																													
COM Ydg	1 ¼																																												
COL Sq Ft	25																																												
Interior Back & Arm																																													
COM Ydg	1																																												
COL Sq Ft	20																																												
Seat Cushion																																													
COM Ydg	¾																																												
COL Sq Ft	15																																												

GSA Contract SIN #33721

**Mid Back Crossover Lounge with 4 Star Base**


- AW6001B**
- four star 32" diameter base, available in polished aluminum
  - swivel base offers limited tilt, stationary height with self-returning mechanism
  - specify upholstery on extreme back/arm separately from upholstery on interior back/arm and separately from seat cushions
  - upholstery pattern selected for the extreme outside of the chair and the interior must be the same, different colorways can be specified; seat upholstery can be different pattern

GSA Contract SIN #33721

Dimensions	D	W	H	
Overall	30 ½	28	33	<b>COM \$1,436</b>
Seat	19 ½	21	17	<b>A \$1,461</b>
Arm			25	<b>B \$1,509</b>
Overall Upholstery		Shipping		<b>COL/C \$1,593</b>
COM Ydg	2 ¾	Ctn Wt	42	<b>D \$1,702</b>
COL Sq Ft	55	Cu Ft	20	<b>E \$1,811</b>
Extreme Back & Arm				<b>F \$1,979</b>
COM Ydg	1 ¾			<b>G \$2,160</b>
COL Sq Ft	35			<b>H \$2,353</b>
Interior Back & Arm				<b>I \$2,655</b>
COM Ydg	1			<b>J \$3,017</b>
COL Sq Ft	20			<b>L1 \$2,293</b>
Seat Cushion				<b>L2 \$2,534</b>
COM Ydg	¾			
COL Sq Ft	15			



Description	① Model	Specifications	List Price Per Grade																																																																																										
High Back Crossover Lounge with 4 Star Base	<div>AW6005B</div> <ul style="list-style-type: none"><li>• four star 32" diameter base, available in polished aluminum</li><li>• swivel base offers limited tilt, stationary height with self-returning mechanism</li><li>• specify upholstery on extreme back/arm separately from upholstery on interior back/arm and separately from seat cushions</li><li>• upholstery pattern selected for the extreme outside of the chair and the interior must be the same, different colorways can be specified; seat upholstery can be different pattern</li></ul> <div>GSA Contract SIN #33721</div>	<table><tr><th>Dimensions</th><th>D</th><th>W</th><th>H</th></tr><tr><td>Overall</td><td>30 ½</td><td>28</td><td>41</td></tr><tr><td>Seat</td><td>19 ½</td><td>21</td><td>17</td></tr><tr><td>Arm</td><td></td><td></td><td>25</td></tr><tr><th>Overall Upholstery</th><th colspan="3">Shipping</th></tr><tr><td>COM Ydg</td><td>3</td><td>Ctn Wt</td><td>47</td></tr><tr><td>COL Sq Ft</td><td>60</td><td>Cu Ft</td><td>24</td></tr><tr><th>Extreme Back &amp; Arm</th><th colspan="3"></th></tr><tr><td>COM Ydg</td><td>1 ¾</td><td colspan="2"></td></tr><tr><td>COL Sq Ft</td><td>35</td><td colspan="2" rowspan="2"></td></tr><tr><th>Interior Back &amp; Arm</th><th colspan="3"></th></tr><tr><td>COM Ydg</td><td>1</td><td colspan="2"></td></tr><tr><td>COL Sq Ft</td><td>20</td><td colspan="2" rowspan="2"></td></tr><tr><th>Seat Cushion</th><th colspan="3"></th></tr><tr><td>COM Ydg</td><td>¾</td><td colspan="2"></td></tr><tr><td>COL Sq Ft</td><td>15</td><td colspan="2"></td></tr></table>	Dimensions	D	W	H	Overall	30 ½	28	41	Seat	19 ½	21	17	Arm			25	Overall Upholstery	Shipping			COM Ydg	3	Ctn Wt	47	COL Sq Ft	60	Cu Ft	24	Extreme Back & Arm				COM Ydg	1 ¾			COL Sq Ft	35			Interior Back & Arm				COM Ydg	1			COL Sq Ft	20			Seat Cushion				COM Ydg	¾			COL Sq Ft	15			<table><tr><td>COM</td><td>\$1,497</td></tr><tr><td>A</td><td>\$1,524</td></tr><tr><td>B</td><td>\$1,577</td></tr><tr><td>COL/C</td><td>\$1,669</td></tr><tr><td>D</td><td>\$1,787</td></tr><tr><td>E</td><td>\$1,906</td></tr><tr><td>F</td><td>\$2,090</td></tr><tr><td>G</td><td>\$2,287</td></tr><tr><td>H</td><td>\$2,498</td></tr><tr><td>I</td><td>\$2,827</td></tr><tr><td>J</td><td>\$3,222</td></tr><tr><td>L1</td><td>\$2,432</td></tr><tr><td>L2</td><td>\$2,695</td></tr></table>	COM	\$1,497	A	\$1,524	B	\$1,577	COL/C	\$1,669	D	\$1,787	E	\$1,906	F	\$2,090	G	\$2,287	H	\$2,498	I	\$2,827	J	\$3,222	L1	\$2,432	L2	\$2,695
		Dimensions	D	W	H																																																																																								
Overall	30 ½	28	41																																																																																										
Seat	19 ½	21	17																																																																																										
Arm			25																																																																																										
Overall Upholstery	Shipping																																																																																												
COM Ydg	3	Ctn Wt	47																																																																																										
COL Sq Ft	60	Cu Ft	24																																																																																										
Extreme Back & Arm																																																																																													
COM Ydg	1 ¾																																																																																												
COL Sq Ft	35																																																																																												
Interior Back & Arm																																																																																													
COM Ydg	1																																																																																												
COL Sq Ft	20																																																																																												
Seat Cushion																																																																																													
COM Ydg	¾																																																																																												
COL Sq Ft	15																																																																																												
COM	\$1,497																																																																																												
A	\$1,524																																																																																												
B	\$1,577																																																																																												
COL/C	\$1,669																																																																																												
D	\$1,787																																																																																												
E	\$1,906																																																																																												
F	\$2,090																																																																																												
G	\$2,287																																																																																												
H	\$2,498																																																																																												
I	\$2,827																																																																																												
J	\$3,222																																																																																												
L1	\$2,432																																																																																												
L2	\$2,695																																																																																												
Ottoman Crossover Lounge - 4 Star Base	<div>AW6004B</div> <ul style="list-style-type: none"><li>• four star 28" diameter base, available in polished aluminum</li><li>• specify upholstery on apron separately from upholstery on seat</li></ul> <div>GSA Contract SIN #33721</div>	<table><tr><th>Dimensions</th><th>D</th><th>W</th><th>H</th></tr><tr><td>Overall</td><td>19</td><td>26 ½</td><td>17 ¼</td></tr><tr><td>Seat</td><td>19 ½</td><td>26 ½</td><td>17</td></tr><tr><th>Overall Upholstery</th><th colspan="3">Shipping</th></tr><tr><td>COM Ydg</td><td>1 ½</td><td>Ctn Wt</td><td>26</td></tr><tr><td>COL Sq Ft</td><td>27</td><td>Cu Ft</td><td>7</td></tr><tr><th>Apron</th><th colspan="3"></th></tr><tr><td>COM Ydg</td><td>1</td><td colspan="2"></td></tr><tr><td>COL Sq Ft</td><td>18</td><td colspan="2" rowspan="2"></td></tr><tr><th>Seat Cushion</th><th colspan="3"></th></tr><tr><td>COM Ydg</td><td>1</td><td colspan="2"></td></tr><tr><td>COL Sq Ft</td><td>18</td><td colspan="2"></td></tr></table>	Dimensions	D	W	H	Overall	19	26 ½	17 ¼	Seat	19 ½	26 ½	17	Overall Upholstery	Shipping			COM Ydg	1 ½	Ctn Wt	26	COL Sq Ft	27	Cu Ft	7	Apron				COM Ydg	1			COL Sq Ft	18			Seat Cushion				COM Ydg	1			COL Sq Ft	18			<table><tr><td>COM</td><td>\$963</td></tr><tr><td>A</td><td>\$977</td></tr><tr><td>B</td><td>\$1,003</td></tr><tr><td>COL/C</td><td>\$1,049</td></tr><tr><td>D</td><td>\$1,108</td></tr><tr><td>E</td><td>\$1,168</td></tr><tr><td>F</td><td>\$1,260</td></tr><tr><td>G</td><td>\$1,358</td></tr><tr><td>H</td><td>\$1,464</td></tr><tr><td>I</td><td>\$1,628</td></tr><tr><td>J</td><td>\$1,826</td></tr><tr><td>L1</td><td>\$1,378</td></tr><tr><td>L2</td><td>\$1,497</td></tr></table>	COM	\$963	A	\$977	B	\$1,003	COL/C	\$1,049	D	\$1,108	E	\$1,168	F	\$1,260	G	\$1,358	H	\$1,464	I	\$1,628	J	\$1,826	L1	\$1,378	L2	\$1,497																
		Dimensions	D	W	H																																																																																								
Overall	19	26 ½	17 ¼																																																																																										
Seat	19 ½	26 ½	17																																																																																										
Overall Upholstery	Shipping																																																																																												
COM Ydg	1 ½	Ctn Wt	26																																																																																										
COL Sq Ft	27	Cu Ft	7																																																																																										
Apron																																																																																													
COM Ydg	1																																																																																												
COL Sq Ft	18																																																																																												
Seat Cushion																																																																																													
COM Ydg	1																																																																																												
COL Sq Ft	18																																																																																												
COM	\$963																																																																																												
A	\$977																																																																																												
B	\$1,003																																																																																												
COL/C	\$1,049																																																																																												
D	\$1,108																																																																																												
E	\$1,168																																																																																												
F	\$1,260																																																																																												
G	\$1,358																																																																																												
H	\$1,464																																																																																												
I	\$1,628																																																																																												
J	\$1,826																																																																																												
L1	\$1,378																																																																																												
L2	\$1,497																																																																																												

**To Order, Specify:**

- 1 Model Number
- 2 Fabric Selection - vendor, pattern and color
  - a.) Extreme Back & Arm
  - b.) Interior Back & Arm
  - c.) Apron (Ottoman)
  - d.) Seat Cushion

**Specifications**
**Crossover**

- Compound curved plywood shell construction, arms attached with custom hardwood supports.
- Control mechanism features forward and back limited tilt with fixed height cylinder with auto return.
- 4 Star aluminum base with fixed nylon glides.
- Upholstery is tailor sewn over multi-density high resilience polyurethane foam.
- Seat cushion thickness 2 ½".
- Back cushion tapered thickness - 1" tapered to 2" (top to bottom).

**Ottoman**

- Seat has curved plywood shell construction.
- Ottoman has fixed height control and cylinder with auto return.
- 4 Star aluminum base with fixed nylon glides.
- Upholstery is tailor sewn over multi-density high resilience polyurethane foam.
- Seat cushion thickness 3 ½"

ARWYN

- Compound curved plywood shell construction, arms attached with custom hardwood supports.
- Control mechanism features forward and back limited with height adjustable cylinder.
- 5 Star aluminum base with casters.
- Upholstery is tailor sewn over multi-density high resilience polyurethane foam.
- Seat cushion thickness 2 ½".
- Back cushion tapered thickness - 1" tapered to 2" (top to bottom).

## Arwyn Occasional Tables Order Check List:



### Specify:

- ☐ 1. Model Number
- ☐ 2. Top Material
- a.) Veneer
- 1.) Wood Species - Cherry (CH1), Maple (MA1), Walnut (WA1) or Double Cut (DC1)
- 2.) Wood Finish
- b.) Laminate
- 1.) Laminate Color
- c.) Solid Surface
- 1.) Solid Surface Color - Armadillo (ARM), Black Pearl (BLP), Pebble Pearl (PEB) or Pure White (PUR)
- d.) Glass
- 1.) Glass Color - Black Back Painted Matte (MBB) or White Back Painted (WBP)
- ☐ 3. Leg Finish
- a.) Wood
- b.) Metal - Arctic Silver (ASL), Matte Black (MBK), Pewter (PEW), Soft Nickel (SNK) or Chrome (CHR) - upcharge applies

### Example:

AMV1616-19SQML | WA1 | MCH | SNK  
(model #) | (veneer species) | (wood finish) | (metal leg color)

### 1. Model Number

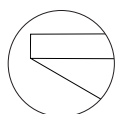
#### Solid Surface

ARM Armadillo PEB Pebble Pearl  
BLP Black Pearl PUR Pure White

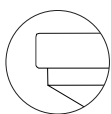
#### Glass

MBB Black Back Painted Matte  
WBP White Back Painted

### 2. Top Material Selection:



Veneer



Solid Surface



Glass

#### Veneer

##### Cherry (CH1)

BRL Barley  
BBM Bourbon Medium  
BRM Brighton Medium  
CLA Classic  
CLL Collectors  
EAR Earthy  
HRV Harvest  
LGC Legacy  
PRL Praline  
SAF Saffron

##### Double Cut (DC1)

COF Coffee  
CRM Cremello  
FOS Fossil  
GRH Graphite  
KHK Khaki  
STU Studio Teak

#### Laminate

AGA Aged Ash FLO Florence Walnut  
ALB Alabaster GRH Graphite  
ALL Ale Light HGL High Line  
BLK Black OAT Oatmeal Cookie  
BLO Blonde Echo PIN Pinnacle Walnut  
BOL Bourbon Light SHD Shadow  
BZW Brazilwood SLG Slate Grey  
BBL Bridal Blanco STU Studio Teak  
BGL Brighton Light VIN Vintage  
CLL Collectors WLH Walnut Heights  
DWH Designer White WEA Weathered Ash

##### Maple (MA1)

ALM Ale Medium  
BUT Butterscotch  
CIN Cinnamon  
FLX Flax  
VEN Venetian

##### Walnut (WA1)

AUB Auburn  
ESP Espresso  
MCH Mocha  
NTO Night Owl  
SIE Sienna  
TOF Toffee  
TRF Truffle

### 3. Leg Finish:

#### Wood Finish:

CAG Aged Ash Coordinate GRH Graphite Coordinate  
ALM Ale Medium HRV Harvest  
AUB Auburn CHL High Line Coordinate  
BRL Barley CKC Khaki Coordinate  
CBE Blonde Echo Coordinate LGC Legacy  
BBM Bourbon Medium MCH Mocha  
CBZ Brazilwood Coordinate NTO Night Owl  
BRM Brighton Medium COA Oatmeal Cookie Coordinate  
BUT Butterscotch CPI Pinnacle Walnut Coordinate  
CIN Cinnamon PRL Praline  
CLA Classic SAF Saffron  
CCF Coffee Coordinate SIE Sienna  
CLL Collectors CST Studio Teak Coordinate  
CCR Cremello Coordinate TOF Toffee  
EAR Earthy TRF Truffle  
ESP Espresso VEN Venetian  
FLX Flax CVI Vintage Coordinate  
CFL Florence Walnut Coordinate CWH Walnut Heights Coordinate  
CFO Fossil Coordinate CWE Weathered Ash Coordinate

#### Metal:

ASL Arctic Silver SNK Soft Nickel  
MBK Matte Black CHR Chrome - upcharge applies  
PEW Pewter

Description	D	W	H	CTN WT	CU FT	① Model	HPL Laminate			
							Flat Cut List Price	Double Cut List Price	Solid Surface List Price	Glass List Price
Round Side Table - Wood Legs	18	18	19	20	5	AWV0018-19RDWL	\$1,094	\$1,114	\$1,354	\$1,420



- maple wood legs
- solid surface top available in JSI standard colors
- glass surface available in white back painted (WBP) or black back painted matte (MBB)

GSA Contract SIN #33721

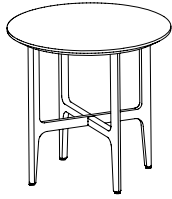
Square Side Table - Wood Legs	16	16	19	20	4	AWV1616-19SQWL	\$1,096	\$1,116	\$1,306	\$1,365
----------------------------------	----	----	----	----	---	----------------	---------	---------	---------	---------



- maple wood legs
- solid surface top available in JSI standard colors
- glass surface available in white back painted (WBP) or black back painted matte (MBB)

GSA Contract SIN #33721


Description	D	W	H	CTN WT	CU FT	① Model	HPL Laminate Flat Cut List Price	Double Cut List Price	Solid Surface List Price	Glass List Price
Round End Table - Wood Legs	22	22	21	25	8	AWV0022-21RDWL	\$1,134	\$1,154	\$1,514	\$1,598



- maple wood legs
- solid surface top available in JSI standard colors
- glass surface available in white back painted (WBP) or black back painted matte (MBB)

GSA Contract SIN #33721


Rectangular End Table - Wood Legs	22	16	21	25	6	AWV1622-21TTWL	\$1,141	\$1,161	\$1,421	\$1,491
--------------------------------------	----	----	----	----	---	----------------	---------	---------	---------	---------



- maple wood legs
- solid surface top available in JSI standard colors
- glass surface available in white back painted (WBP) or black back painted matte (MBB)

GSA Contract SIN #33721

Square End Table - Wood Legs	20	20	21	26	6	AWV2020-21SQWL	\$1,171	\$1,221	\$1,491	\$1,554
---------------------------------	----	----	----	----	---	----------------	---------	---------	---------	---------



- maple wood legs
- solid surface top available in JSI standard colors
- glass surface available in white back painted (WBP) or black back painted matte (MBB)

GSA Contract SIN #33721

#### To Order, Specify:

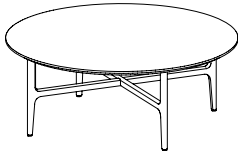
- ① Model Number
- ② Top Material
  - a.) Veneer
    - 1.) Wood Species - Cherry (CH1), Maple (MA1), Walnut (WA1) or Double Cut (DC1)
    - a.) Wood Finish
  - b.) Laminate
  - c.) Solid Surface
    - 1.) Armadillo (ARM), Black Pearl (BLP), Pebble Pearl (PEB) or Pure White (PUR)
  - d.) Glass
    - 1.) Black Back Painted Matte (MBB) or White Back Painted (WBP)
- ③ Leg Finish
  - a.) Veneer
    - 1.) Wood Species - Cherry (CH1), Maple (MA1), Walnut (WA1) or Double Cut (DC1)
    - a.) Wood Finish

**Note:** when wood top is selected, leg finish defaults to match

#### Specifications

- Solid Maple hardwood table base with tenon and lap joint construction. Concealed metal X-brace for joint reinforcement.
- Nail in metal glides standard.

Description	D	W	H	CTN WT	CU FT	① Model	HPL Laminate	Double Cut List Price	Solid Surface List Price	Glass List Price
							Flat Cut List Price			
Round Coffee Table - Wood Legs	42	42	16	55	20	AWV0042-16RDWL	\$1,413	\$1,463	\$2,763	\$3,085
	36	36	16	44	15	AWV0036-16RDWL	\$1,351	\$1,381	\$2,341	\$2,634



- maple wood legs
- solid surface top available in JSI standard colors
- glass surface available in white back painted (WBP) or black back painted matte (MBB)

GSA Contract SIN #33721

Rectangular Coffee Table - Wood Legs	24	48	16	50	14	AWV2448-16TTWL	\$1,392	\$1,422	\$2,282	\$2,282
---	----	----	----	----	----	----------------	---------	---------	---------	---------

- maple wood legst
- solid surface top available in JSI standard colors
- glass surface available in white back painted (WBP) or black back painted matte (MBB)



GSA Contract SIN #33721

Square Coffee Table - Wood Legs	42	42	16	68	20	AWV4242-16SQWL	\$1,524	\$1,574	\$2,854	\$3,200
	36	36	16	54	15	AWV3636-16SQWL	\$1,430	\$1,465	\$2,430	\$2,639



- maple wood feet
- solid surface top available in JSI standard colors
- glass surface available in white back painted (WBP) or black back painted matte (MBB)

GSA Contract SIN #33721

To Order, Specify:

- ① Model Number
- ② Top Material

a.) Veneer

1.) Wood Species - Cherry (CH1), Maple (MA1), Walnut (WA1) or Double Cut (DC1)

a.) Wood Finish

b.) Laminate

c.) Solid Surface

1.) Armadillo (ARM), Black Pearl (BLP), Pebble Pearl (PEB) or Pure White (PUR)

d.) Glass

1.) Black Back Painted Matte (MBB) or White Back Painted (WBP)
- ③ Leg Finish

a.) Veneer

1.) Wood Species - Cherry (CH1), Maple (MA1), Walnut (WA1) or Double Cut (DC1)


a.) Wood Finish

Note: when wood top is selected, leg finish defaults to match

Specifications

- Solid Maple hardwood table base with tenon and lap joint construction. Concealed metal X-brace for joint reinforcement.
- Nail in metal glides standard.


Description	D	W	H	CTN WT	CU FT	① Model	HPL Laminate Flat Cut List Price	Double Cut List Price	Solid Surface List Price	Glass List Price
Round Side Table - Metal Legs	18	18	19	20	5	AWV0018-19RDML	\$1,120	\$1,140	\$1,380	\$1,446



- metal legs available in JSI standard finishes, chrome (CHR) available; specify and add \$185 list
- solid surface top available in JSI standard colors
- glass surface available in white back painted (WBP) or black back painted matte (MBB)

GSA Contract SIN #33721

Square Side Table - Metal Legs	16	16	19	21	4	AWV1616-19SQML	\$1,283	\$1,303	\$1,493	\$1,552
-----------------------------------	----	----	----	----	---	----------------	---------	---------	---------	---------



- metal legs available in JSI standard finishes, chrome (CHR) available; specify and add \$225 list
- solid surface top available in JSI standard colors
- glass surface available in white back painted (WBP) or black back painted matte (MBB)

GSA Contract SIN #33721

#### To Order, Specify:

- ① Model Number
- ② Top Material
  - a.) Veneer
    - 1.) Wood Species - Cherry (CH1), Maple (MA1), Walnut (WA1) or Double Cut (DC1)
    - a.) Wood Finish
  - b.) Laminate
  - c.) Solid Surface
    - 1.) Armadillo (ARM), Black Pearl (BLP), Pebble Pearl (PEB) or Pure White (PUR)
  - d.) Glass
    - 1.) Black Back Painted Matte (MBB) or White Back Painted (WBP)
- ③ Metal Leg Option
  - a.) Metal Finish
    - 1.) Arctic Silver (ASL), Matte Black (MBK), Pewter (PEW), Soft Nickel (SNK) or Chrome (CHR) - upcharge applies

#### Specifications

- Metal leg frame with 7/8" dia. legs with fabricated metal stretchers.
- Legs have metal foot with nylon glide and 1/2" adjustment range.

Description	D	W	H	CTN WT	CU FT	① Model	HPL Laminate			
							Flat Cut	Double Cut	Solid Surface	Glass
							List Price	List Price	List Price	List Price

#### Round End Table - Metal Legs



- metal legs available in JSI standard finishes, chrome (CHR) available; specify and add \$225 list
- solid surface top available in JSI standard colors
- glass surface available in white back painted (WBP) or black back painted matte (MBB)

GSA Contract SIN #33721

#### Rectangular End Table - Metal Legs



- |    |    |    |    |   |                |         |         |         |         |
|----|----|----|----|---|----------------|---------|---------|---------|---------|
| 22 | 26 | 21 | 18 | 9 | AWV1622-21TTML | \$1,310 | \$1,330 | \$1,590 | \$1,660 |
|----|----|----|----|---|----------------|---------|---------|---------|---------|
- metal legs available in JSI standard finishes, chrome (CHR) available; specify and add \$225 list
  - solid surface top available in JSI standard colors
  - glass surface available in white back painted (WBP) or black back painted matte (MBB)

GSA Contract SIN #33721

#### Square End Table - Metal Legs

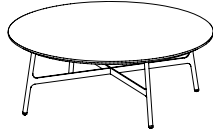


- |    |    |    |    |   |                |         |         |         |         |
|----|----|----|----|---|----------------|---------|---------|---------|---------|
| 20 | 20 | 21 | 18 | 6 | AWV2020-21SQML | \$1,287 | \$1,337 | \$1,607 | \$1,670 |
|----|----|----|----|---|----------------|---------|---------|---------|---------|
- metal legs available in JSI standard finishes, chrome (CHR) available; specify and add \$225 list
  - solid surface top available in JSI standard colors
  - glass surface available in white back painted (WBP) or black back painted matte (MBB)

GSA Contract SIN #33721



Description	D	W	H	CTN WT	CU FT	① Model	HPL Laminate Flat Cut List Price	Double Cut List Price	Solid Surface List Price	Glass List Price
Round Coffee Table - Metal Legs	42	42	16	29	20	AWV0042-16RDML	\$1,597	\$1,647	\$2,947	\$3,269
	36	36	16	26	15	AWV0036-16RDML	\$1,435	\$1,465	\$2,425	\$2,718



- metal legs available in JSI standard finishes, chrome (CHR) available; specify and add \$275 list
- solid surface top available in JSI standard colors
- glass surface available in white back painted (WBP) or black back painted matte (MBB)

GSA Contract SIN #33721

Rectangular Coffee Table - Metal Legs	24	48	16	29	14	AWV2448-16TTML	\$1,536	\$1,566	\$2,426	\$2,426
--	----	----	----	----	----	----------------	---------	---------	---------	---------



- metal legs available in JSI standard finishes, chrome (CHR) available; specify and add \$275 list
- solid surface top available in JSI standard colors
- glass surface available in white back painted (WBP) or black back painted matte (MBB)

GSA Contract SIN #33721

Square Coffee Table - Metal Legs	42	42	16	37	20	AWV4242-16SQML	\$1,603	\$1,653	\$2,933	\$3,708
	36	36	16	30	15	AWV3636-16SQML	\$1,550	\$1,585	\$2,550	\$2,840



- metal legs available in JSI standard finishes, chrome (CHR) available; specify and add \$275 list
- solid surface top available in JSI standard colors
- glass surface available in white back painted (WBP) or black back painted matte (MBB)

GSA Contract SIN #33721

#### To Order, Specify:

- ① Model Number
- ② Top Material
  - a.) Veneer
    - 1.) Wood Species - Cherry (CH1), Maple (MA1), Walnut (WA1) or Double Cut (DC1)
    - a.) Wood Finish
  - b.) Laminate
  - c.) Solid Surface
    - 1.) Armadillo (ARM), Black Pearl (BLP), Pebble Pearl (PEB) or Pure White (PUR)
  - d.) Glass
    - 1.) Black Back Painted Matte (MBB) or White Back Painted (WBP)
- ③ Metal Leg Option
  - a.) Metal Finish
    - 1.) Arctic Silver (ASL), Matte Black (MBK), Pewter (PEW), Soft Nickel (SNK) or Chrome (CHR) - upcharge applies

#### Specifications

- Metal leg frame with 7/8" dia. legs with fabricated metal stretchers.
- Legs have metal foot with nylon glide and 1/2" adjustment range.

## Avalon Order Check List:



## Specify:

- ☐ 1. Model Number  
☐ 2. Wood Species - Beech (B)  
☐ 3. Wood Seat Finish/Color  
☐ 4. Metal Frame Color  
☐ 5. Fabric Selection - vendor, pattern and color  
☐ 6. Optional Clear Leg Protectors - add \$20 list per chair for set of 4

## Example:

163C | B | AUB | MBK | MOMENTUM | VOX | MYSTIC  
 (model #) | (wood species) | (finish) | (metal frame) | (fabric vendor) | (pattern name) | (pattern color)

## 1. Model Number

## 2. Wood Species - Beech (B)

## 3. Wood Seat Finish/Color Options:

CAG	Aged Ash Coordinate	CGR	Graphite Coordinate
ALM	Ale Medium	HRV	Harvest
AUB	Auburn	HEN	Henna
BRL	Barley	CHL	High Line Coordinate
CBE	Blonde Echo Coordinate	HNY	Honey
BBM	Bourbon Medium	CKC	Khaki Coordinate
CBZ	Brazilwood Coordinate	HNY	Honey
BRM	Brighton Medium	LGC	Legacy
BRW	Brownie	MCH	Mocha
BUT	Butterscotch	NTO	Night Owl
CAN	Canyon	NUT	Nut Brown
CIN	Cinnamon	COA	Oatmeal Cookie Coordinate
CIT	Citron	CPI	Pinnacle Walnut Coordinate
CLA	Classic	PRL	Praline
CCF	Coffee Coordinate	SAF	Saffron
CLL	Collectors	SIE	Sienna
CCR	Cremello Coordinate	CST	Studio Teak Coordinate
DES	Desert	TOF	Toffee
EAR	Earthy	TRF	Truffle
ECU	Ecru	VEN	Venetian
ESP	Espresso	CVI	Vintage Coordinate
FLX	Flax	CWH	Walnut Heights Coordinate
CFL	Florence Walnut Coordinate	CWE	Weathered Ash Coordinate
CFO	Fossil Coordinate		

## Color - Add \$38 list per item

BKD	Backdrop	GRV	Greek Villa
BFX	Black Fox	GLF	Gulf Stream
BWH	Bright White	HTB	Heartthrob
CGP	Cargo Pants	NET	Network Gray
CHT	Chatroom	NWH	Nonchalant White
DSY	Daisy	PAR	Paradise
DRG	Daring	QXP	Quixotic Plum
DYN	Dynamo	RBZ	Relic Bronze
ENG	Enigma	SND	Sandbank
FRR	French Roast	STM	Storm
GBY	Georgian Bay	TRC	Tricorn Black

## 4. Metal Frame Tier/Color:

## Tier 1:

MBK Matte Black

## Tier 2: add \$42 list

 ASL Arctic Silver  
 PEW Pewter

 BWH Bright White  
 SNK Soft Nickel

## Tier 3: add \$83 list

CAR	Carmine Red (RAL3002)	SPB	Sapphire Blue (RAL4007)
LGR	Leaf Green (RAL6002)	TBL	Traffic Blue (RAL5017)
PPV	Purple Violet (RAL4007)	ZYL	Zinc Yellow (RAL1018)
SIG	Signal Orange (RAL2010)		

## Tier 4: add \$125 list

BRD	Beige Red (RAL3012)	SGR	Signal Green (RAL6032)
COP	Copper Brown (RAL8004)	SGY	Silk Grey (RAL7044)
HYL	Honey Yellow (RAL1005)	SKY	Sky Blue (RAL5015)
MTQ	Mint Turquoise (RAL6033)	TQP	Turquoise Pastel (RAL6034)
OGR	Olive Green (RAL6003)	TRD	Traffic Red (RAL3020)
QZG	Quartz Grey (RAL7039)	MHB	Mahogany Brown (RAL8016)
SAL	Salmon Orange (RAL2012)		

## 5. Fabric Selection - Please supply the following:

 Fabric vendor  
 Pattern name  
 Pattern color

[For a complete list of JSI Graded-In Fabric click here](#)

## All COM orders must include the following:

- Vendor's name, pattern name and color
- Sample of the fabric attached to order
- Model numbers of items for fabric application
- Special application instructions (e.g., all stripes will be applied front to back unless specified otherwise)
- Customer and purchase order number

## Ship prepaid COM

material to:

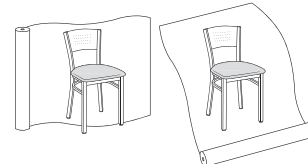
JSI

 Attn: COM Department  
 201 East Martin Street  
 Receiving B, Dock 71  
 Orleans, IN 47452









## Application of fabric:

Railroaded

Up the Roll



All COM orders will ship at standard lead time from receipt of COM except for orders requiring special custom matched finishes.

Description	① Model	Specifications	List Price Per Grade																								
Armless Stacker	<b>162A Wood Seat</b> <b>162C Uph. Seat</b> <ul style="list-style-type: none"> <li>· upholstered seat models not recommended for stacking</li> <li>· stacks five high</li> </ul>	<table> <tr> <th>Dimensions</th><th>D</th><th>W</th><th>H</th></tr> <tr> <td>Overall</td><td>17</td><td>17</td><td>31 ½</td></tr> <tr> <td>Seat</td><td>15 ½</td><td>17</td><td>18 ½</td></tr> <tr> <th>Upholstery</th><th colspan="3">Shipping</th></tr> <tr> <td>COM Ydg</td><td>¾</td><td>Ctn Wt</td><td>21</td></tr> <tr> <td>COL Sq Ft</td><td>9</td><td>Cu Ft</td><td>9</td></tr> </table>	Dimensions	D	W	H	Overall	17	17	31 ½	Seat	15 ½	17	18 ½	Upholstery	Shipping			COM Ydg	¾	Ctn Wt	21	COL Sq Ft	9	Cu Ft	9	Wood Seat \$403 COM \$415 A \$431 B \$447 COL/C \$477 D \$516 E \$552 F \$612 G \$674 H \$743 I \$847 J \$974 L1 \$688 L2 \$754
Dimensions	D	W	H																								
Overall	17	17	31 ½																								
Seat	15 ½	17	18 ½																								
Upholstery	Shipping																										
COM Ydg	¾	Ctn Wt	21																								
COL Sq Ft	9	Cu Ft	9																								
 <b>162A</b> wood seat  <b>162C</b> uph. seat	GSA Contract SIN #33721																										
 <b>163A</b> wood seat  <b>163C</b> uph. seat																											
stacking frame																											
Armless	<b>163A Wood Seat</b> <b>163C Uph. Seat</b>	<table> <tr> <th>Dimensions</th><th>D</th><th>W</th><th>H</th></tr> <tr> <td>Overall</td><td>17</td><td>17</td><td>31 ½</td></tr> <tr> <td>Seat</td><td>15 ½</td><td>17</td><td>18 ½</td></tr> <tr> <th>Upholstery</th><th colspan="3">Shipping</th></tr> <tr> <td>COM Ydg</td><td>¾</td><td>Ctn Wt</td><td>21</td></tr> <tr> <td>COL Sq Ft</td><td>9</td><td>Cu Ft</td><td>9</td></tr> </table>	Dimensions	D	W	H	Overall	17	17	31 ½	Seat	15 ½	17	18 ½	Upholstery	Shipping			COM Ydg	¾	Ctn Wt	21	COL Sq Ft	9	Cu Ft	9	Wood Seat \$403 COM \$415 A \$431 B \$447 COL/C \$477 D \$516 E \$552 F \$612 G \$674 H \$743 I \$847 J \$974 L1 \$688 L2 \$754
Dimensions	D	W	H																								
Overall	17	17	31 ½																								
Seat	15 ½	17	18 ½																								
Upholstery	Shipping																										
COM Ydg	¾	Ctn Wt	21																								
COL Sq Ft	9	Cu Ft	9																								
 <b>163A</b> wood seat  <b>163C</b> uph. seat	GSA Contract SIN #33721																										
Barstool	<b>168A Wood Seat</b> <b>168C Uph. Seat</b>	<table> <tr> <th>Dimensions</th><th>D</th><th>W</th><th>H</th></tr> <tr> <td>Overall</td><td>16 ½</td><td>17</td><td>41 ½</td></tr> <tr> <td>Seat</td><td>15 ½</td><td>17</td><td>31</td></tr> <tr> <th>Upholstery</th><th colspan="3">Shipping</th></tr> <tr> <td>COM Ydg</td><td>¾</td><td>Ctn Wt</td><td>28</td></tr> <tr> <td>COL Sq Ft</td><td>9</td><td>Cu Ft</td><td>13</td></tr> </table>	Dimensions	D	W	H	Overall	16 ½	17	41 ½	Seat	15 ½	17	31	Upholstery	Shipping			COM Ydg	¾	Ctn Wt	28	COL Sq Ft	9	Cu Ft	13	Wood Seat \$469 COM \$479 A \$495 B \$512 COL/C \$542 D \$580 E \$619 F \$675 G \$741 H \$808 I \$912 J \$1,039 L1 \$752 L2 \$819
Dimensions	D	W	H																								
Overall	16 ½	17	41 ½																								
Seat	15 ½	17	31																								
Upholstery	Shipping																										
COM Ydg	¾	Ctn Wt	28																								
COL Sq Ft	9	Cu Ft	13																								
 <b>168A</b> wood seat  <b>168C</b> uph. seat	GSA Contract SIN #33721																										

## Description

## ① Model

## Specifications

## List Price Per Grade

## Swivel Barstool



169A  
wood seat



169C  
uph. seat

## 169A Wood Seat

## 169C Uph. Seat

- 360° swivel
- optional self-centering swivel plate - no upcharge, please specify when ordering

GSA Contract SIN #33721

Dimensions	D	W	H
Overall	20	18	44
Seat	15 ½	17	31
Upholstery	Shipping		
COM Ydg	¾	Ctn Wt	31
COL Sq Ft	9	Cu Ft	13

Wood Seat	\$601
COM	\$608
A	\$625
B	\$643
COL/C	\$670
D	\$710
E	\$747
F	\$806
G	\$869
H	\$936
I	\$1,043
J	\$1,168
L1	\$881
L2	\$950

## Armless Stacker

## 172A Wood Seat

## 172C Uph. Seat

- upholstered seat models not recommended for stacking
- stacks five high

GSA Contract SIN #33721



172A  
wood seat



172C  
uph. seat



stacking  
frame

Dimensions	D	W	H
Overall	17	17	31 ½
Seat	15 ½	17	18 ½
Upholstery	Shipping		
COM Ydg	¾	Ctn Wt	21
COL Sq Ft	9	Cu Ft	9

Wood Seat	\$403
COM	\$415
A	\$431
B	\$447
COL/C	\$477
D	\$516
E	\$552
F	\$612
G	\$674
H	\$743
I	\$847
J	\$974
L1	\$688
L2	\$754

## To Order, Specify:

- ① Model Number
- ② Wood Species - Beech (B)
- ③ Wood Seat Finish/Color
- ④ Metal Frame Color
- ⑤ Fabric Selection - vendor, pattern and color
- ⑥ Optional Clear Leg Protectors - add \$20 list per chair for set of 4

## Specifications

- Wood species - Beech.
- 18 gauge metal frame.
- Seat is upholstered with 1 ½" polyurethane foam and synthetic sheet webbing for added comfort.
- Standard with 1 ¼" clear K-resin rocker glides.
- Legs 1 ¼" square tube.
- Stretcher rim and seat rim ¾" square tube.

## ③ Wood Finish/Color Options:

## Maple

CAG	Aged Ash Coordinate	CFO	Fossil Coordinate
ALM	Ale Medium	CGR	Graphite Coordinate
AUB	Auburn	HRV	Harvest
BRL	Barley	HEN	Henna
CBE	Blonde Echo Coordinate	CHL	High Line Coordinate
BBM	Bourbon Medium	HNY	Honey
CBZ	Brazilwood Coordinate	CKC	Khaki Coordinate
BRW	Brownie	LGC	Legacy
BRM	Brighton Medium	MCH	Mocha
BUT	Butterscotch	NTO	Night Owl
CAN	Canyon	NUT	Nut Brown
CIN	Cinnamon	COA	Oatmeal Cook Coordinate
CIT	Citron	CPI	Pinnacle Walnut Coordinate
CLA	Classic	PRL	Praline
CCF	Coffee Coordinate	SAF	Saffron
CLL	Collectors	SIE	Sienna
CCR	Cremello Coordinate	CST	Studio Teak Coordinate
DES	Desert	TOF	Toffee
EAR	Earthy	TRF	Truffle
ECU	Ecu	VEN	Venetian
ESP	Espresso	CVI	Vintage Coordinate
FLX	Flax	CWH	Walnut Heights Coordinate
CFL	Florence Walnut Coordinate	CWE	Weathered Ash Coordinate

## Color - Add \$38 list per item

BKD	Backdrop	GRV	Greek Villa
BFX	Black Fox	GLF	Gulf Stream
BWH	Bright White	HTB	Heartthrob
CGP	Cargo Pants	NET	Network Gray
CHT	Chatroom	NWH	Nonchalant White
DSY	Daisy	PAR	Paradise
DRG	Daring	QXP	Quixotic Plum
DYN	Dynamo	RBZ	Relic Bronze
ENG	Enigma	SND	Sandbank
FRR	French Roast	STM	Storm
GBY	Georgian Bay	TRC	Tricorn Black

## ④ Metal Frame Tier/Color:

## Tier 1:

MBK Matte Black

## Tier 2: Add \$42 list

ASL	Arctic Silver	PEW	Pewter
BWH	Bright White	SNK	Soft Nickel



## Tier 3: Add \$83 list



CAR	Carmin Red	SPB	Sapphire Blue
LGR	Leaf Green	TBL	Traffic Blue
PPB	Purple Violet	ZYL	Zinc Yellow
SIG	Signal Orange		



## Tier 4: Add \$125 list




BRD	Beige Red	SAL	Salmon Orange
COP	Copper Brown	SGR	Signal Green
HYL	Honey Yellow	SGY	Silk Grey
MTQ	Mint Turquoise	TQP	Turquoise Pastel
OGR	Olive Green	TRD	Traffic Red
QZG	Quartz Grey	MHB	Mahogany Brown



- ⑤ See a selection of graded in fabric manufacturers and patterns on pages 20-28 Contact Customer Service for additional fabric options.

Description		① Model	Specifications				List Price Per Grade	
Armless		<b>173A Wood Seat</b> <b>173C Uph. Seat</b>	<b>Dimensions</b>	<b>D</b>	<b>W</b>	<b>H</b>	<b>Wood Seat</b>	<b>\$403</b>
		GSA Contract SIN #33721	Overall	17	17	31 ½	COM	\$415
			Seat	15 ½	17	18 ½	A	\$431
<b>173A</b> wood seat			<b>Upholstery</b>	<b>Shipping</b>			B	\$447
<b>173C</b> uph. seat			COM Ydg	¾	Ctn Wt	21	COL/C	\$477
			COL Sq Ft	9	Cu Ft	9	D	\$516
						E	\$552	
						F	\$612	
						G	\$674	
						H	\$743	
						I	\$847	
						J	\$974	
						L1	\$688	
						L2	\$754	

Barstool		<b>178A Wood Seat</b> <b>178C Uph. Seat</b>	<b>Dimensions</b>	<b>D</b>	<b>W</b>	<b>H</b>	<b>Wood Seat</b>	<b>\$469</b>
		GSA Contract SIN #33721	Overall	16 ½	17	41 ½	COM	\$479
			Seat	15 ½	17	31	A	\$495
<b>178A</b> wood seat			<b>Upholstery</b>	<b>Shipping</b>			B	\$512
<b>178C</b> uph. seat			COM Ydg	¾	Ctn Wt	28	COL/C	\$542
			COL Sq Ft	9	Cu Ft	13	D	\$580
						E	\$619	
						F	\$675	
						G	\$741	
						H	\$808	
						I	\$912	
						J	\$1,039	
						L1	\$752	
						L2	\$819	

Swivel Barstool		<b>179A Wood Seat</b> <b>179C Uph. Seat</b>	<b>Dimensions</b>	<b>D</b>	<b>W</b>	<b>H</b>	<b>Wood Seat</b>	<b>\$601</b>
		· 360° swivel · optional self-centering swivel plate - no upcharge, please specify when ordering  GSA Contract SIN #33721	Overall	20	18	44	COM	\$608
			Seat	15 ½	17	31	A	\$625
<b>179A</b> wood seat			<b>Upholstery</b>	<b>Shipping</b>			B	\$643
<b>179C</b> uph. seat			COM Ydg	¾	Ctn Wt	31	COL/C	\$670
			COL Sq Ft	9	Cu Ft	13	D	\$710
						E	\$747	
						F	\$806	
						G	\$869	
						H	\$936	
						I	\$1,043	
						J	\$1,168	
						L1	\$881	
						L2	\$950	

Description	1 Model	Specifications	List Price Per Grade																								
<b>Armless Stacker</b>	<b>182A Wood Seat</b> <b>182C Uph. Seat</b> · upholstered seat models not recommended for stacking · stacks five high	<table> <tr> <th>Dimensions</th><th>D</th><th>W</th><th>H</th></tr> <tr> <td>Overall</td><td>17</td><td>17</td><td>31 1/2</td></tr> <tr> <td>Seat</td><td>15 1/2</td><td>17</td><td>18 1/2</td></tr> <tr> <th>Upholstery</th><th colspan="3">Shipping</th></tr> <tr> <td>COM Ydg</td><td>3/4</td><td>Ctn Wt</td><td>21</td></tr> <tr> <td>COL Sq Ft</td><td>9</td><td>Cu Ft</td><td>9</td></tr> </table>	Dimensions	D	W	H	Overall	17	17	31 1/2	Seat	15 1/2	17	18 1/2	Upholstery	Shipping			COM Ydg	3/4	Ctn Wt	21	COL Sq Ft	9	Cu Ft	9	<b>Wood Seat \$403</b> <b>COM \$415</b> <b>A \$431</b> <b>B \$447</b> <b>COL/C \$477</b> <b>D \$516</b> <b>E \$552</b> <b>F \$612</b> <b>G \$674</b> <b>H \$743</b> <b>I \$847</b> <b>J \$974</b> <b>L1 \$688</b> <b>L2 \$754</b>
Dimensions	D	W	H																								
Overall	17	17	31 1/2																								
Seat	15 1/2	17	18 1/2																								
Upholstery	Shipping																										
COM Ydg	3/4	Ctn Wt	21																								
COL Sq Ft	9	Cu Ft	9																								
 <b>182A</b> wood seat  <b>182C</b> uph. seat	GSA Contract SIN #33721																										
 <b>183A</b> wood seat																											
stacking frame																											

<b>Armless</b>	<b>183A Wood Seat</b> <b>183C Uph. Seat</b> GSA Contract SIN #33721	<table> <tr> <th>Dimensions</th><th>D</th><th>W</th><th>H</th></tr> <tr> <td>Overall</td><td>17</td><td>17</td><td>31 1/2</td></tr> <tr> <td>Seat</td><td>15 1/2</td><td>17</td><td>18 1/2</td></tr> <tr> <th>Upholstery</th><th colspan="3">Shipping</th></tr> <tr> <td>COM Ydg</td><td>3/4</td><td>Ctn Wt</td><td>21</td></tr> <tr> <td>COL Sq Ft</td><td>9</td><td>Cu Ft</td><td>9</td></tr> </table>	Dimensions	D	W	H	Overall	17	17	31 1/2	Seat	15 1/2	17	18 1/2	Upholstery	Shipping			COM Ydg	3/4	Ctn Wt	21	COL Sq Ft	9	Cu Ft	9	<b>Wood Seat \$403</b> <b>COM \$415</b> <b>A \$431</b> <b>B \$447</b> <b>COL/C \$477</b> <b>D \$516</b> <b>E \$552</b> <b>F \$612</b> <b>G \$674</b> <b>H \$743</b> <b>I \$847</b> <b>J \$974</b> <b>L1 \$688</b> <b>L2 \$754</b>
Dimensions	D	W	H																								
Overall	17	17	31 1/2																								
Seat	15 1/2	17	18 1/2																								
Upholstery	Shipping																										
COM Ydg	3/4	Ctn Wt	21																								
COL Sq Ft	9	Cu Ft	9																								
 <b>183A</b> wood seat  <b>183C</b> uph. seat																											

**To Order, Specify:**

- 1 Model Number
- 2 Wood Species - Beech (B)
- 3 Wood Seat Finish/Color
- 4 Metal Frame Color
- 5 Fabric Selection - vendor, pattern and color
- 6 Optional Clear Leg Protectors - add \$20 list per chair for set of 4

**Specifications**

- Wood species - Beech.
- 18 gauge metal frame.
- Seat is upholstered with 1 1/2" polyurethane foam and synthetic sheet webbing for added comfort.
- Standard with 1 1/4" clear K-resin rocker glides.
- Legs 1 1/4" square tube.
- Stretcher rim and seat rim 3/4" square tube.

**3 Wood Finish/Color Options:****Maple**

CAG Aged Ash Coordinate	CFO Fossil Coordinate
ALM Ale Medium	CGR Graphite Coordinate
AUB Auburn	HRV Harvest
BRL Barley	HEN Henna
CBE Blonde Echo Coordinate	CHL High Line Coordinate
BBM Bourbon Medium	HNY Honey
CBZ Brazilwood Coordinate	CKC Khaki Coordinate
BRW Brownie	LGC Legacy
BRM Brighton Medium	MCH Mocha
BUT Butterscotch	NTD Night Owl
CAN Canyon	NUT Nut Brown
CIN Cinnamon	COA Oatmeal Cook Coordinate
CIT Citron	CPI Pinnacle Walnut Coordinate
CLA Classic	PRL Praline
CCF Coffee Coordinate	SAF Saffron
CLL Collectors	SIE Sienna
CCR Cremello Coordinate	CST Studio Teak Coordinate
DES Desert	TOF Toffee
EAR Earthy	TRF Truffle
ECU Ecru	VEN Venetian
ESP Espresso	CVI Vintage Coordinate
FLX Flax	CWH Walnut Heights Coordinate
CFL Florence Walnut Coordinate	CWE Weathered Ash Coordinate

**Color - Add \$38 list per item**

BKD Backdrop	GRV Greek Villa
BFX Black Fox	GLF Gulf Stream
BWH Bright White	HTB Heartthrob
CGP Cargo Pants	NET Network Gray
CHT Chatroom	NWH Nonchalant White
DSY Daisy	PAR Paradise
DRG Daring	QXP Quixotic Plum
DYN Dynamo	RBZ Relic Bronze
ENG Enigma	SND Sandbank
FRR French Roast	STM Storm
GBY Georgian Bay	TRC Tricorn Black

**4 Metal Frame Tier/Color:****Tier 1:**

MBK Matte Black

**Tier 2: Add \$42 list**

ASL Arctic Silver	PEW Pewter
BWH Bright White	SNK Soft Nickel



**Tier 3: Add \$83 list**



CAR Carmine Red	SPB Sapphire Blue
LGR Leaf Green	TBL Traffic Blue
PPB Purple Violet	ZYL Zinc Yellow
SIG Signal Orange	



**Tier 4: Add \$125 list**


BRD Beige Red	SAL Salmon Orange
COP Copper Brown	SGR Signal Green
HYL Honey Yellow	SGY Silk Grey
MTQ Mint Turquoise	TQP Turquoise Pastel
OGR Olive Green	TRD Traffic Red
QZG Quartz Grey	MHB Mahogany Brown

- 5 See a selection of graded in fabric manufacturers and patterns on pages 20-28 Contact Customer Service for additional fabric options.





Description		① Model	Specifications				List Price Per Grade	
Barstool		188A Wood Seat 188C Uph. Seat	Dimensions	D	W	H	Wood Seat	\$469
		GSA Contract SIN #33721	Overall	16 ½	17	41 ½	COM	\$479
			Seat	15 ½	17	31	A	\$495
<b>188A</b> wood seat			Upholstery		Shipping		B	\$512
			COM Ydg	¾	Ctn Wt	28	COL/C	\$542
			COL Sq Ft	9	Cu Ft	13	D	\$580
						E	\$619	
						F	\$675	
						G	\$741	
						H	\$808	
						I	\$912	
						J	\$1,039	
						L1	\$752	
						L2	\$819	

Swivel Barstool		189A Wood Seat 189C Uph. Seat	Dimensions	D	W	H	Wood Seat	\$601
		• 360° swivel • optional self-centering swivel plate - no upcharge, please specify when ordering  GSA Contract SIN #33721	Overall	20	18	44	COM	\$608
			Seat	15 ½	17	31	A	\$625
<b>189A</b> wood seat			Upholstery		Shipping		B	\$643
			COM Ydg	¾	Ctn Wt	31	COL/C	\$670
			COL Sq Ft	9	Cu Ft	13	D	\$710
						E	\$747	
						F	\$806	
						G	\$869	
						H	\$936	
						I	\$1,043	
						J	\$1,168	
						L1	\$881	
						L2	\$950	

Armless Stacker		192A Wood Seat 192C Uph. Seat	Dimensions	D	W	H	Wood Seat	\$403
		• upholstered seat models not recommended for stacking • stacks five high  GSA Contract SIN #33721	Overall	17	17	31 ½	COM	\$415
			Seat	15 ½	17	18 ½	A	\$431
<b>192A</b> wood seat			Upholstery		Shipping		B	\$447
			COM Ydg	¾	Ctn Wt	21	COL/C	\$477
			COL Sq Ft	9	Cu Ft	9	D	\$516
						E	\$552	
						F	\$612	
						G	\$674	
						H	\$743	
						I	\$847	
						J	\$974	
						L1	\$688	
						L2	\$754	

								
stacking frame								



Description		① Model	Specifications				List Price Per Grade				
Armless			193A Wood Seat		D	W	H	Wood Seat	\$403		
			193C Uph. Seat					COM	\$415		
			GSA Contract SIN #33721		Overall	17	17	31 ½	A	\$431	
					Seat	15 ½	17	18 ½	B	\$447	
					Upholstery	Shipping			COL/C	\$477	
					COM Ydg	¾	Ctn Wt	21	D	\$516	
					COL Sq Ft	9	Cu Ft	9	E	\$552	
										F	\$612
										G	\$674
										H	\$743
										I	\$847
										J	\$974
										L1	\$688
										L2	\$754
Barstool			198A Wood Seat		D	W	H	Wood Seat	\$469		
			198C Uph. Seat					COM	\$479		
			GSA Contract SIN #33721		Overall	16 ½	17	41 ½	A	\$495	
					Seat	15 ½	17	31	B	\$512	
					Upholstery	Shipping			COL/C	\$542	
					COM Ydg	¾	Ctn Wt	28	D	\$580	
					COL Sq Ft	9	Cu Ft	13	E	\$619	
										F	\$675
										G	\$741
										H	\$808
										I	\$912
										J	\$1,039
										L1	\$752
										L2	\$819

**To Order, Specify:**

- ① Model Number
- ② Wood Species - Beech (B)
- ③ Wood Seat Finish/Color
- ④ Metal Frame Color
- ⑤ Fabric Selection - vendor, pattern and color
- ⑥ Optional Clear Leg Protectors - add \$20 list per chair for set of 4

**Specifications**

- Wood species - Beech.
- 18 gauge metal frame.
- Seat is upholstered with 1 ½" polyurethane foam and synthetic sheet webbing for added comfort.
- Standard with 1 ¼" clear K-resin rocker glides.
- Legs 1 ¼" square tube.
- Stretcher rim and seat rim ¾" square tube.

**③ Wood Finish/Color Options:****Maple**

CAG	Aged Ash Coordinate	CFO	Fossil Coordinate
ALM	Ale Medium	CGR	Graphite Coordinate
AUB	Auburn	HRV	Harvest
BRL	Barley	HEN	Henna
CBE	Blonde Echo Coordinate	CHL	High Line Coordinate
BBM	Bourbon Medium	HNY	Honey
CBZ	Brazilwood Coordinate	CKC	Khaki Coordinate
BRW	Brownie	LGC	Legacy
BRM	Brighton Medium	MCH	Mocha
BUT	Butterscotch	NTO	Night Owl
CAN	Canyon	NUT	Nut Brown
CIN	Cinnamon	COA	Oatmeal Cook Coordinate
CIT	Citron	CPI	Pinnacle Walnut Coordinate
CLA	Classic	PRL	Praline
CCF	Coffee Coordinate	SAF	Saffron
CLL	Collectors	SIE	Sienna
CCR	Cremello Coordinate	CST	Studio Teak Coordinate
DES	Desert	TOF	Toffee
EAR	Earthy	TRF	Truffle
ECU	Ecu	VEN	Venetian
ESP	Espresso	CVI	Vintage Coordinate
FLX	Flax	CWH	Walnut Heights Coordinate
CFL	Florence Walnut Coordinate	CWE	Weathered Ash Coordinate

**Color - Add \$38 list per item**

BKD	Backdrop	GRV	Greek Villa
BFX	Black Fox	GLF	Gulf Stream
BWH	Bright White	HTB	Heartthrob
CGP	Cargo Pants	NET	Network Gray
CHT	Chatroom	NWH	Nonchalant White
DSY	Daisy	PAR	Paradise
DRG	Daring	QXP	Quixotic Plum
DYN	Dynamo	RBZ	Relic Bronze
ENG	Enigma	SND	Sandbank
FRR	French Roast	STM	Storm
GBY	Georgian Bay	TRC	Tricorn Black

**④ Metal Frame Tier/Color:****Tier 1:**

MBK Matte Black

**Tier 2: Add \$42 list**

ASL	Arctic Silver	PEW	Pewter
BWH	Bright White	SNK	Soft Nickel

**Tier 3: Add \$83 list**







CAR	Carmin Red	SPB	Sapphire Blue
LGR	Leaf Green	TBL	Traffic Blue
PPB	Purple Violet	ZYL	Zinc Yellow
SIG	Signal Orange		



**Tier 4: Add \$125 list**

BRD	Beige Red	SAL	Salmon Orange
COP	Copper Brown	SGR	Signal Green
HYL	Honey Yellow	SGY	Silk Grey
MTQ	Mint Turquoise	TQP	Turquoise Pastel
OGR	Olive Green	TRD	Traffic Red
QZG	Quartz Grey	MHB	Mahogany Brown

- ⑤ See a selection of graded in fabric manufacturers and patterns on pages 20-28 Contact Customer Service for additional fabric options.



Description	① Model	Specifications	List Price Per Grade																								
Swivel Barstool	<b>199A Wood Seat</b> <b>199C Uph. Seat</b> <ul style="list-style-type: none"><li>· 360° swivel</li><li>· optional self-centering swivel plate - no upcharge, please specify when ordering</li></ul>	<table><tr><th>Dimensions</th><th>D</th><th>W</th><th>H</th></tr><tr><td>Overall</td><td>20</td><td>18</td><td>44</td></tr><tr><td>Seat</td><td>15 ½</td><td>17</td><td>31</td></tr><tr><th>Upholstery</th><th colspan="3">Shipping</th></tr><tr><td>COM Ydg</td><td>¾</td><td>Ctn Wt</td><td>31</td></tr><tr><td>COL Sq Ft</td><td>9</td><td>Cu Ft</td><td>13</td></tr></table>	Dimensions	D	W	H	Overall	20	18	44	Seat	15 ½	17	31	Upholstery	Shipping			COM Ydg	¾	Ctn Wt	31	COL Sq Ft	9	Cu Ft	13	Wood Seat \$601 COM \$608 A \$625 B \$643 COL/C \$670 D \$710 E \$747 F \$806 G \$869 H \$936 I \$1,043 J \$1,168 L1 \$881 L2 \$950
Dimensions	D	W	H																								
Overall	20	18	44																								
Seat	15 ½	17	31																								
Upholstery	Shipping																										
COM Ydg	¾	Ctn Wt	31																								
COL Sq Ft	9	Cu Ft	13																								
 199A wood seat	 199C uph. seat																										
GSA Contract SIN #33721																											
Armless Stacker	<b>202A Wood Seat</b> <b>202B Uph. Back</b> <ul style="list-style-type: none"><li>· optional laser engraving back imprint, specify location and size - see page 29 for details. (A model only)</li><li>· upholstered seat models not recommended for stacking</li><li>· stacks five high</li></ul>	<table><tr><th>Dimensions</th><th>D</th><th>W</th><th>H</th></tr><tr><td>Overall</td><td>17</td><td>17</td><td>31 ½</td></tr><tr><td>Seat</td><td>15 ½</td><td>17</td><td>18 ½</td></tr><tr><th>Upholstery</th><th colspan="3">Shipping</th></tr><tr><td>COM Ydg</td><td>¾</td><td>Ctn Wt</td><td>21</td></tr><tr><td>COL Sq Ft</td><td>9</td><td>Cu Ft</td><td>9</td></tr></table>	Dimensions	D	W	H	Overall	17	17	31 ½	Seat	15 ½	17	18 ½	Upholstery	Shipping			COM Ydg	¾	Ctn Wt	21	COL Sq Ft	9	Cu Ft	9	Wood Seat \$394 COM \$431 A \$443 B \$455 COL/C \$475 D \$499 E \$525 F \$565 G \$605 H \$651 I \$721 J \$806 L1 \$614 L2 \$661
Dimensions	D	W	H																								
Overall	17	17	31 ½																								
Seat	15 ½	17	18 ½																								
Upholstery	Shipping																										
COM Ydg	¾	Ctn Wt	21																								
COL Sq Ft	9	Cu Ft	9																								
 202A wood seat	 202B uph. back																										
GSA Contract SIN #33721																											
Armless Stacker	<b>202C Uph. Seat</b> <ul style="list-style-type: none"><li>· optional laser engraving back imprint, specify location and size - see page 29 for details.</li><li>· upholstered seat models not recommended for stacking</li><li>· stacks five high</li></ul>	<table><tr><th>Dimensions</th><th>D</th><th>W</th><th>H</th></tr><tr><td>Overall</td><td>17</td><td>17</td><td>31 ½</td></tr><tr><td>Seat</td><td>15 ½</td><td>17</td><td>18 ½</td></tr><tr><th>Upholstery</th><th colspan="3">Shipping</th></tr><tr><td>COM Ydg</td><td>¾</td><td>Ctn Wt</td><td>21</td></tr><tr><td>COL Sq Ft</td><td>9</td><td>Cu Ft</td><td>9</td></tr></table>	Dimensions	D	W	H	Overall	17	17	31 ½	Seat	15 ½	17	18 ½	Upholstery	Shipping			COM Ydg	¾	Ctn Wt	21	COL Sq Ft	9	Cu Ft	9	COM \$404 A \$419 B \$436 COL/C \$466 D \$503 E \$542 F \$601 G \$664 H \$732 I \$836 J \$963 L1 \$675 L2 \$744
Dimensions	D	W	H																								
Overall	17	17	31 ½																								
Seat	15 ½	17	18 ½																								
Upholstery	Shipping																										
COM Ydg	¾	Ctn Wt	21																								
COL Sq Ft	9	Cu Ft	9																								
																											
GSA Contract SIN #33721																											
Armless Stacker	<b>202D Uph. Seat/Back</b> <ul style="list-style-type: none"><li>· when using contrasting upholstery, indicate application and use higher grade pricing</li><li>· upholstered seat models not recommended for stacking</li><li>· stacks five high</li></ul>	<table><tr><th>Dimensions</th><th>D</th><th>W</th><th>H</th></tr><tr><td>Overall</td><td>17</td><td>17</td><td>31 ½</td></tr><tr><td>Seat</td><td>15 ½</td><td>17</td><td>18 ½</td></tr><tr><th>Upholstery</th><th colspan="3">Shipping</th></tr><tr><td>COM Ydg</td><td>¾</td><td>Ctn Wt</td><td>21</td></tr><tr><td>COL Sq Ft</td><td>9</td><td>Cu Ft</td><td>9</td></tr></table>	Dimensions	D	W	H	Overall	17	17	31 ½	Seat	15 ½	17	18 ½	Upholstery	Shipping			COM Ydg	¾	Ctn Wt	21	COL Sq Ft	9	Cu Ft	9	COM \$496 A \$517 B \$539 COL/C \$577 D \$627 E \$678 F \$756 G \$840 H \$931 I \$1,072 J \$1,240 L1 \$454 L2 \$442
Dimensions	D	W	H																								
Overall	17	17	31 ½																								
Seat	15 ½	17	18 ½																								
Upholstery	Shipping																										
COM Ydg	¾	Ctn Wt	21																								
COL Sq Ft	9	Cu Ft	9																								
																											
GSA Contract SIN #33721																											

Description		1 Model	Specifications				List Price Per Grade			
Armless			<b>203A Wood Seat</b>		<b>Dimensions</b>		<b>Wood Seat</b>	<b>\$394</b>		
			<b>203B Uph. Back</b>		<b>D</b>	<b>W</b>	<b>H</b>	<b>COM</b>	<b>\$431</b>	
			· optional laser engraving back imprint, specify location and size - see page 29 for details. (A model only)		Overall	17	17	31 ½	<b>A</b>	<b>\$443</b>
					Seat	15 ½	17	18 ½	<b>B</b>	<b>\$455</b>
					<b>Upholstery</b>	<b>Shipping</b>			<b>COL/C</b>	<b>\$475</b>
					COM Ydg	¾	Ctn Wt	21	<b>D</b>	<b>\$499</b>
					COL Sq Ft	9	Cu Ft	9	<b>E</b>	<b>\$525</b>
									<b>F</b>	<b>\$565</b>
									<b>G</b>	<b>\$605</b>
									<b>H</b>	<b>\$651</b>
									<b>I</b>	<b>\$721</b>
									<b>J</b>	<b>\$806</b>
									<b>L1</b>	<b>\$614</b>
									<b>L2</b>	<b>\$661</b>
									<b>COM</b>	<b>\$404</b>
									<b>A</b>	<b>\$419</b>
									<b>B</b>	<b>\$436</b>
									<b>COL/C</b>	<b>\$466</b>
									<b>D</b>	<b>\$503</b>
									<b>E</b>	<b>\$542</b>
									<b>F</b>	<b>\$601</b>
									<b>G</b>	<b>\$664</b>
									<b>H</b>	<b>\$732</b>
									<b>I</b>	<b>\$836</b>
									<b>J</b>	<b>\$963</b>
									<b>L1</b>	<b>\$675</b>
									<b>L2</b>	<b>\$744</b>

**To Order, Specify:**

- 1 Model Number
- 2 Wood Species - Beech (B)
- 3 Wood Seat Finish/Color
- 4 Metal Frame Color
- 5 Fabric Selection - vendor, pattern and color
- 6 Optional Clear Leg Protectors - add \$20 list per chair for set of 4

**Specifications**

- Wood species - Beech.
- 18 gauge metal frame.
- Seat is upholstered with 1 ½" polyurethane foam and synthetic sheet webbing for added comfort.
- Standard with 1 ¼" clear K-resin rocker glides.
- Legs 1 ¼" square tube.
- Stretcher rim and seat rim ¾" square tube.

**3 Wood Finish/Color Options:****Maple**

CAG	Aged Ash Coordinate	CFO	Fossil Coordinate
ALM	Ale Medium	CGR	Graphite Coordinate
AUB	Auburn	HRV	Harvest
BRL	Barley	HEN	Henna
CBE	Blonde Echo Coordinate	CHL	High Line Coordinate
BBM	Bourbon Medium	HNY	Honey
CBZ	Brazilwood Coordinate	CKC	Khaki Coordinate
BRW	Brownie	LGC	Legacy
BRM	Brighton Medium	MCH	Mocha
BUT	Butterscotch	NTO	Night Owl
CAN	Canyon	NUT	Nut Brown
CIN	Cinnamon	COA	Oatmeal Cook Coordinate
CIT	Citron	CPI	Pinnacle Walnut Coordinate
CLA	Classic	PRL	Praline
CCF	Coffee Coordinate	SAF	Saffron
CLL	Collectors	SIE	Sienna
CCR	Cremello Coordinate	CST	Studio Teak Coordinate
DES	Desert	TOF	Toffee
EAR	Earthy	TRF	Truffle
ECU	Ecu	VEN	Venetian
ESP	Espresso	CVI	Vintage Coordinate
FLX	Flax	CWH	Walnut Heights Coordinate
CFL	Florence Walnut Coordinate	CWE	Weathered Ash Coordinate

**Color - Add \$38 list per item**

BKD	Backdrop	GRV	Greek Villa
BFX	Black Fox	GLF	Gulf Stream
BWH	Bright White	HTB	Heartthrob
CGP	Cargo Pants	NET	Network Gray
CHT	Chatroom	NWH	Nonchalant White
DSY	Daisy	PAR	Paradise
DRG	Daring	QXP	Quixotic Plum
DYN	Dynamo	RBZ	Relic Bronze
ENG	Enigma	SND	Sandbank
FRR	French Roast	STM	Storm
GBY	Georgian Bay	TRC	Tricorn Black

**4 Metal Frame Tier/Color:****Tier 1:**

MBK Matte Black

**Tier 2: Add \$42 list**

ASL	Arctic Silver	PEW	Pewter
BWH	Bright White	SNK	Soft Nickel






**Tier 3: Add \$83 list**

CAR	Carmin Red	SPB	Sapphire Blue
LGR	Leaf Green	TBL	Traffic Blue
PPB	Purple Violet	ZYL	Zinc Yellow
SIG	Signal Orange		

**Tier 4: Add \$125 list**

BRD	Beige Red	SAL	Salmon Orange
COP	Copper Brown	SGR	Signal Green
HYL	Honey Yellow	SGY	Silk Grey
MTQ	Mint Turquoise	TQP	Turquoise Pastel
OGR	Olive Green	TRD	Traffic Red
QZG	Quartz Grey	MHB	Mahogany Brown

- 5 See a selection of graded in fabric manufacturers and patterns on pages 20-28 Contact Customer Service for additional fabric options.

Description	① Model	Specifications	List Price Per Grade																								
<b>Armless</b> 	<b>203D Uph. Seat/Back</b>  GSA Contract SIN #33721	<table> <tr> <th>Dimensions</th><th>D</th><th>W</th><th>H</th></tr> <tr> <td>Overall</td><td>17</td><td>17</td><td>31 ½</td></tr> <tr> <td>Seat</td><td>15 ½</td><td>17</td><td>18 ½</td></tr> <tr> <th>Upholstery</th><th colspan="3">Shipping</th></tr> <tr> <td>COM Ydg</td><td>¾</td><td>Ctn Wt</td><td>21</td></tr> <tr> <td>COL Sq Ft</td><td>9</td><td>Cu Ft</td><td>9</td></tr> </table>	Dimensions	D	W	H	Overall	17	17	31 ½	Seat	15 ½	17	18 ½	Upholstery	Shipping			COM Ydg	¾	Ctn Wt	21	COL Sq Ft	9	Cu Ft	9	COM \$496 A \$517 B \$539 COL/C \$577 D \$627 E \$678 F \$756 G \$840 H \$931 I \$1,072 J \$1,240 L1 \$858 L2 \$948
Dimensions	D	W	H																								
Overall	17	17	31 ½																								
Seat	15 ½	17	18 ½																								
Upholstery	Shipping																										
COM Ydg	¾	Ctn Wt	21																								
COL Sq Ft	9	Cu Ft	9																								
<b>Barstool</b>   <b>208A</b> wood seat <b>208B</b> uph. back	<b>208A Wood Seat</b> <b>208B Uph. Back</b> · optional laser engraving back imprint, specify location and size - see page 29 for details. (A model only)  GSA Contract SIN #33721	<table> <tr> <th>Dimensions</th><th>D</th><th>W</th><th>H</th></tr> <tr> <td>Overall</td><td>16 ½</td><td>17</td><td>41 ½</td></tr> <tr> <td>Seat</td><td>15 ½</td><td>17</td><td>31</td></tr> <tr> <th>Upholstery</th><th colspan="3">Shipping</th></tr> <tr> <td>COM Ydg</td><td>¾</td><td>Ctn Wt</td><td>28</td></tr> <tr> <td>COL Sq Ft</td><td>9</td><td>Cu Ft</td><td>13</td></tr> </table>	Dimensions	D	W	H	Overall	16 ½	17	41 ½	Seat	15 ½	17	31	Upholstery	Shipping			COM Ydg	¾	Ctn Wt	28	COL Sq Ft	9	Cu Ft	13	Wood Seat \$458 COM \$496 A \$508 B \$522 COL/C \$541 D \$566 E \$591 F \$629 G \$672 H \$716 I \$788 J \$871 L1 \$681 L2 \$724
Dimensions	D	W	H																								
Overall	16 ½	17	41 ½																								
Seat	15 ½	17	31																								
Upholstery	Shipping																										
COM Ydg	¾	Ctn Wt	28																								
COL Sq Ft	9	Cu Ft	13																								
<b>Barstool</b> 	<b>208C Uph. Seat</b> · optional laser engraving back imprint, specify location and size - see page 29 for details.  GSA Contract SIN #33721	<table> <tr> <th>Dimensions</th><th>D</th><th>W</th><th>H</th></tr> <tr> <td>Overall</td><td>16 ½</td><td>17</td><td>41 ½</td></tr> <tr> <td>Seat</td><td>15 ½</td><td>17</td><td>31</td></tr> <tr> <th>Upholstery</th><th colspan="3">Shipping</th></tr> <tr> <td>COM Ydg</td><td>¾</td><td>Ctn Wt</td><td>28</td></tr> <tr> <td>COL Sq Ft</td><td>9</td><td>Cu Ft</td><td>13</td></tr> </table>	Dimensions	D	W	H	Overall	16 ½	17	41 ½	Seat	15 ½	17	31	Upholstery	Shipping			COM Ydg	¾	Ctn Wt	28	COL Sq Ft	9	Cu Ft	13	COM \$469 A \$485 B \$502 COL/C \$531 D \$569 E \$608 F \$666 G \$731 H \$796 I \$904 J \$1,030 L1 \$743 L2 \$810
Dimensions	D	W	H																								
Overall	16 ½	17	41 ½																								
Seat	15 ½	17	31																								
Upholstery	Shipping																										
COM Ydg	¾	Ctn Wt	28																								
COL Sq Ft	9	Cu Ft	13																								
<b>Barstool</b> 	<b>208D Uph. Seat/Back</b>  GSA Contract SIN #33721	<table> <tr> <th>Dimensions</th><th>D</th><th>W</th><th>H</th></tr> <tr> <td>Overall</td><td>16 ½</td><td>17</td><td>41 ½</td></tr> <tr> <td>Seat</td><td>15 ½</td><td>17</td><td>31</td></tr> <tr> <th>Upholstery</th><th colspan="3">Shipping</th></tr> <tr> <td>COM Ydg</td><td>¾</td><td>Ctn Wt</td><td>28</td></tr> <tr> <td>COL Sq Ft</td><td>9</td><td>Cu Ft</td><td>13</td></tr> </table>	Dimensions	D	W	H	Overall	16 ½	17	41 ½	Seat	15 ½	17	31	Upholstery	Shipping			COM Ydg	¾	Ctn Wt	28	COL Sq Ft	9	Cu Ft	13	COM \$561 A \$581 B \$602 COL/C \$643 D \$693 E \$744 F \$822 G \$907 H \$996 I \$1,135 J \$1,303 L1 \$924 L2 \$1,012
Dimensions	D	W	H																								
Overall	16 ½	17	41 ½																								
Seat	15 ½	17	31																								
Upholstery	Shipping																										
COM Ydg	¾	Ctn Wt	28																								
COL Sq Ft	9	Cu Ft	13																								

Description	1 Model	Specifications	List Price Per Grade																								
Swivel Barstool	<b>209A Wood Seat</b> <b>209B Uph. Back</b> <ul style="list-style-type: none"> <li>optional laser engraving back imprint, specify location and size - see page 29 for details. (A model only)</li> <li>360° swivel</li> <li>optional self-centering swivel plate - no upcharge, please specify when ordering</li> </ul>	<table> <tr> <th>Dimensions</th><th>D</th><th>W</th><th>H</th></tr> <tr> <td>Overall</td><td>20</td><td>18</td><td>44</td></tr> <tr> <td>Seat</td><td>15 ½</td><td>17</td><td>31</td></tr> <tr> <th>Upholstery</th><th colspan="3">Shipping</th></tr> <tr> <td>COM Ydg</td><td>¾</td><td>Ctn Wt</td><td>31</td></tr> <tr> <td>COL Sq Ft</td><td>9</td><td>Cu Ft</td><td>13</td></tr> </table>	Dimensions	D	W	H	Overall	20	18	44	Seat	15 ½	17	31	Upholstery	Shipping			COM Ydg	¾	Ctn Wt	31	COL Sq Ft	9	Cu Ft	13	<b>Wood Seat</b> \$591 <b>COM</b> \$624 <b>A</b> \$640 <b>B</b> \$650 <b>COL/C</b> \$669 <b>D</b> \$695 <b>E</b> \$720 <b>F</b> \$760 <b>G</b> \$803 <b>H</b> \$847 <b>I</b> \$916 <b>J</b> \$1,002 <b>L1</b> \$812 <b>L2</b> \$856
Dimensions	D	W	H																								
Overall	20	18	44																								
Seat	15 ½	17	31																								
Upholstery	Shipping																										
COM Ydg	¾	Ctn Wt	31																								
COL Sq Ft	9	Cu Ft	13																								

Swivel Barstool	<b>209C Uph. Seat</b> <ul style="list-style-type: none"> <li>optional laser engraving back imprint, specify location and size - see page 29 for details.</li> <li>360° swivel</li> <li>optional self-centering swivel plate - no upcharge, please specify when ordering</li> </ul>	<table> <tr> <th>Dimensions</th><th>D</th><th>W</th><th>H</th></tr> <tr> <td>Overall</td><td>20</td><td>18</td><td>44</td></tr> <tr> <td>Seat</td><td>15 ½</td><td>17</td><td>31</td></tr> <tr> <th>Upholstery</th><th colspan="3">Shipping</th></tr> <tr> <td>COM Ydg</td><td>¾</td><td>Ctn Wt</td><td>31</td></tr> <tr> <td>COL Sq Ft</td><td>9</td><td>Cu Ft</td><td>13</td></tr> </table>	Dimensions	D	W	H	Overall	20	18	44	Seat	15 ½	17	31	Upholstery	Shipping			COM Ydg	¾	Ctn Wt	31	COL Sq Ft	9	Cu Ft	13	<b>COM</b> \$597 <b>A</b> \$617 <b>B</b> \$632 <b>COL/C</b> \$662 <b>D</b> \$700 <b>E</b> \$738 <b>F</b> \$795 <b>G</b> \$859 <b>H</b> \$928 <b>I</b> \$1,032 <b>J</b> \$1,159 <b>L1</b> \$873 <b>L2</b> \$940
Dimensions	D	W	H																								
Overall	20	18	44																								
Seat	15 ½	17	31																								
Upholstery	Shipping																										
COM Ydg	¾	Ctn Wt	31																								
COL Sq Ft	9	Cu Ft	13																								

**To Order, Specify:**

- 1 Model Number
- 2 Wood Species - Beech (B)
- 3 Wood Seat Finish/Color
- 4 Metal Frame Color
- 5 Fabric Selection - vendor, pattern and color
- 6 Optional Clear Leg Protectors - add \$20 list per chair for set of 4

**Specifications**

- Wood species - Beech.
- 18 gauge metal frame.
- Seat is upholstered with 1 ½" polyurethane foam and synthetic sheet webbing for added comfort.
- Standard with 1 ¼" clear K-resin rocker glides.
- Legs 1 ¼" square tube.
- Stretcher rim and seat rim ¾" square tube.

**3 Wood Finish/Color Options:****Maple**

CAG Aged Ash Coordinate	CFO Fossil Coordinate
ALM Ale Medium	CGR Graphite Coordinate
AUB Auburn	HRV Harvest
BRL Barley	HEN Henna
CBE Blonde Echo Coordinate	CHL High Line Coordinate
BBM Bourbon Medium	HNY Honey
CBZ Brazilwood Coordinate	CKC Khaki Coordinate
BRW Brownie	LGC Legacy
BRM Brighton Medium	MCH Mocha
BUT Butterscotch	NTD Night Owl
CAN Canyon	NUT Nut Brown
CIN Cinnamon	COA Oatmeal Cook Coordinate
CIT Citron	CPI Pinnacle Walnut Coordinate
CLA Classic	PRL Praline
CCF Coffee Coordinate	SAF Saffron
CLL Collectors	SIE Sienna
CCR Cremello Coordinate	CST Studio Teak Coordinate
DES Desert	TOF Toffee
EAR Earthy	TRF Truffle
ECU Ecru	VEN Venetian
ESP Espresso	CVI Vintage Coordinate
FLX Flax	CWH Walnut Heights Coordinate
CFL Florence Walnut Coordinate	CWE Weathered Ash Coordinate

**Color - Add \$38 list per item**

BKD Backdrop	GRV Greek Villa
BFX Black Fox	GLF Gulf Stream
BWH Bright White	HTB Heartthrob
CGP Cargo Pants	NET Network Gray
CHT Chatroom	NWH Nonchalant White
DSY Daisy	PAR Paradise
DRG Daring	QXP Quixotic Plum
DYN Dynamo	RBZ Relic Bronze
ENG Enigma	SND Sandbank
FRR French Roast	STM Storm
GBY Georgian Bay	TRC Tricorn Black

**4 Metal Frame Tier/Color:****Tier 1:**

MBK Matte Black

**Tier 2: Add \$42 list**

ASL Arctic Silver	PEW Pewter
BWH Bright White	SNK Soft Nickel


**Tier 3: Add \$83 list**

CAR Carmine Red	SPB Sapphire Blue
LGR Leaf Green	TBL Traffic Blue
PPB Purple Violet	ZYL Zinc Yellow
SIG Signal Orange	

**Tier 4: Add \$125 list**

BRD Beige Red	SAL Salmon Orange
COP Copper Brown	SGR Signal Green
HYL Honey Yellow	SGY Silk Grey
MTQ Mint Turquoise	TQP Turquoise Pastel
OGR Olive Green	TRD Traffic Red
QZG Quartz Grey	MHB Mahogany Brown

- 5 See a selection of graded in fabric manufacturers and patterns on pages 20-28 Contact Customer Service for additional fabric options.

Description	1 Model	Specifications	List Price Per Grade																								
<div>Swivel Barstool</div> <div></div>	<b>209D Uph. Seat/Back</b> <ul style="list-style-type: none"><li>• 360° swivel</li><li>• optional self-centering swivel plate - no upcharge, please specify when ordering</li></ul>	<table><tr><th>Dimensions</th><th>D</th><th>W</th><th>H</th></tr><tr><td>Overall</td><td>20</td><td>18</td><td>44</td></tr><tr><td>Seat</td><td>15 ½</td><td>17</td><td>31</td></tr><tr><th>Upholstery</th><th colspan="3">Shipping</th></tr><tr><td>COM Ydg</td><td>¾</td><td>Ctn Wt</td><td>31</td></tr><tr><td>COL Sq Ft</td><td>9</td><td>Cu Ft</td><td>13</td></tr></table>	Dimensions	D	W	H	Overall	20	18	44	Seat	15 ½	17	31	Upholstery	Shipping			COM Ydg	¾	Ctn Wt	31	COL Sq Ft	9	Cu Ft	13	<div>COM \$688</div> <div>A \$710</div> <div>B \$733</div> <div>COL/C \$773</div> <div>D \$822</div> <div>E \$873</div> <div>F \$951</div> <div>G \$1,035</div> <div>H \$1,126</div> <div>I \$1,265</div> <div>J \$1,434</div> <div>L1 \$1,052</div> <div>L2 \$1,142</div>
	Dimensions	D	W	H																							
	Overall	20	18	44																							
	Seat	15 ½	17	31																							
	Upholstery	Shipping																									
	COM Ydg	¾	Ctn Wt	31																							
	COL Sq Ft	9	Cu Ft	13																							
	GSA Contract SIN #33721																										

To Order, Specify:

- 1 Model Number
- 2 Wood Species - Beech (B)
- 3 Wood Seat Finish/Color
- 4 Metal Frame Color
- 5 Fabric Selection - vendor, pattern and color
- 6 Optional Clear Leg Protectors - add \$20 list per chair for set of 4

Specifications

- Wood species - Beech.
- 18 gauge metal frame.
- Seat is upholstered with 1 1/2" polyurethane foam and synthetic sheet webbing for added comfort.
- Standard with 1 1/4" clear K-resin rocker glides.
- Legs 1 1/4" square tube.
- Stretcher rim and seat rim 3/4" square tube.

3 Wood Finish/Color Options:

<b>Maple</b>		CFO	Fossil Coordinate
CAG	Aged Ash Coordinate	CGR	Graphite Coordinate
ALM	Ale Medium	HRV	Harvest
AUB	Auburn	HEN	Henna
BRL	Barley	CHL	High Line Coordinate
CBE	Blonde Echo Coordinate	HNY	Honey
BBM	Bourbon Medium	CKC	Khaki Coordinate
CBZ	Brazilwood Coordinate	LGC	Legacy
BRW	Brownie	MCH	Mocha
BRM	Brighton Medium	NTO	Night Owl
BUT	Butterscotch	NUT	Nut Brown
CAN	Canyon	COA	Oatmeal Cook Coordinate
CIN	Cinnamon	CPI	Pinnacle Walnut Coordinate
CIT	Citron	PRL	Praline
CLA	Classic	SAF	Saffron
CCF	Coffee Coordinate	SIE	Sienna
CLL	Collectors	CST	Studio Teak Coordinate
CCR	Cremello Coordinate	TOF	Toffee
DES	Desert	TRF	Truffle
EAR	Earthy	VEN	Venetian
ECU	Ecru	CVI	Vintage Coordinate
ESP	Espresso	CWH	Walnut Heights Coordinate
FLX	Flax	CWE	Weathered Ash Coordinate
CFL	Florence Walnut Coordinate		

Color - Add \$38 list per item

BKD	Backdrop	GRV	Greek Villa
BFX	Black Fox	GLF	Gulf Stream
BWH	Bright White	HTB	Heartthrob
CGP	Cargo Pants	NET	Network Gray
CHT	Chatroom	NWH	Nonchalant White
DSY	Daisy	PAR	Paradise
DRG	Daring	QXP	Quixotic Plum
DYN	Dynamo	RBZ	Relic Bronze
ENG	Enigma	SND	Sandbank
FRR	French Roast	STM	Storm
GBY	Georgian Bay	TRC	Tricorn Black

4 Metal Frame Tier/Color:

<b>Tier 1:</b>			
MBK Matte Black			
<b>Tier 2: Add \$42 list</b>			
ASL	Arctic Silver	PEW	Pewter
BWH	Bright White	SNK	Soft Nickel
<b>Tier 3: Add \$83 list</b>			
CAR	Carmine Red	SPB	Sapphire Blue
LGR	Leaf Green	TBL	Traffic Blue
PPB	Purple Violet	ZYL	Zinc Yellow
SIG	Signal Orange		
<b>Tier 4: Add \$125 list</b>			
BRD	Beige Red	SAL	Salmon Orange
COP	Copper Brown	SGR	Signal Green
HYL	Honey Yellow	SGY	Silk Grey
MTQ	Mint Turquoise	TQP	Turquoise Pastel
OGF	Olive Green	TRD	Traffic Red
QZG	Quartz Grey	MHB	Mahogany Brown

5 See a selection of graded in fabric manufacturers and patterns on pages 20-28 Contact Customer Service for additional fabric options.

## Avini Lounge Order Check List:



### Specify:

- ☐ 1. Model Number
- ☐ 2. Wood Species - Maple (M)
- ☐ 3. Wood Finish/Color
- ☐ 4. Fabric Selection - vendor, pattern and color
- ☐ 5. Optional Rubber Cushion Nylon Glides - no upcharge

### Example:

<b>AV1021W</b> (model #)	<b>M</b> (wood species)	<b>AUB</b> (finish)	<b>MOMENTUM</b> (fabric vendor)	<b>VOX</b> (pattern name)	<b>MYSTIC</b> (pattern color)
-----------------------------	----------------------------	------------------------	------------------------------------	------------------------------	----------------------------------

### 1. Model Number

### 2. Wood Species - Maple (M)

### 3. Wood Seat Finish/Color Options:

CAG Aged Ash Coordinate	CFO Fossil Coordinate
ALM Ale Medium	CGR Graphite Coordinate
AUB Auburn	HRV Harvest
BRL Barley	HEN Henna
CBE Blonde Echo Coordinate	CHL High Line Coordinate
BBM Bourbon Medium	HNY Honey
CBZ Brazilwood Coordinate	CKC Khaki Coordinate
BRM Brighton Medium	LGC Legacy
BRW Brownie	MCH Mocha
BUT Butterscotch	NTD Night Owl
CAN Canyon	NUT Nut Brown
CIN Cinnamon	COA Oatmeal Cookie Coordinate
CIT Citron	CPI Pinnacle Walnut Coordinate
CLA Classic	PRL Praline
CCF Coffee Coordinate	SAF Saffron
CLL Collectors	SIE Sienna
CCR Cremello Coordinate	CST Studio Teak Coordinate
DES Desert	TOF Toffee
EAR Earthy	TRF Truffle
ECU Ecru	VEN Venetian
ESP Espresso	CVI Vintage Coordinate
FLX Flax	CWH Walnut Heights Coordinate
CFL Florence Walnut Coordinate	CWE Weathered Ash Coordinate

### Color - Add \$38 list per item

BKD Backdrop	GRV Greek Villa
BFX Black Fox	GLF Gulf Stream
BWH Bright White	HTB Heartthrob
CGP Cargo Pants	NET Network Gray
CHT Chatroom	NWH Nonchalant White
DSY Daisy	PAR Paradise
DRG Daring	QXP Quixotic Plum
DYN Dynamo	RBZ Relic Bronze
ENG Enigma	SND Sandbank
FRR French Roast	STM Storm
GBY Georgian Bay	TRC Tricorn Black

### 4. Fabric Selection - Please supply the following:

Fabric vendor  
Pattern name  
Pattern color

[For a complete list of JSI Graded-In Fabric click here](#)

When specifying contrasting upholstery, indicate clearly which upholstery is to be applied to the seat, back and arms. Use higher grade pricing.

- Indicate direction of fabric - Railroaded or Up the Roll
- Please provide illustration, if available

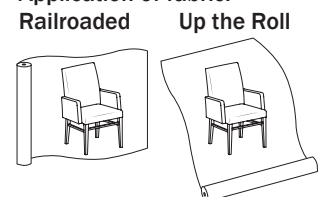
### All COM orders must include the following:

- Vendor's name, pattern name and color
- Sample of the fabric attached to order
- Model numbers of items for fabric application
- Special application instructions (e.g., all stripes will be applied front to back unless specified otherwise)
- Customer and purchase order number





Ship prepaid COM material to:

JSI  
Attn: COM Department  
201 East Martin Street  
Receiving B, Dock 71  
Orleans, IN 47452

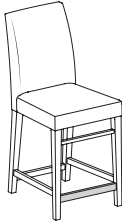
Application of fabric:




All COM orders will ship at standard lead time from receipt of COM except for orders requiring special custom matched finishes.

Description	① Model	Specifications	List Price Per Grade																														
<b>Armless</b> 	<b>AV1023D</b> · upholstered seat and back  GSA Contract SIN #33721	<table><tr><th>Dimensions</th><th>D</th><th>W</th><th>H</th></tr><tr><td>Overall</td><td>23 ½</td><td>21 ½</td><td>37</td></tr><tr><td>Seat</td><td>18</td><td>21 ½</td><td>18 ½</td></tr><tr><th colspan="2">Upholstery</th><th colspan="2">Shipping</th></tr><tr><td>COM Ydg</td><td>2</td><td>Ctn Wt</td><td>22</td></tr><tr><td>COL Sq Ft</td><td>40</td><td>Cu Ft</td><td>14</td></tr></table>	Dimensions	D	W	H	Overall	23 ½	21 ½	37	Seat	18	21 ½	18 ½	Upholstery		Shipping		COM Ydg	2	Ctn Wt	22	COL Sq Ft	40	Cu Ft	14	COM \$900 A \$935 B \$980 COL/C \$1,059 D \$1,160 E \$1,261 F \$1,419 G \$1,587 H \$1,768 I \$2,047 J \$2,384 L1 \$1,621 L2 \$1,800						
		Dimensions	D	W	H																												
		Overall	23 ½	21 ½	37																												
		Seat	18	21 ½	18 ½																												
		Upholstery		Shipping																													
		COM Ydg	2	Ctn Wt	22																												
		COL Sq Ft	40	Cu Ft	14																												
		<b>Armless</b> 	<b>AV1023E</b> · upholstered seat and back · solid maple crown  GSA Contract SIN #33721	<table><tr><th>Dimensions</th><th>D</th><th>W</th><th>H</th></tr><tr><td>Overall</td><td>23 ½</td><td>21 ½</td><td>37</td></tr><tr><td>Seat</td><td>18</td><td>21 ½</td><td>18 ½</td></tr><tr><th colspan="2">Upholstery</th><th colspan="2">Shipping</th></tr><tr><td>COM Ydg</td><td>2</td><td>Ctn Wt</td><td>22</td></tr><tr><td>COL Sq Ft</td><td>40</td><td>Cu Ft</td><td>14</td></tr></table>	Dimensions	D	W	H	Overall	23 ½	21 ½	37	Seat	18	21 ½	18 ½	Upholstery		Shipping		COM Ydg	2	Ctn Wt	22	COL Sq Ft	40	Cu Ft	14	COM \$979 A \$1,016 B \$1,062 COL/C \$1,140 D \$1,241 E \$1,345 F \$1,502 G \$1,669 H \$1,850 I \$2,128 J \$2,466 L1 \$1,704 L2 \$1,883				
				Dimensions	D	W	H																										
				Overall	23 ½	21 ½	37																										
Seat	18			21 ½	18 ½																												
Upholstery				Shipping																													
COM Ydg	2			Ctn Wt	22																												
COL Sq Ft	40			Cu Ft	14																												
<b>Wood Arm</b> 	<b>AV1021W</b> · upholstered seat and back  GSA Contract SIN #33721			<table><tr><th>Dimensions</th><th>D</th><th>W</th><th>H</th></tr><tr><td>Overall</td><td>23 ½</td><td>23 ½</td><td>37</td></tr><tr><td>Seat</td><td>18</td><td>21 ½</td><td>18 ½</td></tr><tr><td>Arm</td><td></td><td></td><td>26</td></tr><tr><th colspan="2">Upholstery</th><th colspan="2">Shipping</th></tr><tr><td>COM Ydg</td><td>2</td><td>Ctn Wt</td><td>23</td></tr><tr><td>COL Sq Ft</td><td>40</td><td>Cu Ft</td><td>14</td></tr></table>	Dimensions	D	W	H	Overall	23 ½	23 ½	37	Seat	18	21 ½	18 ½	Arm			26	Upholstery		Shipping		COM Ydg	2	Ctn Wt	23	COL Sq Ft	40	Cu Ft	14	COM \$924 A \$961 B \$1,006 COL/C \$1,083 D \$1,184 E \$1,287 F \$1,443 G \$1,610 H \$1,791 I \$2,072 J \$2,408 L1 \$1,645 L2 \$1,825
				Dimensions	D	W	H																										
				Overall	23 ½	23 ½	37																										
		Seat	18	21 ½	18 ½																												
		Arm			26																												
		Upholstery		Shipping																													
		COM Ydg	2	Ctn Wt	23																												
		COL Sq Ft	40	Cu Ft	14																												
		<b>Upholstered Arm</b> 	<b>AV1021U</b> · upholstered seat, back and arms  GSA Contract SIN #33721	<table><tr><th>Dimensions</th><th>D</th><th>W</th><th>H</th></tr><tr><td>Overall</td><td>23 ½</td><td>24</td><td>37</td></tr><tr><td>Seat</td><td>18</td><td>21 ½</td><td>18 ½</td></tr><tr><td>Arm</td><td></td><td></td><td>26</td></tr><tr><th colspan="2">Upholstery</th><th colspan="2">Shipping</th></tr><tr><td>COM Ydg</td><td>3</td><td>Ctn Wt</td><td>25</td></tr><tr><td>COL Sq Ft</td><td>60</td><td>Cu Ft</td><td>14</td></tr></table>	Dimensions	D	W	H	Overall	23 ½	24	37	Seat	18	21 ½	18 ½	Arm			26	Upholstery		Shipping		COM Ydg	3	Ctn Wt	25	COL Sq Ft	60	Cu Ft	14	COM \$1,172 A \$1,223 B \$1,291 COL/C \$1,410 D \$1,560 E \$1,712 F \$1,948 G \$2,202 H \$2,470 I \$2,891 J \$3,396 L1 \$2,251 L2 \$2,522
				Dimensions	D	W	H																										
Overall	23 ½			24	37																												
Seat	18			21 ½	18 ½																												
Arm					26																												
Upholstery				Shipping																													
COM Ydg	3			Ctn Wt	25																												
COL Sq Ft	60			Cu Ft	14																												



Description	1 Model	Specifications				List Price Per Grade	
<div>Counter Height Stool</div> <div></div>	<div>AV1024D</div> <div><ul style="list-style-type: none"><li>· upholstered seat and back</li><li>· stainless steel foot rest</li></ul></div> <div>GSA Contract SIN #33721</div>	Dimensions	D	W	H	COM	\$1,056
		Overall	22	17 ½	40	A	\$1,095
		Seat	16 ½	17 ½	24 ½	B	\$1,139
		Upholstery	Shipping			COL/C	\$1,219
		COM Ydg	2	Ctn Wt	25	D	\$1,319
		COL Sq Ft	40	Cu Ft	11	E	\$1,421
						F	\$1,577
						G	\$1,746
						H	\$1,926
						I	\$2,207
				J	\$2,544		
				L1	\$1,779		
				L2	\$1,960		

Counter Height Stool



AV1024E

- upholstered seat and back
- solid maple crown
- stainless steel foot rest

GSA Contract SIN #33721

Dimensions	D	W	H
Overall	22	17 ½	40
Seat	16 ½	17 ½	24 ½
Upholstery		Shipping	
COM Ydg	2	Ctn Wt	25
COL Sq Ft	40	Cu Ft	11

COM \$1,136

A \$1,176

B \$1,221

COL/C \$1,300

D \$1,400

E \$1,504

F \$1,659

G \$1,828

H \$2,008

I \$2,288

J \$2,626

L1 \$1,862

L2 \$2,042

**To Order, Specify:**

- 1 Model Number
- 2 Wood Species - Maple (M)
- 3 Wood Finish/Color
- 4 Fabric Selection - vendor, pattern and color
- 5 Optional Rubber Cushion Nylon Glides - no upcharge

**Specifications**

- Wood species - Maple.
- Seat is upholstered with 2 ½" high density polyurethane foam and synthetic sheet webbing for added comfort.
- Seat has single needle top stitch detail for added style and durability.
- Back is upholstered with 1" polyurethane foam.
- Arms are upholstered with polyurethane foam.
- Mortise and tenon construction with corner blocks, glue and screws.
- Standard with rubber cushion metal glides.

**3 Wood Finish/Color Options:****Maple**

CAG	Aged Ash Coordinate
ALM	Ale Medium
AUB	Auburn
BRL	Barley
CBE	Blonde Echo Coordinate
BBM	Bourbon Medium
CBZ	Brazilwood Coordinate
BRM	Brighton Medium
BRW	Brownie
BUT	Butterscotch
CAN	Canyon
CIN	Cinnamon
CIT	Citron
CLA	Classic
CCF	Coffee Coordinate
CLL	Collectors
CCR	Cremello Coordinate
DES	Desert
EAR	Earthy
ECU	Ecu
ESP	Espresso
FLX	Flax
CFL	Florence Walnut Coordinate


CFO	Fossil Coordinate
CGR	Graphite Coordinate
HRV	Harvest
HEN	Henna
CHL	High Line Coordinate
HNY	Honey
CKC	Khaki Coordinate
LGC	Legacy
MCH	Mocha
NTO	Night Owl
NUT	Nut Brown
COA	Oatmeal Cook Coordinate
CPI	Pinnacle Walnut Coordinate
PRL	Praline
SAF	Saffron
SIE	Sienna
CST	Studio Teak Coordinate
TOF	Toffee
TRF	Truffle
VEN	Venetian
CVI	Vintage Coordinate
CWH	Walnut Heights Coordinate
CWE	Weathered Ash Coordinate


**Color - Add \$38 list per item**

BKD	Backdrop	GRV	Greek Villa
BFX	Black Fox	GLF	Gulf Stream
BWH	Bright White	HTB	Hearththrob
CGP	Cargo Pants	NET	Network Gray
CHT	Chatroom	NWH	Nonchalant White
DSY	Daisy	PAR	Paradise
DRG	Daring	QXP	Quixotic Plum
DYN	Dynamo	RBZ	Relic Bronze
ENG	Enigma	SND	Sandbank
FRR	French Roast	STM	Storm
GBY	Georgian Bay	TRC	Tricorn Black

- 4 See a selection of graded in fabric manufacturers and patterns on pages 20-28 Contact Customer Service for additional fabric options.



Description	① Model	Specifications			List Price Per Grade		
<div>Barstool</div> <div></div>	<div>AV1028D</div> <div><ul style="list-style-type: none"><li>· upholstered seat and back</li><li>· stainless steel foot rest</li></ul></div> <div>GSA Contract SIN #33721</div>	Dimensions	D	W	H	COM	\$1,056
		Overall	22	17 ½	46	A	\$1,095
		Seat	16 ½	17 ½	30 ½	B	\$1,139
		Upholstery	Shipping			COL/C	\$1,219
		COM Ydg	2	Ctn Wt	25	D	\$1,319
		COL Sq Ft	40	Cu Ft	12	E	\$1,421
						F	\$1,577
						G	\$1,746
						H	\$1,926
						I	\$2,207
				J	\$2,544		
				L1	\$1,779		
				L2	\$1,960		

<div>Barstool</div> <div></div>	<div>AV1028E</div> <div><ul style="list-style-type: none"><li>· upholstered seat and back</li><li>· solid maple crown</li><li>· stainless steel foot rest</li></ul></div> <div>GSA Contract SIN #33721</div>	Dimensions	D	W	H	COM	\$1,136
		Overall	22	17 ½	46	A	\$1,176
		Seat	16 ½	17 ½	30 ½	B	\$1,221
		Upholstery	Shipping			COL/C	\$1,300
		COM Ydg	2	Ctn Wt	25	D	\$1,400
		COL Sq Ft	40	Cu Ft	12	E	\$1,504
						F	\$1,659
						G	\$1,828
						H	\$2,008
						I	\$2,288
				J	\$2,626		
				L1	\$1,862		
				L2	\$2,042		

**To Order, Specify:**

- ① Model Number
- ② Wood Species - Maple (M)
- ③ Wood Finish/Color
- ④ Fabric Selection - vendor, pattern and color
- ⑤ Optional Rubber Cushion Nylon Glides - no upcharge

**Specifications**

- Wood species - Maple.
- Seat is upholstered with 2 ½" high density polyurethane foam and synthetic sheet webbing for added comfort.
- Seat has single needle top stitch detail for added style and durability.
- Back is upholstered with 1" polyurethane foam.
- Arms are upholstered with polyurethane foam.
- Mortise and tenon construction with corner blocks, glue and screws.
- Standard with rubber cushion metal glides.

**③ Wood Finish/Color Options:**

**Maple**

CAG Aged Ash Coordinate	CFO Fossil Coordinate
ALM Ale Medium	CGR Graphite Coordinate
AUB Auburn	HRV Harvest
BRL Barley	HEN Henna
CBE Blonde Echo Coordinate	CHL High Line Coordinate
BBM Bourbon Medium	HNY Honey
CBZ Brazilwood Coordinate	CKC Khaki Coordinate
BRM Brighton Medium	LGC Legacy
BRW Brownie	MCH Mocha
BUT Butterscotch	NTO Night Owl
CAN Canyon	NUT Nut Brown
CIN Cinnamon	COA Oatmeal Cook Coordinate
CIT Citron	CPI Pinnacle Walnut Coordinate
CLA Classic	PRL Praline
CCF Coffee Coordinate	SAF Saffron
CLL Collectors	SIE Sienna
CCR Cremello Coordinate	CST Studio Teak Coordinate
DES Desert	TOF Toffee
EAR Earthy	TRF Truffle
ECU Ecu	VEN Venetian
ESP Espresso	CVI Vintage Coordinate
FLX Flax	CWH Walnut Heights Coordinate
CFL Florence Walnut Coordinate	CWE Weathered Ash Coordinate

**Color - Add \$38 list per item**

BKD Backdrop	GRV Greek Villa
BFX Black Fox	GLF Gulf Stream
BWH Bright White	HTB Heartthrob
CGP Cargo Pants	NET Network Gray
CHT Chatroom	NWH Nonchalant White
DSY Daisy	PAR Paradise
DRG Daring	QXP Quixotic Plum
DYN Dynamo	RBZ Relic Bronze
ENG Enigma	SND Sandbank
FRR French Roast	STM Storm
GBY Georgian Bay	TRC Tricorn Black

- ④ See a selection of graded in fabric manufacturers and patterns on pages 20-28 Contact Customer Service for additional fabric options.

## BeSPACE Order Check List:



### Specify:

- ☐ 1. Model Number
- ☐ 2. Wood Species - Rift Cut White Oak (WK4) or Flat Cut Walnut (WA1)
- ☐ 3. Finish Option - CLK (Clear on Rift Cut White Oak) or CLW (Clear on Flat Cut Walnut)
- ☐ 4. Door or Drawer Front Optional Paint Color (see below for paint color options); add \$38 list per item
- ☐ 5. Metal Leg Color - Matte Black (MBK), Pewter (PEW), Soft Nickel (SNK) or Stardust Silver (STS)
- ☐ 6. Fabric Selection
  - A. Seat - Vendor, Pattern and Color
  - B. Back - Vendor, Pattern and Color
  - C. Deck or Deck and Arm (s) - Vendor, Pattern and Color
- ☐ 7. Glass Color - Clear (GTC01) or Smoke (GTC04)
- ☐ 8. Optional Power Center - Flush Mount (EC22) - Black (B) or White (W); add \$580 list each
- ☐ 9. Optional Black Grommet; add \$93 list each

### Example:

<b>BS2</b> (model #)	<b>WA1</b> (wood species)	<b>CLW</b> (finish)	<b>SNK</b> (metal leg color)	<b>MOMENTUM</b> (fabric vendor)	<b>INSIGHT</b> (pattern name)	<b>FOSSIL</b> (pattern color)
-------------------------	------------------------------	------------------------	---------------------------------	------------------------------------	----------------------------------	----------------------------------

#### 1. Model Number

When specifying contrasting upholstery, indicate clearly the upholstery to be applied to the seat, back, deck or deck and arm(s).

#### 2. Wood Species - Rift Cut White Oak (WK4) or Flat Cut Walnut (WA1)

#### 3. Wood Finish Options:

CLK	Clear on Rift Cut White Oak
CLW	Clear on Flat Cut Walnut

#### 4. Door or Drawer Front Optional Paint Color -

Add \$38 list per item

BKD	Backdrop	GRV	Greek Villa
BFX	Black Fox	NET	Network Gray
BWH	Bright White	NWH	Nonchalant White
CGP	Cargo Pants	STM	Storm
CHT	Chatroom	TRC	Tricorn Black
FRR	French Roast		

#### 5. Metal Leg Color:


MBK	Matte Black	SNK	Soft Nickel
PEW	Pewter	STS	Stardust Silver

#### 6. Fabric Selection - Please supply the following:

Fabric vendor  
Pattern name  
Pattern color

[For a complete list of JSI Graded-In Fabric click here](#)

Contrasting Upholstery - Units can be specified with a contrasting upholstery feature. When this feature is desired the unit **will be priced based on the higher grade fabric** selected for the seat, back, deck or deck and arm(s).



#### All COM orders must include the following:

- Fabric vendor's name, pattern name and color
- Sample of the fabric attached to order
- Model numbers of items for fabric application
- Special application instructions (e.g., all stripes will be applied front to back unless specified otherwise)
- Customer and purchase order number

#### Ship prepaid COM

material to:

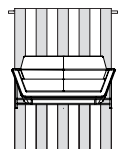
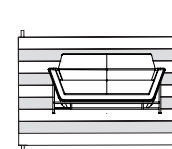
JSI

Attn: COM Department  
201 East Martin Street  
Receiving B, Dock 71  
Orleans, IN 47452

#### Application of fabric:

Railroaded

Up the Roll



#### 7. Glass Color:

GTC01 Clear

GTC04 Smoke

#### 8. Optional Power Center (EC22) - add \$580 list, specify color and location

#### 9. Optional Black Grommet - add \$93 list each

**Seating****Wood Materials**

Exterior surfaces are laminated veneers either in plain sliced walnut or rift cut white oak.

Seating exterior components are made up of layers of hardwood veneer molded to shape and RF cured. Outer veneers are matched for a uniform grain pattern. Exterior plywood is  $\frac{5}{8}$ " thick.

Interior seating frame and support components are made from  $\frac{3}{4}$ " interior grade plywood.

**Metal Materials**

Exterior feet and leg frames are fabricated from 14 gauge steel tubing and welded to pre-set standards.

**Construction**

Seating interior frames are constructed with upholstery grade plywood with precisely cut interlocking joints. All joints are glued and reinforced with staples. Critical joints are fastened with screws to reinforce the joint. Frame components are assembled using t-nuts for metal to metal connection.

**Upholstery Details**

Seating suspension for modular units has a 3- $\frac{1}{2}$ " high-resilience seat foam placed onto sheet webbing for comfort and durability. Back and arm foam is a high density foam for comfort and durability.

Freestanding upholstered units have 6" thick high-resilience seat foam for durability. The bottom of the seat plywood is ventilated to allow the seat foam to breathe. Back and arm foam is a high density foam for comfort and durability.

Single needle top stitch is used on all BeSPACE models.

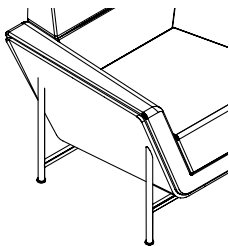
**Exterior Metal Components**

Leg frame is welded to pre-set standards and then the outer surfaces are prepared for powder coating. Leg frame and glide will be same color.

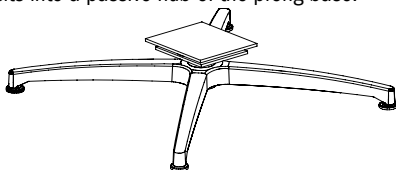
Powder coat finishes available:

Matte Black	MBK
Pewter	PEW
Soft Nickel	SNK
Stardust Silver	STS

Legs with adjustable glides are mounted with internal connections which are embedded into the plywood exterior. The angular cut matches up with the plywood exterior for a floating appearance.

**Special Features**

Model BS-1 Lounge Chair with the swivel mechanism and four prong base with non-adjustable push-in glides features a 360° swivel. The standard 3.5° rearward tilt is welded in to the spindle of the mechanism plate, the spindle sits into a passive hub of the prong base.

**Finish**

To accentuate the beauty of the walnut or white oak veneers a clear finish coat is applied to the exposed plywood shells and platforms.

Exterior Seating Plywood Shell and Platforms are available in two finishes:

Clear Coat on Walnut	CLW
Clear Coat on Rift Cut White Oak	CLK

To reduce hazardous formaldehyde emission we use our proprietary specialty design top coat, DuraTex™. We are proud that our finish is GreenGuard certified.

DuraTex™, offers exceptional hardness along with abrasion and impact resistance, but has been formulated to eliminate hazardous and harmful gases that are normally associated with wood finish.

**DuraTex™ Features**

**Safety** - Significantly reduces hazardous formaldehyde emissions which help improve the quality of the indoor air we breathe.

**Quality** - Developed to be tough and durable with special attention to appearance. The DuraTex™ finish provides a safe solution and still preserves the natural beauty of wood.

**Durability** - Designed to meet a wide range of demanding performance and environmental standards to withstand even the highest wear and tear.

**Care and Maintenance****Care of Upholstery Surfaces**

Cleanability will vary based on the fabric type. For best results, a professional service is recommended. Dirt and crumbs may be gently brushed or vacuumed off. Spills should be wiped up immediately with a cloth. Vinyl textiles can be cleaned with warm soapy water and wiped down with a warm damp cloth. For more details on any JSI carded fabric and vinyl, please visit our website at [www.jsifurniture.com](http://www.jsifurniture.com) or consult the back of the appropriate swatch card for cleaning codes and any specific instructions. For COM materials, consult with the individual textile manufacturer for cleaning codes and any specific instructions pertaining to your particular fabric.

**Maintenance of Mechanical Parts**

Clean any lint or debris from the moving parts of the base mechanisms. Mechanisms have been designed and tested to not require lubrication under normal conditions however lubricant can be used if needed.

**Metal Components**

Wipe smooth powder coat finishes and textured metals with a damp cloth. For stubborn stains and grease marks, use soap and water. Lightly brush textured metals with a soft, dry brush to remove dirt.

## Casegoods

### Wood Materials

Exterior surfaces are laminated veneers either in plain sliced walnut or rift cut white oak.

Casegood tops are made up of layers of hardwood veneers molded to shape and RF cured. Outer veneers are matched for uniform grain patterns. All casegood tops are  $\frac{3}{4}$ " thick plywood.

Casegood chassis, doors and drawer fronts consist of veneer over composite wood core; all wood core components are  $\frac{3}{4}$ " thick.

### Metal Materials

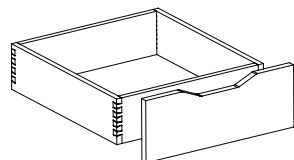
Exterior feet are fabricated using 14 guage steel tubing and 14 guage flat stock.

### Construction

Casegoods are constructed with a series of glued wood dowels and metal-to-wood fastening hardware to reinforce critical joints.

Feet are field installed to prevent shipping damage, pre-bored holes make installation easy. Instructions, feet, and other hardware will be packed inside the carton.

Drawer boxes are constructed from plywood components with dovetail joinery, providing superior tensile strength to the box. Under-mount drawer suspensions are "full extension" which allows the drawers to open fully. The "soft-close" mechanism allows the drawers to close with a slight push. Drawer and door fronts feature a finger pull and are non-locking. Drawers in the BeSPACE product line are not intended for filing.



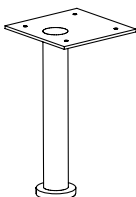
5-sided drawer box

### Casegood Feet

Feet are fabricated with a flat plate which is screwed to the bottom of the casegoods. The feet have an adjustable glide for ease of leveling.

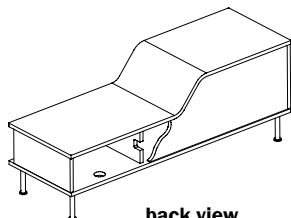
Powder coat finishes available:

Matte Black	MBK
Pewter	PEW
Soft Nickel	SNK
Stardust Silver	STS



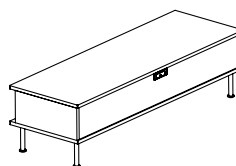
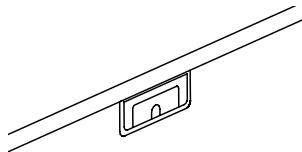
Glide matches powder coat finish selected on feet.

Credenza units have wire pass through incorporated into the interior dividers and bottom panels to allow for wiring to pass easily through the unit. A metal stress-bar runs the full length on the bottom side of the credenzas providing additional support.

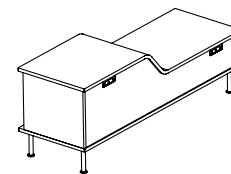


back view

Optional matte black grommets are available in the back panel but must be specified. Grommets are located as shown, center on single height units and two locations on transition height units.



single height



transition height

### Finish

To accentuate the beauty of the walnut or white oak veneer a clear finish coat is applied to the chassis of the BeSPACE products. Drawer and door fronts can be matched with the same clear coat finish on the veneer or may be specified with a painted finish.

### Chassis and Drawer or Door Fronts

Clear Coat on Rift Cut White Oak - CLW

Clear Coat on Walnut - CLK

Drawer/Door Fronts (optional Paint on Maple Veneer) - Add \$36 list per item

Backdrop	BKD	Greek Villa	GRV
Black Fox	BFX	Network Gray	NET
Bright White	BWH	Nonchalant White	NWH
Cargo Pants	CGP	Storm	STM
Chatroom	CHT	Tricorn Black	TRC
French Roast	FRR		

To reduce hazardous formaldehyde emission we use our proprietary specially designed top coat, DuraTex™. We are proud that our finish is GreenGuard certified.

DuraTex™ offers exceptional hardness along with abrasion and impact resistance, but has been formulated to eliminate hazardous and harmful gases that are normally associated with wood finish.

### DuraTex™ Features

**Safety** - Significantly reduces hazardous formaldehyde emissions which help improve the quality of the indoor air we breathe.

**Quality** - Developed to be tough and durable with special attention to appearance. The DuraTex™ finish provides a safe solution and still preserves the natural beauty of wood.

**Durability** - Designed to meet a wide range of demanding performance and environmental standards to withstand even the highest wear and tear.

Glass Tables

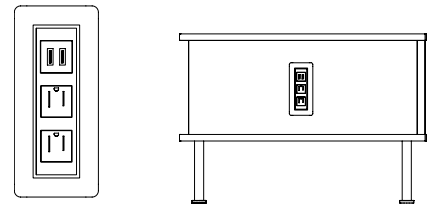
Glass Tops are 1/2" thick tempered and are available in Clear (low iron) or Smoke. Pliable polyurethane bumpers, along with the weight of the top, keeps the glass in place.

- Clear GTC01
- Smoke GTC04

Optional Data/Electrical Components

EC22 Power Center- Flush Mount

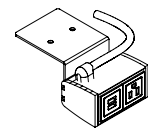
EC22 unit provides electric for two 110 devices and one USB 2-Port Simplex for charging. This factory installed unit is mounted in the front or back panel(s) of modular closed tables. When ordering specify color and location, see below. Power is connected to the building supply with 10' standard three prong cord. Access and storage of excess power cord is provided in the cavity of the tables.



**Note: Power Center color, Black (B) or White (W) must be specified.**

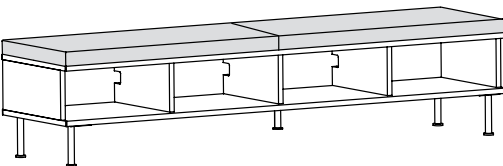
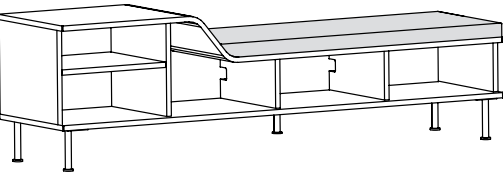
EC21 Power Center - Under Mount

This accessory item features one 110 device and one USB 2-Port Simplex for charging. The EC21 unit is ordered separately and can be mounted on the bottom platform of casegoods and lounge seating, see "Power Center Under Mount" on page 114.



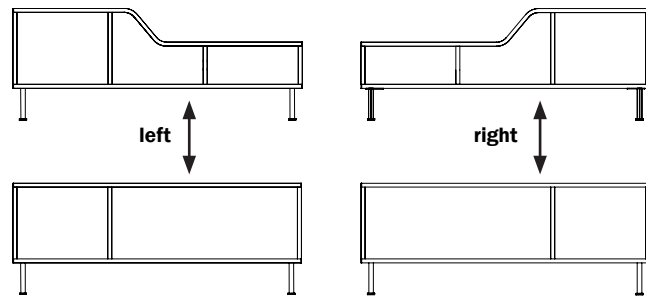
Credenza with Optional Cushions

Bench Height and Transitional Height credenza units can be ordered with an optional factory installed cushion. (Select appropriate fabric grade when pricing the unit). Cushion should not be removed due to permanent attachment.



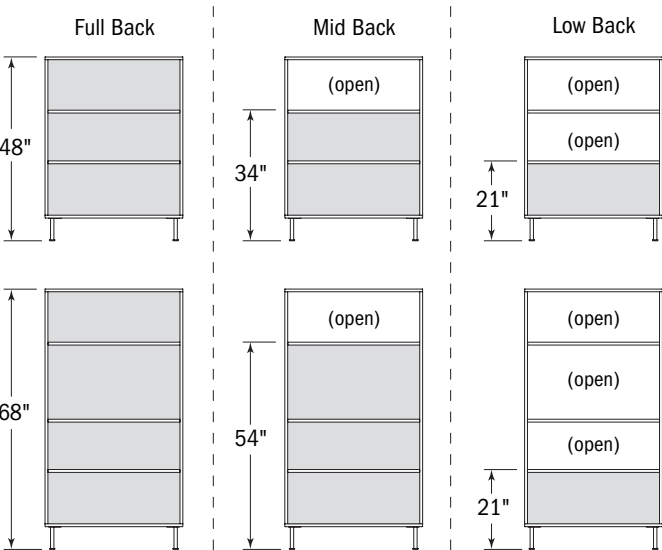
How to determine Left and Right

Left and right is determined by facing the unit; the transitional height unit determines the left or right orientation.



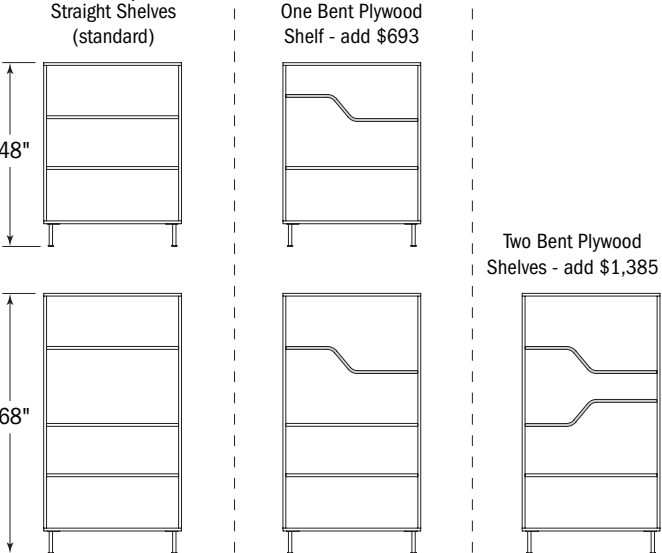
Bookcase Back Heights

Bookcases are available in two heights, 48 and 68 inches tall. When ordering, please specify one of the three back height options; Full Back, Mid Back or Low Back.



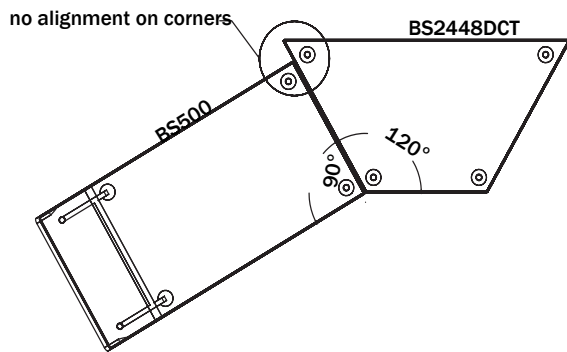
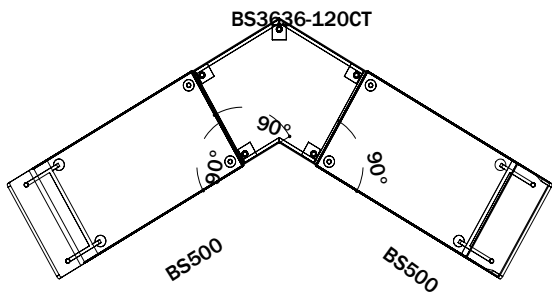
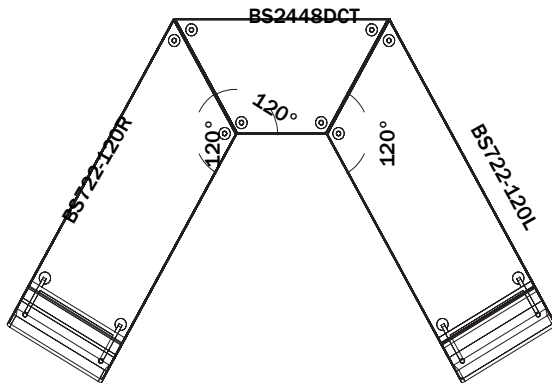
Bookcase Shelving

All bookcase shelves are offered straight as standard. The lowest shelf is always fixed and straight. Upper shelves are adjustable and available with optional bent plywood. The bent plywood shelves are reversible, they can slope in either direction. When ordering bookcases with bent plywood shelves, please specify and add \$693 for one shelf, and \$1,385 for two shelves, to list price.



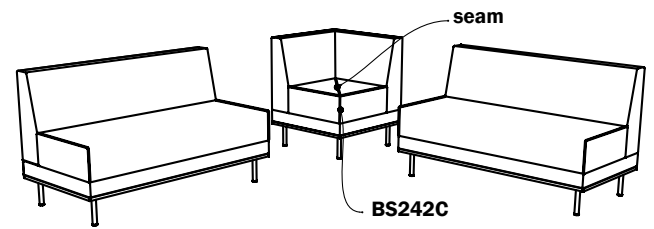
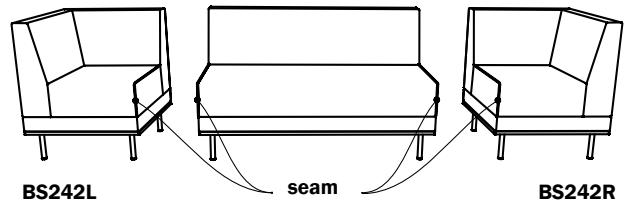
### Modular Tables and Modular Lounge - Connecting

1. To create turns with in a product run, connect 120° units with other 120° units or 90° (square end) units with other 90° (square end) units to create turns.

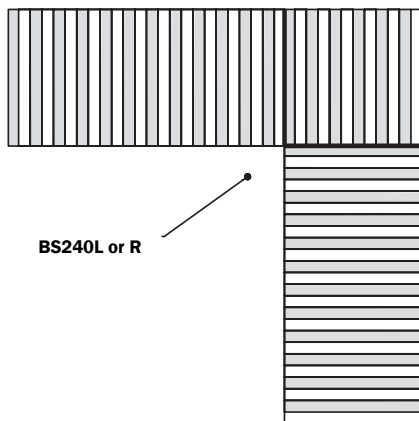
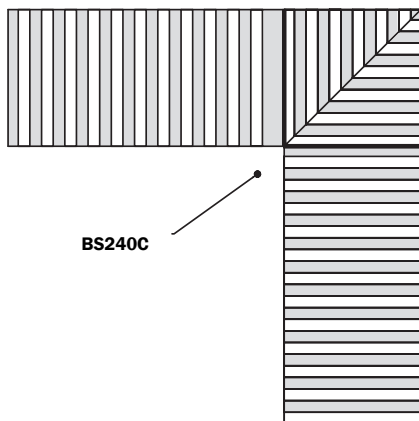


**Note: 120° and 90° (square end) units cannot be connected to one another**

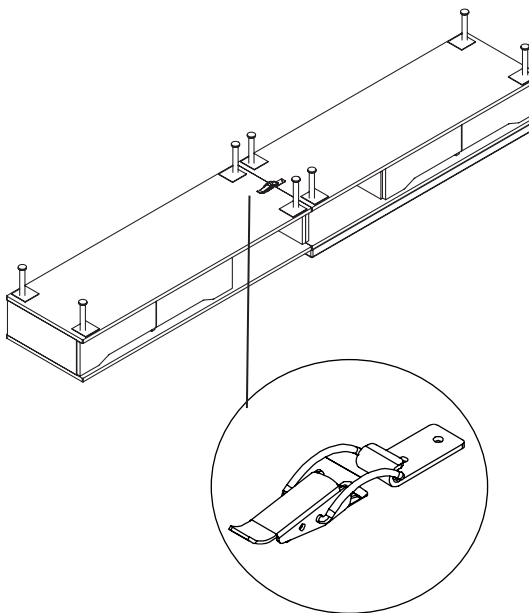
2. For a flat tailored surface corner units will have a seam on the linking side.



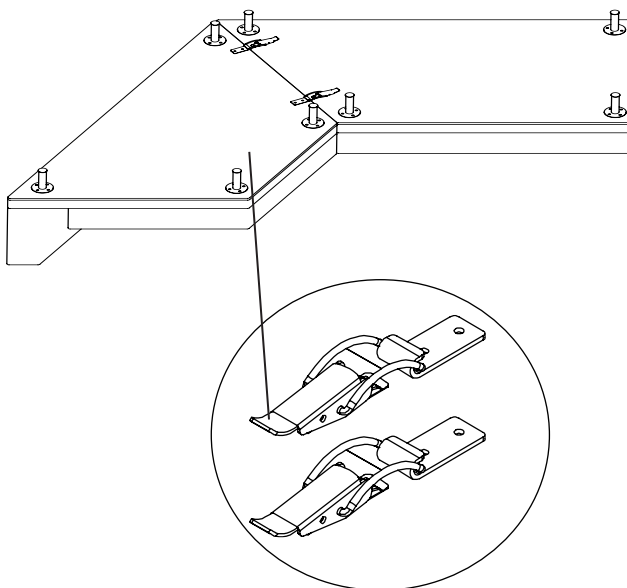
- When using textiles with a pattern or large repeats we recommend specifying the corner units with "C" at the end of the model number. Note there will be a diagonal seam allowing for a textile match. If the upholstery cover is non-directional the diagonal seam will be eliminated.



- Modular tables are shipped with connecting hardware to secure units together. The draw catch style hardware makes connection easy. Pre-bore holes are standard.



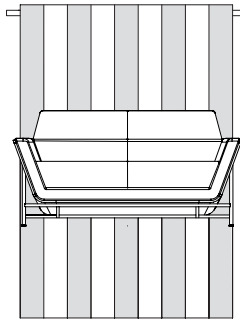
- Modular lounge units are shipped with two sets of connecting hardware to secure them together. The draw catch style hardware makes connection easy. Pre-bore holes are standard.



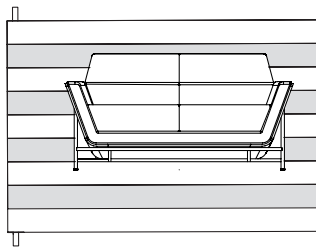
### Upholstery Application

Unless the customer specifies the fabric to be “railroaded”, the fabric will be “cut up the roll”. Additional seaming may be needed pending fabric width and textile repeat match, contact Customer Service with questions.

“Nap” or “Up the Roll” (standard)

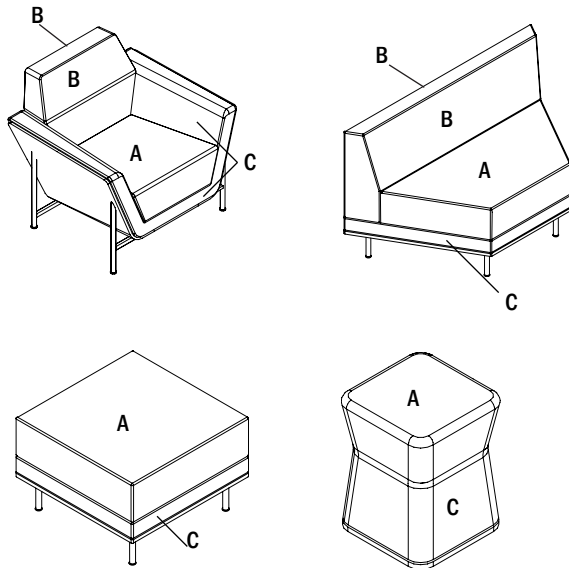


Railroaded (upon request)



### Contrasting Upholstery

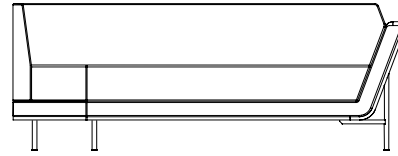
Units can be specified with a contrasting upholstery feature. When this feature is desired the unit will be priced based on the highest grade fabric. At the time of ordering identify the location of each textile according to the following code.




A = Seat  
B = Front Back/Extreme Back  
C = Deck or Deck and Arm (s)

### How to Determine Left and Rights

Left and right is determined as you are seated in the chair.



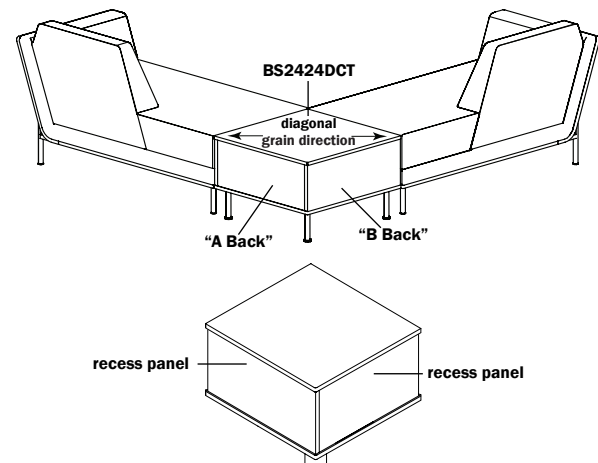
left shown



right shown

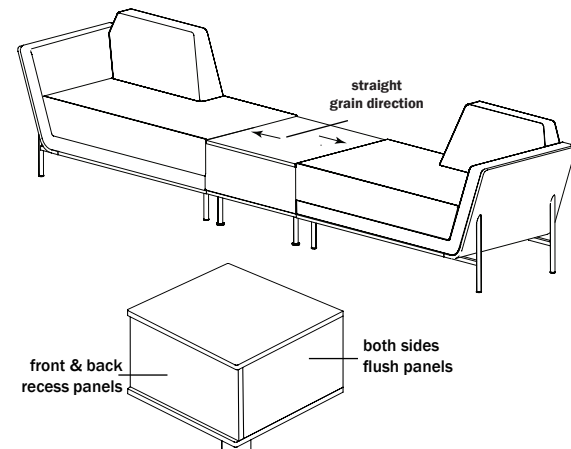
### BS2424DCT Table

This corner table is designed to create a 90° (square end) turn with two modular components as shown in the example below. The “A” or “B” back panels are identified to help specify the location of the EC22 power data unit. When ordering an EC22 specify “A” and/or “B” location. The two back panels are slightly recessed. The grain runs diagonal on the table top.



### BS2424SCT Table

This table is designed to create a straight run of modular components as shown in the example below. The EC22 can be installed in the front or back panel. The front and back panel are slight recessed. The grain on this top runs side to side.





# COM Yardage Requirements for Multiple Fabrics



Model	Description	Seat Only COM Ydg	Back Only COM Ydg	Deck and Arm(s) Only COM Ydg	Deck Only COM Ydg
BS1	Lounge Chair	1.25	1	1.5	0
BS1-S	Swivel Lounge Chair	1.25	1	1.5	0
BS140	Upholstered Pod	0.75	0	0	0.75
BS140W	Upholstered Table	0.75	0	0	0.75
BS2	Sette Lounge	2.5	2	1.5	0
BS230	Ottoman	1	0	0	0
BS240	24" Straight Bench	1.25	0	0	0.5
BS240-122	120° Connecting Bench	2	0	0	0.5
BS240C	24" Corner Bench	1.25	0	0	0.5
BS242-122	120° Connecting Bench with Back	2	2	0	0.5
BS242C	Corner Bench with Back, Center	0.75	2	0	0.5
BS242L	Corner Bench with Back, Left	0.75	2	0	0.5
BS242R	Corner Bench with Back, Right	0.75	2	0	0.5
BS3	Sofa Lounge	3.75	3	1.5	0
BS480	48" Straight Bench	1.5	0	0	0.5
BS480-120L	48" Angled Bench, Left	1.5	0	0	0.5
BS480-120R	48" Angled Bench, Right	1.5	0	0	0.5
BS480-122	48" Dual Angled Bench	1.5	0	0	0.5
BS481L	48" Partial Back Bench, Left	1.5	1.5	0	0.5
BS481R	48" Partial Back Bench, Right	1.5	1.5	0	0.5
BS482	48" Straight Bench with Back	1.5	1.5	0	0.5
BS482-120L	48" Angled Bench with Back, Left	1.5	1.5	0	0.5
BS482-120R	48" Angled Bench with Back, Right	1.5	1.5	0	0.5
BS482-122	48" Dual Angled Bench with Back	1.5	1.5	0	0.5
BS500	50" Open Side Bench	1.5	0	1.25	0
BS500-120L	50" Angled Open Side Bench, Left	1.5	0	1.25	0
BS500-120R	50" Angled Open Side Bench, Right	1.5	0	1.25	0
BS501L	50" Chaise Bench with Partial Back, Left	1.5	1.75	1.25	0
BS501R	50" Chaise Bench with Partial Back, Right	1.5	1.75	1.25	0
BS502-120L	50" Angled Open Side Bench with Back, Left	1.5	1.75	1.25	0
BS502-120R	50" Angled Open Side Bench with Back, Right	1.5	1.75	1.25	0
BS502L	50" Open Side Bench with Back, Left	1.5	1.75	1.25	0
BS502R	50" Open Side Bench with Back, Right	1.5	1.75	1.25	0
BS720	72" Straight Bench	3	0	0	0.75
BS720-120L	72" Angled Bench, Left	3	0	0	0.75
BS720-120R	72" Angled Bench, Right	3	0	0	0.75
BS720-122	72" Dual Angled Bench	3	0	0	0.75
BS721L	72" Partial Back Bench, Left	3	2.25	0	0.75
BS721R	72" Partial Back Bench, Right	3	2.25	0	0.75
BS722	72" Straight Bench with Back	3	3	0	0.75
BS722-120L	72" Angled Bench with Back, Left	3	3	0	0.75
BS722-120R	72" Angled Bench with Back, Right	3	3	0	0.75
BS722-122	72" Dual Angled Bench with Back	3	3	0	0.75
BS740	74" Open Side Bench	3	0	1.5	0
BS740-120L	74" Angled Open Side Bench, Left	3	0	1.5	0
BS740-120R	74" Angled Open Side Bench, Right	3	0	1.5	0
BS741L	74" Chaise Bench with Partial Back, Left	3	2.25	1.5	0
BS741R	74" Chaise Bench with Partial Back, Right	3	2.25	1.5	0
BS742-120L	74" Angled Open Side Bench with Back, Left	2.75	3.5	1.5	0
BS742-120R	74" Angled Open Side Bench with Back, Right	2.75	3.5	1.5	0
BS742L	74" Open Side Bench with Back, Left	2.75	3.5	1.5	0
BS742R	74" Open Side Bench with Back, Right	2.75	3.5	1.5	0
BS750	Freestanding Bench	2.75	0	0	1

## BeSPACE – Compartment - Drawer Sizes

All sizes are rounded down to the nearest 1/4" - sizes for drawers are interior dimensions of drawer boxes.

Unless noted sizes listed are dimensions for the interior compartments – compartment shelves are fixed, shelves are non-adjustable.

	Models	A	B	C	D	E	F
	BS24240CT	9 H 22 W 22 1/4 D					
	BS24480CT	9 H 22 3/4 W 22 3/8 D					
	BS1854-16SOS	7 H 17 W 15 1/2 D					
	BS1872-16SOS	7 H 17 W 15 1/2 D					
	BS1854-16SDWR BS1854-16SDWL	4 1/4 H 15 1/4 W 10 3/4 D Drawer Interior	7 H 17 W 15 1/2 D				
	BS1872-16SDWR BS1872-16SDWL	4 1/4 H 15 1/4 W 10 3/4 D Drawer Interior	7 H 17 W 15 1/2 D				
	BS1872-16SFS	4 1/4 H 15 1/4 W 10 3/4 D Drawer Interior					
	BS1854-20SOSR BS1854-20SOSL	13 1/4 H 34 3/4 W 15 1/2 D	13 1/4 H 17 W 15 1/2 D				
	BS1872-20SOS	5 1/2 H 34 3/4 W 15 1/2 D	7 H 34 3/4 W 15 1/2 D				
	BS1854-20SDWR BS1854-20SDWL	8 1/2 H 33 W 10 3/4 D Drawer Interior	13 1/4 H 17 W 15 1/2 D				
	BS1872-20SDWR BS1872-20SDWL	8 1/2 H 33 W 10 3/4 D Drawer Interior	5 1/2 H 34 3/4 W 15 1/2 D	7 H 34 3/4 W 15 1/2 D			
	BS1872-20SFS	8 1/2 H 33 W 10 3/4 D Drawer Interior					
	BS1854-27SOSR BS1854-27SOSL	5 1/2 H 34 3/4 W 15 1/2 D	13 1/4 H 34 3/4 W 15 1/2 D	5 1/2 H 17 W 15 1/2 D	13 1/4 H 17 W 15 1/2 D		

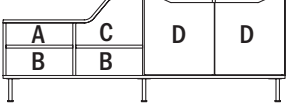
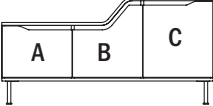
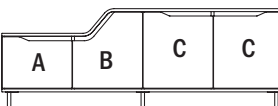
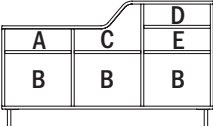
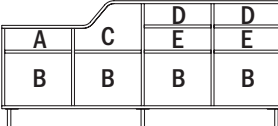
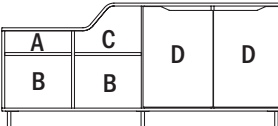
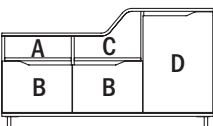
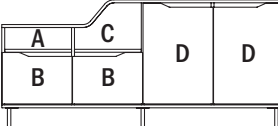
## BeSPACE – Compartment - Drawer Sizes (continued)

	Models	A	B	C	D	E	F
	BS1872-27SOS	5 1/2 H 17 W 15 1/2 D	13 1/4 H 17 W 15 1/2 D	5 1/2 H 34 3/4 W 15 1/2 D	13 1/4 H 34 3/4 W 15 1/2 D		
	BS1854-27SDWR BS1854-27SDWL	5 1/2 H 34 3/4 W 15 1/2 D	8 1/2 H 33 W 10 3/4 D Drawer Interior	5 1/2 H 17 W 15 1/2 D	13 1/4 H 17 W 15 1/2 D		
	BS1854-27SFSR BS1854-27SFSL	5 1/2 H 34 3/4 W 15 1/2 D	8 1/2 H 33 W 10 3/4 D Drawer Interior	5 1/2 H Top Section 13 1/4 H Bottom Section 17 W 14 3/4 D Hinge Door			
	BS1872-27SSR BS1872-27SSL	5 1/2 H 17 W 15 1/2 D	13 1/4 H 17 W 15 1/2 D	5 1/2 H 34 3/4 W 15 1/2 D	8 1/2 H 33 W 10 3/4 D Drawer Interior	5 1/2 H Top Section 13 1/4 H Bottom Section 17 W 14 3/4 D Hinge Door	
	BS1872-27SFS	5 1/2 H Top Section 13 1/4 H Bottom Section 17 W 14 3/4 D Hinge Door	5 1/2 H 34 3/4 W 15 1/2 D	8 1/2 H 33 W 10 3/4 D Drawer Interior			
	BS1854-33SOSR BS1854-33SOSL	5 1/2 H 34 3/4 W 15 1/2 D	5 1/2 H 34 3/4 W 15 1/2 D	13 1/4 H 34 3/4 W 15 1/2 D	5 1/4 H 17 W 15 1/2 D	5 1/2 H 17 W 15 1/2 D	13 1/4 H 17 W 15 1/2 D
	BS1872-33SOS	5 1/4 H 17 W 15 1/2 D	5 1/2 H 17 W 15 1/2 D	13 1/2 H 17 W 15 1/2 D	5 1/4 H 34 3/4 W 15 1/2 D	5 1/2 H 34 3/4 W 15 1/2 D	13 1/2 H 34 3/4 W 15 1/2 D
	BS1854-33SFSR BS1854-33SFSL	5 1/4 H 34 3/4 W 15 1/2 D	5 1/2 H 34 3/4 W 15 1/2 D	8 1/2 H 33 W 10 3/4 D Drawer Interior	5 1/4 H Top Section 5 1/2 H Middle Section 13 1/4 H Bottom Section 17 W 14 3/4 D Hinge Door		
	BS1872-33SSR BS1872-33SSL	5 1/4 H 17 W 15 1/2 D	5 1/2 H 17 W 15 1/2 D	13 1/4 H 17 W 15 1/2 D	5 1/4 H 34 3/4 W 15 1/2 D	5 1/2 H 34 3/4 W 15 1/2 D	8 1/2 H 33 W 10 3/4 D Drawer Interior G 5 1/4 H Top Section 5 1/2 H Middle Section 13 1/4 H Bottom Section 17 W 14 3/4 D Hinge Door

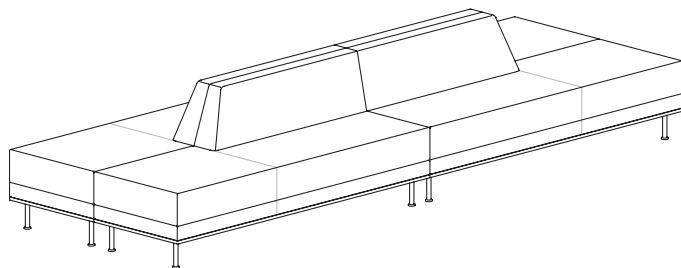
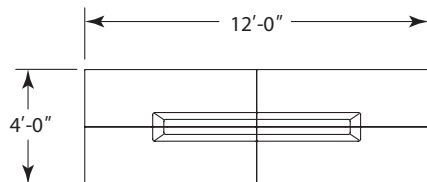
# BeSPACE – Compartment - Drawer Sizes (continued)

	Models	A	B	C	D	E	F
	BS1872-33SFS	5 1/4 H Top Section 5 1/2 H Middle Section 13 1/4 H Bottom Section 17 W 14 3/4 D Hinge Door	5 1/4 H 34 3/4 W 15 1/2 D	5 1/2 H 34 3/4 W 15 1/2 D	8 1/2 H 33 W 10 3/4 D Drawer Interior		
	BS1854-20TOSR BS1854-20TOSL	7 H 17 W 15 1/2 D	7 H 13 1/4 H Transition 17 W 15 1/2 D	13 1/4 H 17 W 15 1/2 D			
	BS1872-20TOSR BS1872-20TOSL	7 H 17 W 15 1/2 D	7 H 13 1/4 H Transition 17 W 15 1/2 D	5 1/2 H 17 W 15 1/2 D	7 H 17 W 15 1/2 D		
	BS1872-20TSR BS1872-20TSL	7 H 17 W 15 1/2 D	4 1/4 H 15 1/4 W 10 3/4 D Drawer Interior	8 1/2 H 15 1/4 W 10 3/4 D Drawer Interior			
	BS1854-20TFSR BS1854-20TFSL	4 1/4 H 15 1/4 W 10 3/4 D Drawer Interior	4 1/4 H 15 1/4 W 10 3/4 D Drawer Interior	8 1/2 H 15 1/4 W 10 3/4 D Drawer Interior			
	BS1872-20TFSR BS1872-20TFSL	4 1/4 H 15 1/4 W 10 3/4 D Drawer Interior	4 1/4 H 15 1/4 W 10 3/4 D Drawer Interior	8 1/2 H 15 1/4 W 10 3/4 D Drawer Interior			
	BS1854-20TDSR BS1854-20TDSL	4 1/4 H 15 1/4 W 10 3/4 D Drawer Interior	4 1/4 H 15 1/4 W 10 3/4 D Drawer Interior	13 1/4 H 17 W 14 3/4 D Hinge Door			
	BS1854-27TOSR BS1854-27TOSL	5 1/2 H 17 W 15 1/2 D	7 H 17 W 15 1/2 D	5 1/2 H 12 H Transition 17 W 15 1/2 D	5 1/2 H 17 W 15 1/2 D	5 1/2 H 17 W 15 1/2 D	
	BS1872-27TOSR BS1872-27TOSL	5 1/2 H 17 W 15 1/2 D	7 H 17 W 15 1/2 D	5 1/2 H 12 H Transition 17 W 15 1/2 D	5 1/2 H 17 W 15 1/2 D	5 1/2 H 17 W 15 1/2 D	
	BS1854-27THDR BS1854-27THDL	5 1/2 H 17 W 15 1/2 D	7 H 17 W 15 1/2 D	15 1/2 H 12 H Transition 17 W 15 1/2 D	5 1/2 H Top Section 5 1/2 H Middle Section 7 H Bottom Section 17 W 14 3/4 D Hinge Door		

## BeSPACE – Compartment - Drawer Sizes (continued)

	Models	A	B	C	D	E	F
	BS1872-27TSR BS1872-27TSL	5 1/2 H 17 W 15 1/2 D	7 H 17 W 15 1/2 D	5 1/2 H 12 H Transition 17 W 15 1/2 D	5 1/2 H Top Section 5 1/2 H Middle Section 7 H Bottom Section 17 W 14 3/4 D Hinge Door		
	BS1854-27TFSR BS1854-27TFSL	8 1/2 H 15 1/4 W 10 3/4 D Drawer Interior	8 1/2 H 15 1/4 W 10 3/4 D Drawer Interior	5 1/2 H Top Section 5 1/2 H Middle Section 7 H Bottom Section 17 W 14 3/4 D Hinge Door			
	BS1872-27TFSR BS1872-27TFSL	8 1/2 H 15 1/4 W 10 3/4 D Drawer Interior	8 1/2 H 15 1/4 W 10 3/4 D Drawer Interior	5 1/2 H Top Section 5 1/2 H Middle Section 7 H Bottom Section 17 W 14 3/4 D Hinge Door			
	BS1854-33TOSR BS1854-33TOSL	5 1/2 H 17 W 15 1/2 D	13 1/2 H 17 W 15 1/2 D	5 1/2 H 11 3/4 H Transition 17 W 15 1/2 D	5 1/2 H 17 W 15 1/2 D	5 1/2 H 17 W 15 1/2 D	
	BS1872-33TOSR BS1872-33TOSL	5 1/2 H 17 W 15 1/2 D	13 1/2 H 17 W 15 1/2 D	5 1/2 H 11 3/4 H Transition 17 W 15 1/2 D	5 1/2 H 17 W 15 1/2 D	5 1/2 H 17 W 15 1/2 D	
	BS1872-33TSR BS1872-33TSL	5 1/2 H 17 W 15 1/2 D	13 1/2 H 17 W 15 1/2 D	5 1/2 H 11 3/4 H Transition 17 W 15 1/2 D	5 1/2 H Top Section 5 1/2 H Middle Section 13 1/2 H Bottom Section 17 W 14 3/4 D Hinge Door		
	BS1854-33TFSR BS1854-33TFSL	5 1/2 H 17 W 15 1/2 D	8 1/2 H 15 1/4 W 10 3/4 D Drawer Interior	5 1/2 H 11 3/4 H Transition 17 W 15 1/2 D	5 1/2 H Top Section 5 1/2 H Middle Section 13 1/2 H Bottom Section 17 W 14 3/4 D Hinge Door		
	BS1872-33TFSR BS1872-33TFSL	5 1/2 H 17 W 15 1/2 D	8 1/2 H 15 1/4 W 10 3/4 D Drawer Interior	5 1/2 H 11 3/4 H Transition 17 W 15 1/2 D	5 1/2 H Top Section 5 1/2 H Middle Section 13 1/2 H Bottom Section 17 W 14 3/4 D Hinge Door		

# Typicals: BS003

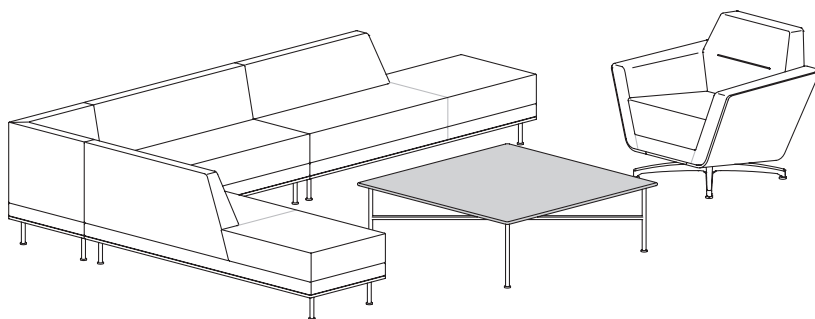
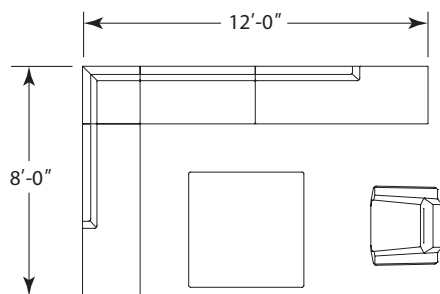


Total List: **\$11,964**

## Models

(2) BS721L  
(2) BS721R

# BS004

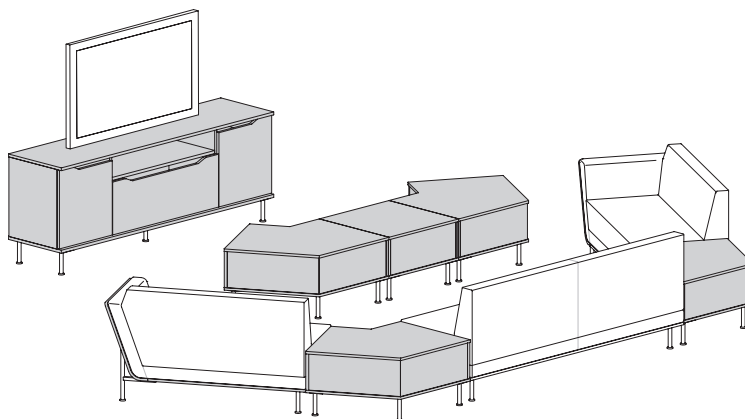
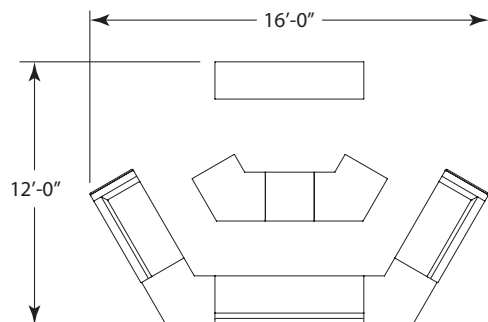


Total List: **\$15,954**

## Models

(1) BS1-S  
(1) BS482  
(1) BS242C  
(1) BS721L  
(1) BS721R  
(1) BS4848WTT

# BS005


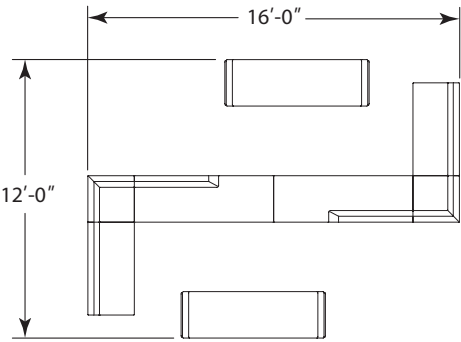


Total List: **\$18,163**

## Models

(1) BS722  
(1) BS502L  
(1) BS502R  
(1) BS2424SCT  
(4) BS3636-120CT  
(1) BS1872-27SFS

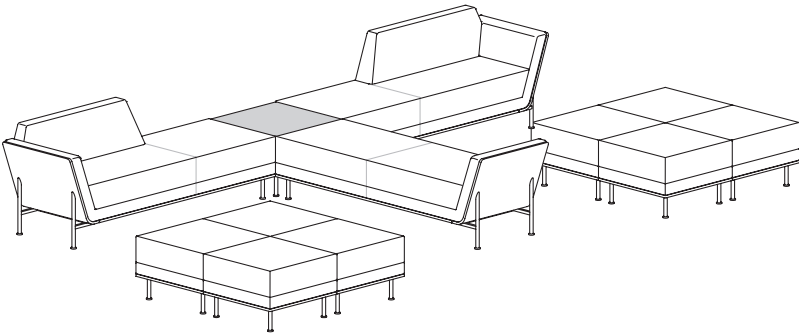
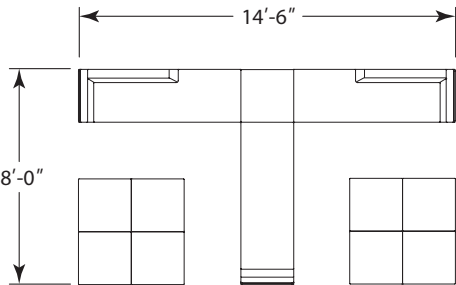
Typicals:  
BS007



Total List: **\$18,724**

- Models
- (2) BS242C
  - (2) BS482
  - (2) BS721L
  - (2) BS750

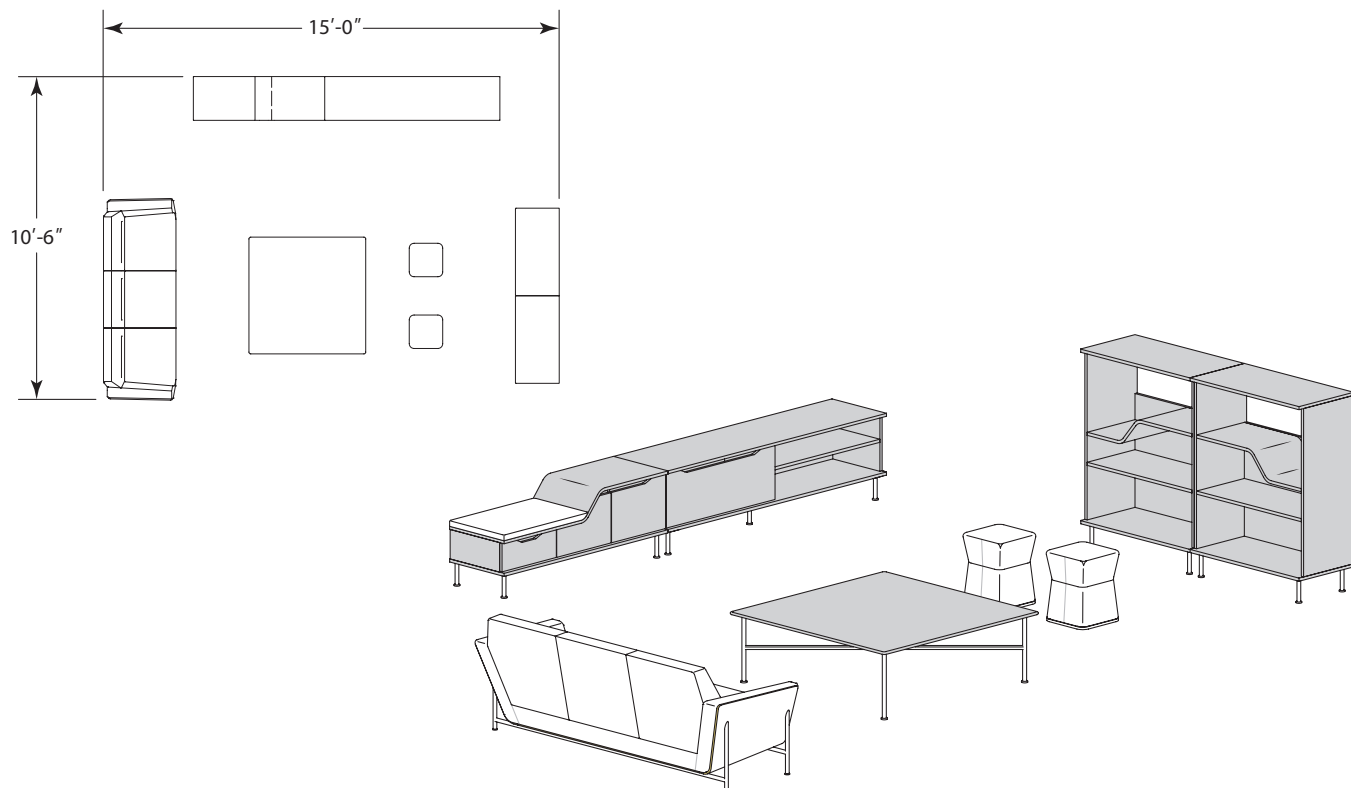
BS008



Total List: **\$20,048**

- Models
- (1) BS740
  - (1) BS741L
  - (1) BS741R
  - (8) BS240
  - (1) BS2424SCT

## Typicals: BS009



Total List: **\$19,035**

### Models

- |               |                   |
|---------------|-------------------|
| (1) BS3       | (1) BS1872-20SDWR |
| (2) BS140     | (1) BS1854-20TFSR |
| (1) BS4848WTT | (2) BS1836-480BC  |

## BS010




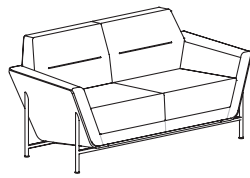


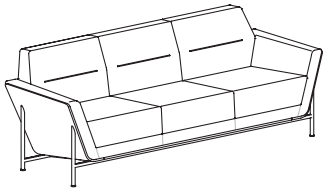
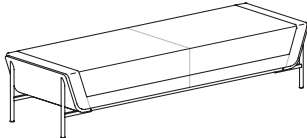
Total List: **\$9,258**

### Models

- |                   |
|-------------------|
| (1) BS1-S         |
| (1) BS230         |
| (1) BS1836-480BC  |
| (1) BS1854-48SBCL |



Description	① Model	Specifications	List Price Per Grade																												
<b>Swivel Lounge Chair</b> 	<b>BS1-S</b> <ul style="list-style-type: none"> <li>· single seat lounge</li> <li>· four prong swivel base with self-returning mechanism</li> <li>· bent ply shell</li> <li>· COM based on single fabric</li> <li>· multiple fabrics, see page 76 for yardage requirements</li> </ul> <hr/> GSA Contract SIN #33721	<table> <tr> <th>Dimensions</th><th>D</th><th>W</th><th>H</th></tr> <tr> <td>Overall</td><td>29 1/2</td><td>33 1/4</td><td>29 3/4</td></tr> <tr> <td>Seat</td><td>20 1/2</td><td>21 1/2</td><td>17</td></tr> <tr> <td>Arm</td><td></td><td></td><td>22 3/4</td></tr> <tr> <th>Upholstery</th><th colspan="3">Shipping</th></tr> <tr> <td>COM Ydg</td><td>3 3/4</td><td>Ctn Wt</td><td>115</td></tr> <tr> <td>COL Sq Ft</td><td>75</td><td>Cu Ft</td><td>21</td></tr> </table>	Dimensions	D	W	H	Overall	29 1/2	33 1/4	29 3/4	Seat	20 1/2	21 1/2	17	Arm			22 3/4	Upholstery	Shipping			COM Ydg	3 3/4	Ctn Wt	115	COL Sq Ft	75	Cu Ft	21	COM \$3,096 A \$3,139 B \$3,222 COL/C \$3,370 D \$3,560 E \$3,747 F \$4,040 G \$4,356 H \$4,689 I \$5,213 J \$5,844 L1 \$4,585 L2 \$4,963
Dimensions	D	W	H																												
Overall	29 1/2	33 1/4	29 3/4																												
Seat	20 1/2	21 1/2	17																												
Arm			22 3/4																												
Upholstery	Shipping																														
COM Ydg	3 3/4	Ctn Wt	115																												
COL Sq Ft	75	Cu Ft	21																												
<b>Ottoman</b> 	<b>BS230</b> <ul style="list-style-type: none"> <li>· four prong swivel base</li> <li>· bent ply shell</li> </ul> <hr/> GSA Contract SIN #33721	<table> <tr> <th>Dimensions</th><th>D</th><th>W</th><th>H</th></tr> <tr> <td>Overall</td><td>23</td><td>23 1/4</td><td>14</td></tr> <tr> <th>Upholstery</th><th colspan="3">Shipping</th></tr> <tr> <td>COM Ydg</td><td>1</td><td>Ctn Wt</td><td>45</td></tr> <tr> <td>COL Sq Ft</td><td>20</td><td>Cu Ft</td><td>5</td></tr> </table>	Dimensions	D	W	H	Overall	23	23 1/4	14	Upholstery	Shipping			COM Ydg	1	Ctn Wt	45	COL Sq Ft	20	Cu Ft	5	COM \$1,569 A \$1,580 B \$1,601 COL/C \$1,642 D \$1,693 E \$1,742 F \$1,820 G \$1,904 H \$1,993 I \$2,134 J \$2,301 L1 \$1,965 L2 \$2,067								
Dimensions	D	W	H																												
Overall	23	23 1/4	14																												
Upholstery	Shipping																														
COM Ydg	1	Ctn Wt	45																												
COL Sq Ft	20	Cu Ft	5																												
<b>Lounge Chair</b> 	<b>BS1</b> <ul style="list-style-type: none"> <li>· single seat lounge</li> <li>· bent ply shell</li> <li>· COM based on single fabric</li> <li>· multiple fabrics, see page 76 for yardage requirements</li> </ul> <hr/> GSA Contract SIN #33721	<table> <tr> <th>Dimensions</th><th>D</th><th>W</th><th>H</th></tr> <tr> <td>Overall</td><td>29 1/2</td><td>33 1/4</td><td>29 3/4</td></tr> <tr> <td>Seat</td><td>20 1/2</td><td>21 1/2</td><td>17</td></tr> <tr> <td>Arm</td><td></td><td></td><td>22 3/4</td></tr> <tr> <th>Upholstery</th><th colspan="3">Shipping</th></tr> <tr> <td>COM Ydg</td><td>3 3/4</td><td>Ctn Wt</td><td>115</td></tr> <tr> <td>COL Sq Ft</td><td>75</td><td>Cu Ft</td><td>21</td></tr> </table>	Dimensions	D	W	H	Overall	29 1/2	33 1/4	29 3/4	Seat	20 1/2	21 1/2	17	Arm			22 3/4	Upholstery	Shipping			COM Ydg	3 3/4	Ctn Wt	115	COL Sq Ft	75	Cu Ft	21	COM \$3,096 A \$3,139 B \$3,222 COL/C \$3,370 D \$3,560 E \$3,747 F \$4,040 G \$4,356 H \$4,689 I \$5,213 J \$5,844 L1 \$4,585 L2 \$4,963
Dimensions	D	W	H																												
Overall	29 1/2	33 1/4	29 3/4																												
Seat	20 1/2	21 1/2	17																												
Arm			22 3/4																												
Upholstery	Shipping																														
COM Ydg	3 3/4	Ctn Wt	115																												
COL Sq Ft	75	Cu Ft	21																												
<b>Settee Lounge</b> 	<b>BS2</b> <ul style="list-style-type: none"> <li>· two seat lounge</li> <li>· bent ply shell</li> <li>· COM based on single fabric</li> <li>· multiple fabrics, see page 76 for yardage requirements</li> </ul> <hr/> GSA Contract SIN #33721	<table> <tr> <th>Dimensions</th><th>D</th><th>W</th><th>H</th></tr> <tr> <td>Overall</td><td>29 1/2</td><td>58 1/4</td><td>29 3/4</td></tr> <tr> <td>Seat</td><td>20 1/2</td><td>46 1/2</td><td>17</td></tr> <tr> <td>Arm</td><td></td><td></td><td>22 3/4</td></tr> <tr> <th>Upholstery</th><th colspan="3">Shipping</th></tr> <tr> <td>COM Ydg</td><td>6</td><td>Ctn Wt</td><td>178</td></tr> <tr> <td>COL Sq Ft</td><td>120</td><td>Cu Ft</td><td>36</td></tr> </table>	Dimensions	D	W	H	Overall	29 1/2	58 1/4	29 3/4	Seat	20 1/2	46 1/2	17	Arm			22 3/4	Upholstery	Shipping			COM Ydg	6	Ctn Wt	178	COL Sq Ft	120	Cu Ft	36	COM \$4,310 A \$4,377 B \$4,512 COL/C \$4,747 D \$5,050 E \$5,349 F \$5,820 G \$6,322 H \$6,859 I \$7,698 J \$8,705 L1 \$6,690 L2 \$7,294
Dimensions	D	W	H																												
Overall	29 1/2	58 1/4	29 3/4																												
Seat	20 1/2	46 1/2	17																												
Arm			22 3/4																												
Upholstery	Shipping																														
COM Ydg	6	Ctn Wt	178																												
COL Sq Ft	120	Cu Ft	36																												

Description	1 Model	Specifications				List Price Per Grade	
<b>Sofa Lounge</b> 	<b>BS3</b> • three seat lounge • bent ply shell • COM based on single fabric • multiple fabrics, see page 76 for yardage requirements  GSA Contract SIN #33721	<b>Dimensions</b>	<b>D</b>	<b>W</b>	<b>H</b>	<b>COM</b>	\$5,157
		Overall	29 1/2	82 1/4	29 3/4	A	\$5,250
		Seat	20 1/2	70 1/2	17	B	\$5,434
		Arm			22 3/4	COL/C	\$5,757
		<b>Upholstery</b>		<b>Shipping</b>		D	\$6,171
		COM Ydg	8 1/4	Ctn Wt	244	E	\$6,587
		COL Sq Ft	165	Cu Ft	50	F	\$7,232
						G	\$7,923
						H	\$8,661
						I	\$9,815
<b>Freestanding Bench</b> 	<b>BS750</b> • bent ply shell • COM based on single fabric • multiple fabrics, see page 76 for yardage requirements  GSA Contract SIN #33721	<b>Dimensions</b>	<b>D</b>	<b>W</b>	<b>H</b>	<b>COM</b>	\$2,655
		Overall	24	74 1/2	17	A	\$2,689
		Seat	24	66 3/4	17	B	\$2,756
		<b>Upholstery</b>		<b>Shipping</b>		COL/C	\$2,874
		COM Ydg	3 3/4	Ctn Wt	78	D	\$3,025
		COL Sq Ft	75	Cu Ft	22	E	\$3,176
						F	\$3,411
						G	\$3,661
						H	\$3,931
						I	\$4,351
						J	\$4,852
						L1	\$3,981
						L2	\$4,316

**To Order, Specify:**

- 1 Model Number
- 2 Wood Species - Rift Cut White Oak (WK4) or Flat Cut Walnut (WA1)
- 3 Wood Finish
- 4 Metal Leg Color - Matte Black (MBK), Pewter (PEW), Soft Nickel (SNK) or Stardust Silver (STS)
- 5 Fabric Selection - Vendor, Pattern and Color
  - A. Seat
  - B. Back
  - C. Deck or Deck and Arm(s)

**3 Wood Finish Options:**

- CLK Clear on Rift Cut White Oak  
 CLW Clear on Flat Cut Walnut

**5 Fabric Selection:**

See a selection of graded in fabric manufacturers and patterns on pages 20-28. Contact Customer Service for additional fabric options.

**Specifications:**

- Wood species - Rift Cut White Oak or Flat Cut Walnut.
- 5/8" thick exterior plywood.
- Interior seating frame and support components are made from 3/4" interior grade plywood.
- Exterior feet and leg frames are fabricated from 14 gauge steel tubing.
- Freestanding units have 6" thick high-resilience seat foam for durability.
- Freestanding back and arm foam is high density for comfort and durability.
- Ottoman and bench unit have a high-resilience seat foam placed onto sheet webbing for comfort and durability.

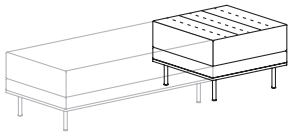
### Description

### 1 Model

### Specifications

### List Price Per Grade

#### 24" Straight Bench



#### BS240

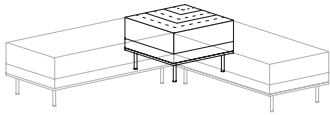
- plywood platform
- linking hardware
- COM based on single fabric
- multiple fabrics, see page 76 for yardage requirements
- links only to other units with a square end, (cannot link to a 120° angled end)

GSA Contract SIN #33721

Dimensions	D	W	H
Overall	24	24	16 1/2
Seat	24	24	16 1/2
Upholstery		Shipping	
COM Ydg	1 3/4	Ctn Wt	48
COL Sq Ft	35	Cu Ft	6

COM	\$1,130
A	\$1,151
B	\$1,190
COL/C	\$1,257
D	\$1,347
E	\$1,435
F	\$1,571
G	\$1,717
H	\$1,875
I	\$2,119
J	\$2,412
L1	\$1,824
L2	\$2,001

#### 24" Corner Bench



#### BS240C

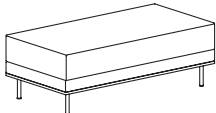
- diagonal seam
- plywood platform
- linking hardware
- COM based on single fabric
- multiple fabrics, see page 76 for yardage requirements
- links only to other units with a square end, (cannot link to a 120° angled end)

GSA Contract SIN #33721

Dimensions	D	W	H
Overall	24	24	16 1/2
Seat	24	24	16 1/2
Upholstery		Shipping	
COM Ydg	1 3/4	Ctn Wt	48
COL Sq Ft	35	Cu Ft	6

COM	\$1,130
A	\$1,151
B	\$1,190
COL/C	\$1,257
D	\$1,347
E	\$1,435
F	\$1,571
G	\$1,717
H	\$1,875
I	\$2,119
J	\$2,412
L1	\$1,824
L2	\$2,001

#### 48" Straight Bench



#### BS480

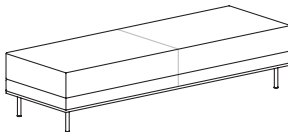
- plywood platform
- linking hardware
- COM based on single fabric
- multiple fabrics, see page 76 for yardage requirements
- links only to other units with a square end, (cannot link to a 120° angled end)

GSA Contract SIN #33721

Dimensions	D	W	H
Overall	24	48	16 1/2
Seat	24	48	16 1/2
Upholstery		Shipping	
COM Ydg	2	Ctn Wt	61
COL Sq Ft	44	Cu Ft	11

COM	\$1,623
A	\$1,646
B	\$1,691
COL/C	\$1,769
D	\$1,868
E	\$1,969
F	\$2,125
G	\$2,295
H	\$2,472
I	\$2,753
J	\$3,087
L1	\$2,417
L2	\$2,618

#### 72" Straight Bench



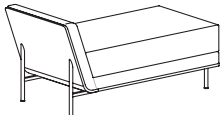
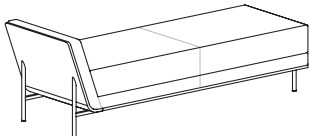
#### BS720

- plywood platform
- linking hardware
- COM based on single fabric
- multiple fabrics, see page 76 for yardage requirements
- links only to other units with a square end, (cannot link to a 120° angled end)

GSA Contract SIN #33721

Dimensions	D	W	H
Overall	24	72	16 1/2
Seat	24	72	16 1/2
Upholstery		Shipping	
COM Ydg	3 3/4	Ctn Wt	86
COL Sq Ft	83	Cu Ft	17

COM	\$2,171
A	\$2,215
B	\$2,298
COL/C	\$2,446
D	\$2,634
E	\$2,821
F	\$3,115
G	\$3,429
H	\$3,764
I	\$4,288
J	\$4,916
L1	\$3,827
L2	\$4,246

Description	1 Model	Specifications	List Price Per Grade																												
50" Open Side Bench	 <b>BS500</b> <ul style="list-style-type: none"><li>• bent ply shell</li><li>• linking hardware</li><li>• COM based on single fabric</li><li>• multiple fabrics, see page 76 for yardage requirements</li><li>• links only to other units with a square end, (cannot link to a 120° angled end)</li></ul>	<table><tr><th>Dimensions</th><th>D</th><th>W</th><th>H</th></tr><tr><td>Overall</td><td>24</td><td>49 3/4</td><td>24 3/4</td></tr><tr><td>Seat</td><td>24</td><td>42 3/4</td><td>16 1/2</td></tr><tr><td>Arm</td><td></td><td></td><td>24 3/4</td></tr><tr><th>Upholstery</th><th colspan="3">Shipping</th></tr><tr><td>COM Ydg</td><td>2 3/4</td><td>Ctn Wt</td><td>89</td></tr><tr><td>COL Sq Ft</td><td>60 1/2</td><td>Cu Ft</td><td>20</td></tr></table>	Dimensions	D	W	H	Overall	24	49 3/4	24 3/4	Seat	24	42 3/4	16 1/2	Arm			24 3/4	Upholstery	Shipping			COM Ydg	2 3/4	Ctn Wt	89	COL Sq Ft	60 1/2	Cu Ft	20	COM \$2,307 A \$2,339 B \$2,399 COL/C \$2,509 D \$2,648 E \$2,784 F \$3,000 G \$3,231 H \$3,477 I \$3,860 J \$4,323 L1 \$3,524 L2 \$3,830
		Dimensions	D	W	H																										
Overall	24	49 3/4	24 3/4																												
Seat	24	42 3/4	16 1/2																												
Arm			24 3/4																												
Upholstery	Shipping																														
COM Ydg	2 3/4	Ctn Wt	89																												
COL Sq Ft	60 1/2	Cu Ft	20																												
	GSA Contract SIN #33721																														
74" Open Side Bench	 <b>BS740</b> <ul style="list-style-type: none"><li>• bent ply shell</li><li>• linking hardware</li><li>• COM based on single fabric</li><li>• multiple fabrics, see page 76 for yardage requirements</li><li>• links only to other units with a square end, (cannot link to a 120° angled end)</li></ul>	<table><tr><th>Dimensions</th><th>D</th><th>W</th><th>H</th></tr><tr><td>Overall</td><td>24</td><td>73 3/4</td><td>24 3/4</td></tr><tr><td>Seat</td><td>24</td><td>66 3/4</td><td>16 1/2</td></tr><tr><td>Arm</td><td></td><td></td><td>24 3/4</td></tr><tr><th>Upholstery</th><th colspan="3">Shipping</th></tr><tr><td>COM Ydg</td><td>4 1/2</td><td>Ctn Wt</td><td>145</td></tr><tr><td>COL Sq Ft</td><td>99</td><td>Cu Ft</td><td>31</td></tr></table>	Dimensions	D	W	H	Overall	24	73 3/4	24 3/4	Seat	24	66 3/4	16 1/2	Arm			24 3/4	Upholstery	Shipping			COM Ydg	4 1/2	Ctn Wt	145	COL Sq Ft	99	Cu Ft	31	COM \$2,870 A \$2,922 B \$3,021 COL/C \$3,196 D \$3,422 E \$3,648 F \$4,001 G \$4,377 H \$4,781 I \$5,410 J \$6,164 L1 \$4,857 L2 \$5,360
		Dimensions	D	W	H																										
Overall	24	73 3/4	24 3/4																												
Seat	24	66 3/4	16 1/2																												
Arm			24 3/4																												
Upholstery	Shipping																														
COM Ydg	4 1/2	Ctn Wt	145																												
COL Sq Ft	99	Cu Ft	31																												
	GSA Contract SIN #33721																														

**To Order, Specify:**

- 1 Model Number
- 2 Wood Species - Rift Cut White Oak (WK4) or Flat Cut Walnut (WA1)
- 3 Wood Finish
- 4 Metal Leg Color - Matte Black (MBK), Pewter(PEW) Soft Nickel (SNK) or Stardust Silver (STS)
- 5 Fabric Selection - Vendor, Pattern and Color
  - A. Seat
  - B. Back
  - C. Deck or Deck and Arm(s)

**3 Wood Finish Options:**

- CLK Clear on Rift Cut White Oak  
 CLW Clear on Flat Cut Walnut

**5 Fabric Selection:**

See a selection of graded in fabric manufacturers and patterns on pages 20-28. Contact Customer Service for additional fabric options.

**Specifications:**

- Wood species - Rift Cut White Oak or Flat Cut Walnut.
- 5/8" thick exterior plywood.
- Interior seating frame and support components are made from 3/4" interior grade plywood.
- Exterior feet and leg frames are fabricated from 14 guage steel tubing.
- Modular seating units have a 3 1/2" high-resilience seat foam placed onto sheet webbing for comfort and durability.
- Modular back and arm foam is high density for comfort and durability.

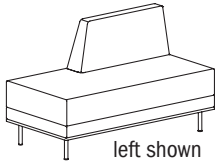
### Description

### Model

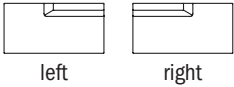
### Specifications

### List Price Per Grade

#### 48" Partial Back Bench



left shown



left

right

#### BS481R BS481L

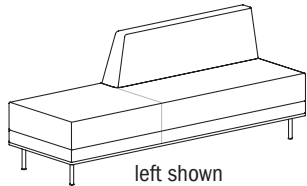
- plywood platform
- linking hardware
- COM based on single fabric
- multiple fabrics, see page 76 for yardage requirements
- links only to other units with a square end, (cannot link to a 120° angled end)

GSA Contract SIN #33721

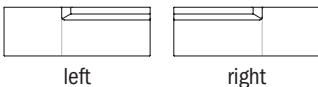
Dimensions	D	W	H
Overall	24	48	28 1/2
Seat	17	48	16 1/2
Upholstery		Shipping	
COM Ydg	3 1/2	Ctn Wt	92
COL Sq Ft	77	Cu Ft	18

COM	\$2,071
A	\$2,109
B	\$2,186
COL/C	\$2,324
D	\$2,500
E	\$2,678
F	\$2,951
G	\$3,244
H	\$3,557
I	\$4,047
J	\$4,631
L1	\$3,614
L2	\$4,007

#### 72" Partial Back Bench



left shown



left

right

#### BS721R BS721L


- plywood platform
- linking hardware
- COM based on single fabric
- multiple fabrics, see page 76 for yardage requirements
- links only to other units with a square end, (cannot link to a 120° angled end)

GSA Contract SIN #33721

Dimensions	D	W	H
Overall	24	72	28 1/2
Seat	17	72	16 1/2
Upholstery		Shipping	
COM Ydg	6	Ctn Wt	120
COL Sq Ft	132	Cu Ft	34

COM	\$2,991
A	\$3,059
B	\$3,191
COL/C	\$3,426
D	\$3,729
E	\$4,029
F	\$4,499
G	\$5,003
H	\$5,540
I	\$6,378
J	\$7,384
L1	\$5,640
L2	\$6,310

#### 48" Straight Bench with Back



#### BS482

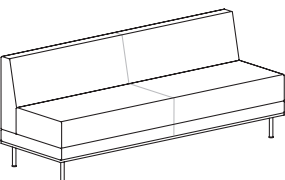
- plywood platform
- linking hardware
- COM based on single fabric
- multiple fabrics, see page 76 for yardage requirements
- links only to other units with a square end, (cannot link to a 120° angled end)

GSA Contract SIN #33721

Dimensions	D	W	H
Overall	24	48	28 1/2
Seat	17	48	16 1/2
Upholstery		Shipping	
COM Ydg	3 1/2	Ctn Wt	102
COL Sq Ft	77	Cu Ft	18

COM	\$1,963
A	\$2,004
B	\$2,081
COL/C	\$2,218
D	\$2,394
E	\$2,570
F	\$2,845
G	\$3,138
H	\$3,451
I	\$3,940
J	\$4,526
L1	\$3,508
L2	\$3,901

#### 72" Straight Bench with Back



#### BS722

- plywood platform
- linking hardware
- COM based on single fabric
- multiple fabrics, see page 76 for yardage requirements
- links only to other units with a square end, (cannot link to a 120° angled end)

GSA Contract SIN #33721

Dimensions	D	W	H
Overall	24	72	28 1/2
Seat	17	72	16 1/2
Upholstery		Shipping	
COM Ydg	6 3/4	Ctn Wt	137
COL Sq Ft	149	Cu Ft	34

COM	\$2,927
A	\$3,002
B	\$3,154
COL/C	\$3,418
D	\$3,758
E	\$4,098
F	\$4,625
G	\$5,192
H	\$5,794
I	\$6,738
J	\$7,870
L1	\$5,908
L2	\$6,660



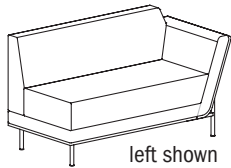
### Description

### Model

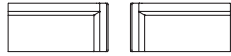
### Specifications

### List Price Per Grade

50" Open Side Bench  
with Back



left shown



left

right

**BS502R**

**BS502L**

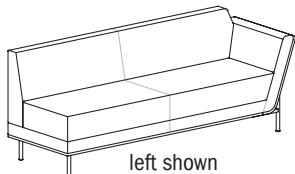
- bent ply shell
- linking hardware
- COM based on single fabric
- multiple fabrics, see page 76 for yardage requirements
- links only to other units with a square end, (cannot link to a 120° angled end)

GSA Contract SIN #33721

Dimensions	D	W	H
Overall	24	49 <sup>3</sup> / <sub>4</sub>	28 <sup>1</sup> / <sub>2</sub>
Seat	17	42 <sup>3</sup> / <sub>4</sub>	16 <sup>1</sup> / <sub>2</sub>
Arm			24 <sup>3</sup> / <sub>4</sub>
Upholstery		Shipping	
COM Ydg	4 <sup>1</sup> / <sub>2</sub>	Ctn Wt	122
COL Sq Ft	99	Cu Ft	24

COM	\$2,872
A	\$2,924
B	\$3,023
COL/C	\$3,199
D	\$3,424
E	\$3,652
F	\$4,003
G	\$4,382
H	\$4,784
I	\$5,412
J	\$6,166
L1	\$4,859
L2	\$5,362

74" Open Side Bench  
with Back



left shown



left

right

**BS742R**

**BS742L**

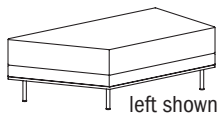
- bent ply shell
- linking hardware
- COM based on single fabric
- multiple fabrics, see page 76 for yardage requirements
- links only to other units with a square end, (cannot link to a 120° angled end)

GSA Contract SIN #33721

Dimensions	D	W	H
Overall	24	73 <sup>3</sup> / <sub>4</sub>	28 <sup>1</sup> / <sub>2</sub>
Seat	17	66 <sup>3</sup> / <sub>4</sub>	16 <sup>1</sup> / <sub>2</sub>
Arm			24 <sup>3</sup> / <sub>4</sub>
Upholstery		Shipping	
COM Ydg	7 <sup>3</sup> / <sub>4</sub>	Ctn Wt	188
COL Sq Ft	171	Cu Ft	34

COM	\$3,661
A	\$3,750
B	\$3,922
COL/C	\$4,225
D	\$4,616
E	\$5,005
F	\$5,612
G	\$6,261
H	\$6,955
I	\$8,037
J	\$9,336
L1	\$7,083
L2	\$7,949

48" Angled Bench



left shown



left

right

**BS480-120R**

**BS480-120L**

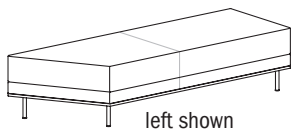
- plywood platform
- linking hardware
- COM based on single fabric
- multiple fabrics, see page 76 for yardage requirements
- square end links only to other units with a square end
- 120° angled end links only to other units with a 120° angled end

GSA Contract SIN #33721

Dimensions	D	W	H
Overall	24	48	16 <sup>1</sup> / <sub>2</sub>
Seat	24	48	16 <sup>1</sup> / <sub>2</sub>
Upholstery		Shipping	
COM Ydg	2	Ctn Wt	59
COL Sq Ft	44	Cu Ft	11

COM	\$1,705
A	\$1,728
B	\$1,772
COL/C	\$1,851
D	\$1,953
E	\$2,052
F	\$2,208
G	\$2,377
H	\$2,556
I	\$2,836
J	\$3,170
L1	\$2,499
L2	\$2,701

72" Angled Bench



left shown



left

right

**BS720-120R**

**BS720-120L**

- plywood platform
- linking hardware
- COM based on single fabric
- multiple fabrics, see page 76 for yardage requirements
- square end links only to other units with a square end
- 120° angled end links only to other units with a 120° angled end

GSA Contract SIN #33721

Dimensions	D	W	H
Overall	24	72	16 <sup>1</sup> / <sub>2</sub>
Seat	24	72	16 <sup>1</sup> / <sub>2</sub>
Upholstery		Shipping	
COM Ydg	3 <sup>3</sup> / <sub>4</sub>	Ctn Wt	82
COL Sq Ft	83	Cu Ft	17

COM	\$2,259
A	\$2,302
B	\$2,386
COL/C	\$2,533
D	\$2,722
E	\$2,910
F	\$3,202
G	\$3,517
H	\$3,853
I	\$4,375
J	\$5,005
L1	\$3,914
L2	\$4,334







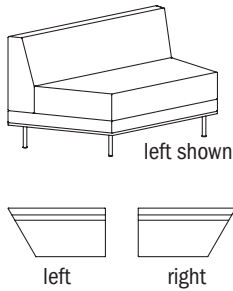
### Description

### 1 Model

### Specifications

### List Price Per Grade

#### 48" Angled Bench with Back



#### BS482-120R

#### BS482-120L

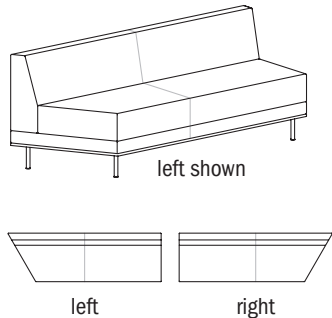
- plywood platform
- linking hardware
- COM based on single fabric
- multiple fabrics, see page 76 for yardage requirements
- square end links only to other units with a square end
- 120° angled end links only to other units with a 120° angled end

GSA Contract SIN #33721

Dimensions	D	W	H
Overall	24	48	28 1/2
Seat	17	44	16 1/2
Upholstery		Shipping	
COM Ydg	3 1/2	Ctn Wt	99
COL Sq Ft	77	Cu Ft	18

COM	\$2,042
A	\$2,081
B	\$2,159
COL/C	\$2,297
D	\$2,472
E	\$2,650
F	\$2,924
G	\$3,216
H	\$3,530
I	\$4,019
J	\$4,604
L1	\$3,588
L2	\$3,979

#### 72" Angled Bench with Back



#### BS722-120R

#### BS722-120L

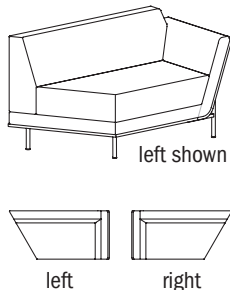
- plywood platform
- linking hardware
- COM based on single fabric
- multiple fabrics, see page 76 for yardage requirements
- square end links only to other units with a square end
- 120° angled end links only to other units with a 120° angled end

GSA Contract SIN #33721

Dimensions	D	W	H
Overall	24	72	28 1/2
Seat	17	68	16 1/2
Upholstery		Shipping	
COM Ydg	6 3/4	Ctn Wt	133
COL Sq Ft	149	Cu Ft	34

COM	\$3,024
A	\$3,100
B	\$3,251
COL/C	\$3,515
D	\$3,855
E	\$4,194
F	\$4,721
G	\$5,288
H	\$5,891
I	\$6,835
J	\$7,966
L1	\$6,005
L2	\$6,760

#### 50" Angled Open Side Bench with Back



#### BS502-120R

#### BS502-120L

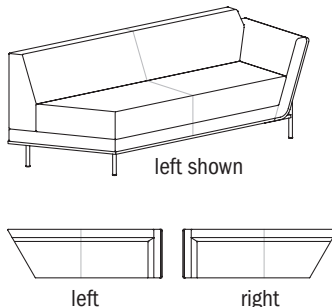
- bent ply shell
- linking hardware
- COM based on single fabric
- multiple fabrics, see page 76 for yardage requirements
- links only to other units with a 120° angled end, (cannot link to a square end)

GSA Contract SIN #33721

Dimensions	D	W	H
Overall	24	49 3/4	28 1/2
Seat	17	39	16 1/2
Arm			24 3/4
Upholstery		Shipping	
COM Ydg	4 1/2	Ctn Wt	119
COL Sq Ft	99	Cu Ft	24

COM	\$2,716
A	\$2,769
B	\$2,869
COL/C	\$3,044
D	\$3,271
E	\$3,497
F	\$3,849
G	\$4,225
H	\$4,628
I	\$5,256
J	\$6,012
L1	\$4,704
L2	\$5,207

#### 74" Angled Open Side Bench with Back



#### BS742-120R

#### BS742-120L

- bent ply shell
- linking hardware
- COM based on single fabric
- multiple fabrics, see page 76 for yardage requirements
- links only to other units with a 120° angled end, (cannot link to a square end)

GSA Contract SIN #33721

Dimensions	D	W	H
Overall	24	73 3/4	28 1/2
Seat	17	63	16 1/2
Arm			24 3/4
Upholstery		Shipping	
COM Ydg	7 3/4	Ctn Wt	184
COL Sq Ft	171	Cu Ft	34

COM	\$3,703
A	\$3,790
B	\$3,962
COL/C	\$4,267
D	\$4,656
E	\$5,046
F	\$5,653
G	\$6,303
H	\$6,996
I	\$8,078
J	\$9,377
L1	\$7,124
L2	\$7,990

**To Order, Specify:**

- 1 Model Number
- 2 Wood Species - Rift Cut White Oak (WK4) or Flat Cut Walnut (WA1)
- 3 Wood Finish
- 4 Metal Leg Color - Matte Black (MBK), Pewter(PEW) Soft Nickel (SNK) or Stardust Silver (STS)
- 5 Fabric Selection - Vendor, Pattern and Color
  - A. Seat
  - B. Back
  - C. Deck or Deck and Arm(s)

**3 Wood Finish Options:**

- CLK** Clear on Rift Cut White Oak  
**CLW** Clear on Flat Cut Walnut

**5 Fabric Selection:**

See a selection of graded in fabric manufacturers and patterns on pages 20-28. Contact Customer Service for additional fabric options.

**Specifications:**

- Wood species - Rift Cut White Oak or Flat Cut Walnut.
- 5/8" thick exterior plywood.
- Interior seating frame and support components are made from 3/4" interior grade plywood.
- Exterior feet and leg frames are fabricated from 14 gauge steel tubing.
- Modular seating units have a 3 1/2" high-resilience seat foam placed onto sheet webbing for comfort and durability.
- Modular back and arm foam is high density for comfort and durability.

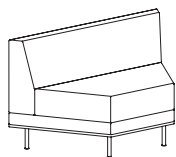
### Description

### 1 Model

### Specifications

### List Price Per Grade

#### 48" Dual Angled Bench with Back



#### BS482-122

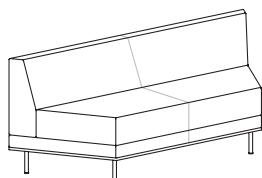
- plywood platform
- linking hardware
- COM based on single fabric
- multiple fabrics, see page 76 for yardage requirements
- links only to other units with a 120° angled end, (cannot link to a square end)

GSA Contract SIN #33721

Dimensions	D	W	H
Overall	24	48	28 1/2
Seat	17	40	16 1/2
Upholstery		Shipping	
COM Ydg	3 1/2	Ctn Wt	96
COL Sq Ft	77	Cu Ft	18

COM	\$2,042
A	\$2,081
B	\$2,159
COL/C	\$2,297
D	\$2,472
E	\$2,650
F	\$2,924
G	\$3,216
H	\$3,530
I	\$4,019
J	\$4,604
L1	\$3,588
L2	\$3,979

#### 72" Dual Angled Bench with Back



#### BS722-122

- plywood platform
- linking hardware
- COM based on single fabric
- multiple fabrics, see page 76 for yardage requirements
- links only to other units with a 120° angled end, (cannot link to a square end)

GSA Contract SIN #33721

Dimensions	D	W	H
Overall	24	72	28 1/2
Seat	17	64	16 1/2
Upholstery		Shipping	
COM Ydg	6 3/4	Ctn Wt	129
COL Sq Ft	149	Cu Ft	34

COM	\$2,997
A	\$3,074
B	\$3,225
COL/C	\$3,488
D	\$3,828
E	\$4,169
F	\$4,696
G	\$5,260
H	\$5,864
I	\$6,808
J	\$7,941
L1	\$5,978
L2	\$6,733

Description	1 Model	Specifications	List Price Per Grade																								
120° Connecting Bench	<b>BS240-122</b> <ul style="list-style-type: none"> <li>plywood platform</li> <li>linking hardware</li> <li>COM based on single fabric</li> <li>multiple fabrics, see page 76 for yardage requirements</li> <li>links only to other units with a square end, (cannot link to a 120° angled end)</li> <li>allows flat end modular units to complete 120° turn</li> </ul>	<table> <tr> <th>Dimensions</th><th>D</th><th>W</th><th>H</th></tr> <tr> <td>Overall</td><td>32 1/2</td><td>41 1/4</td><td>16 1/2</td></tr> <tr> <td>Seat</td><td>24</td><td>41 1/4</td><td>16 1/2</td></tr> <tr> <th>Upholstery</th><th colspan="3">Shipping</th></tr> <tr> <td>COM Ydg</td><td>2 1/2</td><td>Ctn Wt</td><td>65</td></tr> <tr> <td>COL Sq Ft</td><td>50</td><td>Cu Ft</td><td>12</td></tr> </table>	Dimensions	D	W	H	Overall	32 1/2	41 1/4	16 1/2	Seat	24	41 1/4	16 1/2	Upholstery	Shipping			COM Ydg	2 1/2	Ctn Wt	65	COL Sq Ft	50	Cu Ft	12	<b>COM \$1,655</b> <b>A \$1,684</b> <b>B \$1,739</b> <b>COL/C \$1,838</b> <b>D \$1,963</b> <b>E \$2,087</b> <b>F \$2,283</b> <b>G \$2,495</b> <b>H \$2,718</b> <b>I \$3,067</b> <b>J \$3,486</b> <b>L1 \$2,649</b> <b>L2 \$2,899</b>
Dimensions	D	W	H																								
Overall	32 1/2	41 1/4	16 1/2																								
Seat	24	41 1/4	16 1/2																								
Upholstery	Shipping																										
COM Ydg	2 1/2	Ctn Wt	65																								
COL Sq Ft	50	Cu Ft	12																								

GSA Contract SIN #33721

120° Connecting Bench with Back	<b>BS242-122</b> <ul style="list-style-type: none"> <li>plywood platform</li> <li>linking hardware</li> <li>COM based on single fabric</li> <li>multiple fabrics, see page 76 for yardage requirements</li> <li>links only to other units with a square end, (cannot link to a 120° angled end)</li> <li>allows flat end modular units to complete 120° turn</li> </ul>	<table> <tr> <th>Dimensions</th><th>D</th><th>W</th><th>H</th></tr> <tr> <td>Overall</td><td>32 1/2</td><td>41 1/4</td><td>28 1/2</td></tr> <tr> <td>Seat</td><td>17</td><td>35</td><td>16 1/2</td></tr> <tr> <th>Upholstery</th><th colspan="3">Shipping</th></tr> <tr> <td>COM Ydg</td><td>4 1/2</td><td>Ctn Wt</td><td>102</td></tr> <tr> <td>COL Sq Ft</td><td>90</td><td>Cu Ft</td><td>20</td></tr> </table>	Dimensions	D	W	H	Overall	32 1/2	41 1/4	28 1/2	Seat	17	35	16 1/2	Upholstery	Shipping			COM Ydg	4 1/2	Ctn Wt	102	COL Sq Ft	90	Cu Ft	20	<b>COM \$2,194</b> <b>A \$2,244</b> <b>B \$2,344</b> <b>COL/C \$2,521</b> <b>D \$2,746</b> <b>E \$2,972</b> <b>F \$3,326</b> <b>G \$3,703</b> <b>H \$4,104</b> <b>I \$4,734</b> <b>J \$5,487</b> <b>L1 \$3,980</b> <b>L2 \$4,431</b>
Dimensions	D	W	H																								
Overall	32 1/2	41 1/4	28 1/2																								
Seat	17	35	16 1/2																								
Upholstery	Shipping																										
COM Ydg	4 1/2	Ctn Wt	102																								
COL Sq Ft	90	Cu Ft	20																								

GSA Contract SIN #33721

**To Order, Specify:**

- 1 Model Number
- 2 Wood Species - Rift Cut White Oak (WK4) or Flat Cut Walnut (WA1)
- 3 Wood Finish
- 4 Metal Leg Color - Matte Black (MBK), Pewter(PEW) Soft Nickel (SNK) or Stardust Silver (STS)
- 5 Fabric Selection - Vendor, Pattern and Color
  - A. Seat
  - B. Back
  - C. Deck or Deck and Arm(s)

**3 Wood Finish Options:**

- CLK** Clear on Rift Cut White Oak  
**CLW** Clear on Flat Cut Walnut

**5 Fabric Selection:**

See a selection of graded in fabric manufacturers and patterns on pages 20-28. Contact Customer Service for additional fabric options.

**Specifications:**

- Wood species - Rift Cut White Oak or Flat Cut Walnut.
- 5/8" thick exterior plywood.
- Interior seating frame and support components are made from 3/4" interior grade plywood.
- Exterior feet and leg frames are fabricated from 14 gauge steel tubing.
- Modular seating units have a 3 1/2" high-resilience seat foam placed onto sheet webbing for comfort and durability.
- Modular back and arm foam is high density for comfort and durability.

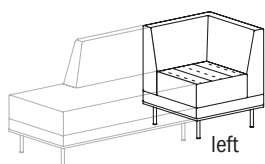
### Description

### 1 Model

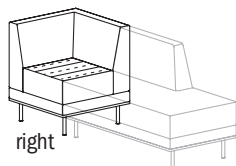
### Specifications

### List Price Per Grade

#### Corner Bench with Back



left



right

#### BS242R BS242L

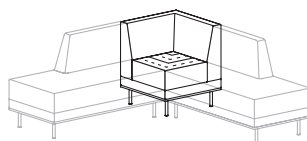
- plywood platform
- linking hardware
- COM based on single fabric
- multiple fabrics, see page 76 for yardage requirements
- links only to other units with a square end, (cannot link to a 120° angled end)

GSA Contract SIN #33721

Dimensions	D	W	H
Overall	24	24	28 1/2
Seat	17	17	16 1/2
Upholstery		Shipping	
COM Ydg	3 1/4	Ctn Wt	75
COL Sq Ft	65	Cu Ft	11

COM	\$1,753
A	\$1,790
B	\$1,863
COL/C	\$1,990
D	\$2,153
E	\$2,318
F	\$2,570
G	\$2,844
H	\$3,135
I	\$3,590
J	\$4,133
L1	\$3,044
L2	\$3,371

#### Corner Bench with Back



#### BS242C

- plywood platform
- linking hardware
- diagonal seam
- COM based on single fabric
- multiple fabrics, see page 76 for yardage requirements
- links only to other units with a square end, (cannot link to a 120° angled end)

GSA Contract SIN #33721

Dimensions	D	W	H
Overall	24	24	28 1/2
Seat	17	17	16 1/2
Upholstery		Shipping	
COM Ydg	3 1/4	Ctn Wt	75
COL Sq Ft	65	Cu Ft	11

COM	\$1,753
A	\$1,790
B	\$1,863
COL/C	\$1,990
D	\$2,153
E	\$2,318
F	\$2,570
G	\$2,844
H	\$3,135
I	\$3,590
J	\$4,133
L1	\$3,044
L2	\$3,371

Description	1 Model	Specifications	List Price Per Grade																								
Upholstered Pod	<b>BS140</b> <ul style="list-style-type: none"> <li>plywood platform</li> <li>nylon glides</li> <li>COM based on single fabric</li> <li>multiple fabrics, see page 76 for yardage requirements</li> <li>casters not available</li> </ul>	<table> <tr> <th>Dimensions</th><th>D</th><th>W</th><th>H</th></tr> <tr> <td>Overall</td><td>13 1/2</td><td>13 1/2</td><td>18</td></tr> <tr> <td>Seat</td><td>13 1/2</td><td>13 1/2</td><td>18</td></tr> <tr> <th>Upholstery</th><th colspan="3">Shipping</th></tr> <tr> <td>COM Ydg</td><td>1 1/2</td><td>Ctn Wt</td><td>22</td></tr> <tr> <td>COL Sq Ft</td><td>27</td><td>Cu Ft</td><td>3</td></tr> </table>	Dimensions	D	W	H	Overall	13 1/2	13 1/2	18	Seat	13 1/2	13 1/2	18	Upholstery	Shipping			COM Ydg	1 1/2	Ctn Wt	22	COL Sq Ft	27	Cu Ft	3	<b>COM \$750</b> <b>A \$768</b> <b>B \$800</b> <b>COL/C \$859</b> <b>D \$934</b> <b>E \$1,010</b> <b>F \$1,128</b> <b>G \$1,253</b> <b>H \$1,387</b> <b>I \$1,597</b> <b>J \$1,848</b> <b>L1 \$1,345</b> <b>L2 \$1,498</b>
Dimensions	D	W	H																								
Overall	13 1/2	13 1/2	18																								
Seat	13 1/2	13 1/2	18																								
Upholstery	Shipping																										
COM Ydg	1 1/2	Ctn Wt	22																								
COL Sq Ft	27	Cu Ft	3																								

Upholstered Table	<b>BS140W</b> <ul style="list-style-type: none"> <li>plywood top</li> <li>plywood platform</li> <li>nylon glides</li> <li>COM based on single fabric</li> <li>multiple fabrics, see page 76 for yardage requirements</li> <li>casters not available</li> </ul>	<table> <tr> <th>Dimensions</th><th>D</th><th>W</th><th>H</th></tr> <tr> <td>Overall</td><td>13 1/2</td><td>13 1/2</td><td>21 1/4</td></tr> <tr> <th>Upholstery</th><th colspan="3">Shipping</th></tr> <tr> <td>COM Ydg</td><td>1 1/2</td><td>Ctn Wt</td><td>25</td></tr> <tr> <td>COL Sq Ft</td><td>27</td><td>Cu Ft</td><td>3</td></tr> </table>	Dimensions	D	W	H	Overall	13 1/2	13 1/2	21 1/4	Upholstery	Shipping			COM Ydg	1 1/2	Ctn Wt	25	COL Sq Ft	27	Cu Ft	3	<b>COM \$825</b> <b>A \$843</b> <b>B \$875</b> <b>COL/C \$934</b> <b>D \$1,010</b> <b>E \$1,086</b> <b>F \$1,202</b> <b>G \$1,328</b> <b>H \$1,464</b> <b>I \$1,672</b> <b>J \$1,924</b> <b>L1 \$1,421</b> <b>L2 \$1,572</b>
Dimensions	D	W	H																				
Overall	13 1/2	13 1/2	21 1/4																				
Upholstery	Shipping																						
COM Ydg	1 1/2	Ctn Wt	25																				
COL Sq Ft	27	Cu Ft	3																				

**To Order, Specify:**

- 1 Model Number
- 2 Wood Species - Rift Cut White Oak (WK4) or Flat Cut Walnut (WA1)
- 3 Wood Finish
- 4 Metal Leg Color - Matte Black (MBK), Pewter(PEW) Soft Nickel (SNK) or Stardust Silver (STS)
- 5 Fabric Selection - Vendor, Pattern and Color
  - A. Seat
  - B. Back
  - C. Deck or Deck and Arm(s)

**3 Wood Finish Options:**

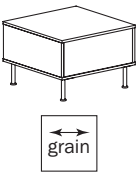
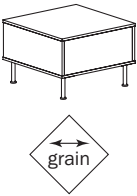
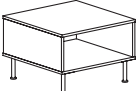
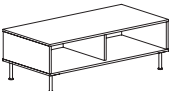
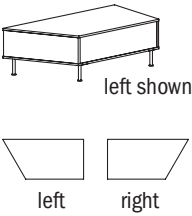
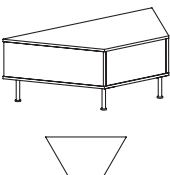
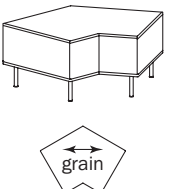
- CLK** Clear on Rift Cut White Oak  
**CLW** Clear on Flat Cut Walnut



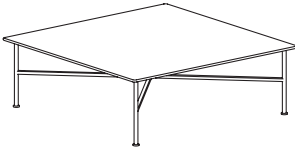

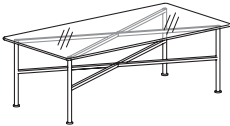
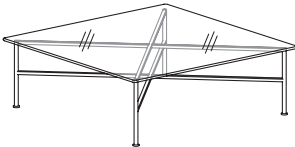
**5 Fabric Selection:**

See a selection of graded in fabric manufacturers and patterns on pages 20-28. Contact Customer Service for additional fabric options.

**Specifications:**

- Wood species - Rift Cut White Oak or Flat Cut Walnut.
- 5/8" thick exterior plywood.
- Interior seating frame and support components are made from 3/4" interior grade plywood.
- Exterior feet and leg frames are fabricated from 14 guage steel tubing.
- Modular seating units have a 3 1/2" high-resilience seat foam placed onto sheet webbing for comfort and durability.
- Modular back and arm foam is high density for comfort and durability.

Description	D	W	H	CTN WT	CU FT	Model	List Price
<b>Square Table</b> 	24	24	16 1/4	40	5	<b>BS2424SCT</b>	<b>\$1,040</b>
<ul style="list-style-type: none"> <li>· straight grain top</li> <li>· no opening</li> <li>· linking hardware</li> <li>· power center (EC22) available on front and/or back panel, specify and add \$580 list each</li> </ul>							
GSA Contract SIN #33721							
<b>Square Corner Table</b> 	24	24	16 1/4	40	5	<b>BS2424DCT</b>	<b>\$1,105</b>
<ul style="list-style-type: none"> <li>· diagonal grain top</li> <li>· no opening</li> <li>· for corner installation</li> <li>· linking hardware</li> <li>· power center (EC22) available on back panel(s), specify and add \$580 list each</li> </ul>							
GSA Contract SIN #33721							
<b>Open Square Table</b> 	24	24	16 1/4	40	5	<b>BS2424OCT</b>	<b>\$994</b>
<ul style="list-style-type: none"> <li>· straight grain top</li> <li>· open front</li> <li>· linking hardware</li> </ul>							
GSA Contract SIN #33721							
<b>Coffee Table</b> 	24	48	16 1/4	60	9	<b>BS2448OCT</b>	<b>\$1,233</b>
<ul style="list-style-type: none"> <li>· straight grain top</li> <li>· open front</li> <li>· linking hardware</li> </ul>							
GSA Contract SIN #33721							
<b>48" Single Angled Table</b> 	24	48	16 1/4	60	9	<b>BS2448SCTR</b>	<b>\$1,330</b>
<ul style="list-style-type: none"> <li>· one square end, one 120° angled end</li> <li>· no opening</li> <li>· linking hardware</li> <li>· power center (EC22) available on front and/or back panel, specify and add \$580 list each</li> <li>· square end links only to other square end units</li> <li>· 120° angled end links only to other 120° angled end units</li> </ul>							
GSA Contract SIN #33721							
<b>48" Dual Angled Corner Table</b> 	24	48	16 1/4	60	9	<b>BS2448DCT</b>	<b>\$1,272</b>
<ul style="list-style-type: none"> <li>· two 120° angled ends</li> <li>· no opening</li> <li>· linking hardware</li> <li>· power center (EC22) available on front and/or back panel, specify and add \$580 list each</li> <li>· 120° angled ends link only to other 120° angled end units</li> </ul>							
GSA Contract SIN #33721							
<b>120° Connecting Table</b> 	36	36	16 1/4	50	9	<b>BS3636-120CT</b>	<b>\$1,429</b>
<ul style="list-style-type: none"> <li>· diagonal grain top</li> <li>· no opening</li> <li>· linking hardware</li> <li>· power center (EC22) available on front and back panel(s), specify and add \$580 list each</li> <li>· optional EC22 on non-linking sides</li> <li>· square ends link only to other square end units (cannot link to 120° angled ends)</li> </ul>							
GSA Contract SIN #33721							

Description	D	W	H	CTN WT	CU FT	① Model	List Price
<b>Side Wood Table</b>  <ul style="list-style-type: none"> <li>• 5/8" thick plywood top</li> <li>• metal frame</li> </ul> <p>GSA Contract SIN #33721</p>	20	20	16 1/4	25	5	<b>BS2020WTT</b>	<b>\$2,878</b>
<b>Rectangular Wood Coffee Table</b>  <ul style="list-style-type: none"> <li>• 5/8" thick plywood top</li> <li>• metal frame</li> </ul> <p>GSA Contract SIN #33721</p>	24	48	16 1/4	35	14	<b>BS2448WTT</b>	<b>\$3,028</b>
<b>Square Wood Coffee Table</b>  <ul style="list-style-type: none"> <li>• 5/8" thick plywood top</li> <li>• metal frame</li> </ul> <p>GSA Contract SIN #33721</p>	48	48	16 1/4	55	26	<b>BS4848WTT</b>	<b>\$3,160</b>
<b>Glass Side Table</b>  <ul style="list-style-type: none"> <li>• 1/2" thick tempered glass top</li> <li>• metal frame</li> </ul> <p>GSA Contract SIN #33721</p>	20	20	16 1/4	30	5	<b>BS2020GTT</b>	<b>\$2,916</b>
<b>Rectangular Glass Coffee Table</b>  <ul style="list-style-type: none"> <li>• 1/2" thick tempered glass top</li> <li>• metal frame</li> </ul> <p>GSA Contract SIN #33721</p>	24	48	16 1/4	40	14	<b>BS2448GTT</b>	<b>\$3,127</b>
<b>Square Glass Coffee Table</b>  <ul style="list-style-type: none"> <li>• 1/2" thick tempered glass top</li> <li>• metal frame</li> </ul> <p>GSA Contract SIN #33721</p>	48	48	16 1/4	60	26	<b>BS4848GTT</b>	<b>\$3,390</b>

**To Order, Specify:**

- ① Model Number
- ② Wood Species - Rift Cut White Oak (WK4) or Flat Cut Walnut (WA1)
- ③ Wood Finish
- ④ Glass Color - Clear (GTC01) or Smoke (GTC04)
- ⑤ Metal Leg Color - Matte Black (MBK), Pewter (PEW), Soft Nickel (SNK) or Stardust Silver (STS)
- ⑥ Optional Power Center (see page 72)

**③ Wood Finish Options:**

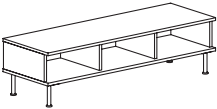
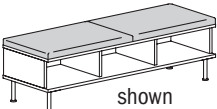
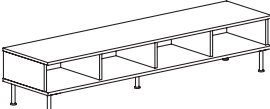
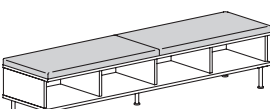
- CLK** Clear on Rift Cut White Oak  
**CLW** Clear on Flat Cut Walnut

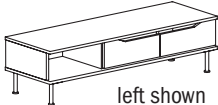
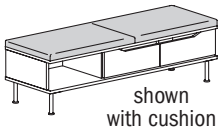
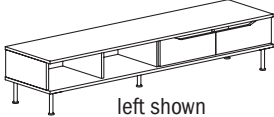
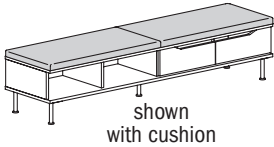
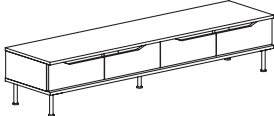
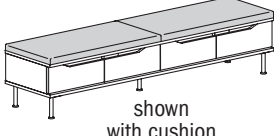
**Specifications:**

- Wood species - Rift Cut White Oak or Flat Cut Walnut.
- Linking Tables have 3/4" thick plywood tops
- Exterior feet and leg frames are fabricated from 14 gauge steel tubing and 14 gauge flat stock.



## Modular

Description	D	W	H	CTN WT	CU FT	❶ Model	List Price No Cushion	List Price With Cushion
<b>Bench Height Credenza Open Storage</b>   <p>shown with cushion</p>	18	54	14 1/2	80	7	<b>BS1854-16SOS</b>	<b>\$1,499</b>	<b>COM \$1,957</b> <b>A \$1,974</b> <b>B \$2,007</b> <b>COL/C \$2,066</b> <b>D \$2,142</b> <b>E \$2,217</b> <b>F \$2,335</b> <b>G \$2,459</b> <b>H \$2,593</b> <b>I \$2,804</b> <b>J \$3,056</b> <b>L1 \$2,552</b> <b>L2 \$2,703</b>
<ul style="list-style-type: none"> <li>• three open sections</li> <li>• linking hardware</li> <li>• optional attached 1 1/2" thick cushion</li> <li>• interior dividers have a wire pass thru</li> <li>• rectangular back center grommet available, specify and add \$93 list</li> <li>• 24" wire manager included for field installation</li> <li>• com ydg: 1 1/2</li> </ul>								
GSA Contract SIN #33721								
<b>Bench Height Credenza Open Storage</b>   <p>shown with cushion</p>	18	72	14 1/2	90	9	<b>BS1872-16SOS</b>	<b>\$1,788</b>	<b>COM \$2,367</b> <b>A \$2,388</b> <b>B \$2,425</b> <b>COL/C \$2,495</b> <b>D \$2,583</b> <b>E \$2,672</b> <b>F \$2,808</b> <b>G \$2,955</b> <b>H \$3,112</b> <b>I \$3,355</b> <b>J \$3,647</b> <b>L1 \$3,063</b> <b>L2 \$3,237</b>
<ul style="list-style-type: none"> <li>• four open sections</li> <li>• linking hardware</li> <li>• optional attached 1 1/2" thick cushion</li> <li>• interior dividers have a wire pass thru</li> <li>• rectangular back center grommet available, specify and add \$93 list</li> <li>• 24" wire manager included for field installation</li> <li>• com ydg: 1 3/4</li> </ul>								
GSA Contract SIN #33721								

Description	D	W	H	CTN WT	CU FT	① Model	List Price No Cushion	List Price With Cushion
Bench Height Credenza with Drawers	18	54	14 1/2	100	7	BS1854-16SDWR	\$1,776	COM \$2,235
	18	54	14 1/2	100	7	BS1854-16SDWL	\$1,776	A \$2,253
								B \$2,285
<ul style="list-style-type: none"> <li>one open section, two drawers</li> <li>linking hardware</li> <li>optional attached 1 1/2" thick cushion</li> <li>interior dividers have a wire pass thru</li> <li>rectangular back center grommet available, specify and add \$93 list</li> <li>24" wire manager included for field installation</li> <li>com ydg: 1 1/2</li> </ul>								COL/C \$2,344
								D \$2,420
								E \$2,496
								F \$2,613
								G \$2,737
								H \$2,873
								I \$3,083
								J \$3,334
								L1 \$2,831
								L2 \$2,983
GSA Contract SIN #33721								
Bench Height Credenza with Drawers	18	72	14 1/2	100	9	BS1872-16SDWR	\$2,047	COM \$2,625
	18	72	14 1/2	100	9	BS1872-16SDWL	\$2,047	A \$2,647
								B \$2,684
<ul style="list-style-type: none"> <li>two open sections, two drawers</li> <li>linking hardware</li> <li>optional attached 1 1/2" thick cushion</li> <li>interior dividers have a wire pass thru</li> <li>rectangular back center grommet available, specify and add \$93 list</li> <li>24" wire manager included for field installation</li> <li>com ydg: 1 3/4</li> </ul>								COL/C \$2,753
								D \$2,842
								E \$2,929
								F \$3,066
								G \$3,213
								H \$3,370
								I \$3,613
								J \$3,907
								L1 \$3,322
								L2 \$3,496
GSA Contract SIN #33721								
Bench Height Credenza with Drawers	18	72	14 1/2	120	9	BS1872-16SFS	\$2,323	COM \$2,902
								A \$2,923
								B \$2,961
<ul style="list-style-type: none"> <li>four drawers</li> <li>linking hardware</li> <li>optional attached 1 1/2" thick cushion</li> <li>interior dividers have a wire pass thru</li> <li>rectangular back center grommet available, specify and add \$93 list</li> <li>24" wire manager included for field installation</li> <li>com ydg: 1 3/4</li> </ul>								COL/C \$3,028
								D \$3,117
								E \$3,207
								F \$3,342
								G \$3,488
								H \$3,645
								I \$3,888
								J \$4,183
								L1 \$3,597
								L2 \$3,770
GSA Contract SIN #33721								

**To Order, Specify:**

- ① Model Number
- ② Wood Species - Rift Cut White Oak (WK4) or Flat Cut Walnut (WA1)
- ③ Wood Finish
- ④ Drawer Front Optional Paint Color
- ⑤ Metal Leg Color - Matte Black (MBK), Pewter (PEW)  
Soft Nickel (SNK) or Stardust Silver (STS)
- ⑥ Fabric Selection - Vendor, Pattern and Color
- ⑦ Optional Back (Black) Grommet (see page 71)

**③ Wood Finish Options:**

CLK Clear on Rift Cut White Oak  
CLW Clear on Flat Cut Walnut

**④ Paint Color - Add \$36 list per item:**

BKD	Backdrop	GRV	Greek Villa
BFX	Black Fox	NET	Network Gray
BWH	Bright White	NWH	Nonchalant White
CGP	Cargo Pants	STM	Storm
CHT	Chatroom	TRC	Tricorn Black
FRR	French Roast		

**⑥ Fabric Selection:**

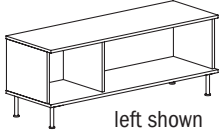
See a selection of graded in fabric manufacturers and patterns on pages 20-28. Contact Customer Service for additional fabric options.

**Specifications:**

- Wood species - Rift Cut White Oak or Flat Cut Walnut.
- 3/4" thick plywood tops
- Exterior feet and leg frames are fabricated from 14 gauge steel tubing and 14 gauge flat stock.

## Modular

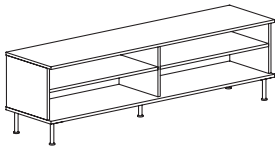
Description	D	W	H	CTN WT	CU FT	Model	List Price
Low Height Credenza	18	54	20	120	11	BS1854-20SOSR	\$1,560
Open Storage	18	54	20	120	11	BS1854-20SOSL	\$1,560



- open cabinet
- linking hardware
- interior dividers have a wire pass thru
- rectangular back center grommet available, specify and add \$93 list
- 24" wire manager included for field installation

GSA Contract SIN #33721

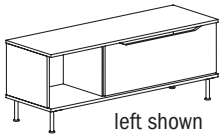
Low Height Credenza	18	72	20	110	15	BS1872-20SOS	\$2,019
Open Storage							



- two fixed shelves
- linking hardware
- interior dividers have a wire pass thru
- rectangular back center grommet available, specify and add \$93 list
- 24" wire manager included for field installation

GSA Contract SIN #33721

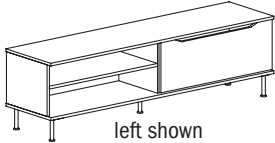
Low Height Credenza	18	54	20	140	11	BS1854-20SDWR	\$1,799
with Drawer	18	54	20	140	11	BS1854-20SDWL	\$1,799



- one open cabinet, one storage drawer
- linking hardware
- interior dividers have a wire pass thru
- rectangular back center grommet available, specify and add \$93 list
- 24" wire manager included for field installation

GSA Contract SIN #33721

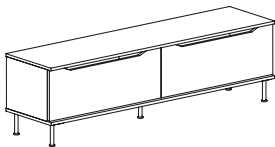
Low Height Credenza	18	72	20	130	15	BS1872-20SDWR	\$2,161
with Drawer	18	72	20	130	15	BS1872-20SDWL	\$2,161



- one open cabinet with one fixed shelf, one storage drawer
- linking hardware
- interior dividers have a wire pass thru
- rectangular back center grommet available, specify and add \$93 list
- 24" wire manager included for field installation

GSA Contract SIN #33721

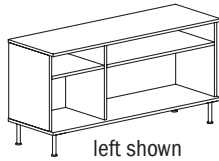
Low Height Credenza	18	72	20	150	15	BS1872-20SFS	\$2,295
with Two Drawers							



- two storage drawers
- linking hardware
- interior dividers have a wire pass thru
- rectangular back center grommet available, specify and add \$93 list
- 24" wire manager included for field installation

GSA Contract SIN #33721

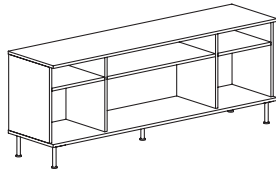
Description	D	W	H	CTN WT	CU FT	① Model	List Price
Standard Height Credenza Open Storage	18	54	27	130	15	<b>BS1854-27SOSR</b>	<b>\$1,837</b>
	18	54	27	130	15	<b>BS1854-27SOSL</b>	<b>\$1,837</b>



- open cabinet, two fixed shelves
- linking hardware
- interior dividers have a wire pass thru
- rectangular back center grommet available, specify and add \$93 list
- 24" wire manager included for field installation

GSA Contract SIN #33721

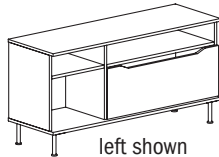
Standard Height Credenza Open Storage	18	72	27	130	20	<b>BS1872-27SOS</b>	<b>\$2,245</b>
--	----	----	----	-----	----	---------------------	----------------



- open cabinet, three fixed shelves
- linking hardware
- interior dividers have a wire pass thru
- rectangular back center grommet available, specify and add \$93 list
- 24" wire manager included for field installation

GSA Contract SIN #33721

Standard Height Credenza with Drawer	18	54	27	140	15	<b>BS1854-27SDWR</b>	<b>\$2,079</b>
	18	54	27	140	15	<b>BS1854-27SDWL</b>	<b>\$2,079</b>



- open cabinet with fixed shelf, storage drawer with open compartment
- linking hardware
- interior dividers have a wire pass thru
- rectangular back center grommet available, specify and add \$93 list
- 24" wire manager included for field installation

GSA Contract SIN #33721

**To Order, Specify:**

- ① Model Number
- ② Wood Species - Rift Cut White Oak (WK4) or Flat Cut Walnut (WA1)
- ③ Wood Finish
- ④ Drawer Front Optional Paint Color
- ⑤ Metal Leg Color - Matte Black (MBK), Pewter (PEW), Soft Nickel (SNK) or Stardust Silver (STS)
- ⑥ Optional Back (Black) Grommet (see page 71)

**③ Wood Finish Options:**

- CLK** Clear on Rift Cut White Oak  
**CLW** Clear on Flat Cut Walnut

**④ Paint Color - Add \$36 list per item:**

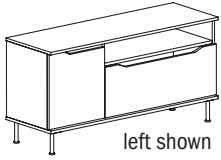
- |                         |                             |
|-------------------------|-----------------------------|
| <b>BKD</b> Backdrop     | <b>GRV</b> Greek Villa      |
| <b>BFX</b> Black Fox    | <b>NET</b> Network Gray     |
| <b>BWH</b> Bright White | <b>NWH</b> Nonchalant White |
| <b>CGP</b> Cargo Pants  | <b>STM</b> Storm            |
| <b>CHT</b> Chatroom     | <b>TRC</b> Tricorn Black    |
| <b>FRR</b> French Roast |                             |

**Specifications:**

- Wood species - Rift Cut White Oak or Flat Cut Walnut.
- 3/4" thick plywood tops
- Exterior feet and leg frames are fabricated from 14 gauge steel tubing and 14 gauge flat stock.

## Modular

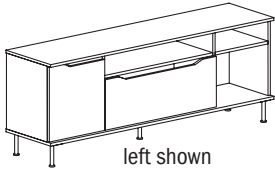
Description	D	W	H	CTN WT	CU FT	❶ Model	List Price
Standard Height Storage Credenza	18	54	27	150	15	BS1854-27SFSR	\$2,174
	18	54	27	150	15	BS1854-27SFSL	\$2,174



- one door with fixed shelf,  
storage drawer with open compartment
- linking hardware
- interior dividers have a wire pass thru
- rectangular back center grommet available, specify and add \$93 list
- 24" wire manager included for field installation

GSA Contract SIN #33721

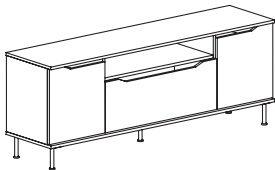
Standard Height Storage Credenza	18	72	27	160	20	BS1872-27SSR	\$2,654
	18	72	27	160	20	BS1872-27SSL	\$2,654



- one door with fixed shelf,  
storage drawer with open compartment  
open storage one fixed shelf
- linking hardware
- interior dividers have a wire pass thru
- rectangular back center grommet available, specify and add \$93 list
- 24" wire manager included for field installation

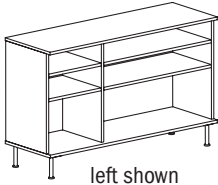
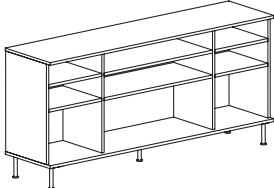
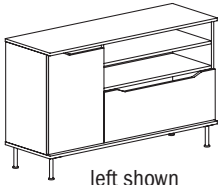
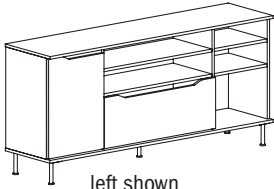
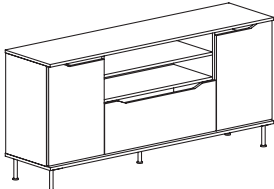
GSA Contract SIN #33721

Standard Height Storage Credenza	18	72	27	170	20	BS1872-27SFS	\$2,736
-------------------------------------	----	----	----	-----	----	--------------	---------



- one door with fixed shelf,  
one drawer with open compartment,  
one door with fixed shelf
- linking hardware
- interior dividers have a wire pass thru
- rectangular back center grommet available, specify and add \$93 list
- 24" wire manager included for field installation

GSA Contract SIN #33721

Description	D	W	H	CTN WT	CU FT	① Model	List Price
<b>Tall Credenza Open Storage</b>  <p>left shown</p>	18	54	33	140	19	<b>BS1854-33SOSR</b>	\$2,117
	18	54	33	140	19	<b>BS1854-33SOSL</b>	\$2,117
<ul style="list-style-type: none"> <li>• open cabinet, four fixed shelves</li> <li>• linking hardware</li> <li>• interior dividers have a wire pass thru</li> <li>• rectangular back center grommet available, specify and add \$93 list</li> <li>• 24" wire manager included for field installation</li> </ul> <p>GSA Contract SIN #33721</p>							
<b>Tall Credenza Open Storage</b> 	18	72	33	140	25	<b>BS1872-33SOS</b>	\$2,457
<ul style="list-style-type: none"> <li>• open cabinet, six fixed shelves</li> <li>• linking hardware</li> <li>• interior dividers have a wire pass thru</li> <li>• rectangular back center grommet available, specify and add \$93 list</li> <li>• 24" wire manager included for field installation</li> </ul> <p>GSA Contract SIN #33721</p>							
<b>Tall Storage Credenza</b>  <p>left shown</p>	18	54	33	160	19	<b>BS1854-33SFSR</b>	\$2,473
	18	54	33	160	19	<b>BS1854-33SFSL</b>	\$2,473
<ul style="list-style-type: none"> <li>• one door with two fixed shelves, one storage drawer with two open compartments</li> <li>• linking hardware</li> <li>• interior dividers have a wire pass thru</li> <li>• rectangular back center grommet available, specify and add \$93 list</li> <li>• 24" wire manager included for field installation</li> </ul> <p>GSA Contract SIN #33721</p>							
<b>Tall Storage Credenza</b>  <p>left shown</p>	18	72	33	170	25	<b>BS1872-33SSR</b>	\$2,808
	18	72	33	170	25	<b>BS1872-33SSL</b>	\$2,808
<ul style="list-style-type: none"> <li>• one door with two fixed shelves, one storage drawer with two open compartments, one cabinet with two fixed shelves</li> <li>• linking hardware</li> <li>• interior dividers have a wire pass thru</li> <li>• rectangular back center grommet available, specify and add \$93 list</li> <li>• 24" wire manager included for field installation</li> </ul> <p>GSA Contract SIN #33721</p>							
<b>Tall Storage Credenza</b> 	18	72	33	180	25	<b>BS1872-33SFS</b>	\$2,918
<ul style="list-style-type: none"> <li>• one door with two fixed shelves, one storage drawer with two open compartments, one door with two fixed shelves</li> <li>• linking hardware</li> <li>• interior dividers have a wire pass thru</li> <li>• rectangular back center grommet available, specify and add \$93 list</li> <li>• 24" wire manager included for field installation</li> </ul> <p>GSA Contract SIN #33721</p>							

**To Order, Specify:**

- ① Model Number
- ② Wood Species - Rift Cut White Oak (WK4) or Flat Cut Walnut (WA1)
- ③ Wood Finish
- ④ Door and Drawer Front Optional Paint Color
- ⑤ Metal Leg Color - Matte Black (MBK), Pewter (PEW), Soft Nickel (SNK) or Stardust Silver (STS)
- ⑥ Optional Back (Black) Grommet (see page 71)

**③ Wood Finish Options:**

- CLK** Clear on Rift Cut White Oak  
**CLW** Clear on Flat Cut Walnut

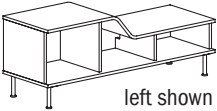
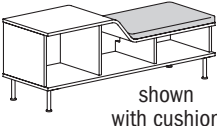
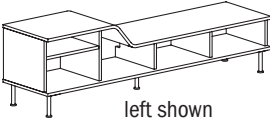
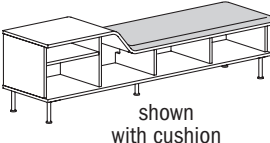
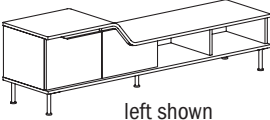
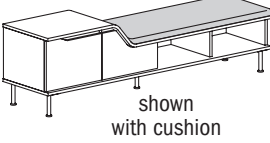
**④ Paint Color - Add \$36 list per item:**

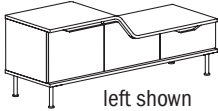
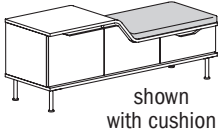
- |                         |                             |
|-------------------------|-----------------------------|
| <b>BKD</b> Backdrop     | <b>GRV</b> Greek Villa      |
| <b>BFX</b> Black Fox    | <b>NET</b> Network Gray     |
| <b>BWH</b> Bright White | <b>NWH</b> Nonchalant White |
| <b>CGP</b> Cargo Pants  | <b>STM</b> Storm            |
| <b>CHT</b> Chatroom     | <b>TRC</b> Tricorn Black    |
| <b>FRR</b> French Roast |                             |

**Specifications:**

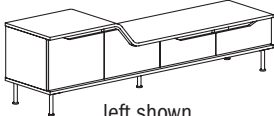
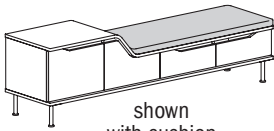
- Wood species - Rift Cut White Oak or Flat Cut Walnut.
- 3/4" thick plywood tops
- Exterior feet and leg frames are fabricated from 14 gauge steel tubing and 14 gauge flat stock.

## Modular

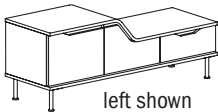
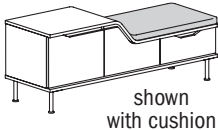
Description	D	W	H	CTN WT	CU FT	① Model	List Price No Cushion	List Price With Cushion
Low Height Transition Credenza Open Storage	18	54	14 1/2 / 20	110	11	BS1854-20TOSR	\$2,320	COM \$2,701
	18	54	14 1/2 / 20	110	11	BS1854-20TOSL	\$2,320	A \$2,711
								B \$2,726
								COL/C \$2,756
								D \$2,794
								E \$2,832
								F \$2,892
								G \$2,954
								H \$3,021
								I \$3,124
								J \$3,251
								L1 \$2,998
								L2 \$3,074
<div>   </div> <ul style="list-style-type: none"> <li>• open cabinet</li> <li>• bent ply top</li> <li>• linking hardware</li> <li>• optional attached 1 1/2" thick cushion</li> <li>• interior dividers have a wire pass thru</li> <li>• two rectangular back center grommets available, specify and add \$182 list</li> <li>• 24" wire manager included for field installation</li> <li>• com ydg: 3/4</li> </ul> <p>GSA Contract SIN #33721</p>								
Low Height Transition Credenza Open Storage	18	72	14 1/2 / 20	120	15	BS1872-20TOSR	\$2,556	COM \$3,120
	18	72	14 1/2 / 20	120	15	BS1872-20TOSL	\$2,556	A \$3,135
								B \$3,161
								COL/C \$3,212
								D \$3,275
								E \$3,337
								F \$3,435
								G \$3,540
								H \$3,652
								I \$3,826
								J \$4,036
								L1 \$3,616
								L2 \$3,742
<div>   </div> <ul style="list-style-type: none"> <li>• open cabinet, one fixed shelf</li> <li>• bent ply top</li> <li>• linking hardware</li> <li>• optional attached 1 1/2" thick cushion</li> <li>• interior dividers have a wire pass thru</li> <li>• two rectangular back center grommets available, specify and add \$182 list</li> <li>• 24" wire manager included for field installation</li> <li>• com ydg: 1 1/4</li> </ul> <p>GSA Contract SIN #33721</p>								
Low Height Transition Storage Credenza	18	72	14 1/2 / 20	110	15	BS1872-20TSR	\$2,845	COM \$3,410
	18	72	14 1/2 / 20	110	15	BS1872-20TSL	\$2,845	A \$3,423
								B \$3,451
								COL/C \$3,501
								D \$3,565
								E \$3,627
								F \$3,724
								G \$3,829
								H \$3,941
								I \$4,115
								J \$4,326
								L1 \$3,907
								L2 \$4,031
<div>   </div> <ul style="list-style-type: none"> <li>• two drawers, open cabinet</li> <li>• bent ply top</li> <li>• linking hardware</li> <li>• optional attached 1 1/2" thick cushion</li> <li>• interior dividers have a wire pass thru</li> <li>• two rectangular back center grommets available, specify and add \$182 list</li> <li>• 24" wire manager included for field installation</li> <li>• com ydg: 1 1/4</li> </ul> <p>GSA Contract SIN #33721</p>								

Description	D	W	H	CTN WT	CU FT	① Model	List Price No Cushion	List Price With Cushion
Low Height Transition Storage Credenza	18	54	14 1/2 / 20	120	11	BS1854-20TFSR	\$2,778	COM \$3,159
 left shown	18	54	14 1/2 / 20	120	11	BS1854-20TFSL	\$2,778	A \$3,169
 shown with cushion								B \$3,185
<ul style="list-style-type: none"> <li>• three drawers</li> <li>• bent ply top</li> <li>• linking hardware</li> <li>• optional attached 1 1/2" thick cushion</li> <li>• interior dividers have a wire pass thru</li> <li>• two rectangular back center grommets available, specify and add \$182 list</li> <li>• 24" wire manager included for field installation</li> <li>• com ydg: 3/4</li> </ul>								COL/C \$3,215
								D \$3,252
								E \$3,290
								F \$3,350
								G \$3,412
								H \$3,479
								I \$3,583
								J \$3,709
								L1 \$3,456
								L2 \$3,533

GSA Contract SIN #33721

Low Height Transition Storage Credenza	18	72	14 1/2 / 20	130	15	BS1872-20TFSR	\$3,031	COM \$3,596
 left shown	18	72	14 1/2 / 20	130	15	BS1872-20TFSL	\$3,031	A \$3,610
 shown with cushion								B \$3,638
<ul style="list-style-type: none"> <li>• four drawers</li> <li>• bent ply top</li> <li>• linking hardware</li> <li>• optional attached 1 1/2" thick cushion</li> <li>• interior dividers have a wire pass thru</li> <li>• two rectangular back center grommets available, specify and add \$182 list</li> <li>• 24" wire manager included for field installation</li> <li>• com ydg: 1 1/4</li> </ul>								COL/C \$3,687
								D \$3,752
								E \$3,813
								F \$3,910
								G \$4,017
								H \$4,128
								I \$4,301
								J \$4,512
								L1 \$4,093
								L2 \$4,217

GSA Contract SIN #33721

Low Height Transition Storage Credenza	18	54	14 1/2 / 20	130	11	BS1854-20TDSR	\$2,817	COM \$3,199
 left shown	18	54	14 1/2 / 20	130	11	BS1854-20TDSL	\$2,817	A \$3,210
 shown with cushion								B \$3,225
<ul style="list-style-type: none"> <li>• one door with fixed shelf,</li> <li>• two drawers</li> <li>• bent ply top</li> <li>• linking hardware</li> <li>• optional attached 1 1/2" thick cushion</li> <li>• interior dividers have a wire pass thru</li> <li>• two rectangular back center grommets available, specify and add \$182 list</li> <li>• 24" wire manager included for field installation</li> <li>• com ydg: 3/4</li> </ul>								COL/C \$3,254
								D \$3,292
								E \$3,330
								F \$3,388
								G \$3,451
								H \$3,518
								I \$3,623
								J \$3,750
								L1 \$3,497
								L2 \$3,572

GSA Contract SIN #33721

**To Order, Specify:**

- ① Model Number
- ② Wood Species - Rift Cut White Oak (WK4) or Flat Cut Walnut (WA1)
- ③ Wood Finish
- ④ Door and Drawer Front Optional Paint Color
- ⑤ Metal Leg Color - Matte Black (MBK), Pewter (PEW)  
Soft Nickel (SNK) or Stardust Silver (STS)
- ⑥ Fabric Selection - Vendor, Pattern and Color
- ⑦ Optional Back (Black) Grommet (see page 71)

**③ Wood Finish Options:**

CLK Clear on Rift Cut White Oak  
CLW Clear on Flat Cut Walnut

**④ Paint Color - Add \$36 list per item:**

BKD	Backdrop	GRV	Greek Villa
BFX	Black Fox	NET	Network Gray
BWH	Bright White	NWH	Nonchalant White
CGP	Cargo Pants	STM	Storm
CHT	Chatroom	TRC	Tricorn Black
FRR	French Roast		

**⑥ Fabric Selection:**

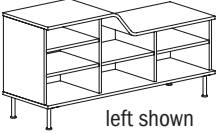
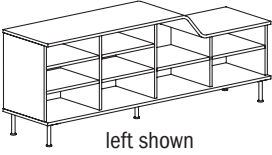
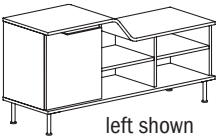
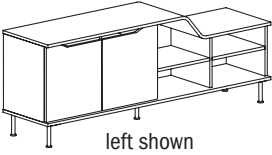
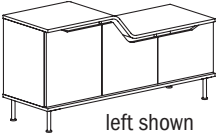
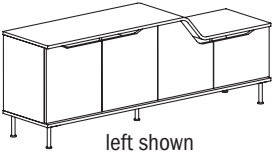
See a selection of graded in fabric manufacturers and patterns on pages 20-28. Contact Customer Service for additional fabric options.

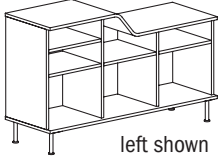
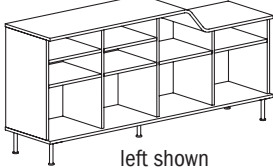
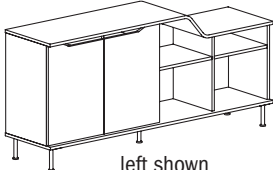
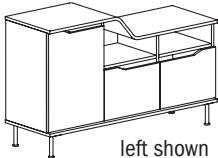
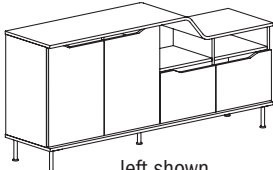
**Specifications:**

- Wood species - Rift Cut White Oak or Flat Cut Walnut.
- 3/4" thick plywood tops
- Exterior feet and leg frames are fabricated from 14 gauge steel tubing and 14 gauge flat stock.



## Modular

Description	D	W	H	CTN WT	CU FT	Model	List Price
Standard Height Transition Credenza Open Storage	18	54	20 / 27	120	15	BS1854-27TOSR	\$2,797
	18	54	20 / 27	120	15	BS1854-27TOSL	\$2,797
 left shown GSA Contract SIN #33721						<ul style="list-style-type: none"> <li>open cabinet, four fixed shelves</li> <li>bent ply top</li> <li>linking hardware</li> <li>interior dividers have a wire pass thru</li> <li>two rectangular back center grommets available, specify and add \$182 list</li> <li>24" wire manager included for field installation</li> </ul>	
Standard Height Transition Credenza Open Storage	18	72	20 / 27	130	20	BS1872-27TOSR	\$2,960
	18	72	20 / 27	130	20	BS1872-27TOSL	\$2,960
 left shown GSA Contract SIN #33721						<ul style="list-style-type: none"> <li>open cabinet, six fixed shelves</li> <li>bent ply top</li> <li>linking hardware</li> <li>interior dividers have a wire pass thru</li> <li>two rectangular back center grommets available, specify and add \$182 list</li> <li>24" wire manager included for field installation</li> </ul>	
Standard Height Transition Credenza	18	54	20 / 27	130	15	BS1854-27THDR	\$2,887
	18	54	20 / 27	130	15	BS1854-27THDL	\$2,887
 left shown GSA Contract SIN #33721						<ul style="list-style-type: none"> <li>one door with two fixed shelves, open cabinet with two fixed shelves</li> <li>bent ply top</li> <li>linking hardware</li> <li>interior dividers have a wire pass thru</li> <li>two rectangular back center grommets available, specify and add \$182 list</li> <li>24" wire manager included for field installation</li> </ul>	
Standard Height Transition Credenza Open Storage	18	72	20 / 27	140	20	BS1872-27TSR	\$3,144
	18	72	20 / 27	140	20	BS1872-27TSL	\$3,144
 left shown GSA Contract SIN #33721						<ul style="list-style-type: none"> <li>two doors with two fixed shelves, open cabinets with two fixed shelves</li> <li>bent ply top</li> <li>linking hardware</li> <li>interior dividers have a wire pass thru</li> <li>two rectangular back center grommets available, specify and add \$182 list</li> <li>24" wire manager included for field installation</li> </ul>	
Standard Height Transition Credenza Full Storage	18	54	20 / 27	140	15	BS1854-27TFSR	\$3,098
	18	54	20 / 27	140	15	BS1854-27TFSL	\$3,098
 left shown GSA Contract SIN #33721						<ul style="list-style-type: none"> <li>one door with two fixed shelves, two drawers</li> <li>bent ply top</li> <li>linking hardware</li> <li>interior dividers have a wire pass thru</li> <li>two rectangular back center grommets available, specify and add \$182 list</li> <li>24" wire manager included for field installation</li> </ul>	
Standard Height Transition Credenza Full Storage	18	72	20 / 27	160	20	BS1872-27TFSR	\$3,505
	18	72	20 / 27	160	20	BS1872-27TFSL	\$3,505
 left shown GSA Contract SIN #33721						<ul style="list-style-type: none"> <li>two doors with two fixed shelves, two drawers</li> <li>bent ply top</li> <li>linking hardware</li> <li>interior dividers have a wire pass thru</li> <li>two rectangular back center grommets available, specify and add \$182 list</li> <li>24" wire manager included for field installation</li> </ul>	

Description	D	W	H	CTN WT	CU FT	① Model	List Price
Tall Transition Credenza	18	54	27 / 33	130	19	BS1854-33TOSR	\$2,896
Open Storage	18	54	27 / 33	130	19	BS1854-33TOSL	\$2,896
 <p>left shown</p>	<ul style="list-style-type: none"> <li>• open cabinet, four fixed shelves</li> <li>• bent ply top</li> <li>• linking hardware</li> <li>• interior dividers have a wire pass thru</li> <li>• two rectangular back center grommets available, specify and add \$182 list</li> <li>• 24" wire manager included for field installation</li> </ul>						
	GSA Contract SIN #33721						
Tall Transition Credenza	18	72	27 / 33	140	25	BS1872-33TOSR	\$3,157
Open Storage	18	72	27 / 33	140	25	BS1872-33TOSL	\$3,157
 <p>left shown</p>	<ul style="list-style-type: none"> <li>• open cabinet, six fixed shelves</li> <li>• bent ply top</li> <li>• linking hardware</li> <li>• interior dividers have a wire pass thru</li> <li>• two rectangular back center grommets available, specify and add \$182 list</li> <li>• 24" wire manager included for field installation</li> </ul>						
	GSA Contract SIN #33721						
Tall Transition Storage Credenza	18	72	27 / 33	150	25	BS1872-33TSR	\$3,379
	18	72	27 / 33	150	25	BS1872-33TSL	\$3,379
 <p>left shown</p>	<ul style="list-style-type: none"> <li>• two doors with two fixed shelves,</li> <li>• open cabinet with two fixed shelves</li> <li>• bent ply top</li> <li>• linking hardware</li> <li>• interior dividers have a wire pass thru</li> <li>• two rectangular back center grommets available, specify and add \$182 list</li> <li>• 24" wire manager included for field installation</li> </ul>						
	GSA Contract SIN #33721						
Tall Transition Storage Credenza	18	54	27 / 33	150	19	BS1854-33TFSR	\$3,265
	18	54	27 / 33	150	19	BS1854-33TFSL	\$3,265
 <p>left shown</p>	<ul style="list-style-type: none"> <li>• one door with two fixed shelves,</li> <li>• two drawers with open compartments</li> <li>• bent ply top</li> <li>• linking hardware</li> <li>• interior dividers have a wire pass thru</li> <li>• two rectangular back center grommets available, specify and add \$182 list</li> <li>• 24" wire manager included for field installation</li> </ul>						
	GSA Contract SIN #33721						
Tall Transition Storage Credenza	18	72	27 / 33	170	25	BS1872-33TFSR	\$3,723
	18	72	27 / 33	170	25	BS1872-33TFSL	\$3,723
 <p>left shown</p>	<ul style="list-style-type: none"> <li>• two doors with two fixed shelves,</li> <li>• two drawers with open compartments</li> <li>• bent ply top</li> <li>• linking hardware</li> <li>• interior dividers have a wire pass thru</li> <li>• two rectangular back center grommets available, specify and add \$182 list</li> <li>• 24" wire manager included for field installation</li> </ul>						
	GSA Contract SIN #33721						

## To Order, Specify:

- ① Model Number
- ② Wood Species - Rift Cut White Oak (WK4) or Flat Cut Walnut (WA1)
- ③ Wood Finish
- ④ Door/Drawer Front Optional Paint Color
- ⑤ Metal Leg Color - Matte Black (MBK), Pewter (PEW), Soft Nickel (SNK) or Stardust Silver (STS)
- ⑥ Optional Back (Black) Grommet (see page 71)

## ③ Wood Finish Options:

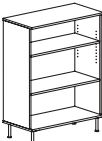
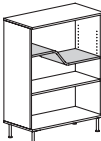
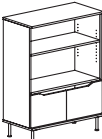
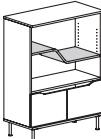

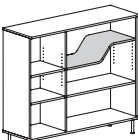
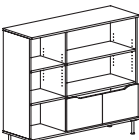
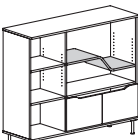
- CLK Clear on Rift Cut White Oak  
CLW Clear on Flat Cut Walnut


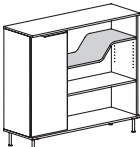
## ④ Paint Color - Add \$36 list per item:


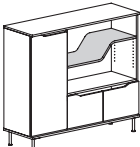
- |     |              |     |                  |
|-----|--------------|-----|------------------|
| BKD | Backdrop     | GRV | Greek Villa      |
| BFX | Black Fox    | NET | Network Gray     |
| BWH | Bright White | NWH | Nonchalant White |
| CGP | Cargo Pants  | STM | Storm            |
| CHT | Chatroom     | TRC | Tricorn Black    |
| FRR | French Roast |     |                  |

## Specifications:

- Wood species - Rift Cut White Oak or Flat Cut Walnut.
- 3/4" thick plywood tops
- Exterior feet and leg frames are fabricated from 14 gauge steel tubing and 14 gauge flat stock.

Description	D	W	H	CTN WT	CU FT	① Model	List Price
Open Bookcase	18	36	48	99	22	BS1836-480BC	\$1,949
<div> straight shelf</div> <div> optional bent plywood</div>	<ul style="list-style-type: none"><li>• open cabinet, two shelves</li><li>• lower shelf fixed, always straight</li><li>• upper shelf adjustable, straight standard; bent plywood available, specify and add \$693 to list - see page 141 for more information on shelving</li><li>• specify back height: full back, mid back or low back - see page 141 for more information on back heights</li><li>• specify metal leg color option: Matte Black (MBK), Soft Nickel (SNK) or Stardust Silver (STS)</li><li>• linking hardware</li></ul> <div>GSA Contract SIN #33721</div>						
Open Bookcase with Lower Doors	18	36	48	115	22	BS1836-48SBC	\$2,091
<div> straight shelf</div> <div> optional bent plywood</div>	<ul style="list-style-type: none"><li>• two doors, open cabinet with two shelves</li><li>• lower shelf fixed, always straight</li><li>• upper shelf adjustable, straight standard; bent plywood available, specify and add \$693 to list - see page 141 for more information on shelving</li><li>• specify back height: full back, mid back or low back - see page 141 for more information on back heights</li><li>• specify metal leg color option: Matte Black (MBK), Soft Nickel (SNK) or Stardust Silver (STS)</li><li>• linking hardware</li></ul> <div>GSA Contract SIN #33721</div>						
Open Storage Bookcase with Tower	18	54	48	165	33	BS1854-480BCR	\$2,368
<div> straight shelf</div> <div> optional bent plywood</div> <div>lefts shown</div>	18	54	48	165	33	BS1854-480BCL	\$2,368
	<ul style="list-style-type: none"><li>• open cabinet, four shelves</li><li>• two lower shelves fixed, always straight</li><li>• two upper shelves adjustable, straight standard; bent plywood available on wide shelf, specify and add \$693 to list - see page 141 for more information on shelving</li><li>• specify back height: full back, mid back or low back - see page 141 for more information on back heights</li><li>• specify metal leg color option: Matte Black (MBK), Soft Nickel (SNK) or Stardust Silver (STS)</li><li>• linking hardware</li></ul> <div>GSA Contract SIN #33721</div>						
Storage Bookcase with Lower Doors and Tower	18	54	48	181	33	BS1854-48DBCR	\$2,524
<div> straight shelf</div> <div> optional bent plywood</div> <div>lefts shown</div>	18	54	48	181	33	BS1854-48DBCL	\$2,524
	<ul style="list-style-type: none"><li>• two doors, open cabinet</li><li>• two lower shelves fixed, always straight</li><li>• two upper shelves adjustable, straight standard; bent plywood available on wide shelf, specify and add \$693 to list - see page 141 for more information on shelving</li><li>• specify back height: full back, mid back or low back - see page 141 for more information on back heights</li><li>• specify metal leg color option: Matte Black (MBK), Soft Nickel (SNK) or Stardust Silver (STS)</li><li>• linking hardware</li></ul> <div>GSA Contract SIN #33721</div>						

Description	D	W	H	CTN WT	CU FT	① Model	List Price
Storage Bookcase with Tower Door	18	54	48	185	33	<b>BS1854-48TBCR</b>	\$2,524
	18	54	48	185	33	<b>BS1854-48TBCL</b>	\$2,524
<div style="display: flex; align-items: flex-start;"> <div style="flex: 1;">  <p>straight shelf</p> </div> <div style="flex: 1;">  <p>optional bent plywood</p> </div> <div style="flex: 2;"> <p>lefts shown</p> <ul style="list-style-type: none"> <li>· tower door with two shelves, lower shelf fixed</li> <li>· open cabinet with two shelves</li> <li>· lower shelf fixed, always straight</li> <li>· upper shelf adjustable, straight standard; bent plywood available on upper shelf, specify and add \$693 to list - see page 141 for more information on shelving</li> <li>· specify back height: full back, mid back or low back - see page 141 for more information on back heights</li> <li>· specify metal leg color option: Matte Black (MBK), Soft Nickel (SNK) or Stardust Silver (STS)</li> <li>· linking hardware</li> </ul> </div> </div>							
GSA Contract SIN #33721							

Storage Bookcase with Full Door Set and Tower	18	54	48	201	33	<b>BS1854-48SBCR</b>	\$2,644
	18	54	48	201	33	<b>BS1854-48SBCL</b>	\$2,644
<div style="display: flex; align-items: flex-start;"> <div style="flex: 1;">  <p>straight shelf</p> </div> <div style="flex: 1;">  <p>optional bent plywood</p> </div> <div style="flex: 2;"> <p>lefts shown</p> <ul style="list-style-type: none"> <li>· tower door with two shelves, lower shelf fixed</li> <li>· open cabinet with two shelves</li> <li>· lower shelf fixed, always straight</li> <li>· upper shelf adjustable, straight standard; bent plywood available on adjustable shelf, specify and add \$693 to list - see page 141 for more information on shelving</li> <li>· specify back height: full back, mid back or low back - see page 141 for more information on back heights</li> <li>· specify metal leg color option: Matte Black (MBK), Soft Nickel (SNK) or Stardust Silver (STS)</li> <li>· linking hardware</li> </ul> </div> </div>							
GSA Contract SIN #33721							

#### To Order, Specify:

- ① Model Number
- ② Wood Species - Rift Cut White Oak (WK4) or Flat Cut Walnut (WA1)
- ③ Wood Finish
- ④ Door Front Optional Paint Color
- ⑤ Back Height - Full Back, Mid Back, Low Back
- ⑥ Metal Leg Color - Matte Black (MBK), Pewter(PEW)  
Soft Nickel (SNK) or Stardust Silver (STS)

#### ③ Wood Finish Options:

- CLK** Clear on Rift Cut White Oak  
**CLW** Clear on Flat Cut Walnut

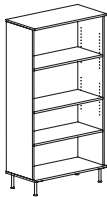
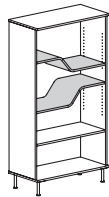
#### ④ Paint Color - Add \$36 list per item:

- |                         |                             |
|-------------------------|-----------------------------|
| <b>BKD</b> Backdrop     | <b>GRV</b> Greek Villa      |
| <b>BFX</b> Black Fox    | <b>NET</b> Network Gray     |
| <b>BWH</b> Bright White | <b>NWH</b> Nonchalant White |
| <b>CGP</b> Cargo Pants  | <b>STM</b> Storm            |
| <b>CHT</b> Chatroom     | <b>TRC</b> Tricorn Black    |
| <b>FRR</b> French Roast |                             |

#### Specifications:

- Wood species - Rift Cut White Oak or Flat Cut Walnut.
- 3/4" thick plywood tops
- Exterior feet and leg frames are fabricated from 14 gauge steel tubing and 14 gauge flat stock.

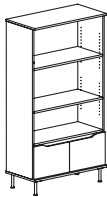
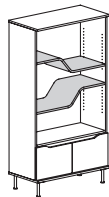
Description	D	W	H	CTN WT	CU FT	Model	List Price
Open Bookcase	18	36	68	114	31	<b>BS1836-680BC</b>	<b>\$2,283</b>

straight  
shelvesoptional  
bent plywood

- open cabinet, three shelves
- lower shelf fixed, always straight
- two upper shelves adjustable, straight standard; bent plywood available, specify and add \$693 per shelf to list - see page 141 for more information on shelving
- specify back height: full back, mid back or low back - see page 141 for more information on back heights
- specify metal leg color option: Matte Black (MBK), Soft Nickel (SNK) or Stardust Silver (STS)
- linking hardware

GSA Contract SIN #33721

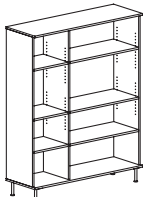
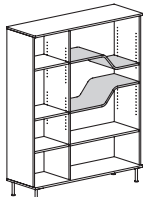
Open Bookcase with Lower Doors	18	36	68	130	31	<b>BS1836-68SBC</b>	<b>\$2,427</b>
--------------------------------	----	----	----	-----	----	---------------------	----------------

straight  
shelvesoptional  
bent plywood

- two doors, open cabinet with three shelves
- lower shelf fixed, always straight
- two upper shelves adjustable, straight standard; bent plywood available, specify and add \$693 per shelf to list - see page 141 for more information on shelving
- specify back height: full back, mid back or low back - see page 141 for more information on back heights
- specify metal leg color option: Matte Black (MBK), Soft Nickel (SNK) or Stardust Silver (STS)
- linking hardware

GSA Contract SIN #33721

Open Storage Bookcase with Tower	18	54	68	209	46	<b>BS1854-680BCR</b>	<b>\$2,716</b>
	18	54	68	209	46	<b>BS1854-680BCL</b>	<b>\$2,716</b>

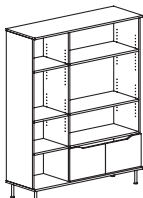
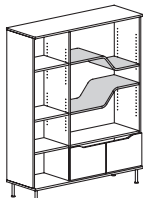
straight  
shelvesoptional  
bent plywood

lefts shown

- open cabinet, six shelves
- two lower shelves fixed, always straight
- four upper shelves adjustable, straight standard; bent plywood available on wide shelves, specify and add \$693 per shelf to list - see page 141 for more information on shelving
- specify back height: full back, mid back or low back - see page 141 for more information on back heights
- specify metal leg color option: Matte Black (MBK), Soft Nickel (SNK) or Stardust Silver (STS)
- linking hardware

GSA Contract SIN #33721

Storage Bookcase with Lower Doors and Tower	18	54	68	225	46	<b>BS1854-68DBCR</b>	<b>\$2,853</b>
	18	54	68	225	46	<b>BS1854-68DBCL</b>	<b>\$2,853</b>

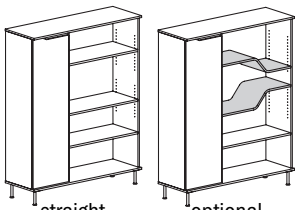
straight  
shelvesoptional  
bent plywood

lefts shown

- two doors, open cabinet with six shelves
- two lower shelves fixed, always straight
- four upper shelves adjustable, straight standard; bent plywood available on wide shelves, specify and add \$693 per shelf to list - see page 141 for more information on shelving
- specify back height: full back, mid back or low back - see page 141 for more information on back heights
- specify metal leg color option: Matte Black (MBK), Soft Nickel (SNK) or Stardust Silver (STS)
- linking hardware

GSA Contract SIN #33721

Description	D	W	H	CTN WT	CU FT	① Model	List Price
Storage Bookcase with Tower Door	18	54	68	234	46	<b>BS1854-68TBCR</b>	\$2,853
	18	54	68	234	46	<b>BS1854-68TBCL</b>	\$2,853



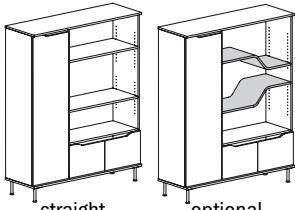
straight shelves      optional bent plywood

lefts shown

- tower door with three shelves, lower shelf fixed
- open cabinet with three shelves
- lower shelf fixed, always straight
- two upper shelves adjustable, straight standard; bent plywood available on adjustable shelves, specify and add \$693 per shelf to list - see page 141 for more information on shelving
- specify back height: full back, mid back or low back - see page 141 for more information on back heights
- specify metal leg color option: Matte Black (MBK), Soft Nickel (SNK) or Stardust Silver (STS)
- linking hardware

GSA Contract SIN #33721

Storage Bookcase with Full Door Set and Tower	18	54	68	250	46	<b>BS1854-68SBCR</b>	\$2,973
	18	54	68	250	46	<b>BS1854-68SBCL</b>	\$2,973



straight shelves      optional bent plywood

lefts shown

- tower door with three shelves, lower shelf fixed
- open cabinet with three shelves
- lower shelf fixed, always straight;
- two upper shelves adjustable, straight standard; bent plywood available on adjustable shelves, specify and add \$693 per shelf to list - see page 141 for more information on shelving
- specify back height: full back, mid back or low back - see page 141 for more information on back heights
- specify metal leg color option: Matte Black (MBK), Soft Nickel (SNK) or Stardust Silver (STS)
- linking hardware

GSA Contract SIN #33721

#### To Order, Specify:

- ① Model Number
- ② Wood Species - Rift Cut White Oak (WK4) or Flat Cut Walnut (WA1)
- ③ Wood Finish
- ④ Door Front Optional Paint Color
- ⑤ Back Height - Full Back, Mid Back, Low Back
- ⑥ Metal Leg Color - Matte Black (MBK), Pewter(PEW) Soft Nickel (SNK) or Stardust Silver (STS)

#### ③ Wood Finish Options:

- CLK** Clear on Rift Cut White Oak  
**CLW** Clear on Flat Cut Walnut

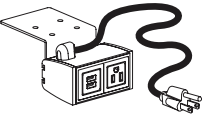
#### ④ Paint Color - Add \$36 list per item:

- |                         |                             |
|-------------------------|-----------------------------|
| <b>BKD</b> Backdrop     | <b>GRV</b> Greek Villa      |
| <b>BFX</b> Black Fox    | <b>NET</b> Network Gray     |
| <b>BWH</b> Bright White | <b>NWH</b> Nonchalant White |
| <b>CGP</b> Cargo Pants  | <b>STM</b> Storm            |
| <b>CHT</b> Chatroom     | <b>TRC</b> Tricorn Black    |
| <b>FRR</b> French Roast |                             |

#### Specifications:

- Wood species - Rift Cut White Oak or Flat Cut Walnut.
- 3/4" thick plywood tops
- Exterior feet and leg frames are fabricated from 14 guage steel tubing and 14 guage flat stock.

Description	D	W	H	CTN WT	CU FT	❶ Model	List Price
Power Center Under Mount	6	3 5/8	2 1/2	4	1	EC21	\$517



- mounts under platform or surface
- field installable
- one power receptacle - 110 volt, one dual USB port
- 10' power cord with molded plug
- specify Black (B) or White (W) finish

GSA Contract SIN # 711-16

BeSPACE

To Order, Specify:  
❶ Model Number



## Bison Order Check List:



### Specify:

- ☐ 1. Model Number
- ☐ 2. Wood Species - Red Oak (RO) or Maple (M)
- ☐ 3. Wood Finish/Color
- ☐ 4. Fabric Selection - vendor, pattern and color
- ☐ 5. Optional Rubber Cushion Nylon Glides - no upcharge

### Example:

<b>4C</b> (model #)	<b>RO</b> (wood species)	<b>HEN</b> (finish)	<b>MOMENTUM</b> (fabric vendor)	<b>VOX</b> (pattern name)	<b>MYSTIC</b> (pattern color)
------------------------	-----------------------------	------------------------	------------------------------------	------------------------------	----------------------------------

### 1. Model Number

### 2. Wood Species - Red Oak (RO) or Maple (M)

### 3. Wood Finish/Color Options:

#### Red Oak

BRW	Brownie	ECU	Ecru
CAN	Canyon	HEN	Henna
CIT	Citron	HNY	Honey
DES	Desert	NUT	Nut Brown

#### Maple

CAG	Aged Ash Coordinate	CGR	Graphite Coordinate
ALM	Ale Medium	HRV	Harvest
AUB	Auburn	CHL	High Line Coordinate
BRL	Barley	CKC	Khaki Coordinate
CBE	Blonde Echo Coordinate	LGC	Legacy
BBM	Bourbon Medium	MCH	Mocha
CBZ	Brazilwood Coordinate	NTO	Night Owl
BRM	Brighton Medium	COA	Oatmeal Cookie Coordinate
BUT	Butterscotch	CPI	Pinnacle Walnut Coordinate
CIN	Cinnamon	PRL	Praline
CLA	Classic	SAF	Saffron
CCF	Coffee Coordinate	SIE	Sienna
CLL	Collectors	CST	Studio Teak Coordinate
CCR	Cremello Coordinate	TOF	Toffee
EAR	Earthy	TRF	Truffle
ESP	Espresso	VEN	Venetian
FLX	Flax	CVI	Vintage Coordinate
CFL	Florence Walnut Coordinate	CWH	Walnut Heights Coordinate
CFO	Fossil Coordinate	CWE	Weathered Ash Coordinate

#### Color - Add \$38 list per item

BKD	Backdrop	GRV	Greek Villa
BFX	Black Fox	GLF	Gulf Stream
BWH	Bright White	HTB	Heartthrob
CGP	Cargo Pants	NET	Network Gray
CHT	Chatroom	NWH	Nonchalant White
DSY	Daisy	PAR	Paradise
DRG	Daring	QXP	Quixotic Plum
DYN	Dynamo	RBZ	Relic Bronze
ENG	Enigma	SND	Sandbank
FRR	French Roast	STM	Storm
GBY	Georgian Bay	TRC	Tricorn Black

### 4. Fabric Selection - Please supply the following:

Fabric vendor  
Pattern name  
Pattern color

[For a complete list of JSI Graded-In Fabric click here](#)

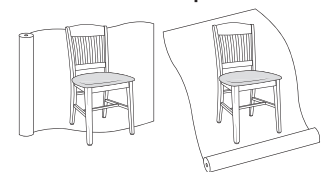
### All COM orders must include the following:

- Vendor's name, pattern name and color
- Sample of the fabric attached to order
- Model numbers of items for fabric application
- Special application instructions (e.g., all stripes will be applied front to back unless specified otherwise)
- Customer and purchase order number

Ship prepaid COM  
material to:



JSI  
Attn: COM Department  
201 East Martin Street  
Receiving B, Dock 71  
Orleans, IN 47452

Application of fabric:  
Railroaded Up the Roll



All COM orders will ship at standard lead time from receipt of COM except for orders requiring special custom matched finishes.



Description	① Model	Specifications				List Price Per Grade		
Barstool 18"h   3A all wood  3C uph. seat	3A All Wood 3C Uph. Seat · 18" seat height  GSA Contract SIN #33721	Dimensions		D	W	H	All Wood	\$250
		Overall		14 ¼	14 ¼	18	COM	\$307
		Seat		14	14	18	A	\$324
		Upholstery		Shipping			B	\$343
		COM Ydg	1	Ctn Wt	13	COL/C	\$377	
		COL Sq Ft	12	Cu Ft	4	D	\$422	
							E	\$468
							F	\$517
							G	\$584
							H	\$654
							I	\$765
							J	\$902

L1	\$596
L2	\$667

Barstool 24" h

4A

all wood

4C

uph. seat

4A All Wood

4C Uph. Seat

24" seat height

GSA Contract SIN #33721

Dimensions	D	W	H
Overall	16	16	24 ¼
Seat	14	14	24
Upholstery		Shipping	
COM Ydg	1	Ctn Wt	15
COL Sq Ft	12	Cu Ft	6

All Wood

\$263

COM

\$319

A

\$334

B

\$355

COL/C

\$389

D

\$434

E

\$479

F

\$526

G

\$593

H

\$665

I

\$778

J



\$912

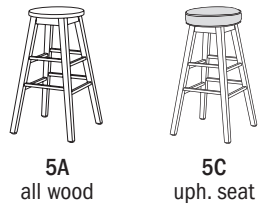
L1

\$608

L2

\$680

Description		1 Model	Specifications				List Price Per Grade		
Barstool 30"h		<div>5A All Wood</div> <div>5C Uph. Seat</div> <div>· 30" seat height</div> <div>GSA Contract SIN #33721</div>	Dimensions		D	W	H	All Wood	\$291
			Overall		18	18	30 ¼	COM	\$352
			Seat		14	14	30	A	\$367
5A all wood			Upholstery		Shipping			B	\$388
5C uph. seat			COM Ydg		1	Ctn Wt	18	COL/C	\$422
		COL Sq Ft		12	Cu Ft	7	D	\$467	
							E	\$512	
							F	\$560	
							G	\$626	
							H	\$699	
							I	\$812	
							J	\$947	
							L1	\$640	
							L2	\$712	

**To Order, Specify:**

- 1 Model Number
- 2 Wood Species - Red Oak (RO) or Maple (M)
- 3 Wood Finish/Color
- 4 Fabric Selection - vendor, pattern and color
- 5 Optional Rubber Cushion Nylon Glides - no upcharge

**3 Wood Finish/Color Options:****Red Oak**

BRW Brownie  
CAN Canyon  
CIT Citron  
DES Desert

**Maple**

CAG Aged Ash Coordinate  
ALM Ale Medium  
AUB Auburn  
BRL Barley  
CBE Blonde Echo Coordinate  
BBM Bourbon Medium  
CBZ Brazilwood Coordinate  
BRM Brighton Medium  
BUT Butterscotch  
CIN Cinnamon  
CLA Classic  
CCF Coffee Coordinate  
CLL Collectors  
CCR Cremello Coordinate  
EAR Earthy  
ESP Espresso  
FLX Flax  
CFL Florence Walnut Coordinate  
CFO Fossil Coordinate

ECU Ecru  
HEN Henna  
HNY Honey  
NUT Nut Brown

CGR Graphite Coordinate  
HRV Harvest  
CHL High Line Coordinate  
CKC Khaki Coordinate  
LGC Legacy  
MCH Mocha  
NTO Night Owl  
COA Oatmeal Cook Coordinate  
CPI Pinnacle Walnut Coordinate  
PRL Praline  
SAF Saffron  
SIE Sienna  
CST Studio Teak Coordinate  
TOF Toffee  
TRF Truffle  
VEN Venetian  
CVI Vintage Coordinate  
CWH Walnut Heights Coordinate  
CWE Weathered Ash Coordinate

**Color - Add \$38 list per item**

BKD Backdrop  
BFX Black Fox  
BWH Bright White  
CGP Cargo Pants  
CHT Chatroom  
DSY Daisy  
DRG Daring  
DYN Dynamo  
ENG Enigma  
FRR French Roast  
GBY Georgian Bay  
GRV Greek Villa  
GLF Gulf Stream  
HTB Hearthrob  
NET Network Gray  
NWH Nonchalant White  
PAR Paradise  
QXP Quixotic Plum  
RBZ Relic Bronze  
SND Sandbank  
STM Storm  
TRC Tricorn Black

- 4 See a selection of graded in fabric manufacturers and patterns on pages 20-28 Contact Customer Service for additional fabric options.

**Specifications**

- Wood species - Red Oak or Maple.
- Seat is upholstered with 4" high density polyurethane foam.
- Mortise and tenon construction with corner blocks, glue.
- Standard with rubber cushion metal glides.

Boston Order Check List:



- Specify:
- ☐ 1. Model Number
  - ☐ 2. Wood Species - Red Oak (RO) or Maple (M)
  - ☐ 3. Wood Finish/Color
  - ☐ 4. Fabric Selection - vendor, pattern and color
  - ☐ 5. Optional FRONT LEG Casters - add \$56 list; specify seat height - NOT AVAILABLE on BENCHES
  - ☐ 6. Optional Trim Nails - add \$111 list per chair; add \$141 list per bench
  - ☐ 7. Optional Rubber Cushion Nylon Glides - no upcharge

Example:

981C (model #)	RO (wood species)	HEN (finish)	MOMENTUM (fabric vendor)	VOX (pattern name)	MYSTIC (pattern color)
-------------------	----------------------	-----------------	-----------------------------	-----------------------	---------------------------

1. Model Number

2. Wood Species - Red Oak (RO) or Maple (M)

3. Wood Finish/Color Options:

Red Oak			
BRW	Brownie	ECU	Ecru
CAN	Canyon	HEN	Henna
CIT	Citron	HNY	Honey
DES	Desert	NUT	Nut Brown
Maple			
CAG	Aged Ash Coordinate	CGR	Graphite Coordinate
ALM	Ale Medium	HRV	Harvest
AUB	Auburn	CHL	High Line Coordinate
BRL	Barley	CKC	Khaki Coordinate
CBE	Blonde Echo Coordinate	LGC	Legacy
BBM	Bourbon Medium	MCH	Mocha
CBZ	Brazilwood Coordinate	NTO	Night Owl
BRM	Brighton Medium	COA	Oatmeal Cookie Coordinate
BUT	Butterscotch	CPI	Pinnacle Walnut Coordinate
CIN	Cinnamon	PRL	Praline
CLA	Classic	SAF	Saffron
CCF	Coffee Coordinate	SIE	Sienna
CLL	Collectors	CST	Studio Teak Coordinate
CCR	Cremello Coordinate	TOF	Toffee
EAR	Earthy	TRF	Truffle
ESP	Espresso	VEN	Venetian
FLX	Flax	CVI	Vintage Coordinate
CFL	Florence Walnut Coordinate	CWH	Walnut Heights Coordinate
CFO	Fossil Coordinate	CWE	Weathered Ash Coordinate

Color - Add \$38 list per item

BKD	Backdrop	GRV	Greek Villa
BFX	Black Fox	GLF	Gulf Stream
BWH	Bright White	HTB	Heartthrob
CGP	Cargo Pants	NET	Network Gray
CHT	Chatroom	NWH	Nonchalant White
DSY	Daisy	PAR	Paradise
DRG	Daring	QXP	Quixotic Plum
DYN	Dynamo	RBZ	Relic Bronze
ENG	Enigma	SND	Sandbank
FRR	French Roast	STM	Storm
GBY	Georgian Bay	TRC	Tricorn Black

4. Fabric Selection - Please supply the following:

Fabric vendor  
Pattern name  
Pattern color


[For a complete list of JSI Graded-In Fabric click here](#)

All COM orders must include the following:

- Vendor's name, pattern name and color
- Sample of the fabric attached to order
- Model numbers of items for fabric application
- Special application instructions (e.g., all stripes will be applied front to back unless specified otherwise)
- Customer and purchase order number



Ship prepaid COM material to:  
JSI  
Attn: COM Department  
201 East Martin Street  
Receiving B, Dock 71  
Orleans, IN 47452



Application of fabric:  
Railroaded      Up the Roll

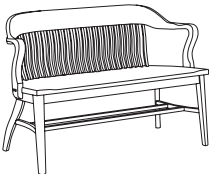
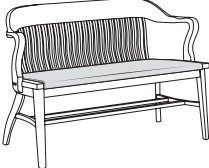


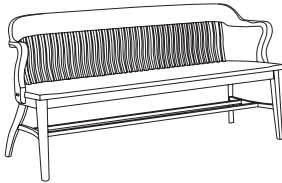
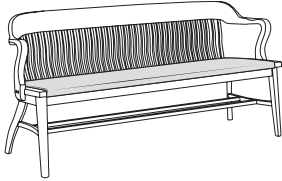
All COM orders will ship at standard lead time from receipt of COM except for orders requiring special custom matched finishes.

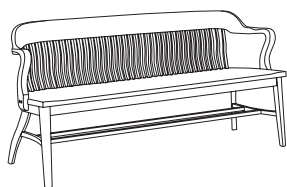


Description	① Model	Specifications				List Price Per Grade	
Guest Chair Armless, Wood Back and Seat  <b>NOW!</b>  <b>983A</b> all wood	<b>983A All Wood</b> <b>983C Uph. Seat</b> · optional front leg casters available - add \$56 list for set of 2 casters  GSA Contract SIN #33721	Dimensions	D	W	H	All Wood	\$930
		Overall	23 ½	20	32 ¼	COM	\$1,020
		Seat	18 ¼	20 ¾	19 ¼	A	\$1,047
 <b>983C</b> uph. seat		Upholstery		Shipping		B	\$1,067
		COM Ydg	1	Ctn Wt	37	COL/C	\$1,103
		COL Sq Ft	12	Cu Ft	13	D	\$1,151
						E	\$1,197
						F	\$1,249
						G	\$1,318
						H	\$1,392
						I	\$1,511
						J	\$1,652
						L1	\$1,331
						L2	\$1,409

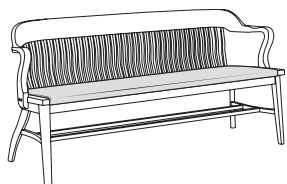
Guest Chair with Low Arms, Wood Back and Seat  <b>NOW!</b>  <b>984A</b> all wood	<b>984A All Wood</b> <b>984C Uph. Seat</b> · low arm - 26" arm height · optional front leg casters available - add \$56 list for set of 2 casters  GSA Contract SIN #33721	Dimensions	D	W	H	All Wood	\$1,112
		Overall	22 ½	22 ¼	33	COM	\$1,196
		Seat	17 ¾	19 ½	18 ¼	A	\$1,226
 <b>984C</b> uph. seat		Arm			26	B	\$1,245
		Upholstery		Shipping		COL/C	\$1,282
		COM Ydg	1	Ctn Wt	38	D	\$1,330
		COL Sq Ft	12	Cu Ft	13	E	\$1,379
						F	\$1,426
						G	\$1,498
						H	\$1,575
						I	\$1,691
						J	\$1,831
						L1	\$1,511
						L2	\$1,587

Bench 49", Wood Back and Seat   <b>991A</b> all wood	<b>991A All Wood</b> <b>991C Uph. Seat</b> · casters not available  GSA Contract SIN #33721	Dimensions	D	W	H	All Wood	\$3,603
		Overall	23	49 ½	33	COM	\$3,654
		Seat	17 ¾	45 ¼	18 ¼	A	\$3,718
 <b>991C</b> uph. seat		Arm			28 ½	B	\$3,737
		Upholstery		Shipping		COL/C	\$3,767
		COM Ydg	7/8	Ctn Wt	76	D	\$3,809
		COL Sq Ft	23	Cu Ft	31	E	\$3,851
						F	\$3,894
						G	\$3,957
						H	\$4,022
						I	\$4,126
						J	\$4,248
						L1	\$3,967
						L2	\$4,033

Description		① Model				Specifications				List Price Per Grade		
Bench 69", Wood Back and Seat		<div>993A All Wood</div> <div>993C Uph. Seat</div> <div>· casters not available</div> <div>GSA Contract SIN #33721</div>				Dimensions				D	W	H
						Overall				23	69 ½	33 ½
						Seat				18	66 ¼	18
						Arm				28 ½		
						Upholstery		Shipping				
						COM Ydg		2 ¼	Ctn Wt		109	
						COL Sq Ft		23	Cu Ft		47	
						All Wood	\$4,042					
						COM	\$4,192					
						A	\$4,280					
						B	\$4,326					
						COL/C	\$4,408					
						D	\$4,515					
						E	\$4,621					
						F	\$4,732					
						G	\$4,890					
						H	\$5,061					
						I	\$5,326					
						J	\$5,643					
						L1	\$4,923					
						L2	\$5,092					



993A  
all wood



993C  
uph. seat

### To Order, Specify:

- ① Model Number
- ② Wood Species - Red Oak (RO) or Maple (M)
- ③ Wood Finish/Color
- ④ Fabric Selection - vendor, pattern and color
- ⑤ Optional FRONT LEG Casters - add \$56 list; specify seat height. **NOT AVAILABLE on BENCHES**
- ⑥ Optional Trim Nails - add \$111 list per chair; add \$141 list per bench
- ⑦ Optional Rubber Cushion Nylon Glides - no upcharge

When ordering Quickship products, place a "Q" in front of model number.  
Example: Q981A

**NOW!**  
*Need it.*  
JSI Quickship

### ③ Wood Finish/Color Options:

Red Oak			
BRW	Brownie	ECU	Ecru
CAN	Canyon	HEN	Henna
CIT	Citron	HNY	Honey
DES	Desert	NUT	Nut Brown
Maple			
CAG	Aged Ash Coordinate	CGR	Graphite Coordinate
ALM	Ale Medium	HRV	Harvest
AUB	Auburn	CHL	High Line Coordinate
BRL	Barley	CKC	Khaki Coordinate
CBE	Blonde Echo Coordinate	LGC	Legacy
BBM	Bourbon Medium	MCH	Mocha
CBZ	Brazilwood Coordinate	NTO	Night Owl
BRM	Brighton Medium	COA	Oatmeal Cook Coordinate
BUT	Butterscotch	CPI	Pinnacle Walnut Coordinate
CIN	Cinnamon	PRL	Praline
CLA	Classic	SAF	Saffron
CCF	Coffee Coordinate	SIE	Sienna
CLL	Collectors	CST	Studio Teak Coordinate
CCR	Cremello Coordinate	TOF	Toffee
EAR	Earthy	TRF	Truffle
ESP	Espresso	VEN	Venetian
FLX	Flax	CVI	Vintage Coordinate
CFL	Florence Walnut Coordinate	CWH	Walnut Heights Coordinate
CFO	Fossil Coordinate	CWE	Weathered Ash Coordinate

### Color - Add \$38 list per item

BKD	Backdrop	GRV	Greek Villa
BFX	Black Fox	GLF	Gulf Stream
BWH	Bright White	HTB	Hearthrob
CGP	Cargo Pants	NET	Network Gray
CHT	Chatroom	NWH	Nonchalant White
DSY	Daisy	PAR	Paradise
DRG	Daring	QXP	Quixotic Plum
DYN	Dynamo	RBZ	Relic Bronze
ENG	Enigma	SND	Sandbank
FRR	French Roast	STM	Storm
GBY	Georgian Bay	TRC	Tricorn Black

- ④ See a selection of graded in fabric manufacturers and patterns on pages 20-28. Contact Customer Service for additional fabric options.

### Specifications

- Wood species - Red Oak or Maple.
- Seat is upholstered with 1 ½" high density polyurethane foam and features horseshoe style upholstery.
- Spiral grooved hardwood dowels with corner blocks, glue and screws.
- Standard with rubber cushion metal glides.

Bourne Seating Order Check List:



Specify:

☐ 1. Model Number

☐ 2. Wood Species - Maple (M) or Walnut (W) upcharge applies when Walnut is specified

☐ 3. Wood Finish

☐ 4. Fabric Selection - vendor, pattern and color

☐ 5. Metal Foot Rail Color - Arctic Silver (ASL), Matte Black (MBK), Pewter (PEW) or Soft Nickel (SNK)

☐ 6. Optional Rubber Cushion Nylon Glides - no upcharge

Example:

BU7511D  
(model #)

M  
(wood species)

AUB  
(finish)

MOMENTUM  
(fabric vendor)

VOX  
(pattern name)

MYSTIC  
(pattern color)

1. Model Number

2. Wood Species - Maple (M) or Walnut (W); upcharge applies

3. Wood Finish Options:

Maple Frame			
CAG	Aged Ash Coordinate	CFO	Fossil Coordinate
ALM	Ale Medium	CGR	Graphite Coordinate
AUB	Auburn	HRV	Harvest
BRL	Barley	HEN	Henna
CBE	Blonde Echo Coordinate	CHL	High Line Coordinate
BBM	Bourbon Medium	HNY	Honey
CBZ	Brazilwood Coordinate	CKC	Khaki Coordinate
BRM	Brighton Medium	LGC	Legacy
BRW	Brownie	MCH	Mocha
BUT	Butterscotch	NTO	Night Owl
CAN	Canyon	NUT	Nut Brown
CIN	Cinnamon	COA	Oatmeal Cookie Coordinate
CIT	Citron	CPI	Pinnacle Walnut Coordinate
CLA	Classic	PRL	Praline
CCF	Coffee Coordinate	SAF	Saffron
CLL	Collectors	SIE	Sienna
CCR	Cremello Coordinate	CST	Studio Teak Coordinate
DES	Desert	TOF	Toffee
EAR	Earthy	TRF	Truffle
ECU	Ecru	VEN	Venetian
ESP	Espresso	CVI	Vintage Coordinate
FLX	Flax	CWH	Walnut Heights Coordinate
CFL	Florence Walnut Coordinate	CWE	Weathered Ash Coordinate

Walnut Frame (optional, upcharge applies)

AUB	Auburn	SIE	Sienna
ESP	Espresso	TOF	Toffee
MCH	Mocha	TRF	Truffle
NTO	Night Owl		

3. Fabric Selection - Please supply the following:

Fabric vendor

Pattern name

Pattern color

For a complete list of JSI Graded-In Fabric click here

When specifying dual upholstery, indicate clearly which upholstery is to be applied to the seat/lower back and the upper back.

Indicate direction of fabric - Railroaded or Up the Roll

Please provide illustration, if available

All COM orders must include the following:

Vendor's name, pattern name and color

Sample of the fabric attached to the order

Model numbers of items for fabric application

Special application instructions (e.g., all stripes will be applied front to back unless specified otherwise)

Customer and purchase order number

Ship prepaid COM material to:

JSI

Attn: COM Department

201 East Martin Street

Receiving B, Docks 71-73

Orleans, IN 47452

Application of fabric:

Railroaded

Up the Roll

All COM orders will ship at standard lead time from receipt of COM except for orders requiring special custom matched finishes.

5. Metal Foot Rail Color - specify color:

ASL

Arctic Silver

PEW

Pewter

MBK

Matte Black

SNK

Soft Nickel

6. Optional Rubber Cushion Nylon Glides - no upcharge

## Single Textile Seating

a. frame species

(choose one)

\_\_\_\_\_ maple

\_\_\_\_\_ walnut (*upcharge applies*)

finish color:

(see previous page for finish choices) \_\_\_\_\_

b. fabric selection

\_\_\_\_\_ vendor

\_\_\_\_\_ pattern

\_\_\_\_\_ color

(see pages 20-28 for fabric choices) \_\_\_\_\_

c. metal color (if applicable)

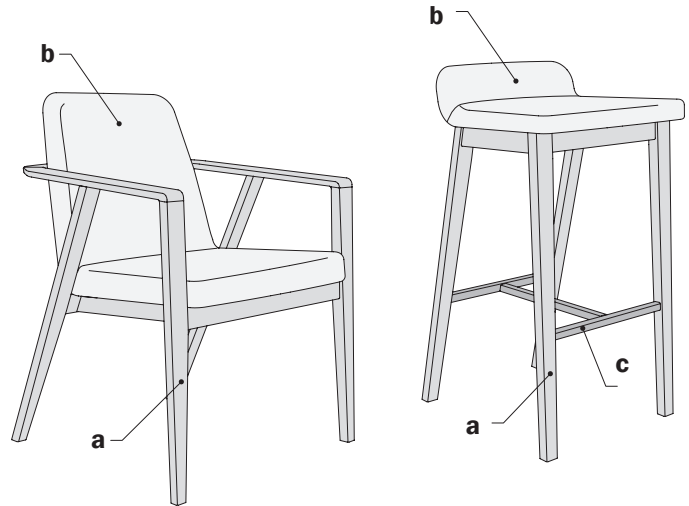
(choose one)

\_\_\_\_\_ arctic silver

\_\_\_\_\_ matte black

\_\_\_\_\_ pewter

\_\_\_\_\_ soft nickel



## Dual Textile Seating

a. frame species

(choose one)

\_\_\_\_\_ maple

\_\_\_\_\_ walnut (*upcharge applies*)

finish color:

(see previous page for finish choices) \_\_\_\_\_

b. fabric selection;

b1.) seat and lower back

\_\_\_\_\_ vendor

\_\_\_\_\_ pattern

\_\_\_\_\_ color

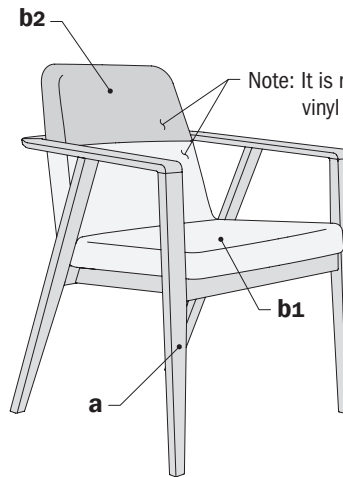
b2.) upper back

\_\_\_\_\_ vendor

\_\_\_\_\_ pattern

\_\_\_\_\_ color

(see pages 20-28 for fabric choices) \_\_\_\_\_





Bourne Tables Order Check List:



Specify:

☐ 1. Model Number

☐ 2. Top Material

    a.) Veneer

        1.) Wood Species - Cherry (CH1), Maple (MA1), Walnut (WA1) or Double Cut (DC1)

        2.) Wood Finish

    b.) Laminate

        1.) Laminate Color

    c.) Solid Surface

        1.) Solid Surface Color - Armadillo (ARM), Black Pearl (BLP), Pebble Pearl (PEB), or Pure White (PUR)

☐ 3. Legs/Apron Wood Species

    a.) Maple (M)

        1.) Wood or Paint Color

    b.) Walnut (W) (upcharge applies)

        1.) Wood Finish

Example:

BU2448-17TTWL	WA1	MCH	W	ESP
(model #)	(veneer species)	(wood finish)	(legs/apron species)	(wood finish)

1. Model Number

2. Top Material Selection:

Veneer	
Flat Cut	
Cherry (CH1)	Maple (MA1)
BRL Barley	ALM Ale Medium
BBM Bourbon Medium	BUT Butterscotch
BRM Brighton Medium	CIN Cinnamon
CLA Classic	FLX Flax
CLL Collectors	VEN Venetian
EAR Earthy	
HRV Harvest	Walnut (WA1)
LGC Legacy	AUB Auburn
PRL Praline	ESP Espresso
SAF Saffron	MCH Mocha
CLL Collectors	NTO Night Owl
FLO Florence Walnut	SIE Sienna
GRH Graphite	TOF Toffee
HGL High Line	TRF Truffle
LGC Legacy	
Double Cut (DC1)	
COF Coffee	
CRM Cremello	
FOS Fossil	
GRH Graphite	
KHK Khaki	
STU Studio Teak	

Top Material Selection (continued):

Laminate			
Veneer Grain Pattern Laminates			
AGA Aged Ash	MCH Mocha		
ALL Ale Light	NTO Night Owl		
AUB Auburn	OAT Oatmeal Cookie		
BRL Barley	PIN Pinnacle Walnut		
BLO Blonde Echo	PRL Praline		
BOL Bourbon Light	SAF Saffron		
BZW Brazilwood	SIE Sienna		
BGL Brighton Light	STU Studio Teak		
CIN Cinnamon	TOF Toffee		
CLA Classic	TRF Truffle		
CLL Collectors	VEN Venetian		
FLO Florence Walnut	VIN Vintage		
GRH Graphite	WLH Walnut Heights		
HGL High Line	WEA Weathered Ash		
LGC Legacy			
Solid Laminates			
ALB Alabaster	SHD Shadow		
BBL Bridal Blanco	SLG Slate Grey		
DWH Designer White			
Solid Surface			
ARM Armadillo	PEB Pebble Pearl		
BLP Black Pearl	PUR Pure White		

**3. Legs/Apron Selection:****Maple (MA1)**Wood Finish:

CAG	Aged Ash Coordinate	CGR	Graphite Coordinate
ALM	Ale Medium	HRV	Harvest
AUB	Auburn	CHL	High Line Coordinate
BRL	Barley	CKC	Khaki Coordinate
CBE	Blonde Echo Coordinate	LGC	Legacy
BBM	Bourbon Medium	MCH	Mocha
CBZ	Brazilwood Coordinate	NTO	Night Owl
BRM	Brighton Medium	COA	Oatmeal Cookie Coordinate
BUT	Butterscotch	CPI	Pinnacle Walnut Coordinate
CIN	Cinnamon	PRL	Praline
CLA	Classic	SAF	Saffron
CCF	Coffee Coordinate	SIE	Sienna
CLL	Collectors	CST	Studio Teak Coordinate
CCR	Cremello Coordinate	TOF	Toffee
EAR	Earthy	TRF	Truffle
ESP	Espresso	VEN	Venetian
FLX	Flax	CVI	Vintage Coordinate
CFL	Florence Walnut Coordinate	CWH	Walnut Heights Coordinate
CFO	Fossil Coordinate	CWE	Weathered Ash Coordinate

Paint Color:

BKD	Backdrop	GRV	Greek Villa
BFX	Black Fox	NET	Network Gray
BWH	Bright White	NWH	Nonchalant White
CGP	Cargo Pants	STM	Storm
CHT	Chatroom	TRC	Tricorn Black
FRR	French Roast		

**Walnut (WA1) (upcharge applies)**Wood Finish:

AUB	Auburn	SIE	Sienna
ESP	Espresso	TOF	Toffee
MCH	Mocha	TRF	Truffle
NTO	Night Owl		

**Table Order Check List**

a. worksurface - veneer, laminate, or solid surface choice

(choose one)

- |                                 |  |
|---------------------------------|--|
| <input type="checkbox"/> cherry | <input type="checkbox"/> double cut    |
| <input type="checkbox"/> maple  | <input type="checkbox"/> laminate      |
| <input type="checkbox"/> walnut | <input type="checkbox"/> solid surface |

finish, laminate or solid surface color:

(see previous page for choices) \_\_\_\_\_

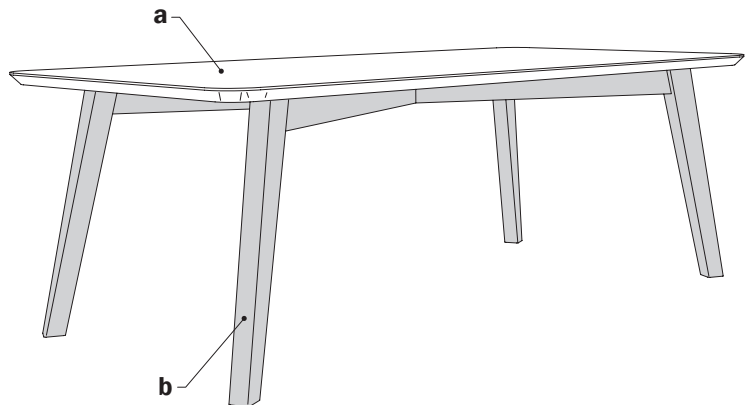
b. legs/apron

(choose one)

- |  |
|--|
| <input type="checkbox"/> maple                     |
| <input type="checkbox"/> walnut (upcharge applies) |

legs/apron finish/paint color:

(see above for choices) \_\_\_\_\_



## Description


## ① Model

## Specifications

## List Price Per Grade

## Guest Chair - Single Textile

NOW!



## BU7511D

- wall saver
- maple frame standard
- walnut frame available, specify and add \$202 list
- walnut frame not available on JSI Quickship program


GSA Contract SIN #33721

Dimensions	D	W	H
Overall	26	24 ¼	33
Seat	18	20 ¼	18
Arm			25
Upholstery		Shipping	
COM Ydg	1 ¼	Ctn Wt	25
COL Sq Ft	23	Cu Ft	14

COM	\$1,255
A	\$1,267
B	\$1,288
COL/C	\$1,327
D	\$1,376
E	\$1,426
F	\$1,502
G	\$1,585
H	\$1,672
I	\$1,809
J	\$1,974
L1	\$1,645
L2	\$1,755

## Guest Chair - Dual Textile

NOW!



## BU7511E

- wall saver
- dual textile back; specify two textiles when ordering, see page 3
- maple frame standard
- walnut frame available, specify and add \$202 list
- walnut frame not available on JSI Quickship program


GSA Contract SIN #33721

Dimensions	D	W	H
Overall	26	24 ¼	33
Seat	18	20 ¼	18
Arm			25
Upholstery		Shipping	
COM Ydg	1 ½	Ctn Wt	25
COL Sq Ft	27	Cu Ft	14

COM	\$1,313
A	\$1,327
B	\$1,353
COL/C	\$1,399
D	\$1,458
E	\$1,518
F	\$1,610
G	\$1,708
H	\$1,814
I	\$1,978
J	\$2,176
L1	\$1,781
L2	\$1,912

## Lounge Chair - Single Textile

NOW!



## BU7521D

- maple frame standard
- walnut frame available, specify and add \$251 list
- walnut frame not available on JSI Quickship program


GSA Contract SIN #33721

Dimensions	D	W	H
Overall	29 ¼	28 ¾	30
Seat	21	24 ½	17 ¼
Arm			23
Upholstery		Shipping	
COM Ydg	1 ½	Ctn Wt	30
COL Sq Ft	30	Cu Ft	17

COM	\$1,479
A	\$1,493
B	\$1,519
COL/C	\$1,565
D	\$1,624
E	\$1,684
F	\$1,776
G	\$1,874
H	\$1,980
I	\$2,144
J	\$2,342
L1	\$1,947
L2	\$2,078

## Lounge Chair - Dual Textile

NOW!






## BU7521E

- dual textile back; specify two textiles when ordering, see page 3
- maple frame standard
- walnut frame available, specify and add \$251 list
- walnut frame not available on JSI Quickship program

GSA Contract SIN #33721

Dimensions	D	W	H
Overall	29 ¼	28 ¾	30
Seat	21	24 ½	17 ¼
Arm			23
Upholstery		Shipping	
COM Ydg	1 ¾	Ctn Wt	30
COL Sq Ft	35	Cu Ft	17

COM	\$1,540
A	\$1,556
B	\$1,587
COL/C	\$1,640
D	\$1,709
E	\$1,779
F	\$1,886
G	\$2,001
H	\$2,124
I	\$2,316
J	\$2,546
L1	\$2,086
L2	\$2,239

Description		1 Model	Specifications				List Price Per Grade	
<div>Ottoman</div> <div>NOW!</div> <div></div>	<div>BU7504C</div> <div><ul style="list-style-type: none"><li>maple frame standard</li><li>walnut frame available, specify and add \$84 list</li><li>walnut frame not available on JSI Quickship program</li></ul></div> <div>GSA Contract SIN #33721</div>	Dimensions		D	W	H	COM	\$836
		Overall		18	22	13 ¼	A	\$843
		Upholstery			Shipping		B	\$856
		COM Ydg		¾	Ctn Wt	10	COL/C	\$879
		COL Sq Ft		14	Cu Ft	5	D	\$909
							E	\$939
							F	\$985
							G	\$1,034
							H	\$1,087
							I	\$1,169
							J	\$1,268
							L1	\$1,070
							L2	\$1,136
<div>Counter Height Stool</div> <div>NOW!</div> <div></div>	<div>BU7514D</div> <div><ul style="list-style-type: none"><li>coordinates with counter height tables</li><li>metal foot rail</li><li>maple frame standard</li><li>walnut frame available, specify and add \$151 list</li><li>walnut frame not available on JSI Quickship program</li></ul></div> <div>GSA Contract SIN #33721</div>	Dimensions		D	W	H	COM	\$1,089
		Overall		18 ¼	18	27 ½	A	\$1,096
		Seat		14 ½	18	24	B	\$1,109
		Upholstery			Shipping		COL/C	\$1,132
		COM Ydg		¾	Ctn Wt	18	D	\$1,162
		COL Sq Ft		14	Cu Ft	7	E	\$1,192
							F	\$1,238
							G	\$1,287
							H	\$1,340
							I	\$1,422
							J	\$1,521
							L1	\$1,323
							L2	\$1,389
<div>Bar Stool</div> <div>NOW!</div> <div></div>	<div>BU7518D</div> <div><ul style="list-style-type: none"><li>coordinates with bar height tables</li><li>metal foot rail</li><li>maple frame standard</li><li>walnut frame available, specify and add \$151 list</li><li>walnut frame not available on JSI Quickship program</li></ul></div> <div>GSA Contract SIN #33721</div>	Dimensions		D	W	H	COM	\$1,089
		Overall		19 ½	18	33 ½	A	\$1,096
		Seat		14 ½	18	30	B	\$1,109
		Upholstery			Shipping		COL/C	\$1,132
		COM Ydg		¾	Ctn Wt	20	D	\$1,162
		COL Sq Ft		14	Cu Ft	8	E	\$1,192
							F	\$1,238
							G	\$1,287
							H	\$1,340
							I	\$1,422
							J	\$1,521
							L1	\$1,323
							L2	\$1,389

**To Order, Specify:**

- 1 Model Number
- 2 Wood Species:
  - a.) Maple (M)
  - b.) Walnut (W) - upcharge applies
- 3 Finish
  - a.) Maple Finish
  - b.) Walnut Finish
- 4 Fabric Selection - vendor, pattern and color
  - a.) Seat and Lower Back
  - b.) Upper Back (only available on Dual Textile chairs)
- 5 Metal Foot Rail Color - Arctic Silver (ASL), Matte Black (MBK), Pewter (PEW) or Soft Nickel (SNK)
- 6 Optional Rubber Cushion Nylon Glides - no upcharge

When ordering Quickship products, place a "Q" in front of model number.  
 Example: QBU7511D

**Need it.**  
 JSI Quickship

**Wood Finish Options:**

CAG	Aged Ash Coordinate	CGR	Graphite Coordinate
ALM	Ale Medium	HRV	Harvest
AUB	Auburn	CHL	High Line Coordinate
BRL	Barley	CKC	Khaki Coordinate
CBE	Blonde Echo Coordinate	LGC	Legacy
BBM	Bourbon Medium	MCH	Mocha
CBZ	Brazilwood Coordinate	NTD	Night Owl
BRM	Brighton Medium	COA	Oatmeal Cookie Coordinate
BUT	Butterscotch	CPI	Pinnacle Walnut Coordinate
CIN	Cinnamon	PRL	Praline
CLA	Classic	SAF	Saffron
CCF	Coffee Coordinate	SIE	Sienna
CLL	Collectors	CST	Studio Teak Coordinate
CCR	Cremello Coordinate	TOF	Toffee
EAR	Earthy	TRF	Truffle
ESP	Espresso	VEN	Venetian
FLX	Flax	CVI	Vintage Coordinate
CFL	Florence Walnut Coordinate	CWH	Walnut Heights Coordinate
CFO	Fossil Coordinate	CWE	Weathered Ash Coordinate

**Walnut Finish Options: (upcharge applies)**

AUB	Auburn	SIE	Sienna
ESP	Espresso	TOF	Toffee
MCH	Mocha	TRF	Truffle
NTD	Night Owl		

- 4 See a selection of graded in fabric manufacturers and patterns on pages 20-28 in JSI Seating price list. Contact Customer Service for additional fabric options.

**Specifications**

- Wood Species - Maple or Walnut.
- Seats are upholstered with high density polyurethane foam.
- Backs are tapered and upholstered with polyurethane foam.
- Mortise and tenon construction with corner blocks, glue and screws.
- Standard with rubber cushion metal glides.

Description	D	W	H	CTN WT	CU FT	① Model	Flat Cut or HPL Laminate Top	Double Cut Top	Solid Surface Top
Rectangular Coffee Table	24	48	17	39	11	BU2448-17TTWL	\$1,384	\$1,441	\$2,219

NOW!

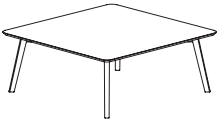


- ships KD
- knife edge
- maple legs/apron standard
- walnut legs/apron available, specify and add \$145 list
- walnut legs/apron not available on JSI Quickship program

GSA Contract SIN #33721

Square Coffee Table	42	42	17	54	16	BU4242-17TTWL	\$1,442	\$1,500	\$3,233
---------------------	----	----	----	----	----	---------------	---------	---------	---------

NOW!



- ships KD
- knife edge
- maple legs/apron standard
- walnut legs/apron available, specify and add \$145 list
- walnut legs/apron not available on JSI Quickship program

GSA Contract SIN #33721

Round Coffee Table	42	42	17	45	16	BU42-17RDWL	\$1,367	\$1,424	\$3,159
	36	36	17	36	12	BU36-17RDWL	\$1,321	\$1,379	\$2,628

NOW!

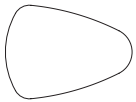


- ships KD
- three legs
- knife edge
- maple legs/apron standard
- walnut legs/apron available, specify and add \$145 list
- walnut legs/apron not available on JSI Quickship program

GSA Contract SIN #33721

Triangular Coffee Table	36	48	17	42	16	BU3648-17PKWL	\$1,371	\$1,427	\$3,162
-------------------------	----	----	----	----	----	---------------	---------	---------	---------

NOW!



- ships KD
- three legs
- knife edge
- maple legs/apron standard
- walnut legs/apron available, specify and add \$145 list
- walnut legs/apron not available on JSI Quickship program

GSA Contract SIN #33721

Description	D	W	H	CTN WT	CU FT	① Model	Flat Cut or HPL Laminate Top	Double Cut Top	Solid Surface Top
<b>Square Side Table</b>	20	20	21	22	4	BU2020-21TTWL	\$1,307	\$1,363	\$1,826

NOW!



- ships KD
- knife edge
- maple legs/apron standard
- walnut legs/apron available, specify and add \$145 list
- walnut legs/apron not available on JSI Quickship program

GSA Contract SIN #33721

<b>Round Side Table</b>	24	24	21	23	6	BU24-21RDWL	\$1,254	\$1,312	\$1,839
-------------------------	----	----	----	----	---	-------------	---------	---------	---------

NOW!



- ships KD
- three legs
- knife edge
- maple legs/apron standard
- walnut legs/apron available, specify and add \$145 list
- walnut legs/apron not available on JSI Quickship program

GSA Contract SIN #33721

**To Order, Specify:****① Model Number****② Top Material:**

## a.) Veneer

- 1.) Wood Species - Cherry (CH1), Maple (MA1), Walnut (WA1) or Double Cut (DC1)

## a.) Finish Color

## b.) Laminate

- 1.) Laminate Color

## c.) Solid Surface - Armadillo (ARM), Black Pearl (BLP), Pebble Pearl (PEB), or Pure White (PUR)

**③ Legs/Apron Species:**

## a.) Maple (M)

- 1.) Finish Color or Paint Color on maple legs/apron

## b.) Walnut (W) - upcharge applies

- 1.) Finish Color - walnut finishes only on walnut legs/apron

**②a Veneer Top Finish Options:**

Cherry	Maple	Walnut
BRL Barley	ALM Ale Medium	AUB Auburn
BBM Bourbon Medium	BUT Butterscotch	ESP Espresso
BRM Brighton Medium	CIN Cinnamon	MCH Mocha
CLA Classic	FLX Flax	NTO Night Owl
CLL Collectors	VEN Venetian	SIE Sienna
EAR Earthy		TOF Toffee
HRV Harvest		TRF Truffle
PRL Praline		
SAF Saffron		

**Double Cut**

COF Coffee
CRM Cremello
FOS Fossil
GRH Graphite
KHK Khaki
STU Studio Teak

**②b Laminate Top Options:**

Veneer Grain Pattern Laminates		
AGA Aged Ash	CLL Collectors	SAF Saffron
ALL Ale Light	FLO Florence Walnut	SIE Sienna
AUB Auburn	GRH Graphite	STU Studio Teak
BRL Barley	HGL High Line	TOF Toffee
BLO Blonde Echo	LGC Legacy	TRF Truffle
BOL Bourbon Light	MCH Mocha	VEN Venetian
BZW Brazilwood	NTO Night Owl	VIN Vintage
BGL Brighton Light	OAT Oatmeal Cookie	WLH Walnut Heights
CIN Cinnamon	PIN Pinnacle Walnut	WEA Weathered Ash
CLA Classic	PRL Praline	

**Solid Laminates**

ALB Alabaster	SHD Shadow
BLB Bridal Blanco	SLG Slate Grey
DWH Designer White	

**②c Solid Surface Top Options:**

ARM Armadillo	PEB Pebble Pearl
BLP Black Pearl	PUR Pure White

**②a Maple Legs/Apron Finish Options:**

CAG Aged Ash Coordinate	CGR Graphite Coordinate
ALM Ale Medium	HRV Harvest
AUB Auburn	CHL High Line Coordinate
BRL Barley	CKC Khaki Coordinate
CBE Blonde Echo Coordinate	LGC Legacy
BBM Bourbon Medium	MCH Mocha
CBZ Brazilwood Coordinate	NTO Night Owl
BRM Brighton Medium	COA Oatmeal Cook Coordinate
BUT Butterscotch	CPI Pinnacle Walnut Coordinate
CIN Cinnamon	PRL Praline
CLA Classic	SAF Saffron
CCF Coffee Coordinate	SIE Sienna
CLL Collectors	CST Studio Teak Coordinate
CCR Cremello Coordinate	TOF Toffee
EAR Earthy	TRF Truffle
ESP Espresso	VEN Venetian
FLX Flax	CVI Vintage Coordinate
CFL Florence Walnut Coordinate	CWH Walnut Heights Coordinate
CFO Fossil Coordinate	CWE Weathered Ash Coordinate

**Paint Colors for Maple**

BKD Backdrop	GRV Greek Villa
BFX Black Fox	NET Network Gray
BWH Bright White	NWH Nonchalant White
CGP Cargo Pants	STM Storm
CHT Chatroom	TRC Tricorn Black
FRR French Roast	

**②b Walnut Legs/Apron Finish Options:**

AUB Auburn
ESP Espresso
MCH Mocha
NTO Night Owl
SIE Sienna
TOF Toffee
TRF Truffle

When ordering Quickship products, place a "Q" in front of model number.  
Example: QBU7521D

Need it.

JSI Quickship

NOW!

Bryn Order Check List:



Specify:

☐ 1. Model Number

☐ 2. Wood Species - Rift Cut White Oak (WK4)

☐ 3. Wood Finish/Color

☐ 4. Plastic Color - Extra White (EWM), Gray Screen (GRS), Kiwi Green (KGR), Toile Red (TRD), or Tricorn Black (TBM)

☐ 5. Metal Frame Tier/ Color:

A. Tier 1 - no upcharge

B. Tier 2 - add \$42 list

C. Tier 3 - add \$83 list

D. Tier 4 - add \$125 list

☐ 6. Fabric Selection - vendor, pattern and color

Example:

BY2103WU (model #)	WK4 (wood species)	AUB (finish)	MBK (metal color)	MOMENTUM (fabric vendor)	VOX (pattern name)	MYSTIC (pattern color)
-----------------------	-----------------------	-----------------	----------------------	-----------------------------	-----------------------	---------------------------

1. Model Number

2. Wood Species - Rift Cut White Oak

3. Wood Finish/Color Options:

CAG Aged Ash Coordinate	CFO Fossil Coordinate
ALM Ale Medium	CGR Graphite Coordinate
AUB Auburn	HRV Harvest
BRL Barley	HEN Henna
CBE Blonde Echo Coordinate	CHL High Line Coordinate
BBM Bourbon Medium	HNY Honey
CBZ Brazilwood Coordinate	CKC Khaki Coordinate
BRM Brighton Medium	LGC Legacy
BRW Brownie	MCH Mocha
BUT Butterscotch	NTO Night Owl
CAN Canyon	NUT Nut Brown
CIN Cinnamon	COA Oatmeal Cookie Coordinate
CIT Citron	CPI Pinnacle Walnut Coordinate
CLA Classic	PRL Praline
CCF Coffee Coordinate	SAF Saffron
CLL Collectors	SIE Sienna
CCR Cremello Coordinate	CST Studio Teak Coordinate
DES Desert	TOF Toffee
EAR Earthy	TRF Truffle
ECU Ecru	VEN Venetian
ESP Espresso	CVI Vintage Coordinate
FLX Flax	CWH Walnut Heights Coordinate
CFL Florence Walnut Coordinate	CWE Weathered Ash Coordinate

4. Plastic Color:

EWM Extra White	TRD Toile Red
GRS Gray Screen	TBM Tricorn Black
KGR Kiwi Green	

5. Metal Frame Tier/Color:

Tier 1:		
MBK Matte Black	CHR Chrome	

Tier 2: add \$42 list		
ASL Arctic Silver	BWH Bright White	
PEW Pewter	SNK Soft Nickel	

Tier 3: add \$83 list		
CAR Carmine Red (RAL3002)	SPB Sapphire Blue (RAL4007)	
LGR Leaf Green (RAL6002)	TBL Traffic Blue (RAL5017)	
PPV Purple Violet (RAL4007)	ZYL Zinc Yellow (RAL1018)	
SIG Signal Orange (RAL2010)		

Tier 4: add \$125 list		
BRD Beige Red (RAL3012)	SGR Signal Green (RAL6032)	
COP Copper Brown (RAL8004)	SGY Silk Grey (RAL7044)	
HYL Honey Yellow (RAL1005)	SKY Sky Blue(RAL5015)	
MTQ Mint Turquoise (RAL6033)	TQP Turquoise Pastel (RAL6034)	
OGR Olive Green (RAL6003)	TRD Traffic Red (RAL3020)	
QZG Quartz Grey (RAL7039)	MHB Mahogany Brown (RAL8016)	
SAL Salmon Orange (RAL2012)		

Chrome Frame dictate chrome glides/ back support bracketry.  
Matte Black Frame dictate black glides/ back support bracketry.  
All other Frame color dictates chrome glides/back support bracketry.

**6. Fabric Selection - Please supply the following:**

- Fabric vendor
- Pattern name
- Pattern color

[For a complete list of JSI Graded-In Fabric click here](#)

*When specifying contrasting upholstery, indicate clearly which upholstery is to be applied to the seat and back. Use higher grade pricing.*

- Indicate direction of fabric - Railroaded or Up the Roll
- Please provide illustration, if available

**All COM orders must include the following:**

- Fabric vendor's name, pattern name and color
- Sample of the fabric attached to order
- Model numbers of items for fabric application
- Special application instructions (e.g., all stripes will be applied front to back unless specified otherwise)
- Customer and purchase order number

Ship prepaid COM

material to:


JSI

Attn: COM Department  
201 East Martin Street  
Receiving B, Dock 71  
Orleans, IN 47452

Application of fabric:

Railroaded

Up the Roll



All COM orders will ship at standard lead time from receipt of COM except for orders requiring special custom matched finishes.



Description	① Model	Specifications	List Price Per Grade																								
Armless Guest Chair	<b>BY2103PP - All Plastic</b> <b>BY2103PU - Uph. Seat</b> <ul style="list-style-type: none"><li>· seated height</li><li>· armless</li></ul> <div>GSA Contract SIN #33721</div>	<table><tr><th>Dimensions</th><th>D</th><th>W</th><th>H</th></tr><tr><td>Overall</td><td>22 ¾</td><td>17 ¼</td><td>31 ¼</td></tr><tr><td>Seat</td><td>18</td><td>17 ¼</td><td>17 ½</td></tr><tr><th>Upholstery</th><th colspan="3">Shipping</th></tr><tr><td>COM Ydg</td><td>¾</td><td>Ctn Wt</td><td>17</td></tr><tr><td>COL Sq Ft</td><td>14</td><td>Cu Ft</td><td>12</td></tr></table>	Dimensions	D	W	H	Overall	22 ¾	17 ¼	31 ¼	Seat	18	17 ¼	17 ½	Upholstery	Shipping			COM Ydg	¾	Ctn Wt	17	COL Sq Ft	14	Cu Ft	12	<div>All Plastic \$563</div> <div>COM \$681</div> <div>A \$689</div> <div>B \$704</div> <div>COL/C \$730</div> <div>D \$762</div> <div>E \$795</div> <div>F \$847</div> <div>G \$902</div> <div>H \$961</div> <div>I \$1,054</div> <div>J \$1,165</div> <div>L1 \$943</div> <div>L2 \$1,017</div>
Dimensions	D	W	H																								
Overall	22 ¾	17 ¼	31 ¼																								
Seat	18	17 ¼	17 ½																								
Upholstery	Shipping																										
COM Ydg	¾	Ctn Wt	17																								
COL Sq Ft	14	Cu Ft	12																								

Armless Guest Chair	<b>BY2103WW - All Wood</b> <b>BY2103WU - Uph. Seat</b> <ul style="list-style-type: none"><li>· seated height</li><li>· armless</li></ul> <div>GSA Contract SIN #33721</div>	<table><tr><th>Dimensions</th><th>D</th><th>W</th><th>H</th></tr><tr><td>Overall</td><td>22 ¾</td><td>17 ¼</td><td>31 ¼</td></tr><tr><td>Seat</td><td>18</td><td>17 ¼</td><td>17 ½</td></tr><tr><th>Upholstery</th><th colspan="3">Shipping</th></tr><tr><td>COM Ydg</td><td>¾</td><td>Ctn Wt</td><td>17</td></tr><tr><td>COL Sq Ft</td><td>14</td><td>Cu Ft</td><td>12</td></tr></table>	Dimensions	D	W	H	Overall	22 ¾	17 ¼	31 ¼	Seat	18	17 ¼	17 ½	Upholstery	Shipping			COM Ydg	¾	Ctn Wt	17	COL Sq Ft	14	Cu Ft	12	<div>All Wood \$833</div> <div>COM \$836</div> <div>A \$842</div> <div>B \$857</div> <div>COL/C \$883</div> <div>D \$915</div> <div>E \$949</div> <div>F \$1,000</div> <div>G \$1,055</div> <div>H \$1,115</div> <div>I \$1,207</div> <div>J \$1,318</div> <div>L1 \$1,096</div> <div>L2 \$1,171</div>
Dimensions	D	W	H																								
Overall	22 ¾	17 ¼	31 ¼																								
Seat	18	17 ¼	17 ½																								
Upholstery	Shipping																										
COM Ydg	¾	Ctn Wt	17																								
COL Sq Ft	14	Cu Ft	12																								

Armless Guest Chair - Upholstered	<b>BY2103UU</b> <ul style="list-style-type: none"><li>· seated height</li><li>· armless</li><li>· upholstered seat and upholstered back</li></ul> <div>GSA Contract SIN #33721</div>	<table><tr><th>Dimensions</th><th>D</th><th>W</th><th>H</th></tr><tr><td>Overall</td><td>22 ¾</td><td>17 ¼</td><td>31 ¼</td></tr><tr><td>Seat</td><td>18</td><td>17 ¼</td><td>17 ½</td></tr><tr><th>Upholstery</th><th colspan="3">Shipping</th></tr><tr><td>COM Ydg</td><td>1</td><td>Ctn Wt</td><td>17</td></tr><tr><td>COL Sq Ft</td><td>18</td><td>Cu Ft</td><td>12</td></tr></table>	Dimensions	D	W	H	Overall	22 ¾	17 ¼	31 ¼	Seat	18	17 ¼	17 ½	Upholstery	Shipping			COM Ydg	1	Ctn Wt	17	COL Sq Ft	18	Cu Ft	12	<div>COM \$835</div> <div>A \$846</div> <div>B \$866</div> <div>COL/C \$900</div> <div>D \$945</div> <div>E \$989</div> <div>F \$1,057</div> <div>G \$1,131</div> <div>H \$1,209</div> <div>I \$1,332</div> <div>J \$1,480</div> <div>L1 \$1,185</div> <div>L2 \$1,284</div>
Dimensions	D	W	H																								
Overall	22 ¾	17 ¼	31 ¼																								
Seat	18	17 ¼	17 ½																								
Upholstery	Shipping																										
COM Ydg	1	Ctn Wt	17																								
COL Sq Ft	18	Cu Ft	12																								

Description	1 Model	Specifications	List Price Per Grade																												
Guest Chair	<b>BY2101PP - All Plastic</b> <b>BY2101PU - Uph. Seat</b> · seated height · arms  GSA Contract SIN #33721	<table> <tr> <th>Dimensions</th><th>D</th><th>W</th><th>H</th></tr> <tr> <td>Overall</td><td>22 ¾</td><td>21 ¾</td><td>31 ¼</td></tr> <tr> <td>Seat</td><td>18</td><td>17 ¼</td><td>17 ½</td></tr> <tr> <td>Arm</td><td></td><td></td><td>25 ½</td></tr> <tr> <th>Upholstery</th><th colspan="3">Shipping</th></tr> <tr> <td>COM Ydg</td><td>¾</td><td>Ctn Wt</td><td>19</td></tr> <tr> <td>COL Sq Ft</td><td>14</td><td>Cu Ft</td><td>14</td></tr> </table>	Dimensions	D	W	H	Overall	22 ¾	21 ¾	31 ¼	Seat	18	17 ¼	17 ½	Arm			25 ½	Upholstery	Shipping			COM Ydg	¾	Ctn Wt	19	COL Sq Ft	14	Cu Ft	14	All Plastic \$665 COM \$783 A \$790 B \$805 COL/C \$831 D \$865 E \$898 F \$950 G \$1,004 H \$1,063 I \$1,156 J \$1,266 L1 \$1,045 L2 \$1,119
Dimensions	D	W	H																												
Overall	22 ¾	21 ¾	31 ¼																												
Seat	18	17 ¼	17 ½																												
Arm			25 ½																												
Upholstery	Shipping																														
COM Ydg	¾	Ctn Wt	19																												
COL Sq Ft	14	Cu Ft	14																												

Guest Chair	<b>BY2101WW - All Wood</b> <b>BY2101WU - Uph. Seat</b> · seated height · arms  GSA Contract SIN #33721	<table> <tr> <th>Dimensions</th><th>D</th><th>W</th><th>H</th></tr> <tr> <td>Overall</td><td>22 ¾</td><td>21 ¾</td><td>31 ¼</td></tr> <tr> <td>Seat</td><td>18</td><td>17 ¼</td><td>17 ½</td></tr> <tr> <td>Arm</td><td></td><td></td><td>25 ½</td></tr> <tr> <th>Upholstery</th><th colspan="3">Shipping</th></tr> <tr> <td>COM Ydg</td><td>¾</td><td>Ctn Wt</td><td>19</td></tr> <tr> <td>COL Sq Ft</td><td>14</td><td>Cu Ft</td><td>14</td></tr> </table>	Dimensions	D	W	H	Overall	22 ¾	21 ¾	31 ¼	Seat	18	17 ¼	17 ½	Arm			25 ½	Upholstery	Shipping			COM Ydg	¾	Ctn Wt	19	COL Sq Ft	14	Cu Ft	14	All Wood \$933 COM \$938 A \$946 B \$960 COL/C \$987 D \$1,018 E \$1,052 F \$1,103 G \$1,159 H \$1,218 I \$1,310 J \$1,422 L1 \$1,200 L2 \$1,274
Dimensions	D	W	H																												
Overall	22 ¾	21 ¾	31 ¼																												
Seat	18	17 ¼	17 ½																												
Arm			25 ½																												
Upholstery	Shipping																														
COM Ydg	¾	Ctn Wt	19																												
COL Sq Ft	14	Cu Ft	14																												

**To Order, Specify:**

- Model Number
- Wood Species - Rift Cut White Oak (WK4)
- Wood Finish/Color
- Plastic Color
- Metal Frame Color
- Fabric Selection - vendor, pattern and color

**Specifications**

- Wood species - Rift Cut White Oak.
- Wall saver feature.
- Standard with felt glides.

**3 Wood Finish/Color Options:****Rift Cut White Oak**

CAG Aged Ash Coordinate	CFO Fossil Coordinate
ALM Ale Medium	CGR Graphite Coordinate
AUB Auburn	HRV Harvest
BRL Barley	HEN Henna
CBE Blonde Echo Coordinate	CHL High Line Coordinate
BBM Bourbon Medium	HNY Honey
CBZ Brazilwood Coordinate	CKC Khaki Coordinate
BRW Brownie	LGC Legacy
BRM Brighton Medium	MCH Mocha
BUT Butterscotch	NTO Night Owl
CAN Canyon	NUT Nut Brown
CIN Cinnamon	COA Oatmeal Cook Coordinate
CIT Citron	CPI Pinnacle Walnut Coordinate
CLA Classic	PRL Praline
CCF Coffee Coordinate	SAF Saffron
CLL Collectors	SIE Sienna
CCR Cremello Coordinate	CST Studio Teak Coordinate
DES Desert	TOF Toffee
EAR Earthy	TRF Truffle
ECU Ecu	VEN Venetian
ESP Espresso	CVI Vintage Coordinate
FLX Flax	CWH Walnut Heights Coordinate
CFL Florence Walnut Coordinate	CWE Weathered Ash Coordinate

**4 Plastic Color:**

EWM Extra White	KGR Kiwi Green	TBM Tricorn Black
GRS Gray Screen	TRD Toile Red	

**5 Metal Frame Tier/Color:****Tier 1:**

MBK Matte Black
CHR Chrome

**Tier 2: Add \$42 list**

ASL Arctic Silver
BWH Bright White
PEW Pewter
SNK Soft Nickel


**Tier 3: Add \$83 list**

CAR Carmine Red
LGR Leaf Green
PPB Purple Violet
SIG Signal Orange
SPB Sapphire Blue
TBL Traffic Blue
ZYL Zinc Yellow



**Tier 4: Add \$125 list**

BRD Beige Red	SGR Signal Green
COP Copper Brown	SGY Silk Grey
HYL Honey Yellow	TQP Turquoise Pastel
MTQ Mint Turquoise	TRD Traffic Red
OGR Olive Green	MHB Mahogany Brown
QZG Quartz Grey	
SAL Salmon Orange	

- See a selection of graded in fabric manufacturers and patterns on pages 20-28. Contact Customer Service for additional fabric options.

Description	1 Model	Specifications				List Price Per Grade		
<div>Guest Chair</div> 	<div>BY2101UU</div> <div>• seated height</div> <div>• arms</div> <div>• upholstered seat and upholstered back</div> <div>GSA Contract SIN #33721</div>	Dimensions		D	W	H	COM	\$937
		Overall		22 ¾	21 ¾	31 ¼	A	\$948
		Seat		18	17 ¼	17 ½	B	\$967
		Arm		25 ½			COL/C	\$1,001
		Upholstery		Shipping			D	\$1,045
		COM Ydg		1	Ctn Wt	19	E	\$1,090
		COL Sq Ft		18	Cu Ft	14	F	\$1,159
							G	\$1,233
							H	\$1,311
							I	\$1,434
					J	\$1,583		
					L1	\$1,287		
					L2	\$1,385		

Counter Height Stool

BY2104PP

plastic seat

BY2104PU

uph. seat

BY2104PP - All Plastic

BY2104PU - Uph. Seat

· counter height

· armless

GSA Contract SIN #33721

Dimensions	D	W	H
Overall	19 ¼	17	37
Seat	16	15 ¼	25 ⅞
Upholstery	Shipping		
COM Ydg	¾	Ctn Wt	21
COL Sq Ft	14	Cu Ft	13

All Plastic \$856

COM \$973

A \$980

B \$995

COL/C \$1,020

D \$1,054

E \$1,088

F \$1,139

G \$1,194

H \$1,254


I \$1,345

J \$1,457


L1 \$1,235

L2 \$1,308

Counter Height Stool With Wood Seat And Wood Back



BY2104WW  
wood seat



BY2104WU  
uph. seat

BY2104WW - All Wood

BY2104WU - Uph. Seat

· counter height

· armless

GSA Contract SIN #33721

Dimensions	D	W	H
Overall	19 ¼	17	37
Seat	16	15 ¼	25 ⅞
Upholstery	Shipping		
COM Ydg	¾	Ctn Wt	21
COL Sq Ft	14	Cu Ft	13

All Wood \$1,116

COM \$1,129

A \$1,136

B \$1,150

COL/C \$1,176

D \$1,209

E \$1,243

F \$1,295

G \$1,349


H \$1,408



I \$1,502

J \$1,611

L1 \$1,390

L2 \$1,464

Description	1 Model	Specifications	List Price Per Grade
<b>Counter Height Stool</b>  	<b>BY2104UU</b> · counter height · armless · upholstered seat and upholstered back  GSA Contract SIN #33721	<b>Dimensions</b>	<b>COM \$1,126</b>
		Overall 19 ¼ 17 37	A \$1,136
		Seat 16 15 ¼ 25 ⅝	B \$1,156
		<b>Upholstery</b>	COL/C \$1,190
		<b>Shipping</b>	D \$1,234
		COM Ydg 1 Ctn Wt 21	E \$1,278
		COL Sq Ft 18 Cu Ft 13	F \$1,347
			G \$1,421
			H \$1,500
			I \$1,624
			J \$1,770
			L1 \$1,475
			L2 \$1,573

<b>Bar Height Stool Barstool</b>   	<b>BY2108PP - All Plastic</b> <b>BY2108PU - Uph. Seat</b> · bar height · armless  GSA Contract SIN #33721	<b>Dimensions</b>	<b>All Plastic \$881</b>
		Overall 19 ¼ 17 40 ¾	COM \$999
		Seat 16 15 ¼ 29 ¾	A \$1,006
		<b>Upholstery</b>	B \$1,020
		<b>Shipping</b>	COL/C \$1,047
		COM Ydg ¾ Ctn Wt 22	D \$1,080
		COL Sq Ft 14 Cu Ft 13	E \$1,114
			F \$1,165
			G \$1,220
			H \$1,279
			I \$1,371
			J \$1,482
			L1 \$1,261
			L2 \$1,335

**To Order, Specify:**

- 1 Model Number
- 2 Wood Species - Rift Cut White Oak (WK4)
- 3 Wood Finish/Color
- 4 Plastic Color
- 5 Metal Frame Color
- 6 Fabric Selection - vendor, pattern and color

**Specifications**

- Wood species - Rift Cut White Oak.
- Wall saver feature.
- Standard with felt glides.

**3 Wood Finish/Color Options:**

<b>Rift Cut White Oak</b>	
CAG Aged Ash Coordinate	CFO Fossil Coordinate
ALM Ale Medium	CGR Graphite Coordinate
AUB Auburn	HRV Harvest
BRL Barley	HEN Henna
CBE Blonde Echo Coordinate	CHL High Line Coordinate
BBM Bourbon Medium	HNY Honey
CBZ Brazilwood Coordinate	CKC Khaki Coordinate
BRW Brownie	LGC Legacy
BRM Brighton Medium	MCH Mocha
BUT Butterscotch	NTO Night Owl
CAN Canyon	NUT Nut Brown
CIN Cinnamon	COA Oatmeal Cook Coordinate
CIT Citron	CPI Pinnacle Walnut Coordinate
CLA Classic	PRL Praline
CCF Coffee Coordinate	SAF Saffron
CLL Collectors	SIE Sienna
CCR Cremello Coordinate	CST Studio Teak Coordinate
DES Desert	TOF Toffee
EAR Earthy	TRF Truffle
ECU Ecu	VEN Venetian
ESP Espresso	CVI Vintage Coordinate
FLX Flax	CWH Walnut Heights Coordinate
CFL Florence Walnut Coordinate	CWE Weathered Ash Coordinate

**4 Plastic Color:**

EWM Extra White	KGR Kiwi Green	TBM Tricorn Black
GRS Gray Screen	TRD Toile Red	



**5 Metal Frame Tier/Color:**

<b>Tier 1:</b>	<b>Tier 2: Add \$42 list</b>
MBK Matte Black	ASL Arctic Silver
CHR Chrome	BWH Bright White
	PEW Pewter
	SNK Soft Nickel


**Tier 3: Add \$83 list**

CAR Carmine Red	BRD Beige Red	SGR Signal Green
LGR Leaf Green	COP Copper Brown	SGY Silk Grey
PPB Purple Violet	HYL Honey Yellow	TQP Turquoise Pastel
SIG Signal Orange	MTQ Mint Turquoise	TRD Traffic Red
SPB Sapphire Blue	OGR Olive Green	MHB Mahogany Brown
TBL Traffic Blue	QZG Quartz Grey	
ZYL Zinc Yellow	SAL Salmon Orange	

- 6 See a selection of graded in fabric manufacturers and patterns on pages 20-28. Contact Customer Service for additional fabric options.

Description		1 Model	Specifications			List Price Per Grade		
Bar Height Stool Barstool		<div>BY2108WW - All Wood</div> <div>BY2108WU - Uph. Seat</div> <div><div>• bar height</div><div>• armless</div></div> <div>GSA Contract SIN #33721</div>	Dimensions	D	W	H	All Wood	\$1,141
<div><div></div><div>BY2108WW</div><div>wood seat</div></div> <div><div></div><div>BY2108WU</div><div>uph. seat</div></div>			Overall	19 ¼	17	40 ¾	COM	\$1,155
			Seat	16	15 ¼	29 ¾	A	\$1,162
					Upholstery	Shipping		
			COM Ydg	¾	Ctn Wt	22	COL/C	\$1,202
		COL Sq Ft	14	Cu Ft	13	D	\$1,235	
						E	\$1,268	
						F	\$1,320	
						G	\$1,376	
						H	\$1,434	
						I	\$1,527	
						J	\$1,637	
						L1	\$1,417	
						L2	\$1,489	

Bar Height Stool Barstool



BY2108UU

- bar height
- armless
- upholstered seat and upholstered back

GSA Contract SIN #33721

Dimensions	D	W	H
Overall	19 ¼	17	40 ¾
Seat	16	15 ¼	29 ¾
Upholstery	Shipping		
COM Ydg	1	Ctn Wt	22
COL Sq Ft	18	Cu Ft	13

COM \$1,151

A \$1,162

B \$1,181

COL/C \$1,216

D \$1,260

E \$1,304

F \$1,373

G \$1,446

H \$1,525

I \$1,648

J \$1,796

L1 \$1,502

L2 \$1,600

To Order, Specify:

- 1 Model Number
- 2 Wood Species - Rift Cut White Oak (WK4)
- 3 Wood Finish/Color
- 4 Plastic Color
- 5 Metal Frame Color
- 6 Fabric Selection - vendor, pattern and color

Specifications

- Wood species - Rift Cut White Oak.
- Wall saver feature.
- Standard with felt glides.

3 Wood Finish/Color Options:

Rift Cut White Oak	
CAG	Aged Ash Coordinate
ALM	Ale Medium
AUB	Auburn
BRL	Barley
CBE	Blonde Echo Coordinate
BBM	Bourbon Medium
CBZ	Brazilwood Coordinate
BRW	Brownie
BRM	Brighton Medium
BUT	Butterscotch
CAN	Canyon
CIN	Cinnamon
CIT	Citron
CLA	Classic
CCF	Coffee Coordinate
CLL	Collectors
CCR	Cremello Coordinate
DES	Desert
EAR	Earthy
ECU	Ecu
ESP	Espresso
FLX	Flax
CFL	Florence Walnut Coordinate
CFO	Fossil Coordinate
CGR	Graphite Coordinate
HRV	Harvest
HEN	Henna
CHL	High Line Coordinate
HNY	Honey
CKC	Khaki Coordinate
LGC	Legacy
MCH	Mocha
NTO	Night Owl
NUT	Nut Brown
COA	Oatmeal Cook Coordinate
CPI	Pinnacle Walnut Coordinate
PRL	Praline
SAF	Saffron
SIE	Sienna
CST	Studio Teak Coordinate
TOF	Toffee
TRF	Truffle
VEN	Venetian
CVI	Vintage Coordinate
CWH	Walnut Heights Coordinate
CWE	Weathered Ash Coordinate

4 Plastic Color:

EWM	Extra White	KGR	Kiwi Green	TBM	Tricorn Black
GRS	Gray Screen	TRD	Toile Red		

5 Metal Frame Tier/Color:

Tier 1:	Tier 2: Add \$42 list
MBK Matte Black	ASL Arctic Silver
CHR Chrome	BWH Bright White
	PEW Pewter
	SNK Soft Nickel

Tier 3: Add \$83 list	Tier 4: Add \$125 list
CAR Carmine Red	BRD Beige Red
LGR Leaf Green	COP Copper Brown
PPB Purple Violet	HYL Honey Yellow
SIG Signal Orange	MTQ Mint Turquoise
SPB Sapphire Blue	OGR Olive Green
TBL Traffic Blue	QZG Quartz Grey
ZYL Zinc Yellow	SAL Salmon Orange
	SGR Signal Green
	SGY Silk Grey
	TRD Traffic Red
	MHB Mahogany Brown

- 6 See a selection of graded in fabric manufacturers and patterns on pages 20-28. Contact Customer Service for additional fabric options.



Table of Contents

Freestanding Seating.....144

Modular Seating.....152

Modular Seating with 52" Screen.....156

Modular Seating with 44" Screen.....160

Modular Seating with 44" Screen and Stand up Surface.....164

Sectional Seating.....168

Media Panel and Runoff Table.....170

Desk Pods.....172

Media Credenza and Work Table.....174

Accessories.....176



# C̄AAV Seating Order Check List:



**Specify:**

- ☐ 1. Model Number
- ☐ 2. Wood Species - STANDARD Maple (M) - no upcharge, Walnut (W) or White Oak (WK1) - upcharge applies
- ☐ 3. Wood Finish
- ☐ 4. Fabric Selection - vendor, pattern and color
  - Specify Fabric for Seating
  - Specify Fabric for Surround/Wing/Hood
- ☐ 5. Metal Color
- ☐ 6. Optional Tablet Arm - Indicate tablet (TBT), left (TBL) or right (TBR); Laminate or Veneer - add \$616 list per arm
- ☐ 7. Optional Power - Specify location and add \$288 list; specify color Black (B) or White (W)
  - Chairs - Indicate as seated Right (PUR) or Left (PUL)
  - Ottomans - Indicate Front (PUFR), Back (PUBK) or Both (PUB)
- ☐ 8. Optional LED light with Hoods - specify color and add \$887 list (\$1,021 for two seat unit)

Example:

CVF3440-31 (model #)	M (wood species)	AUB (finish)	MOMENTUM (fabric vendor)	VOX (pattern name)	MYSTIC (pattern color)
-------------------------	---------------------	-----------------	-----------------------------	-----------------------	---------------------------

## 1. Model Number

## 2. Wood Species - STANDARD Maple (M), Walnut (W) or White Oak (WK1); upcharge applies

## 3. Wood Finish/Color Options:

Maple Frame	
CAG Aged Ash Coordinate	CGR Graphite Coordinate
ALM Ale Medium	HRV Harvest
AUB Auburn	CHL High Line Coordinate
BRL Barley	CKC Khaki Coordinate
CBE Blonde Echo Coordinate	LGC Legacy
BBM Bourbon Medium	MCH Mocha
CBZ Brazilwood Coordinate	NTO Night Owl
BRM Brighton Medium	COA Oatmeal Cookie Coordinate
BUT Butterscotch	CPI Pinnacle Walnut Coordinate
CIN Cinnamon	PRL Praline
CLA Classic	SAF Saffron
CCF Coffee Coordinate	SIE Sienna
CLL Collectors	CST Studio Teak Coordinate
CCR Cremello Coordinate	TOF Toffee
EAR Earthy	TRF Truffle
ESP Espresso	VEN Venetian
FLX Flax	CVI Vintage Coordinate
CFL Florence Walnut Coordinate	CWH Walnut Heights Coordinate
CFO Fossil Coordinate	CWE Weathered Ash Coordinate

## Paint Color - Add \$38 list per item

BKD Backdrop	GRV Greek Villa
BFX Black Fox	GLF Gulf Stream
BWH Bright White	HTB Heartthrob
CGP Cargo Pants	NET Network Gray
CHT Chatroom	NWH Nonchalant White
DSY Daisy	PAR Paradise
DRG Daring	QXP Quixotic Plum
DYN Dynamo	RBZ Relic Bronze
ENG Engima	SND Sandbank
FRR French Roast	STM Storm
GBY Georgian Bay	TRC Tricorn Black

## \*Walnut Frame (upcharge applies)

AUB Auburn	SIE Sienna
ESP Espresso	TOF Toffee
MCH Mocha	TRF Truffle
NTO Night Owl	

## \*White Oak Frame (upcharge applies)

ACR Acorn	POR Porter
BUF Buff	RYE Rye
BUR Burlap	SAD Saddle
CHE Chestnut	WWO Whitewash
INK Inkwell	

## 4. Fabric Selection - Please supply the following:

Fabric vendor  
Pattern name  
Pattern color

[For a complete list of JSI Graded-In Fabric click here](#)

**\*Note:** Associated upcharges for Walnut and White Oak Solid Hardwoods are located in the bullet points under units where applicable.

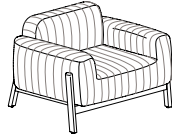
• Indicate direction of fabric - Railroaded or Up the Roll  
• Please provide illustration, if available

**All COM orders must include the following:**


- Vendor's name, pattern name and color
- Sample of the fabric attached to the order
- Model numbers of items for fabric application
- Special application instructions
- Customer and purchase order number

Ship prepaid COM material to:

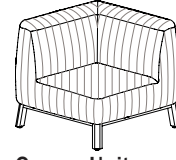
JSI  
Attn: COM Department  
201 East Martin Street  
Receiving B, Dock 71  
Orleans, IN 47452



Seating: Up the Roll



Privacy Screens: Railroad  
\*Leather unavailable



Corner Units:  
Seat surfaces run diagonal

All COM orders will ship at standard lead time from receipt of COM except for orders requiring special custom matched finishes.

**5. Metal Color**

ASL Arctic Silver	PEW Pewter
MBK Matte Black	SNK Soft Nickel

JSI's extended powdercoat program of bright colors is available, upon request. Contact Customer Service for a specific quote based on qty of units.

**6. Optional Tablet Arm**

- Specify Tablet Arm Left (TBL), Right (TBR), or (TBT) and add \$616 list for laminate or veneer

**7. Optional Power**

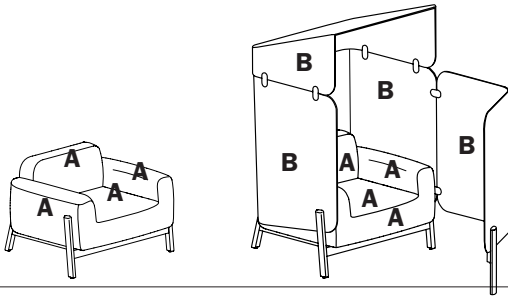
- Specify location as seated in right (PUR) or left (PUL), and select color choice of Black (B) or White (W); add \$288 list per location. In ottomans, specify Back (PUBK), Front (PUFR) or Both (PUB).

**Optional Laminate for tablet arms and counter surfaces**

AGA Aged Ash	BBL Bridal Blanco	GRH Graphite	SLG Slate Grey
ALB Alabaster	BGL Brighton Light	HGL High Line	STU Studio Teak
ALL Ale Light	CLL Collectors	OAT Oatmeal Cookie	VIN Vintage
BLO Blonde Echo	DWH Designer White	PIN Pinnacle Walnut	WLH Walnut Heights
BOL Bourbon Light	FLO Florence Walnut	SHD Shadow	WEA Weathered Ash
BZW Brazilwood			

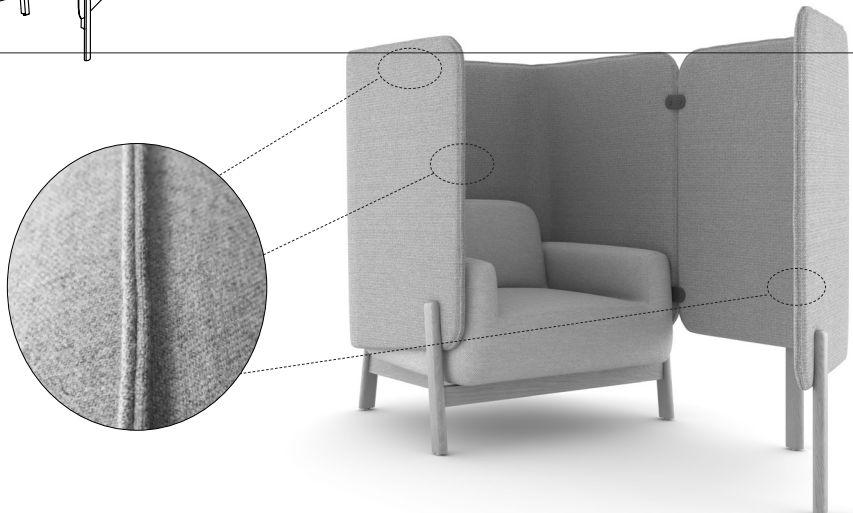
**Contrasting Upholstery**

Units with privacy elements can be specified with contrasting upholstery. When specified, the unit will be priced based on the highest grade fabric selected. Specify the (A) chair fabric and (B) privacy fabric on your order.

**Upholstery Detail - False Welt**

False Welt - Double fold upholstery seam detail is present on Caav privacy screens. An integral part of the upholstery application, the false welt creates a defined line while maintaining flexibility for ultimate casual comfort.

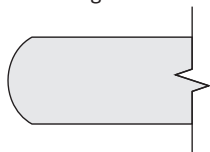
**Note:** Large scale and geometric patterns applied over Caav's soft contours and false welt details will impact the pattern visual. Solid colors are recommended, particularly on the seating.





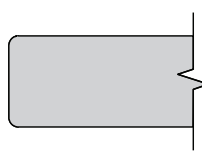
### Edge profile

All veneer desks, tables, stand-up surfaces and tablet arms have a bullnose edge detail. The edge is solid lumber and finished to match the top surface. Maple is standard, Walnut and White Oak are available for an upcharge. All laminate desks, tables, stand-up surfaces and tablet arms had a matching PVC eased edge.



#### Bullnose Edge

Standard on veneer worksurface tops



#### Eased Edge (R3)

Standard on laminate worksurface tops

### Power



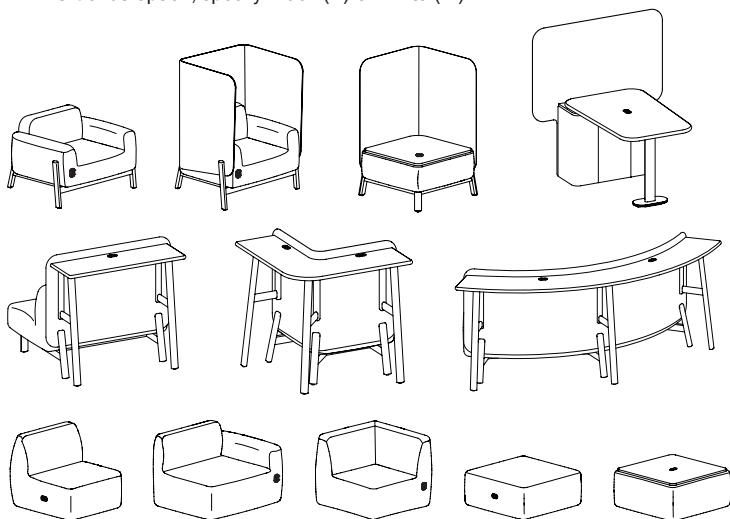
#### EC46 - FlushMount

- Integrated simplex receptacle and two USB-A/9' - three prong Graphite fabric power cord/factory installed.
- Order as option, specify Black (B) or White (W).



#### EC47 - Under/Side Mount

- Simplex receptacle and two USB-A/9' - three prong Graphite fabric power cord/field installed.
- Mounts under table surface or to side of armless modular seat.
- Order separately, specify Black (B) or White (W).



### Lighting



#### Privacy Hood - LED Light

- Surface mounted LED light with up and down lighting
- 9' - three prong Graphite fabric power cord
- Occupancy sensor
- Factory installed
- Order as option, specify metal color.



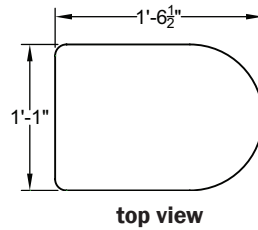
#### Sconce Lamp

- Accessory sconce
- Cord-mounted rocker switch
- 15' - three prong Graphite fabric power cord
- Field installed
- Maximum 60 watt light bulb, NOT included/LED bulb recommended

### Tablet Arm


All arms on Freestanding, Modular and Sectional units are available with an optional tablet. The double-pivot mechanism allows the surface to be placed closer to the user. The recommended weight limit for the tablet is 75lbs.

Available in Maple, Cherry, Walnut or White Oak veneer or JSI standard laminate.



### H-brackets

Privacy Hoods and Privacy Wings attach in the field with H-Brackets. The metal color selected on each seating unit will apply to these brackets.

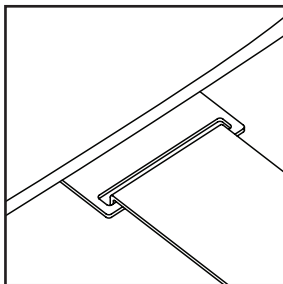


Matte Black - black bolts  
Pewter - black bolts

Arctic Silver - nickel bolts  
Soft Nickel - nickel bolts

### Modular linking bracket

Linking brackets are installed on Modular and Sectional seating units. These brackets are gravity-engaged and are intended to help link and align adjacent units. Brackets can be removed on exposed ends.



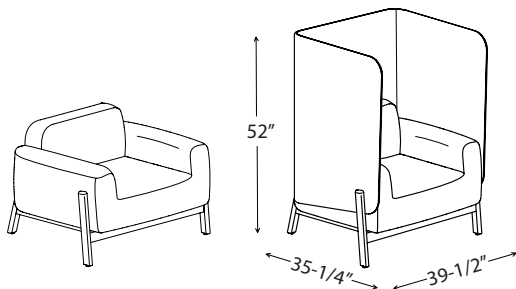
Leg-based Modular units connect with other Leg-based Modular units on ends without arms.



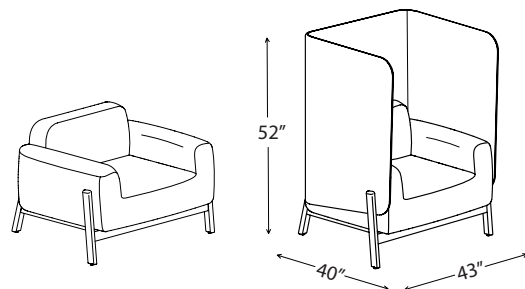
Sectional units connect with other Sectional units on ends without arms.

### Lounge Scale

Freestanding, single seat lounge units are available in two sizes. Grand scale units offer generous comfort and accommodate a variety of lounge postures. Standard scale units offer the same comfort level in a smaller footprint and are more manageable to handle & install.




**Standard Scale**



**Grand Scale**

**Note:** Units with Privacy Surrounds may not fit through standard building doorways.

# C̄AAV Desk Pod Order Check List:



**Specify:**

☐ 1. **Model Number**

☐ 2. **Fabric Selection - Vendor, pattern and color**

☐ 3. **Desk Surface Material**

- **Laminate - Specify laminate with PVC edge**
- **Veneer - Specify - Cherry, Maple, Walnut with Maple Rim, Walnut with Walnut Rim or White Oak - upcharge applies for non maple rims**

☐ 3a. **Leg Species and Finish - Maple, Paint on Maple, Walnut or White Oak**

☐ 4. **Metal Color**

☐ 5. **Optional Power - specify color Black (B) or White (W) - add \$288 list**

☐ 6. **Optional LED light with Hoods - specify color and add 1, list**

**Example:**

<b>CVD3439-52</b>	<b>Momentum</b>	<b>VOX</b>	<b>MYSTIC</b>	<b>L</b>	<b>ALB</b>	<b>ML</b>	<b>ALE</b>	<b>SNK</b>
(model #)	(fabric vendor)	(pattern name)	(pattern color)	(Laminate)	(alabaster)	(maple)	(ale)	(soft nickel)

**1. Model Number**

**2. Fabric Selection - Please supply the following:**

Fabric vendor  
Pattern name  
Pattern color

[For a complete list of JSI Graded-In Fabric click here](#)

- Indicate direction of fabric - Railroaded or Up the Roll
- Please provide illustration, if available

**All COM orders must include the following:**

- Vendor's name, pattern name and color
- Sample of the fabric attached to the order
- Model numbers of items for fabric application
- Special application instructions
- Customer and purchase order number

Ship prepaid COM material to:  
JSI  
Attn: COM Department  
201 East Martin Street  
Receiving B, Dock 71  
Orleans, IN 47452

All COM orders will ship at standard lead time from receipt of COM except for orders requiring special custom matched finishes.

**3. Desk Material - Laminate (L) or Veneer (V)**

**Laminate with PVC Edge**

AGA Aged Ash	GRH Graphite
ALB Alabaster	HGL High Line
ALL Ale Light	OAT Oatmeal Cookie
BLO Blonde Echo	PIN Pinnacle Walnut
BOL Bourbon Light	SHD Shadow
BZW Brazilwood	SLG Slate Grey
BBL Bridal Blanco	STU Studio Teak
BGL Brighton Light	VIN Vintage
CLL Collectors	WLH Walnut Heights
DWH Designer White	WEA Weathered Ash
FLO Florence Walnut	

**Veneer - with Bullnose Edge**

**with Maple Rim**

Cherry (CH1)	Maple (MA1)	Walnut (WA1)
BRL Barley	ALM Ale Medium	AUB Auburn
BBM Bourbon Medium	BUT Butterscotch	ESP Espresso
BRM Brighton Medium	CIN Cinnamon	MCH Mocha*
CLA Classic	FLX Flax	NTO Night Owl*
CLL Collectors*	VEN Venetian	SIE Sienna*
EAR Earthy		TOF Toffee
HRV Harvest*		TRF Truffle*
LGC Legacy		
PRL Praline*		
SAF Saffron		

**with Walnut Rim**

**Walnut (WW1)**

AUB Auburn
ESP Espresso
MCH Mocha
NTO Night Owl
SIE Sienna
TOF Toffee
TRF Truffle

**with White Oak Rim**

**White Oak (WO)**

ACR Acorn	SAD Saddle
BUF Buff	WWO Whitewash
BUR Burlap	
CHE Chestnut	
INK Inkwell	
POR Porter	
RYE Rye	

**3a. Leg Species and Finish:****Maple Frame**

CAG	Aged Ash Coordinate	CGR	Graphite Coordinate
ALM	Ale Medium	HRV	Harvest
AUB	Auburn	CHL	High Line Coordinate
BRL	Barley	CKC	Khaki Coordinate
CBE	Blonde Echo Coordinate	LGC	Legacy
BBM	Bourbon Medium	MCH	Mocha
CBZ	Brazilwood Coordinate	NTO	Night Owl
BRM	Brighton Medium	COA	Oatmeal Cookie Coordinate
BUT	Butterscotch	CPI	Pinnacle Walnut Coordinate
CIN	Cinnamon	PRL	Praline
CLA	Classic	SAF	Saffron
CCF	Coffee Coordinate	SIE	Sienna
CLL	Collectors	CST	Studio Teak Coordinate
CCR	Cremello Coordinate	TOF	Toffee
EAR	Earthy	TRF	Truffle
ESP	Espresso	VEN	Venetian
FLX	Flax	CVI	Vintage Coordinate
CFL	Florence Walnut Coordinate	CWH	Walnut Heights Coordinate
CFO	Fossil Coordinate	CWE	Weathered Ash Coordinate

**Paint Color - Add \$38 list per item**

BKD	Backdrop	GRV	Greek Villa
BFX	Black Fox	GLF	Gulf Stream
BWH	Bright White	HTB	Heartthrob
CGP	Cargo Pants	NET	Network Gray
CHT	Chatroom	NWH	Nonchalant White
DSY	Daisy	PAR	Paradise
DRG	Daring	QXP	Quixotic Plum
DYN	Dynamo	RBZ	Relic Bronze
ENG	Engima	SND	Sandbank
FRR	French Roast	STM	Storm
GBY	Georgian Bay	TRC	Tricorn Black

**\*Walnut Frame (upcharge applies)**

AUB	Auburn	SIE	Sienna
ESP	Espresso	TOF	Toffee
MCH	Mocha	TRF	Truffle
NTO	Night Owl		

**\*White Oak Frame (upcharge applies)**

ACR	Acorn	POR	Porter
BUF	Buff	RYE	Rye
BUR	Burlap	SAD	Saddle
CHE	Chestnut	WWO	Whitewash
INK	Inkwell		

**4. Metal Color**

ASL	Arctic Silver	PEW	Pewter
MBK	Matte Black	SNK	Soft Nickel

JSI's extended powdercoat program of bright colors is available, upon request.  
Contact Customer Service for a specific quote based on qty of units.

**5. Optional Power**

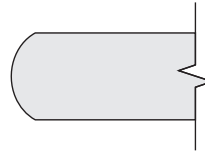
- Specify color choice of Black (B) or White (W) and add \$288 list

**6. Optional LED light with Hoods.**

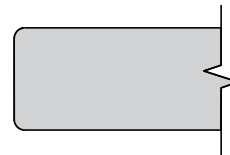
- Specify color choice of Arctic Silver (ASL), Matte Black (MBK), Pewter (PEW) or Soft Nickel (SNK) and add \$887 list

**Edge Profile**

All veneer desks, tables, stand-up surfaces and tablet arms have a bullnose edge detail. The edge is solid lumber and finished to match the top surface. Maple is standard, Walnut and White Oak are available for an upcharge. All laminate desks, tables, stand-up surfaces and tablet arms have a matching PVC eased edge.


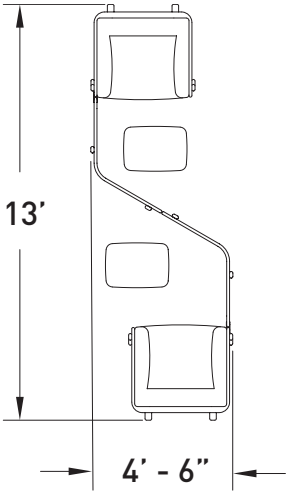
**Bullnose Edge**

Standard on veneer worksurface tops

**Eased Edge (R3)**

Standard on laminate worksurface tops

Typicals:  
CV001




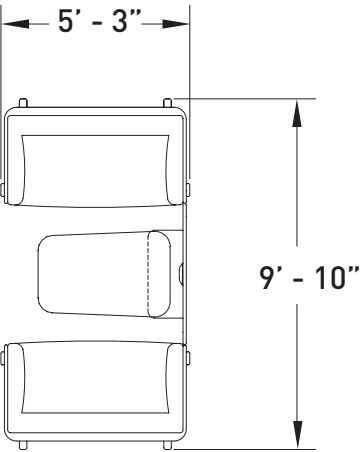
Total List \$12,000

Models

- (2) CVF7940-52-R
- (2) CV01623-12
- (1) CVA0307WS-KNOB

Single Seat with Power, Privacy Surround and Wing, COM  
Ottoman, COM  
Coat Hook

CV003



Total List \$13,353

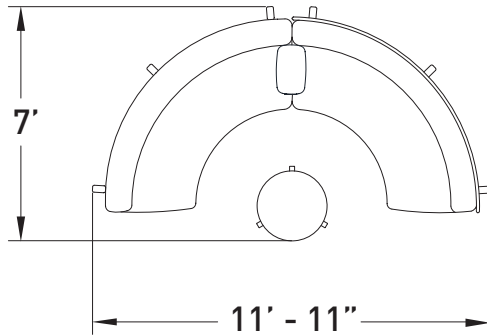
Models

- (2) CVF3564-52
- (1) CVP1249-52MEDT
- (1) CVV2950-26ROMT

Two Seat with Privacy Surround, COM  
Media Panel for Run-Off Table, COM  
Run-Off Table for Media Panel with Power

## Typicals:

## CV007



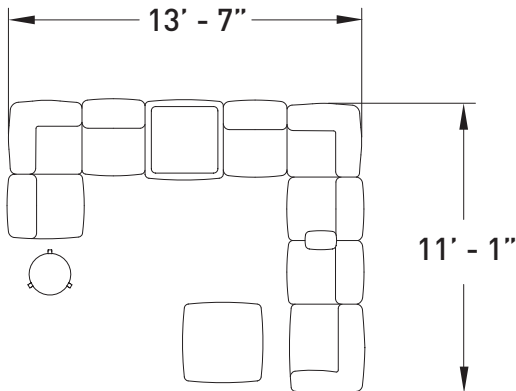
Total List \$11,776

## Models

- (1) CVM9036-31
- (1) CVM9036-52
- (1) CVA-BOLSTER
- (1) EC47
- (1) INT2525-17RD

- 90° Curved Seat, COM
- 90° Curved Seat with Privacy Screen, COM
- Power Bolster, COM
- Under Surface/Side Mount Power
- Indie Round Lounge Table

## CV008



Total List \$17,950

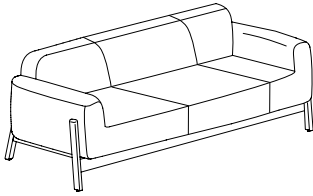
## Models

- (2) CVS3434-31-C
- (4) CVS3431-31
- (1) CVS3431-31
- (1) CVS3441-31-L
- (1) CVA-BOLSTER
- (1) CVT3434-17
- (1) CV03434-17
- (1) INT1919-14RD

- Armless Corner Seat, COM
- Armless Sing Seat, COM
- Armless Single Seat with Power, COM
- Single Seat with Arm Left, COM
- Power Bolster, COM
- Table with Power, COM
- Ottoman, COM
- Indie Round Low Lounge Table

Description	① Model	Specifications	List Price Per Grade																												
Single Seat Grand Scale	<b>CVF3843-31</b> <ul style="list-style-type: none"> <li>· maple legs standard</li> <li>· walnut or white oak legs available, specify and add \$311 list</li> <li>· tablet arm available, specify and add \$616 list, indicate right or left as seated and finish or laminate</li> <li>· power available in the front of the upholstered chair, specify and add \$288 list, indicate right or left as seated and color</li> </ul>	<table> <tr> <th>Dimensions</th><th>D</th><th>W</th><th>H</th></tr> <tr> <td>Overall</td><td>37 ¾</td><td>43</td><td>30 ½</td></tr> <tr> <td>Seat</td><td>21</td><td>25</td><td>17 ¾</td></tr> <tr> <td>Arm</td><td></td><td></td><td>25</td></tr> <tr> <th>Upholstery</th><th colspan="3">Shipping</th></tr> <tr> <td>COM Ydg</td><td>5 ¼</td><td>Ctn Wt</td><td>86</td></tr> <tr> <td>COL Sq Ft</td><td>126</td><td>Cu Ft</td><td>33</td></tr> </table>	Dimensions	D	W	H	Overall	37 ¾	43	30 ½	Seat	21	25	17 ¾	Arm			25	Upholstery	Shipping			COM Ydg	5 ¼	Ctn Wt	86	COL Sq Ft	126	Cu Ft	33	COM \$2,789 A \$2,836 B \$2,928 COL/C \$3,089 D \$3,296 E \$3,504 F \$3,826 G \$4,172 H \$4,540 I \$5,116 J \$5,807 L1 \$4,793 L2 \$5,346
Dimensions	D	W	H																												
Overall	37 ¾	43	30 ½																												
Seat	21	25	17 ¾																												
Arm			25																												
Upholstery	Shipping																														
COM Ydg	5 ¼	Ctn Wt	86																												
COL Sq Ft	126	Cu Ft	33																												
	GSA Contract SIN #33721																														
Single Seat	<b>CVF3440-31</b> <ul style="list-style-type: none"> <li>· maple legs standard</li> <li>· walnut or white oak legs available, specify and add \$295 list</li> <li>· tablet arm available, specify and add \$616 list, indicate right or left as seated and finish or laminate</li> <li>· power available in the front of the upholstered chair, specify and add \$288 list, indicate right or left as seated and color</li> </ul>	<table> <tr> <th>Dimensions</th><th>D</th><th>W</th><th>H</th></tr> <tr> <td>Overall</td><td>34 ¼</td><td>39 ½</td><td>30 ½</td></tr> <tr> <td>Seat</td><td>21</td><td>23 ½</td><td>17 ¾</td></tr> <tr> <td>Arm</td><td></td><td></td><td>25</td></tr> <tr> <th>Upholstery</th><th colspan="3">Shipping</th></tr> <tr> <td>COM Ydg</td><td>5</td><td>Ctn Wt</td><td>73</td></tr> <tr> <td>COL Sq Ft</td><td>120</td><td>Cu Ft</td><td>27</td></tr> </table>	Dimensions	D	W	H	Overall	34 ¼	39 ½	30 ½	Seat	21	23 ½	17 ¾	Arm			25	Upholstery	Shipping			COM Ydg	5	Ctn Wt	73	COL Sq Ft	120	Cu Ft	27	COM \$2,636 A \$2,681 B \$2,768 COL/C \$2,922 D \$3,119 E \$3,317 F \$3,624 G \$3,953 H \$4,304 I \$4,852 J \$5,510 L1 \$4,545 L2 \$5,071
Dimensions	D	W	H																												
Overall	34 ¼	39 ½	30 ½																												
Seat	21	23 ½	17 ¾																												
Arm			25																												
Upholstery	Shipping																														
COM Ydg	5	Ctn Wt	73																												
COL Sq Ft	120	Cu Ft	27																												
	GSA Contract SIN #33721																														
Two Seat	<b>CVF3464-31</b> <ul style="list-style-type: none"> <li>· maple legs standard</li> <li>· walnut or white oak legs available, specify and add \$388 list</li> <li>· tablet arm available, specify and add \$616 list per arm, indicate right, left, or both as seated and finish or laminate</li> <li>· power available in the front of the upholstered chair, specify and add \$288 list, indicate right, left or both as seated and color</li> </ul>	<table> <tr> <th>Dimensions</th><th>D</th><th>W</th><th>H</th></tr> <tr> <td>Overall</td><td>34 ¼</td><td>63 ½</td><td>30 ½</td></tr> <tr> <td>Seat</td><td>21</td><td>47 ½</td><td>17 ¾</td></tr> <tr> <td>Arm</td><td></td><td></td><td>25</td></tr> <tr> <th>Upholstery</th><th colspan="3">Shipping</th></tr> <tr> <td>COM Ydg</td><td>6</td><td>Ctn Wt</td><td>107</td></tr> <tr> <td>COL Sq Ft</td><td>144</td><td>Cu Ft</td><td>44</td></tr> </table>	Dimensions	D	W	H	Overall	34 ¼	63 ½	30 ½	Seat	21	47 ½	17 ¾	Arm			25	Upholstery	Shipping			COM Ydg	6	Ctn Wt	107	COL Sq Ft	144	Cu Ft	44	COM \$3,413 A \$3,466 B \$3,572 COL/C \$3,756 D \$3,993 E \$4,230 F \$4,598 G \$4,993 H \$5,414 I \$6,072 J \$6,862 L1 \$5,704 L2 \$6,335
Dimensions	D	W	H																												
Overall	34 ¼	63 ½	30 ½																												
Seat	21	47 ½	17 ¾																												
Arm			25																												
Upholstery	Shipping																														
COM Ydg	6	Ctn Wt	107																												
COL Sq Ft	144	Cu Ft	44																												
	GSA Contract SIN #33721																														



Description	1 Model	Specifications				List Price Per Grade	
Three Seat  	<b>CVF3488-31</b> • maple legs standard • walnut or white oak legs available, specify and add \$486 list • tablet arm available, specify and add \$616 list per arm, indicate right, left, or both as seated and finish or laminate • power available in the front of the upholstered chair, specify and add \$288 list, indicate right, left or both as seated and color  GSA Contract SIN #33721	<b>Dimensions</b>	<b>D</b>	<b>W</b>	<b>H</b>	<b>COM</b>	<b>\$4,117</b>
		Overall	34 ¼	87 ½	30 ½	A	\$4,179
		Seat	21	71 ½	17 ¾	B	\$4,302
		Arm			25	COL/C	\$4,517
		<b>Upholstery</b>		<b>Shipping</b>		D	\$4,793
		COM Ydg	7	Ctn Wt	141	E	\$5,070
		COL Sq Ft	168	Cu Ft	60	F	\$5,500
						G	\$5,960
						H	\$6,452
						I	\$7,219
						J	\$8,140
						L1	\$6,789
						L2	\$7,526

**To Order, Specify:****1 Model Number****2 Wood Species**

- a.) Maple (M)
- b.) Walnut (WAL) - upcharge applies
- c.) White Oak (WOL) - upcharge applies

**3 Finish**

- a.) Maple Finish and Paint Color
- b.) Walnut Finish
- c.) White Oak Finish

**4 Fabric Selection - vendor, pattern and color****5 Optional Tablet Arm - indicate left (TBL) or right arm (TBR) as seated; Laminate (L) or Veneer (V)****6 Optional Power Unit - Black (B) or White (W); indicate left (PUL), right (PUR) or both left and right (PUB) arms as seated****3 Wood Finish Options:****Maple**

CAG	Aged Ash Coordinate
ALE	Ale
AUB	Auburn
BRL	Barley
CBE	Blonde Echo Coordinate
BBN	Bourbon
CBZ	Brazilwood Coordinate
BRG	Brighton
BUT	Butterscotch
CIN	Cinnamon
CLA	Classic
CCF	Coffee Coordinate
CLL	Collectors
CCR	Cremello Coordinate
EAR	Earthy
ESP	Espresso
FLX	Flax
CFL	Florence Walnut Coordinate
CFO	Fossil Coordinate

**Paint Color - Add \$36 list per item**

BKD	Backdrop	GRV	Greek Villa
BFX	Black Fox	NET	Network Gray
BWH	Bright White	NWH	Nonchalant White
CGP	Cargo Pants	STM	Storm
CHT	Chatroom	TRC	Tricorn Black
FRR	French Roast		

CGR	Graphite Coordinate
HRV	Harvest
CHL	High Line Coordinate
CKC	Khaki Coordinate
LGC	Legacy
MCH	Mocha
NTO	Night Owl
COA	Oatmeal Cookie Coordinate
CPI	Pinnacle Walnut Coordinate
PRL	Praline
SAF	Saffron
SIE	Sienna
CST	Studio Teak Coordinate
TOF	Toffee
TRF	Truffle
VEN	Venetian
CVI	Vintage Coordinate
CWH	Walnut Heights Coordinate
CWE	Weathered Ash Coordinate

**Walnut - upcharge applies**

AUB	Auburn
ESP	Espresso
MCH	Mocha
NTO	Night Owl

**White Oak - upcharge applies**

ACR	Acorn
BUF	Buff
BUR	Burlap
CHE	Chestnut
INK	Inkwell


SIE	Sienna
TOF	Toffee
TRF	Truffle


POR	Porter
RYE	Rye
SAD	Saddle
WWO	Whitewash


**4 See a selection of graded in fabric manufacturers and patterns on pages 20-28. Contact Customer Service for additional fabric options.****Specifications**

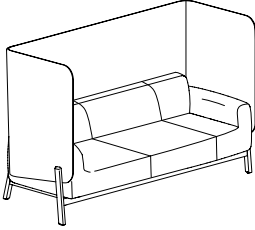
- chair frame is puzzle jointed plywood construction
- back has a 3 7/8" tapered multi-density high resilience polyurethane foam
- arm has 3" multi-density polyurethane foam
- seat has synthetic sheet webbing and 5" multi-density high resilience polyurethane foam
- solid hardwood exterior frame
- mortise and tenon construction with corner blocks, glue and screws
- standard with rubber cushion adjustable metal leveling glides



Description	① Model	Specifications	List Price Per Grade																												
Single Seat with Privacy Surround Grand Scale	CVF4043-52	<table><tr><th>Dimensions</th><th>D</th><th>W</th><th>H</th></tr><tr><td>Overall</td><td>40</td><td>43</td><td>52</td></tr><tr><td>Seat</td><td>21</td><td>25</td><td>17 ¾</td></tr><tr><td>Arm</td><td></td><td></td><td>25</td></tr><tr><th>Upholstery</th><th colspan="3">Shipping</th></tr><tr><td>COM Ydg</td><td>12</td><td>Ctn Wt</td><td>194</td></tr><tr><td>COL Sq Ft</td><td>126</td><td>Cu Ft</td><td>65</td></tr></table> <p>*screen available in fabric only, no leather</p>	Dimensions	D	W	H	Overall	40	43	52	Seat	21	25	17 ¾	Arm			25	Upholstery	Shipping			COM Ydg	12	Ctn Wt	194	COL Sq Ft	126	Cu Ft	65	COM \$4,206 A \$4,310 B \$4,516 COL/C \$4,877 D \$5,341 E \$5,805 F \$6,526 G \$7,300 H \$8,124 I \$9,413 J \$10,959 L1 \$7,867 L2 \$8,897
Dimensions	D	W	H																												
Overall	40	43	52																												
Seat	21	25	17 ¾																												
Arm			25																												
Upholstery	Shipping																														
COM Ydg	12	Ctn Wt	194																												
COL Sq Ft	126	Cu Ft	65																												
	<ul style="list-style-type: none"><li>maple legs standard</li><li>walnut or white oak legs available, specify and add \$311 list</li><li>ships assembled</li><li>specify upholstery on seat separately from upholstery on surround</li><li>tablet arm available, specify and add \$616 list, indicate right or left as seated and finish or laminate</li><li>power available in the front of the upholstered chair, specify and add \$288 list, indicate right or left as seated and color</li></ul>																														
note: does not fit through standard single doorway	GSA Contract SIN #33721																														

Single Seat with Privacy Surround	CVF3540-52	<table><tr><th>Dimensions</th><th>D</th><th>W</th><th>H</th></tr><tr><td>Overall</td><td>35 ¼</td><td>39 ½</td><td>52</td></tr><tr><td>Seat</td><td>21</td><td>23 ½</td><td>17 ¾</td></tr><tr><td>Arm</td><td></td><td></td><td>25</td></tr><tr><th>Upholstery</th><th colspan="3">Shipping</th></tr><tr><td>COM Ydg</td><td>11</td><td>Ctn Wt</td><td>176</td></tr><tr><td>COL Sq Ft</td><td>120</td><td>Cu Ft</td><td>53</td></tr></table> <p>*screen available in fabric only, no leather</p>	Dimensions	D	W	H	Overall	35 ¼	39 ½	52	Seat	21	23 ½	17 ¾	Arm			25	Upholstery	Shipping			COM Ydg	11	Ctn Wt	176	COL Sq Ft	120	Cu Ft	53	COM \$3,974 A \$4,071 B \$4,265 COL/C \$4,602 D \$5,037 E \$5,471 F \$6,146 G \$6,870 H \$7,642 I \$8,849 J \$10,296 L1 \$7,401 L2 \$8,366
Dimensions	D	W	H																												
Overall	35 ¼	39 ½	52																												
Seat	21	23 ½	17 ¾																												
Arm			25																												
Upholstery	Shipping																														
COM Ydg	11	Ctn Wt	176																												
COL Sq Ft	120	Cu Ft	53																												
	<ul style="list-style-type: none"><li>maple legs standard</li><li>walnut or white oak legs available, specify and add \$295 list</li><li>ships assembled</li><li>specify upholstery on seat separately from upholstery on surround</li><li>tablet arm available, specify and add \$616 list, indicate right or left as seated and finish or laminate</li><li>power available in the front of the upholstered chair, specify and add \$288 list, indicate right or left as seated and color</li></ul>																														
	GSA Contract SIN #33721																														

Two Seat with Privacy Surround	CVF3564-52	<table><tr><th>Dimensions</th><th>D</th><th>W</th><th>H</th></tr><tr><td>Overall</td><td>35 ¼</td><td>65 ½</td><td>52</td></tr><tr><td>Seat</td><td>21</td><td>47 ½</td><td>17 ¾</td></tr><tr><td>Arm</td><td></td><td></td><td>25</td></tr><tr><th>Upholstery</th><th colspan="3">Shipping</th></tr><tr><td>COM Ydg</td><td>13 ½</td><td>Ctn Wt</td><td>243</td></tr><tr><td>COL Sq Ft</td><td>144</td><td>Cu Ft</td><td>85</td></tr></table> <p>*screen available in fabric only, no leather</p>	Dimensions	D	W	H	Overall	35 ¼	65 ½	52	Seat	21	47 ½	17 ¾	Arm			25	Upholstery	Shipping			COM Ydg	13 ½	Ctn Wt	243	COL Sq Ft	144	Cu Ft	85	COM \$5,008 A \$5,128 B \$5,364 COL/C \$5,779 D \$6,312 E \$6,845 F \$7,674 G \$8,562 H \$9,510 I \$10,990 J \$12,767 L1 \$9,214 L2 \$10,398
Dimensions	D	W	H																												
Overall	35 ¼	65 ½	52																												
Seat	21	47 ½	17 ¾																												
Arm			25																												
Upholstery	Shipping																														
COM Ydg	13 ½	Ctn Wt	243																												
COL Sq Ft	144	Cu Ft	85																												
	<ul style="list-style-type: none"><li>maple legs standard</li><li>walnut or white oak legs available, specify and add \$388 list</li><li>seat and surround ship assembled</li><li>specify upholstery on seat separately from upholstery on surround</li><li>tablet arm available, specify and add \$616 list per arm, indicate right, left, or both as seated and finish or laminate</li><li>power available in the front of the upholstered chair, specify and add \$288 list, indicate right, left or both as seated and color</li></ul>																														
	GSA Contract SIN #33721																														

Description	1 Model	Specifications				List Price Per Grade		
Three Seat with Privacy Surround 	<b>CVF3588-52</b> <ul style="list-style-type: none"><li>• maple legs standard</li><li>• walnut or white oak legs available, specify and add \$486 list</li><li>• seat and surround ship assembled</li><li>• specify upholstery on seat separately from upholstery on surround</li><li>• power available in the front of the upholstered chair, specify and add \$288 list, indicate right, left or both as seated and color</li></ul>	<b>Dimensions</b>		<b>D</b>	<b>W</b>	<b>H</b>	<b>COM</b>	<b>\$5,771</b>
		Overall		35 ¼	87 ½	52	<b>A</b>	<b>\$5,910</b>
		Seat		21	71 ½	17 ¾	<b>B</b>	<b>\$6,187</b>
		Arm		25			<b>COL/C</b>	<b>\$6,670</b>
		<b>Upholstery</b>		<b>Shipping</b>			<b>D</b>	<b>\$7,292</b>
		COM Ydg		15 ¾	Ctn Wt	273	<b>E</b>	<b>\$7,914</b>
		COL Sq Ft		168	Cu Ft	112	<b>F</b>	<b>\$8,881</b>
		*screen available in fabric only, no leather					<b>G</b>	<b>\$9,918</b>
							<b>H</b>	<b>\$11,023</b>
							<b>I</b>	<b>\$12,750</b>
							<b>J</b>	<b>\$14,823</b>
							<b>L1</b>	<b>\$10,678</b>
							<b>L2</b>	<b>\$12,059</b>

GSA Contract SIN #33721

**To Order, Specify:****1 Model Number****2 Wood Species**

- a.) Maple (M)
- b.) Walnut (WAL) - upcharge applies
- c.) White Oak (WOL) - upcharge applies

**3 Finish**

- a.) Maple Finish and Paint Color
- b.) Walnut Finish
- c.) White Oak Finish

**4 Fabric Selection - vendor, pattern and color****5 Optional Tablet Arm - indicate left (TBL) or right arm (TBR) as seated; Laminate (L) or Veneer (V)****6 Optional Power Unit - Black (B) or White (W); indicate left (PUL) or right (PUR) arms as seated****3 Wood Finish Options:****Maple**

CAG	Aged Ash Coordinate
ALE	Ale
AUB	Auburn
BRL	Barley
CBE	Blonde Echo Coordinate
BBN	Bourbon
CBZ	Brazilwood Coordinate
BRG	Brighton
BUT	Butterscotch
CIN	Cinnamon
CLA	Classic
CCF	Coffee Coordinate
CLL	Collectors
CCR	Cremello Coordinate
EAR	Earthy
ESP	Espresso
FLX	Flax
CFL	Florence Walnut Coordinate
CFO	Fossil Coordinate

**Paint Color - Add \$36 list per item**

BKD	Backdrop	GRV	Greek Villa
BFX	Black Fox	NET	Network Gray
BWH	Bright White	NWH	Nonchalant White
CGP	Cargo Pants	STM	Storm
CHT	Chatroom	TRC	Tricorn Black
FRR	French Roast		

CGR	Graphite Coordinate
HRV	Harvest
CHL	High Line Coordinate
CKC	Khaki Coordinate
LGC	Legacy
MCH	Mocha
NTD	Night Owl
COA	Oatmeal Cookie Coordinate
CPI	Pinnacle Walnut Coordinate
PRL	Praline
SAF	Saffron
SIE	Sienna
CST	Studio Teak Coordinate
TOF	Toffee
TRF	Truffle
VEN	Venetian
CVI	Vintage Coordinate
CWH	Walnut Heights Coordinate
CWE	Weathered Ash Coordinate

**Walnut - upcharge applies**

AUB	Auburn	SIE	Sienna
ESP	Espresso	TOF	Toffee
MCH	Mocha	TRF	Truffle
NTD	Night Owl		

**White Oak - upcharge applies**

ACR	Acorn	POR	Porter
BUF	Buff	RYE	Rye
BUR	Burlap	SAD	Saddle
CHE	Chestnut	WWO	Whitewash
INK	Inkwell		

**4 See a selection of graded in fabric manufacturers and patterns on pages 20-28. Contact Customer Service for additional fabric options.****Specifications**

- chair frame is puzzle jointed plywood construction
- back has a 3 7/8" tapered multi-density high resilience polyurethane foam
- arm has 3" multi-density polyurethane foam
- seat has synthetic sheet webbing and 5" multi-density high resilience polyurethane foam
- solid hardwood exterior frame
- mortise and tenon construction with corner blocks, glue and screws
- standard with rubber cushion adjustable metal leveling glides
- surround produced from molded plywood construction
- railroad upholstery on screens
- chair and privacy surround ships assembled
- privacy wing and hood requires field installation
- false welt detail around the perimeter of surround

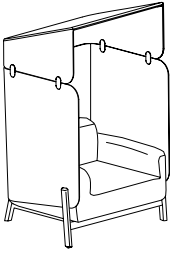
Description

① Model

Specifications

List Price Per Grade

Single Seat with Privacy Surround  
and Hood  
Grand Scale



note: does not fit through standard  
single doorway

GSA Contract SIN #33721

CVF4043-72

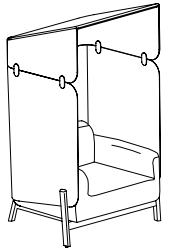
- maple legs standard
- walnut or white oak legs available, specify and add \$311 list
- seat and surround ship assembled - hood ships separately
- specify upholstery on seat separately from upholstery on surround/hood
- tablet arm available, specify and add \$616 list, indicate right or left as seated and finish or laminate
- power available in the front of the upholstered chair, specify and add \$288 list, indicate right or left as seated and color
- optional LED light for hood, specify and add \$887 list

Dimensions	D	W	H
Overall	40	43	72
Seat	21	25	17 ¾
Arm			25
Upholstery	Shipping		
COM Ydg	18	Ctn Wt	259
COL Sq Ft	126	Cu Ft	86

\*screen available in fabric only, no leather

COM	\$5,641
A	\$5,800
B	\$6,116
COL/C	\$6,669
D	\$7,379
E	\$8,090
F	\$9,195
G	\$10,380
H	\$11,643
I	\$13,617
J	\$15,986
L1	\$11,248
L2	\$12,828

Single Seat with Privacy Surround  
and Hood



GSA Contract SIN #33721

CVF3540-72

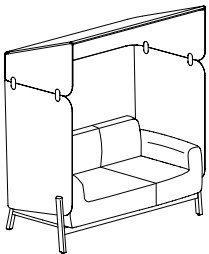
- maple legs standard
- walnut or white oak legs available, specify and add \$295 list
- seat and surround ship assembled - hood ships separately
- specify upholstery on seat separately from upholstery on surround/hood
- tablet arm available, specify and add \$616 list, indicate right or left as seated and finish or laminate
- power available in the front of the upholstered chair, specify and add \$288 list, indicate right or left as seated and color
- optional LED light for hood, specify and add \$887 list

Dimensions	D	W	H
Overall	35 ¼	39 ½	72
Seat	21	23 ½	17 ¾
Arm			25
Upholstery	Shipping		
COM Ydg	16 ½	Ctn Wt	236
COL Sq Ft	120	Cu Ft	71

\*screen available in fabric only, no leather

COM	\$5,312
A	\$5,458
B	\$5,748
COL/C	\$6,254
D	\$6,906
E	\$7,557
F	\$8,570
G	\$9,656
H	\$10,814
I	\$12,624
J	\$14,795
L1	\$10,452
L2	\$11,900

Two Seat with Privacy Surround  
and Hood



GSA Contract SIN #33721

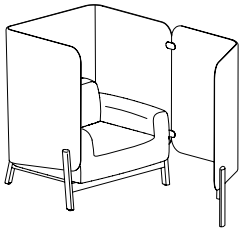
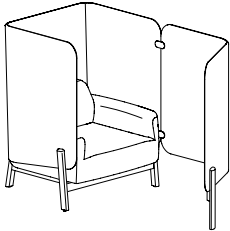
CVF3564-72

- maple legs standard
- walnut or white oak legs available, specify and add \$388 list
- seat and surround ship assembled - hood ships separately
- specify upholstery on seat separately from upholstery on surround/hood
- tablet arm available, specify and add \$616 list per arm, indicate right, left, or both as seated and finish or laminate
- power available in the front of the upholstered chair, specify and add \$288 list, indicate right, left or both as seated and color
- optional LED light for hood, specify and add \$887 list

Dimensions	D	W	H
Overall	35 ¼	65 ½	72
Seat	21	47 ½	17 ¾
Arm			25
Upholstery	Shipping		
COM Ydg	21 ½	Ctn Wt	315
COL Sq Ft	144	Cu Ft	113

\*screen available in fabric only, no leather

COM	\$6,806
A	\$6,996
B	\$7,373
COL/C	\$8,034
D	\$8,882
E	\$9,731
F	\$11,052
G	\$12,466
H	\$13,975
I	\$16,333
J	\$19,162
L1	\$13,504
L2	\$15,390

Description	1 Model	Specifications	List Price Per Grade																												
<b>Single Seat with Privacy Surround and Privacy Wing</b> <b>Grand Scale</b>  left shown note: does not fit through standard single doorway GSA Contract SIN #33721	<b>CVF8343-52-R</b> <b>CVF8343-52-L</b> <ul style="list-style-type: none"> <li>maple legs standard</li> <li>walnut or white oak legs available, specify and add \$373 list</li> <li>seat and surround ship assembled - wing ships separately</li> <li>specify upholstery on seat separately from upholstery on surround/wing</li> <li>tablet arm available, specify and add \$616 list, indicate right or left as seated and finish or laminate</li> <li>power available in the front of the upholstered chair, specify and add \$288 list, indicate right or left as seated and color</li> </ul>	<table> <tr> <th>Dimensions</th><th>D</th><th>W</th><th>H</th></tr> <tr> <td>Overall</td><td>83 ¼</td><td>43</td><td>52</td></tr> <tr> <td>Seat</td><td>21</td><td>25</td><td>17 ¾</td></tr> <tr> <td>Arm</td><td></td><td></td><td>25</td></tr> <tr> <th>Upholstery</th><th colspan="3">Shipping</th></tr> <tr> <td>COM Ydg</td><td>15 ½</td><td>Ctn Wt</td><td>245</td></tr> <tr> <td>COL Sq Ft</td><td>126</td><td>Cu Ft</td><td>92</td></tr> </table> *screen available in fabric only, no leather	Dimensions	D	W	H	Overall	83 ¼	43	52	Seat	21	25	17 ¾	Arm			25	Upholstery	Shipping			COM Ydg	15 ½	Ctn Wt	245	COL Sq Ft	126	Cu Ft	92	COM \$5,228 A \$5,365 B \$5,637 COL/C \$6,113 D \$6,725 E \$7,337 F \$8,289 G \$9,309 H \$10,397 I \$12,097 J \$14,136 L1 \$10,057 L2 \$11,417
Dimensions	D	W	H																												
Overall	83 ¼	43	52																												
Seat	21	25	17 ¾																												
Arm			25																												
Upholstery	Shipping																														
COM Ydg	15 ½	Ctn Wt	245																												
COL Sq Ft	126	Cu Ft	92																												
<b>Single Seat with Privacy Surround and Privacy Wing</b>  left shown GSA Contract SIN #33721	<b>CVF7940-52-R</b> <b>CVF7940-52-L</b> <ul style="list-style-type: none"> <li>maple legs standard</li> <li>walnut or white oak legs available, specify and add \$357 list</li> <li>seat and surround ship assembled - wing ships separately</li> <li>specify upholstery on seat separately from upholstery on surround/wing</li> <li>tablet arm available, specify and add \$616 list, indicate right or left as seated and finish or laminate</li> <li>power available in the front of the upholstered chair, specify and add \$288 list, indicate right or left as seated and color</li> </ul>	<table> <tr> <th>Dimensions</th><th>D</th><th>W</th><th>H</th></tr> <tr> <td>Overall</td><td>78 ½</td><td>39 ½</td><td>52</td></tr> <tr> <td>Seat</td><td>21</td><td>23 ½</td><td>17 ¾</td></tr> <tr> <td>Arm</td><td></td><td></td><td>25</td></tr> <tr> <th>Upholstery</th><th colspan="3">Shipping</th></tr> <tr> <td>COM Ydg</td><td>14 ½</td><td>Ctn Wt</td><td>227</td></tr> <tr> <td>COL Sq Ft</td><td>120</td><td>Cu Ft</td><td>80</td></tr> </table> *screen available in fabric only, no leather	Dimensions	D	W	H	Overall	78 ½	39 ½	52	Seat	21	23 ½	17 ¾	Arm			25	Upholstery	Shipping			COM Ydg	14 ½	Ctn Wt	227	COL Sq Ft	120	Cu Ft	80	COM \$5,005 A \$5,133 B \$5,388 COL/C \$5,833 D \$6,405 E \$6,978 F \$7,868 G \$8,823 H \$9,840 I \$11,430 J \$13,339 L1 \$9,522 L2 \$10,794
Dimensions	D	W	H																												
Overall	78 ½	39 ½	52																												
Seat	21	23 ½	17 ¾																												
Arm			25																												
Upholstery	Shipping																														
COM Ydg	14 ½	Ctn Wt	227																												
COL Sq Ft	120	Cu Ft	80																												

**To Order, Specify:**

- 1 Model Number
- 2 Wood Species
  - a.) Maple (M)
  - b.) Walnut (WAL) - upcharge applies
  - c.) White Oak (WOL) - upcharge applies
- 3 Finish
  - a.) Maple Finish and Paint Color
  - b.) Walnut Finish
  - c.) White Oak Finish
- 4 Fabric Selection - vendor, pattern and color
- 5 Metal Color - Arctic Silver (ASL), Matte Black (MBK), Pewter (PEW) or Soft Nickel (SNK)
- 6 Optional Tablet Arm - indicate left (TBL) or right arm (TBR) as seated; Laminate (L) or Veneer (V)
- 7 Optional Seating Power Unit - Black (B) or White (W); indicate left (PUL) or right (PUR) arms as seated
- 8 Optional LED light - Arctic Silver (ASL), Matte Black (MBK), Pewter (PEW) or Soft Nickel (SNK)

**3 Wood Finish Options:****Maple**

CAG	Aged Ash Coordinate
ALE	Ale
AUB	Auburn
BRL	Barley
CBE	Blonde Echo Coordinate
BBN	Bourbon
CBZ	Brazilwood Coordinate
BRG	Brighton
BUT	Butterscotch
CIN	Cinnamon
CLA	Classic
CCF	Coffee Coordinate
CLL	Collectors
CCR	Cremello Coordinate
EAR	Earthy
ESP	Espresso
FLX	Flax
CFL	Florence Walnut Coordinate
CFO	Fossil Coordinate

**Paint Color - Add \$36 list per item**

BKD	Backdrop
BFX	Black Fox
BWH	Bright White
CGP	Cargo Pants
CHT	Chatroom
FRR	French Roast

**Walnut - upcharge applies**

AUB	Auburn
ESP	Espresso
MCH	Mocha
NTO	Night Owl

CGR	Graphite Coordinate
HRV	Harvest
CHL	High Line Coordinate
CKC	Khaki Coordinate
LGC	Legacy
MCH	Mocha
NTO	Night Owl
COA	Oatmeal Cookie Coordinate
CPI	Pinnacle Walnut Coordinate
PRL	Praline
SAF	Saffron
SIE	Sienna
CST	Studio Teak Coordinate
TOF	Toffee
TRF	Truffle
VEN	Venetian
CVI	Vintage Coordinate
CWH	Walnut Heights Coordinate
CWE	Weathered Ash Coordinate

GRV	Greek Villa
NET	Network Gray
NWH	Nonchalant White
STM	Storm
TRC	Tricorn Black

**White Oak - upcharge applies**

ACR	Acorn	POR	Porter
BUF	Buff	RYE	Rye
BUR	Burlap	SAD	Saddle
CHE	Chestnut	WWO	Whitewash
INK	Inkwell		

- 4 See a selection of graded in fabric manufacturers and patterns on pages 20-28. Contact Customer Service for additional fabric options.

**Specifications**

- chair frame is puzzle jointed plywood construction
- back has a 3 7/8" tapered multi-density high resilience polyurethane foam
- arm has 3" multi-density polyurethane foam
- seat has synthetic sheet webbing and 5" multi-density high resilience polyurethane foam
- solid hardwood exterior frame
- mortise and tenon construction with corner blocks, glue and screws
- standard with rubber cushion adjustable metal leveling glides
- surround produced from molded plywood construction
- railroad upholstery on screens
- chair and privacy surround ships assembled
- privacy wing and hood requires field installation
- false welt detail around the perimeter of surround

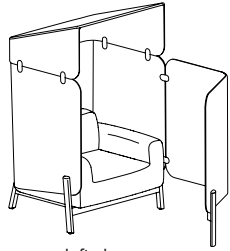
Description

① Model

Specifications

List Price Per Grade

Single Seat with Privacy Surround,  
Hood and Privacy Wing  
Grand Scale



left shown

note: does not fit through standard  
single doorway

**CVF8343-72-R**  
**CVF8343-72-L**

- maple legs standard
- walnut or white oak legs available, specify and add \$373 list
- seat and surround ship assembled - wing and hood ships separately
- specify upholstery on seat separately from upholstery on surround/hood/wing
- tablet arm available, specify and add \$616 list, indicate right or left as seated and finish or laminate
- power available in the front of the upholstered chair, specify and add \$288 list, indicate right or left as seated and color
- optional LED light for hood, specify and add \$887 list

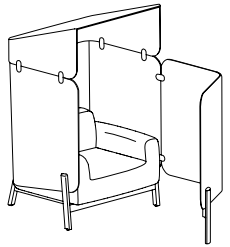
GSA Contract SIN #33721

Dimensions	D	W	H
Overall	83 ¼	43	72
Seat	21	25	17 ¾
Arm			25
Upholstery	Shipping		
COM Ydg	21 ½	Ctn Wt	305
COL Sq Ft	126	Cu Ft	113

\*screen available in fabric only, no leather

COM	\$6,669
A	\$6,859
B	\$7,236
COL/C	\$7,897
D	\$8,745
E	\$9,594
F	\$10,915
G	\$12,329
H	\$13,838
I	\$16,196
J	\$19,025
L1	\$13,367
L2	\$15,253

Single Seat with Privacy Surround,  
Hood and Privacy Wing



left shown

**CVF7940-72-R**  
**CVF7940-72-L**

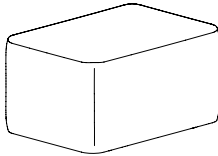
- maple legs standard
- walnut or white oak legs available, specify and add \$357 list
- seat and surround ship assembled - hood and wing ships separately
- specify upholstery on seat separately from upholstery on surround/hood/wing
- tablet arm available, specify and add \$616 list, indicate right or left as seated and finish or laminate
- power available in the front of the upholstered chair, specify and add \$288 list, indicate right or left as seated and color
- optional LED light for hood, specify and add \$887 list

GSA Contract SIN #33721

Dimensions	D	W	H
Overall	78 ½	39 ½	72
Seat	21	23 ½	17 ¾
Arm			25
Upholstery	Shipping		
COM Ydg	20	Ctn Wt	292
COL Sq Ft	120	Cu Ft	98

\*screen available in fabric only, no leather

COM	\$6,383
A	\$6,560
B	\$6,911
COL/C	\$7,525
D	\$8,315
E	\$9,104
F	\$10,332
G	\$11,648
H	\$13,052
I	\$15,245
J	\$17,877
L1	\$12,613
L2	\$14,368

Description	1 Model	Specifications	List Price Per Grade
<b>Ottoman</b> 	<b>CV01623-12</b> GSA Contract SIN #33721	<b>Dimensions</b>	<b>COM \$610</b>
		Overall      16 ¼      23      12	<b>A \$624</b>
		<b>Upholstery</b>	<b>B \$650</b>
		<b>Shipping</b>	<b>COL/C \$696</b>
		COM Ydg      1 ½      Ctn Wt      22	<b>D \$755</b>
		COL Sq Ft      27      Cu Ft      4	<b>E \$815</b>
			<b>F \$907</b>
			<b>G \$1,005</b>
			<b>H \$1,111</b>
			<b>I \$1,275</b>
			<b>J \$1,473</b>
			<b>L1 \$1,025</b>
			<b>L2 \$1,144</b>

**To Order, Specify:**

- 1 Model Number
- 2 Wood Species
  - a.) Maple (M)
  - b.) Walnut (WAL) - upcharge applies
  - c.) White Oak (WOL) - upcharge applies
- 3 Finish
  - a.) Maple Finish and Paint Color
  - b.) Walnut Finish
  - c.) White Oak Finish
- 4 Fabric Selection - vendor, pattern and color
- 5 Metal Color - Arctic Silver (ASL), Matte Black (MBK), Pewter (PEW) or Soft Nickel (SNK)
- 6 Optional Tablet Arm - indicate left (TBL) or right arm (TBR) as seated; Laminate (L) or Veneer (V)
- 7 Optional Seating Power Unit - Black (B) or White (W); indicate left (PUL) or right (PUR) arms as seated
- 8 Optional LED light - Arctic Silver (ASL), Matte Black (MBK), Pewter (PEW) or Soft Nickel (SNK)

**3 Wood Finish Options:****Maple**

CAG	Aged Ash Coordinate
ALE	Ale
AUB	Auburn
BRL	Barley
CBE	Blonde Echo Coordinate
BBN	Bourbon
CBZ	Brazilwood Coordinate
BRG	Brighton
BUT	Butterscotch
CIN	Cinnamon
CLA	Classic
CCF	Coffee Coordinate
CLL	Collectors
CCR	Cremello Coordinate
EAR	Earthy
ESP	Espresso
FLX	Flax
CFL	Florence Walnut Coordinate
CFO	Fossil Coordinate

**Paint Color - Add \$36 list per item**

BKD	Backdrop
BFX	Black Fox
BWH	Bright White
CGP	Cargo Pants
CHT	Chatroom
FRR	French Roast

CGR	Graphite Coordinate
HRV	Harvest
CHL	High Line Coordinate
CKC	Khaki Coordinate
LGC	Legacy
MCH	Mocha
NTO	Night Owl
COA	Oatmeal Cookie Coordinate
CPI	Pinnacle Walnut Coordinate
PRL	Praline
SAF	Saffron
SIE	Sienna
CST	Studio Teak Coordinate
TOF	Toffee
TRF	Truffle
VEN	Venetian
CVI	Vintage Coordinate
CWH	Walnut Heights Coordinate
CWE	Weathered Ash Coordinate

GRV	Greek Villa
NET	Network Gray
NWH	Nonchalant White
STM	Storm
TRC	Tricorn Black

**Walnut - upcharge applies**

AUB	Auburn	SIE	Sienna
ESP	Espresso	TOF	Toffee
MCH	Mocha	TRF	Truffle
NTO	Night Owl		

**White Oak - upcharge applies**

ACR	Acorn	POR	Porter
BUF	Buff	RYE	Rye
BUR	Burlap	SAD	Saddle
CHE	Chestnut	WWO	Whitewash
INK	Inkwell		


- 4 See a selection of graded in fabric manufacturers and patterns on pages 20-28. Contact Customer Service for additional fabric options.


**Specifications**

- chair frame is puzzle jointed plywood construction
- back has a 3 7/8" tapered multi-density high resilience polyurethane foam
- arm has 3" multi-density polyurethane foam
- seat has synthetic sheet webbing and 5" multi-density high resilience polyurethane foam
- solid hardwood exterior frame
- mortise and tenon construction with corner blocks, glue and screws
- standard with rubber cushion adjustable metal leveling glides
- surround produced from molded plywood construction
- railroad upholstery on screens
- chair and privacy surround ships assembled
- privacy wing and hood requires field installation
- false welt detail around the perimeter of surround

Description	① Model	Specifications	List Price Per Grade																												
Single Seat	<b>CVM3425-31</b> · maple legs standard · walnut or white oak legs available, specify and add \$212 list  GSA Contract SIN #33721	<table> <tr> <th>Dimensions</th><th>D</th><th>W</th><th>H</th></tr> <tr> <td>Overall</td><td>34 ¼</td><td>25</td><td>30 ½</td></tr> <tr> <td>Seat</td><td>20</td><td>25</td><td>17 ¾</td></tr> <tr> <td>Arm</td><td></td><td></td><td>-</td></tr> <tr> <th>Upholstery</th><th colspan="3">Shipping</th></tr> <tr> <td>COM Ydg</td><td>2 ¾</td><td>Ctn Wt</td><td>63</td></tr> <tr> <td>COL Sq Ft</td><td>61</td><td>Cu Ft</td><td>18</td></tr> </table>	Dimensions	D	W	H	Overall	34 ¼	25	30 ½	Seat	20	25	17 ¾	Arm			-	Upholstery	Shipping			COM Ydg	2 ¾	Ctn Wt	63	COL Sq Ft	61	Cu Ft	18	COM \$1,852 A \$1,877 B \$1,925 COL/C \$2,009 D \$2,118 E \$2,227 F \$2,395 G \$2,576 H \$2,769 I \$3,071 J \$3,433 L1 \$2,709 L2 \$2,950
Dimensions	D	W	H																												
Overall	34 ¼	25	30 ½																												
Seat	20	25	17 ¾																												
Arm			-																												
Upholstery	Shipping																														
COM Ydg	2 ¾	Ctn Wt	63																												
COL Sq Ft	61	Cu Ft	18																												
Two Seat	<b>CVM3450-31</b> · maple legs standard · walnut or white oak legs available, specify and add \$285 list  GSA Contract SIN #33721	<table> <tr> <th>Dimensions</th><th>D</th><th>W</th><th>H</th></tr> <tr> <td>Overall</td><td>34 ¼</td><td>50</td><td>30 ½</td></tr> <tr> <td>Seat</td><td>20</td><td>50</td><td>17 ¾</td></tr> <tr> <td>Arm</td><td></td><td></td><td>-</td></tr> <tr> <th>Upholstery</th><th colspan="3">Shipping</th></tr> <tr> <td>COM Ydg</td><td>4</td><td>Ctn Wt</td><td>85</td></tr> <tr> <td>COL Sq Ft</td><td>99</td><td>Cu Ft</td><td>34</td></tr> </table>	Dimensions	D	W	H	Overall	34 ¼	50	30 ½	Seat	20	50	17 ¾	Arm			-	Upholstery	Shipping			COM Ydg	4	Ctn Wt	85	COL Sq Ft	99	Cu Ft	34	COM \$2,433 A \$2,469 B \$2,539 COL/C \$2,662 D \$2,820 E \$2,978 F \$3,223 G \$3,486 H \$3,767 I \$4,206 J \$4,732 L1 \$4,030 L2 \$4,469
Dimensions	D	W	H																												
Overall	34 ¼	50	30 ½																												
Seat	20	50	17 ¾																												
Arm			-																												
Upholstery	Shipping																														
COM Ydg	4	Ctn Wt	85																												
COL Sq Ft	99	Cu Ft	34																												



Description	1 Model	Specifications	List Price Per Grade
Single Seat with Arm	<b>CVM3433-31-R</b>	<b>Dimensions</b>	<b>COM</b> \$2,224
	<b>CVM3433-31-L</b>	<b>D</b>	<b>A</b> \$2,255
	· maple legs standard	<b>W</b>	<b>B</b> \$2,317
	· walnut or white oak legs available, specify and add \$228 list	<b>H</b>	<b>COL/C</b> \$2,424
left shown	· tablet arm available, specify and add \$616 list, indicate finish or laminate	Overall	<b>D</b> \$2,562
	· power available in the front of the upholstered chair, specify and add \$288 list, indicate color	Seat	<b>E</b> \$2,701
		Arm	<b>F</b> \$2,916
		<b>Upholstery</b>	<b>G</b> \$3,146
		COM Ydg	<b>H</b> \$3,392
		COL Sq Ft	<b>I</b> \$3,775
			<b>J</b> \$4,236
			<b>L1</b> \$3,438
			<b>L2</b> \$3,775
	GSA Contract SIN #33721		

Two Seat with Arm	<b>CVM3458-31-R</b>	<b>Dimensions</b>	<b>COM</b> \$2,896
	<b>CVM3458-31-L</b>	<b>D</b>	<b>A</b> \$2,941
	· maple legs standard	<b>W</b>	<b>B</b> \$3,028
	· walnut or white oak legs available, specify and add \$300 list	<b>H</b>	<b>COL/C</b> \$3,182
left shown	· tablet arm available, specify and add \$616 list, indicate finish or laminate	Overall	<b>D</b> \$3,379
	· power available in the front of the upholstered chair, specify and add \$288 list, indicate color	Seat	<b>E</b> \$3,577
		Arm	<b>F</b> \$3,884
		<b>Upholstery</b>	<b>G</b> \$4,213
		COM Ydg	<b>H</b> \$4,564
		COL Sq Ft	<b>I</b> \$5,112
			<b>J</b> \$5,770
			<b>L1</b> \$4,629
			<b>L2</b> \$5,112
	GSA Contract SIN #33721		

**To Order, Specify:**

- 1 Model Number
- 2 Wood Species
  - a.) Maple (M)
  - b.) Walnut (WAL) - upcharge applies
  - c.) White Oak (WOL) - upcharge applies
- 3 Finish
  - a.) Maple Finish and Paint Color
  - b.) Walnut Finish
  - c.) White Oak Finish
- 4 Fabric Selection - vendor, pattern and color
- 5 Optional Tablet Arm - indicate left (TBL) or right arm (TBR) as seated; Laminate (L) or Veneer (V)
- 6 Optional Seating Power Unit - Black (B) or White (W); indicate left (PUL) or right (PUR) arms as seated

**3 Wood Finish Options:****Maple**

CAG	Aged Ash Coordinate
ALE	Ale
AUB	Auburn
BRL	Barley
CBE	Blonde Echo Coordinate
BBN	Bourbon
CBZ	Brazilwood Coordinate
BRG	Brighton
BUT	Butterscotch
CIN	Cinnamon
CLA	Classic
CCF	Coffee Coordinate
CLL	Collectors
CCR	Cremello Coordinate
EAR	Earthy
ESP	Espresso
FLX	Flax
CFL	Florence Walnut Coordinate
CFO	Fossil Coordinate

CGR	Graphite Coordinate
HRV	Harvest
CHL	High Line Coordinate
CKC	Khaki Coordinate
LGC	Legacy
MCH	Mocha
NTO	Night Owl
COA	Oatmeal Cookie Coordinate
CPI	Pinnacle Walnut Coordinate
PRL	Praline
SAF	Saffron
SIE	Sienna
CST	Studio Teak Coordinate
TOF	Toffee
TRF	Truffle
VEN	Venetian
CVI	Vintage Coordinate
CWH	Walnut Heights Coordinate
CWE	Weathered Ash Coordinate

**Walnut - upcharge applies**

AUB	Auburn	SIE	Sienna
ESP	Espresso	TOF	Toffee
MCH	Mocha	TRF	Truffle
NTO	Night Owl		

**White Oak - upcharge applies**

ACR	Acorn	POR	Porter
BUF	Buff	RYE	Rye
BUR	Burlap	SAD	Saddle
CHE	Chestnut	WWO	Whitewash
INK	Inkwell		

- 4 See a selection of graded in fabric manufacturers and patterns on pages 20-28. Contact Customer Service for additional fabric options.

**Specifications**

- chair frame is puzzle jointed plywood construction
- back has a 3 3/4" tapered multi-density high resilience polyurethane foam
- arm has 3" multi-density polyurethane foam
- seat has synthetic sheet webbing and 5" multi-density high resilience polyurethane foam
- solid hardwood exterior frame
- mortise and tenon construction with corner blocks, glue and screws
- standard with rubber cushion adjustable metal leveling glides
- linking brackets included

**Paint Color - Add \$36 list per item**

BKD	Backdrop	GRV	Greek Villa
BFX	Black Fox	NET	Network Gray
BWH	Bright White	NWH	Nonchalant White
CGP	Cargo Pants	STM	Storm
CHT	Chatroom	TRC	Tricorn Black
FRR	French Roast		



Description	1 Model	Specifications	List Price Per Grade																												
45° Curved Seat	<div>CVM4536-31</div> <div><div><div>· maple legs standard</div><div>· walnut or white oak legs available, specify and add \$259 list</div></div><div>GSA Contract SIN #33721</div></div>	<table><tr><th>Dimensions</th><th>D</th><th>W</th><th>H</th></tr><tr><td>Overall</td><td>34</td><td>50 ¼</td><td>30 ½</td></tr><tr><td>Seat</td><td>20</td><td>-</td><td>17 ¾</td></tr><tr><th>Upholstery</th><th colspan="3">Shipping</th></tr><tr><td>COM Ydg</td><td>4 ½</td><td>Ctn Wt</td><td>81</td></tr><tr><td>COL Sq Ft</td><td>99</td><td>Cu Ft</td><td>35</td></tr></table>	Dimensions	D	W	H	Overall	34	50 ¼	30 ½	Seat	20	-	17 ¾	Upholstery	Shipping			COM Ydg	4 ½	Ctn Wt	81	COL Sq Ft	99	Cu Ft	35	<div>COM \$2,505</div> <div>A \$2,545</div> <div>B \$2,624</div> <div>COL/C \$2,762</div> <div>D \$2,940</div> <div>E \$3,118</div> <div>F \$3,394</div> <div>G \$3,690</div> <div>H \$4,006</div> <div>I \$4,499</div> <div>J \$5,092</div> <div>L1 \$4,065</div> <div>L2 \$4,499</div>				
Dimensions	D	W	H																												
Overall	34	50 ¼	30 ½																												
Seat	20	-	17 ¾																												
Upholstery	Shipping																														
COM Ydg	4 ½	Ctn Wt	81																												
COL Sq Ft	99	Cu Ft	35																												
90° Curved Seat	<div>CVM9036-31</div> <div><div><div>· maple legs standard</div><div>· walnut or white oak legs available, specify and add \$455 list</div></div><div>GSA Contract SIN #33721</div></div>	<table><tr><th>Dimensions</th><th>D</th><th>W</th><th>H</th></tr><tr><td>Overall</td><td>45</td><td>93 ¼</td><td>30 ½</td></tr><tr><td>Seat</td><td>20</td><td>-</td><td>17 ¾</td></tr><tr><th>Upholstery</th><th colspan="3">Shipping</th></tr><tr><td>COM Ydg</td><td>7 ½</td><td>Ctn Wt</td><td>120</td></tr><tr><td>COL Sq Ft</td><td>204</td><td>Cu Ft</td><td>83</td></tr></table>	Dimensions	D	W	H	Overall	45	93 ¼	30 ½	Seat	20	-	17 ¾	Upholstery	Shipping			COM Ydg	7 ½	Ctn Wt	120	COL Sq Ft	204	Cu Ft	83	<div>COM \$4,186</div> <div>A \$4,253</div> <div>B \$4,384</div> <div>COL/C \$4,615</div> <div>D \$4,911</div> <div>E \$5,207</div> <div>F \$5,667</div> <div>G \$6,161</div> <div>H \$6,687</div> <div>I \$7,510</div> <div>J \$8,497</div> <div>L1 \$7,470</div> <div>L2 \$8,365</div>				
Dimensions	D	W	H																												
Overall	45	93 ¼	30 ½																												
Seat	20	-	17 ¾																												
Upholstery	Shipping																														
COM Ydg	7 ½	Ctn Wt	120																												
COL Sq Ft	204	Cu Ft	83																												
Corner Seat	<div>CVM3434-31-C</div> <div><div><div>· maple legs standard</div><div>· walnut or white oak legs available, specify and add \$290 list</div><div>· fabric on seat of unit runs diagonal</div></div><div>GSA Contract SIN #33721</div></div>	<table><tr><th>Dimensions</th><th>D</th><th>W</th><th>H</th></tr><tr><td>Overall</td><td>34 ¼</td><td>34 ¼</td><td>30 ½</td></tr><tr><td>Seat</td><td>20</td><td>20</td><td>17 ¾</td></tr><tr><td>Arm</td><td></td><td></td><td>-</td></tr><tr><th>Upholstery</th><th colspan="3">Shipping</th></tr><tr><td>COM Ydg</td><td>3 ¾</td><td>Ctn Wt</td><td>72</td></tr><tr><td>COL Sq Ft</td><td>83</td><td>Cu Ft</td><td>24</td></tr></table>	Dimensions	D	W	H	Overall	34 ¼	34 ¼	30 ½	Seat	20	20	17 ¾	Arm			-	Upholstery	Shipping			COM Ydg	3 ¾	Ctn Wt	72	COL Sq Ft	83	Cu Ft	24	<div>COM \$2,275</div> <div>A \$2,309</div> <div>B \$2,374</div> <div>COL/C \$2,490</div> <div>D \$2,638</div> <div>E \$2,786</div> <div>F \$3,016</div> <div>G \$3,263</div> <div>H \$3,526</div> <div>I \$3,937</div> <div>J \$4,431</div> <div>L1 \$3,444</div> <div>L2 \$3,773</div>
Dimensions	D	W	H																												
Overall	34 ¼	34 ¼	30 ½																												
Seat	20	20	17 ¾																												
Arm			-																												
Upholstery	Shipping																														
COM Ydg	3 ¾	Ctn Wt	72																												
COL Sq Ft	83	Cu Ft	24																												

## To Order, Specify:

- Model Number
- Wood Species
  - Maple (M)
  - Walnut (WAL) - upcharge applies
  - White Oak (WOL) - upcharge applies
- Finish
  - Maple Finish and Paint Color
  - Walnut Finish
  - White Oak Finish
- Fabric Selection - vendor, pattern and color

## 3 Wood Finish Options:

## Maple

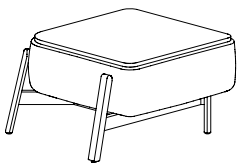
CAG	Aged Ash Coordinate
ALE	Ale
AUB	Auburn
BRL	Barley
CBE	Blonde Echo Coordinate
BBN	Bourbon
CBZ	Brazilwood Coordinate
BRG	Brighton
BUT	Butterscotch
CIN	Cinnamon
CLA	Classic
CCF	Coffee Coordinate
CLL	Collectors
CCR	Cremello Coordinate
EAR	Earthy
ESP	Espresso
FLX	Flax
CFL	Florence Walnut Coordinate
CFO	Fossil Coordinate

CGR	Graphite Coordinate
HRV	Harvest
CHL	High Line Coordinate
CKC	Khaki Coordinate
LGC	Legacy
MCH	Mocha
NTO	Night Owl
COA	Oatmeal Cookie Coordinate
CPI	Pinnacle Walnut Coordinate
PRL	Praline
SAF	Saffron
SIE	Sienna
CST	Studio Teak Coordinate
TOF	Toffee
TRF	Truffle
VEN	Venetian
CVI	Vintage Coordinate
CWH	Walnut Heights Coordinate
CWE	Weathered Ash Coordinate

## Paint Color - Add \$36 list per item

BKD	Backdrop	GRV	Greek Villa
BFX	Black Fox	NET	Network Gray
BWH	Bright White	NWH	Nonchalant White
CGP	Cargo Pants	STM	Storm
CHT	Chatroom	TRC	Tricorn Black
FRR	French Roast		
<b>Walnut</b> - upcharge applies			
AUB	Auburn	SIE	Sienna
ESP	Espresso	TOF	Toffee
MCH	Mocha	TRF	Truffle
NTO	Night Owl		
<b>White Oak</b> - upcharge applies			
ACR	Acorn	POR	Porter
BUF	Buff	RYE	Rye
BUR	Burlap	SAD	Saddle
CHE	Chestnut	WWO	Whitewash
INK	Inkwell		

- See a selection of graded in fabric manufacturers and patterns on pages 20-28. Contact Customer Service for additional fabric options.

Description	1 Model	Specifications				List Price Per Grade			
<div>Corner Table</div> <div></div>	<div>CVT3434-19-C</div> <div><ul style="list-style-type: none"><li>• maple legs standard</li><li>• walnut or white oak legs available, specify and add \$290 list</li><li>• power available in surface, specify and add \$288 list, indicate color</li><li>• surface available in veneer or laminate with 1mm band</li></ul></div> <div>GSA Contract SIN #33721</div>	Dimensions		D	W	H	COM	\$1,574	
		Overall		34 1/4	34 1/4	19	A	\$1,592	
		Upholstery		Shipping				B	\$1,627
		COM Ydg		2	Ctn Wt	70	COL/C	\$1,689	
		COL Sq Ft		44	Cu Ft	16	D	\$1,768	
							E	\$1,847	
							F	\$1,969	
							G	\$2,101	
							H	\$2,241	
							I	\$2,461	
					J	\$2,724			
					L1	\$2,268			
					L2	\$2,461			

**To Order, Specify:**

- 1 Model Number
- 2 Table Top Surface Material
  - a.) Laminate Surface
  - b.) Veneer Surface
    - 1.) Cherry Flat Cut (CH1)
    - 2.) Maple Flat Cut (MA1)
    - 3.) Walnut Flat Cut (WA1)
    - 4.) White Oak (WO)
- 3 Fabric Selection - vendor, pattern and color
- 4 Optional Surface Power Unit - Black (B) or White (W)

**2 Table Top Surface Material:****Laminate**

AGA	Aged Ash	GRH	Graphite
ALB	Alabaster	HGL	High Line
ALE	Ale	OAT	Oatmeal Cookie
BLO	Blonde Echo	PIN	Pinnacle Walnut
BBN	Bourbon	SHD	Shadow
BZW	Brazilwood	SLG	Slate Grey
BBL	Bridal Blanco	STU	Studio Teak
BRG	Brighton	VIN	Vintage
CLL	Collectors	WLH	Walnut Heights
DWH	Designer White	WEA	Weathered Ash
FLO	Florence Walnut		

**2 Table Top Surface Material (cont):****Veneer****Cherry**

BRL	Barley	EAR	Earthy
BBN	Bourbon	HRV	Harvest
BRG	Brighton	LGC	Legacy
CLL	Collectors	PRL	Praline
CLA	Classic	SAF	Saffron

**Maple**

ALE	Ale	FLX	Flax
BUT	Butterscotch	VEN	Venetian
CIN	Cinnamon		

**Walnut - upcharge applies**

AUB	Auburn	SIE	Sienna
ESP	Espresso	TOF	Toffee
MCH	Mocha	TRF	Truffle
NTO	Night Owl		

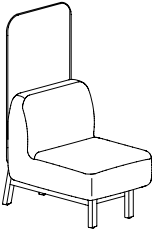

**White Oak - upcharge applies**


ACR	Acorn	POR	Porter
BUF	Buff	RYE	Rye
BUR	Burlap	SAD	Saddle
CHE	Chestnut	WVO	Whitewash
INK	Inkwell		

- 3 See a selection of graded in fabric manufacturers and patterns on pages 20-28. Contact Customer Service for additional fabric options.

**Specifications**


- chair frame is puzzle jointed plywood construction
- back has a 3 3/4" tapered multi-density high resilience polyurethane foam
- arm has 3" multi-density polyurethane foam
- seat has synthetic sheet webbing and 5" multi-density high resilience polyurethane foam
- solid hardwood exterior frame
- mortise and tenon construction with corner blocks, glue and screws
- standard with rubber cushion adjustable metal leveling glides
- linking brackets included

Description	① Model	Specifications	List Price Per Grade
<div>Single Seat with 52" h Screen</div> 	<div>CVM3425-52</div> <div><ul style="list-style-type: none"><li>· maple legs standard</li><li>· walnut or white oak legs available, specify and add \$212 list</li><li>· seat and screen ship assembled</li><li>· specify upholstery on seat separately from upholstery on screen</li></ul></div> <div>GSA Contract SIN #33721</div>	<div>Dimensions</div> <div>D</div> <div>W</div> <div>H</div>	COM \$2,435
		Overall34 ¼2552	A \$2,475
		Seat202517 ¾	B \$2,554
		<div>Upholstery</div>	COL/C \$2,692
		<div>Shipping</div>	D \$2,870
		COM Ydg4 ½Ctn Wt115	E \$3,048
		COL Sq Ft61Cu Ft33	F \$3,324
		*screen available in fabric only, no leather	G \$3,620
			H \$3,936
			I \$4,429
			J \$5,022
<div>Two Seat with 52" h Screen</div> 	<div>CVM3450-52</div> <div><ul style="list-style-type: none"><li>· maple legs standard</li><li>· walnut or white oak legs available, specify and add \$285 list</li><li>· seat and screen ship assembled</li><li>· specify upholstery on seat separately from upholstery on screen</li></ul></div> <div>GSA Contract SIN #33721</div>	<div>Dimensions</div> <div>D</div> <div>W</div> <div>H</div>	COM \$3,302
		Overall34 ¼5052	A \$3,364
		Seat205017 ¾	B \$3,487
		<div>Upholstery</div>	COL/C \$3,702
		<div>Shipping</div>	D \$3,978
		COM Ydg7Ctn Wt165	E \$4,255
		COL Sq Ft99Cu Ft64	F \$4,685
		*screen available in fabric only, no leather	G \$5,145
			H \$5,637
			I \$6,404
			J \$7,325
			L1 \$5,483
			L2 \$6,097

Description	1 Model	Specifications	List Price Per Grade
Single Seat with Arm and 52" h Screen	<b>CVM3533-52-R</b>	<b>Dimensions</b>	COM \$3,258
	<b>CVM3533-52-L</b>	D W H	A \$3,322
	<ul style="list-style-type: none"> <li>maple legs standard</li> <li>walnut or white oak legs available, specify and add \$228 list</li> <li>seat and surround ship assembled</li> <li>specify upholstery on seat separately from upholstery on screen</li> <li>tablet arm available, specify and add \$616 list, indicate finish or laminate</li> <li>power available in the front of the upholstered chair, specify and add \$288 list, indicate color</li> </ul>	Overall 35 1/4 32 1/2 52	B \$3,450
		Seat 20 23 1/2 17 3/4	COL/C \$3,672
		Arm 25	D \$3,958
		<b>Upholstery</b>	E \$4,245
		COM Ydg 7 1/4 Ctn Wt 146	F \$4,690
		COL Sq Ft 77 Cu Ft 44	G \$5,167
		*screen available in fabric only, no leather	H \$5,676
			I \$6,471
			J \$7,425
			L1 \$5,517
			L2 \$6,153

left shown

GSA Contract SIN #33721

Two Seat with Arm and 52" h Screen	<b>CVM3558-52-R</b>	<b>Dimensions</b>	COM \$4,101
	<b>CVM3558-52-L</b>	D W H	A \$4,192
	<ul style="list-style-type: none"> <li>maple legs standard</li> <li>walnut or white oak legs available, specify and add \$300 list</li> <li>seat and surround ship assembled</li> <li>specify upholstery on seat separately from upholstery on screen</li> <li>tablet arm available, specify and add \$616 list, indicate finish or laminate</li> <li>power available in the front of the upholstered chair, specify and add \$288 list, indicate color</li> </ul>	Overall 35 1/4 57 1/2 52	B \$4,372
		Seat 20 48 1/2 17 3/4	COL/C \$4,686
		Arm 25	D \$5,091
		<b>Upholstery</b>	E \$5,496
		COM Ydg 10 1/4 Ctn Wt 204	F \$6,125
		COL Sq Ft 110 Cu Ft 75	G \$6,800
		*screen available in fabric only, no leather	H \$7,519
			I \$8,643
			J \$9,992
			L1 \$7,294
			L2 \$8,194

left shown

GSA Contract SIN #33721

**To Order, Specify:**

- 1 Model Number
- 2 Wood Species
  - a.) Maple (M)
  - b.) Walnut (WAL) - upcharge applies
  - c.) White Oak (WOL) - upcharge applies
- 3 Finish
  - a.) Maple Finish and Paint Color
  - b.) Walnut Finish
  - c.) White Oak Finish
- 4 Fabric Selection - vendor, pattern and color
- 5 Optional Tablet Arm - indicate left (TBL) or right arm (TBR) as seated; Laminate (L) or Veneer (V)
- 6 Optional Seating Power Unit - Black (B) or White (W)

**3 Wood Finish Options:****Maple**

CAG	Aged Ash Coordinate
ALE	Ale
AUB	Auburn
BRL	Barley
CBE	Blonde Echo Coordinate
BBN	Bourbon
CBZ	Brazilwood Coordinate
BRG	Brighton
BUT	Butterscotch
CIN	Cinnamon
CLA	Classic
CCF	Coffee Coordinate
CLL	Collectors
CCR	Cremello Coordinate
EAR	Earthy
ESP	Espresso
FLX	Flax
CFL	Florence Walnut Coordinate
CFO	Fossil Coordinate

CGR	Graphite Coordinate
HRV	Harvest
CHL	High Line Coordinate
CKC	Khaki Coordinate
LGC	Legacy
MCH	Mocha
NTD	Night Owl
COA	Oatmeal Cookie Coordinate
CPI	Pinnacle Walnut Coordinate
PRL	Praline
SAF	Saffron
SIE	Sienna
CST	Studio Teak Coordinate
TOF	Toffee
TRF	Truffle
VEN	Venetian
CVI	Vintage Coordinate
CWH	Walnut Heights Coordinate
CWE	Weathered Ash Coordinate

**Walnut - upcharge applies**

AUB	Auburn	SIE	Sienna
ESP	Espresso	TOF	Toffee
MCH	Mocha	TRF	Truffle
NTD	Night Owl		

**White Oak - upcharge applies**

ACR	Acorn	POR	Porter
BUF	Buff	RYE	Rye
BUR	Burlap	SAD	Saddle
CHE	Chestnut	WWO	Whitewash
INK	Inkwell		

- 4 See a selection of graded in fabric manufacturers and patterns on pages 20-28. Contact Customer Service for additional fabric options.

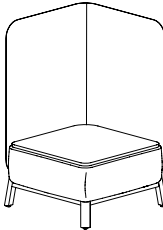
**Specifications**

- chair frame is puzzle jointed plywood construction
- back has a 3 3/4" tapered multi-density high resilience polyurethane foam
- arm has 3" multi-density polyurethane foam
- seat has synthetic sheet webbing and 5" multi-density high resilience polyurethane foam
- solid hardwood exterior frame
- mortise and tenon construction with corner blocks, glue and screws
- standard with rubber cushion adjustable metal leveling glides
- railroad upholstery on screens
- privacy wing and hood requires field installation
- false welt detail around the perimeter of surround
- linking brackets included

**Paint Color - Add \$36 list per item**

BKD	Backdrop	GRV	Greek Villa
BFX	Black Fox	NET	Network Gray
BWH	Bright White	NWH	Nonchalant White
CGP	Cargo Pants	STM	Storm
CHT	Chatroom	TRC	Tricorn Black
FRR	French Roast		



Description	1 Model	Specifications	List Price Per Grade																																														
Corner Table with 52" h Screen 	<b>CVT3434-52-C</b> <ul style="list-style-type: none"><li>• maple legs standard</li><li>• walnut or white oak legs available, specify and add \$290 list</li><li>• seat and screen ship assembled</li><li>• specify upholstery on seat separately from upholstery on screen</li><li>• power available in surface, specify and add \$288 list, indicate color</li><li>• surface available in veneer or laminate with 1mm band</li></ul>	<table><tr><th>Dimensions</th><th>D</th><th>W</th><th>H</th></tr><tr><td>Overall</td><td>34 1/4</td><td>34 1/4</td><td>52</td></tr><tr><th>Upholstery</th><th colspan="3">Shipping</th></tr><tr><td>COM Ydg</td><td>5 3/4</td><td>Ctn Wt</td><td>147</td></tr><tr><td>COL Sq Ft</td><td>44</td><td>Cu Ft</td><td>44</td></tr></table>	Dimensions	D	W	H	Overall	34 1/4	34 1/4	52	Upholstery	Shipping			COM Ydg	5 3/4	Ctn Wt	147	COL Sq Ft	44	Cu Ft	44	<table><tr><td>COM</td><td>\$2,576</td></tr><tr><td>A</td><td>\$2,627</td></tr><tr><td>B</td><td>\$2,728</td></tr><tr><td>COL/C</td><td>\$2,905</td></tr><tr><td>D</td><td>\$3,132</td></tr><tr><td>E</td><td>\$3,359</td></tr><tr><td>F</td><td>\$3,712</td></tr><tr><td>G</td><td>\$4,090</td></tr><tr><td>H</td><td>\$4,494</td></tr><tr><td>I</td><td>\$5,124</td></tr><tr><td>J</td><td>\$5,881</td></tr><tr><td>L1</td><td>\$4,368</td></tr><tr><td>L2</td><td>\$4,872</td></tr></table>	COM	\$2,576	A	\$2,627	B	\$2,728	COL/C	\$2,905	D	\$3,132	E	\$3,359	F	\$3,712	G	\$4,090	H	\$4,494	I	\$5,124	J	\$5,881	L1	\$4,368	L2	\$4,872
		Dimensions	D	W	H																																												
Overall	34 1/4	34 1/4	52																																														
Upholstery	Shipping																																																
COM Ydg	5 3/4	Ctn Wt	147																																														
COL Sq Ft	44	Cu Ft	44																																														
COM	\$2,576																																																
A	\$2,627																																																
B	\$2,728																																																
COL/C	\$2,905																																																
D	\$3,132																																																
E	\$3,359																																																
F	\$3,712																																																
G	\$4,090																																																
H	\$4,494																																																
I	\$5,124																																																
J	\$5,881																																																
L1	\$4,368																																																
L2	\$4,872																																																
	GSA Contract SIN #33721	<p>*screen available in fabric only, no leather</p>																																															

GSA Contract SIN #33721

**To Order, Specify:**

- 1 Model Number
- 2 Table Top Surface Material
  - a.) Laminate Surface
  - b.) Veneer Surface
    - 1.) Cherry Flat Cut (CH1)
    - 2.) Maple Flat Cut (MA1)
    - 3.) Walnut Flat Cut (WA1)
    - 4.) White Oak (WO)
- 3 Fabric Selection - vendor, pattern and color
- 4 Optional Surface Power Unit - Black (B) or White (W)

**2 Table Top Surface Material:****Laminate**

AGA	Aged Ash	GRH	Graphite
ALB	Alabaster	HGL	High Line
ALE	Ale	OAT	Oatmeal Cookie
BLO	Blonde Echo	PIN	Pinnacle Walnut
BBN	Bourbon	SHD	Shadow
BZW	Brazilwood	SLG	Slate Grey
BBL	Bridal Blanco	STU	Studio Teak
BRG	Brighton	VIN	Vintage
CLL	Collectors	WLH	Walnut Heights
DWH	Designer White	WEA	Weathered Ash
FLO	Florence Walnut		

**2 Table Top Surface Material (cont):****Veneer****Cherry**

BRL	Barley	EAR	Earthy
BBN	Bourbon	HRV	Harvest
BRG	Brighton	LGC	Legacy
CLL	Collectors	PRL	Praline
CLA	Classic	SAF	Saffron

**Maple**

ALE	Ale	FLX	Flax
BUT	Butterscotch	VEN	Venetian
CIN	Cinnamon		

**Walnut - upcharge applies**

AUB	Auburn	SIE	Sienna
ESP	Espresso	TOF	Toffee
MCH	Mocha	TRF	Truffle
NTD	Night Owl		

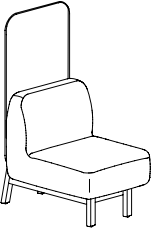

**White Oak - upcharge applies**

ACR	Acorn	POR	Porter
BUF	Buff	RYE	Rye
BUR	Burlap	SAD	Saddle
CHE	Chestnut	WWO	Whitewash
INK	Inkwell		


**Specifications**

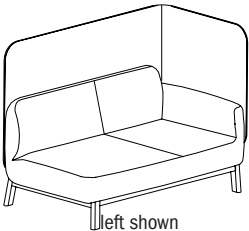
- chair frame is puzzle jointed plywood construction
- back has a 3 3/4" tapered multi-density high resilience polyurethane foam
- arm has 3" multi-density polyurethane foam
- seat has synthetic sheet webbing and 5" multi-density high resilience polyurethane foam
- solid hardwood exterior frame
- mortise and tenon construction with corner blocks, glue and screws
- standard with rubber cushion adjustable metal leveling glides
- railroad upholstery on screens
- privacy wing and hood requires field installation
- false welt detail around the perimeter of surround
- linking brackets included

- 3 See a selection of graded in fabric manufacturers and patterns on pages 20-28. Contact Customer Service for additional fabric options.

Description	① Model	Specifications	List Price Per Grade
<div>Single Seat with 44" h Screen</div> 	<div>CVM3425-44</div> <div><div>· maple legs standard</div><div>· walnut or white oak legs available, specify and add \$212 list</div><div>· seat and screen ship assembled</div><div>· specify upholstery on seat separately from upholstery on screen</div></div> <div>GSA Contract SIN #33721</div>	<div>Dimensions</div> <div>D</div> <div>W</div> <div>H</div>	COM \$2,416
		Overall34 ¼2544	A \$2,456
		Seat202517 ¾	B \$2,535
		<div>Upholstery</div>	COL/C \$2,673
		<div>Shipping</div>	D \$2,851
		COM Ydg4 ½Ctn Wt112	E \$3,029
		COL Sq Ft61Cu Ft29	F \$3,305
		*screen available in fabric only, no leather	G \$3,601
			H \$3,917
			I \$4,410
<div>Two Seat with 44" h Screen</div> 	<div>CVM3450-44</div> <div><div>· maple legs standard</div><div>· walnut or white oak legs available, specify and add \$285 list</div><div>· seat and screen ship assembled</div><div>· specify upholstery on seat separately from upholstery on screen</div></div> <div>GSA Contract SIN #33721</div>	<div>Dimensions</div> <div>D</div> <div>W</div> <div>H</div>	COM \$3,265
		Overall34 ¼5044	A \$3,327
		Seat205017 ¾	B \$3,450
		<div>Upholstery</div>	COL/C \$3,665
		<div>Shipping</div>	D \$3,941
		COM Ydg7Ctn Wt158	E \$4,218
		COL Sq Ft99Cu Ft55	F \$4,648
		*screen available in fabric only, no leather	G \$5,108
			H \$5,600
			I \$6,367
			J \$7,288
			L1 \$5,446
			L2 \$6,060



Description	1 Model	Specifications	List Price Per Grade
Single Seat with Arm and 44"h Screen	<b>CVM3533-44-R</b>	<b>Dimensions</b>	<b>COM</b> \$3,239
	<b>CVM3533-44-L</b>	<b>D</b> 35 ¼ <b>W</b> 32 ½ <b>H</b> 44	<b>A</b> \$3,303
	<ul style="list-style-type: none"> <li>maple legs standard</li> <li>walnut or white oak legs available, specify and add \$228 list</li> <li>seat and surround ship assembled</li> <li>specify upholstery on seat separately from upholstery on screen</li> <li>tablet arm available, specify and add \$616 list, indicate finish or laminate</li> <li>power available in the front of the upholstered chair, specify and add \$288 list, indicate color</li> </ul>	<b>Overall</b> 35 ¼ <b>Seat</b> 20 <b>Arm</b> 23 ½ <b>Back</b> 17 ¾	<b>B</b> \$3,431
		<b>Upholstery</b>	<b>COL/C</b> \$3,653
left shown		<b>Shipping</b>	<b>D</b> \$3,939
		<b>COM Ydg</b> 7 ¼ <b>Ctn Wt</b> 138	<b>E</b> \$4,226
GSA Contract SIN #33721		<b>COL Sq Ft</b> 77 <b>Cu Ft</b> 38	<b>F</b> \$4,671
		*screen available in fabric only, no leather	
			<b>G</b> \$5,148
			<b>H</b> \$5,657
			<b>I</b> \$6,452
			<b>J</b> \$7,406
			<b>L1</b> \$5,498
			<b>L2</b> \$6,134

Two Seat with Arm and 44"h Screen	<b>CVM3558-44-R</b>	<b>Dimensions</b>	<b>COM</b> \$4,064
	<b>CVM3558-44-L</b>	<b>D</b> 35 ¼ <b>W</b> 57 ½ <b>H</b> 44	<b>A</b> \$4,155
	<ul style="list-style-type: none"> <li>maple legs standard</li> <li>walnut or white oak legs available, specify and add \$300 list</li> <li>seat and surround ship assembled</li> <li>specify upholstery on seat separately from upholstery on screen</li> <li>tablet arm available, specify and add \$616 list, indicate finish or laminate</li> <li>power available in the front of the upholstered chair, specify and add \$288 list, indicate color</li> </ul>	<b>Overall</b> 35 ¼ <b>Seat</b> 20 <b>Arm</b> 48 ½ <b>Back</b> 17 ¾	<b>B</b> \$4,335
		<b>Upholstery</b>	<b>COL/C</b> \$4,649
left shown		<b>Shipping</b>	<b>D</b> \$5,054
		<b>COM Ydg</b> 10 ¼ <b>Ctn Wt</b> 193	<b>E</b> \$5,459
GSA Contract SIN #33721		<b>COL Sq Ft</b> 110 <b>Cu Ft</b> 64	<b>F</b> \$6,088
		*screen available in fabric only, no leather	
			<b>G</b> \$6,763
			<b>H</b> \$7,482
			<b>I</b> \$8,606
			<b>J</b> \$9,955
			<b>L1</b> \$7,257
			<b>L2</b> \$8,157

## To Order, Specify:

- Model Number
- Wood Species
  - Maple (M)
  - Walnut (WAL) - upcharge applies
  - White Oak (WOL) - upcharge applies
- Finish
  - Maple Finish and Paint Color
  - Walnut Finish
  - White Oak Finish
- Fabric Selection - vendor, pattern and color
- Optional Tablet Arm - Indicate None (NTB) or Yes (TBT); Laminate (L) or Veneer (V)
- Optional Seating Power Unit - Black (B) or White (W)

## 3 Wood Finish Options:

## Maple

CAG	Aged Ash Coordinate	CGR	Graphite Coordinate
ALE	Ale	HRV	Harvest
AUB	Auburn	CHL	High Line Coordinate
BRL	Barley	CKC	Khaki Coordinate
CBE	Blonde Echo Coordinate	LGC	Legacy
BBN	Bourbon	MCH	Mocha
CBZ	Brazilwood Coordinate	NTO	Night Owl
BRG	Brighton	COA	Oatmeal Cookie Coordinate
BUT	Butterscotch	CPI	Pinnacle Walnut Coordinate
CIN	Cinnamon	PRL	Praline
CLA	Classic	SAF	Saffron
CCF	Coffee Coordinate	SIE	Sienna
CLL	Collectors	CST	Studio Teak Coordinate
CCR	Cremello Coordinate	TOF	Toffee
EAR	Earthy	TRF	Truffle
ESP	Espresso	VEN	Venetian
FLX	Flax	CVI	Vintage Coordinate
CFL	Florence Walnut Coordinate	CWH	Walnut Heights Coordinate
CFO	Fossil Coordinate	CWE	Weathered Ash Coordinate

## Paint Color - Add \$36 list per item

BKD	Backdrop	GRV	Greek Villa
BFX	Black Fox	NET	Network Gray
BWH	Bright White	NWH	Nonchalant White
CGP	Cargo Pants	STM	Storm
CHT	Chatroom	TRC	Tricorn Black
FRR	French Roast		

## Walnut - upcharge applies

AUB	Auburn	SIE	Sienna
ESP	Espresso	TOF	Toffee
MCH	Mocha	TRF	Truffle
NTO	Night Owl		

## White Oak - upcharge applies


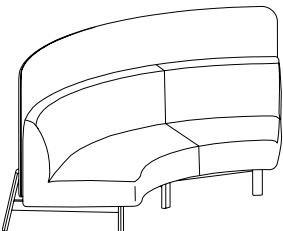
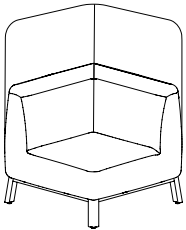
ACR	Acorn	POR	Porter
BUF	Buff	RYE	Rye
BUR	Burlap	SAD	Saddle
CHE	Chestnut	WWO	Whitewash
INK	Inkwell		

- See a selection of graded in fabric manufacturers and patterns on pages 20-28. Contact Customer Service for additional fabric options.

## Specifications

- chair frame is puzzle jointed plywood construction
- back has a 3 ¾" tapered multi-density high resilience polyurethane foam
- arm has 3" multi-density polyurethane foam
- seat has synthetic sheet webbing and 5" multi-density high resilience polyurethane foam
- solid hardwood exterior frame
- mortise and tenon construction with corner blocks, glue and screws
- standard with rubber cushion adjustable metal leveling glides
- railroad upholstery on screens
- privacy wing and hood requires field installation
- false welt detail around the perimeter of surround
- linking brackets included



Description	① Model	Specifications	List Price Per Grade																														
45° Curved Seat with 44" Screen 	<b>CVM4536-44</b> <ul style="list-style-type: none"><li>• maple legs standard</li><li>• walnut or white oak legs available, specify and add \$259 list</li><li>• seat and screen ship assembled</li><li>• specify upholstery on seat separately from upholstery on screen</li></ul> <hr/> GSA Contract SIN #33721	<table><tr><th>Dimensions</th><th>D</th><th>W</th><th>H</th></tr><tr><td>Overall</td><td>34</td><td>52½</td><td>44</td></tr><tr><td>Seat</td><td>20</td><td>-</td><td>17¾</td></tr><tr><th colspan="2">Upholstery</th><th colspan="2">Shipping</th></tr><tr><td>COM Ydg</td><td>8</td><td>Ctn Wt</td><td>146</td></tr><tr><td>COL Sq Ft</td><td>99</td><td>Cu Ft</td><td>57</td></tr></table> <p>*screen available in fabric only, no leather</p>	Dimensions	D	W	H	Overall	34	52½	44	Seat	20	-	17¾	Upholstery		Shipping		COM Ydg	8	Ctn Wt	146	COL Sq Ft	99	Cu Ft	57	COM \$3,456 A \$3,527 B \$3,667 COL/C \$3,913 D \$4,229 E \$4,545 F \$5,036 G \$5,562 H \$6,124 I \$7,001 J \$8,054 L1 \$5,948 L2 \$6,650						
		Dimensions	D	W	H																												
		Overall	34	52½	44																												
		Seat	20	-	17¾																												
		Upholstery		Shipping																													
		COM Ydg	8	Ctn Wt	146																												
		COL Sq Ft	99	Cu Ft	57																												
		90° Curved Seat with 44" Screen 	<b>CVM9036-44</b> <ul style="list-style-type: none"><li>• maple legs standard</li><li>• walnut or white oak legs available, specify and add \$455 list</li><li>• seat and screen ship assembled</li><li>• specify upholstery on seat separately from upholstery on screen</li></ul> <hr/> GSA Contract SIN #33721	<table><tr><th>Dimensions</th><th>D</th><th>W</th><th>H</th></tr><tr><td>Overall</td><td>45</td><td>96¼</td><td>44</td></tr><tr><td>Seat</td><td>20</td><td>-</td><td>17¾</td></tr><tr><th colspan="2">Upholstery</th><th colspan="2">Shipping</th></tr><tr><td>COM Ydg</td><td>13¾</td><td>Ctn Wt</td><td>232</td></tr><tr><td>COL Sq Ft</td><td>204</td><td>Cu Ft</td><td>136</td></tr></table> <p>*screen available in fabric only, no leather</p>	Dimensions	D	W	H	Overall	45	96¼	44	Seat	20	-	17¾	Upholstery		Shipping		COM Ydg	13¾	Ctn Wt	232	COL Sq Ft	204	Cu Ft	136	COM \$5,756 A \$5,878 B \$6,119 COL/C \$6,541 D \$7,084 E \$7,627 F \$8,471 G \$9,376 H \$10,341 I \$11,849 J \$13,659 L1 \$10,040 L2 \$11,246				
				Dimensions	D	W	H																										
				Overall	45	96¼	44																										
Seat	20			-	17¾																												
Upholstery				Shipping																													
COM Ydg	13¾			Ctn Wt	232																												
COL Sq Ft	204			Cu Ft	136																												
Corner Seat with 44" Screen 	<b>CVM3434-44-C</b> <ul style="list-style-type: none"><li>• maple legs standard</li><li>• walnut or white oak legs available, specify and add \$290 list</li><li>• seat and surround ship assembled</li><li>• specify upholstery on seat separately from upholstery on screen</li><li>• fabric on seat of unit runs diagonal</li></ul> <hr/> GSA Contract SIN #33721			<table><tr><th>Dimensions</th><th>D</th><th>W</th><th>H</th></tr><tr><td>Overall</td><td>34¼</td><td>34¼</td><td>44</td></tr><tr><td>Seat</td><td>20</td><td>20</td><td>17¾</td></tr><tr><td>Arm</td><td></td><td></td><td>-</td></tr><tr><th colspan="2">Upholstery</th><th colspan="2">Shipping</th></tr><tr><td>COM Ydg</td><td>7½</td><td>Ctn Wt</td><td>141</td></tr><tr><td>COL Sq Ft</td><td>83</td><td>Cu Ft</td><td>38</td></tr></table> <p>*screen available in fabric only, no leather</p>	Dimensions	D	W	H	Overall	34¼	34¼	44	Seat	20	20	17¾	Arm			-	Upholstery		Shipping		COM Ydg	7½	Ctn Wt	141	COL Sq Ft	83	Cu Ft	38	COM \$3,233 A \$3,300 B \$3,431 COL/C \$3,662 D \$3,958 E \$4,254 F \$4,714 G \$5,208 H \$5,734 I \$6,557 J \$7,544 L1 \$5,570 L2 \$6,228
				Dimensions	D	W	H																										
				Overall	34¼	34¼	44																										
		Seat	20	20	17¾																												
		Arm			-																												
		Upholstery		Shipping																													
		COM Ydg	7½	Ctn Wt	141																												
		COL Sq Ft	83	Cu Ft	38																												

## To Order, Specify:

- Model Number
- Wood Species
  - Maple (M)
  - Walnut (WAL) - upcharge applies
  - White Oak (WOL) - upcharge applies
- Finish
  - Maple Finish and Paint Color
  - Walnut Finish
  - White Oak Finish
- Fabric Selection - vendor, pattern and color

## 3 Wood Finish Options:

## Maple


CAG	Aged Ash Coordinate
ALE	Ale
AUB	Auburn
BRL	Barley
CBE	Blonde Echo Coordinate
BBN	Bourbon
CBZ	Brazilwood Coordinate
BRG	Brighton
BUT	Butterscotch
CIN	Cinnamon
CLA	Classic
CCF	Coffee Coordinate
CLL	Collectors
CCR	Cremello Coordinate
EAR	Earthy
ESP	Espresso
FLX	Flax
CFL	Florence Walnut Coordinate
CFO	Fossil Coordinate

CGR	Graphite Coordinate
HRV	Harvest
CHL	High Line Coordinate
CKC	Khaki Coordinate
LGC	Legacy
MCH	Mocha
NTD	Night Owl
COA	Oatmeal Cookie Coordinate
CPI	Pinnacle Walnut Coordinate
PRL	Praline
SAF	Saffron
SIE	Sienna
CST	Studio Teak Coordinate
TOF	Toffee
TRF	Truffle
VEN	Venetian
CVI	Vintage Coordinate
CWH	Walnut Heights Coordinate
CWE	Weathered Ash Coordinate

## Paint Color - Add \$36 list per item

BKD	Backdrop	GRV	Greek Villa
BFX	Black Fox	NET	Network Gray
BWH	Bright White	NWH	Nonchalant White
CGP	Cargo Pants	STM	Storm
CHT	Chatroom	TRC	Tricorn Black
FRR	French Roast		
<b>Walnut - upcharge applies</b>			
AUB	Auburn	SIE	Sienna
ESP	Espresso	TOF	Toffee
MCH	Mocha	TRF	Truffle
NTD	Night Owl		
<b>White Oak - upcharge applies</b>			
ACR	Acorn	POR	Porter
BUF	Buff	RYE	Rye
BUR	Burlap	SAD	Saddle
CHE	Chestnut	WWO	Whitewash
INK	Inkwell		

- See a selection of graded in fabric manufacturers and patterns on pages 20-28. Contact Customer Service for additional fabric options.

Description	1 Model	Specifications	List Price Per Grade
<b>Corner Table with 44" h Screen</b> 	<b>CVT3434-44-C</b> • maple legs standard • walnut or white oak legs available, specify and add \$290 list • seat and surround ship assembled • specify upholstery on seat separately from upholstery on screen • power available in surface, specify and add \$288 list, indicate color • surface available in veneer or laminate with 1 mm bank  GSA Contract SIN #33721	<b>Dimensions</b>	COM \$2,558
		Overall 34 1/4 34 1/4 44	A \$2,609
		<b>Upholstery</b>	B \$2,710
		<b>Shipping</b>	COL/C \$2,887
		COM Ydg 5 3/4 Ctn Wt 139	D \$3,114
		COL Sq Ft 44 Cu Ft 38	E \$3,341
		*screen available in fabric only, no leather	F \$3,694
			G \$4,072
			H \$4,476
			I \$5,106
			J \$5,863
			L1 \$4,350
			L2 \$4,854

**To Order, Specify:**

- 1 Model Number
- 2 Table Top Surface Material
  - a.) Laminate Surface
  - b.) Veneer Surface
    - 1.) Cherry Flat Cut (CH1)
    - 2.) Maple Flat Cut (MA1)
    - 3.) Walnut Flat Cut (WA1)
    - 4.) White Oak (WO)
- 3 Fabric Selection - vendor, pattern and color
- 4 Optional Surface Power Unit - Black (B) or White (W)

**2 Table Top Surface Material:****Laminate**

AGA Aged Ash	GRH Graphite
ALB Alabaster	HGL High Line
ALE Ale	OAT Oatmeal Cookie
BLO Blonde Echo	PIN Pinnacle Walnut
BBN Bourbon	SHD Shadow
BZW Brazilwood	SLG Slate Grey
BBL Bridal Blanco	STU Studio Teak
BRG Brighton	VIN Vintage
CLL Collectors	WLH Walnut Heights
DWH Designer White	WEA Weathered Ash
FLO Florence Walnut	

**2 Table Top Surface Material (cont):****Veneer****Cherry**

BRL Barley	EAR Earthy
BBN Bourbon	HRV Harvest
BRG Brighton	LGC Legacy
CLL Collectors	PRL Praline
CLA Classic	SAF Saffron

**Maple**

ALE Ale	FLX Flax
BUT Butterscotch	VEN Venetian
CIN Cinnamon	

**Walnut - upcharge applies**

AUB Auburn	SIE Sienna
ESP Espresso	TOF Toffee
MCH Mocha	TRF Truffle
NTO Night Owl	

**White Oak - upcharge applies**

ACR Acorn	POR Porter
BUF Buff	RYE Rye
BUR Burlap	SAD Saddle
CHE Chestnut	WWO Whitewash
INK Inkwell	


**Specifications**

- chair frame is puzzle jointed plywood construction
- back has a 3 3/4" tapered multi-density high resilience polyurethane foam
- arm has 3" multi-density polyurethane foam
- seat has synthetic sheet webbing and 5" multi-density high resilience polyurethane foam
- solid hardwood exterior frame
- mortise and tenon construction with corner blocks, glue and screws
- standard with rubber cushion adjustable metal leveling glides
- railroad upholstery on screens
- privacy wing and hood requires field installation
- false welt detail around the perimeter of surround
- linking brackets included

- 3 See a selection of graded in fabric manufacturers and patterns on pages 20-28. Contact Customer Service for additional fabric options.

Description	① Model	Specifications	List Price Per Grade																								
Single Seat with Privacy Screen and Stand-Up Surface	CVM3425-44-S	<table><tr><th>Dimensions</th><th>D</th><th>W</th><th>H</th></tr><tr><td>Overall</td><td>48 ¾</td><td>25</td><td>44</td></tr><tr><td>Seat</td><td>20</td><td>25</td><td>17 ¾</td></tr><tr><th>Upholstery</th><th colspan="3">Shipping</th></tr><tr><td>COM Ydg</td><td>4 ½</td><td>Ctn Wt</td><td>146</td></tr><tr><td>COL Sq Ft</td><td>61</td><td>Cu Ft</td><td>31</td></tr></table>	Dimensions	D	W	H	Overall	48 ¾	25	44	Seat	20	25	17 ¾	Upholstery	Shipping			COM Ydg	4 ½	Ctn Wt	146	COL Sq Ft	61	Cu Ft	31	COM \$3,069
		Dimensions	D	W	H																						
Overall	48 ¾	25	44																								
Seat	20	25	17 ¾																								
Upholstery	Shipping																										
COM Ydg	4 ½	Ctn Wt	146																								
COL Sq Ft	61	Cu Ft	31																								
	<ul style="list-style-type: none"><li>· maple legs standard</li><li>· walnut or white oak legs and surface available, specify and add \$455 list</li><li>· seat and screen ship assembled - shelf ships separately</li><li>· specify upholstery on seat separately from upholstery on screen</li><li>· stand-up surface is 42" high off floor and 14 ½" deep</li><li>· stand-up surface available in veneer with bullnose or laminate with pvc edge</li><li>· power available in stand-up surface, specify and add \$288 list, indicate color</li></ul>	*screen available in fabric only, no leather	A \$3,109																								
			B \$3,188																								
			COL/C \$3,326																								
			D \$3,504																								
			E \$3,682																								
			F \$3,958																								
			G \$4,254																								
			H \$4,570																								
			I \$5,063																								
			J \$5,656																								
			L1 \$4,471																								
			L2 \$4,866																								
GSA Contract SIN #33721																											

Two Seat with Privacy Screen and Stand-Up Surface



**CVM3450-44-S**

- maple legs standard
- walnut or white oak legs and surface available, specify and add \$549 list
- seat and screen ship assembled - shelf ships separately
- specify upholstery on seat separately from upholstery on screen
- stand-up surface is 42" high off floor and 14 ½" deep
- stand-up surface available in veneer with bullnose or laminate with pvc edge
- power available in stand-up surface, specify and add \$288 list, indicate color


Dimensions	D	W	H
Overall	48 ¾	50	44
Seat	20	50	17 ¾
Upholstery	Shipping		
COM Ydg	7	Ctn Wt	201
COL Sq Ft	99	Cu Ft	59

\*screen available in fabric only, no leather

COM	\$3,979
A	\$4,041
B	\$4,164
COL/C	\$4,379
D	\$4,655
E	\$4,932
F	\$5,362
G	\$5,822
H	\$6,314
I	\$7,081
J	\$8,002
L1	\$6,160
L2	\$6,774

GSA Contract SIN #33721

Single Seat with Arm and Privacy Screen and Stand-Up Surface



left shown

CVM3533-44-R-S

CVM3533-44-L-S

- maple legs standard
- walnut or white oak legs and surface available, specify and add \$476 list
- seat and surround ship assembled - shelf ships separately
- specify upholstery on seat separately from upholstery on screen
- power available in the front of the upholstered chair, specify and add \$288 list, indicate color
- tablet arm available, specify and add \$616 list, indicate finish or laminate
- stand-up surface is 42" high off floor and 14 1/2" deep
- stand-up surface available with bullnose or laminate with pvc edge

Dimensions	D	W	H
Overall	49 3/4	32 1/2	44
Seat	20	23 1/2	17 3/4
Arm			25
Upholstery		Shipping	
COM Ydg	7 1/4	Ctn Wt	174
COL Sq Ft	77	Cu Ft	42

\*screen available in fabric only, no leather

COM

A

B

COL/C

D

E

F

G

H

I

J

L1

L2

\$3,876

\$3,940

\$4,068

\$4,290

\$4,576

\$4,863

\$5,308

\$5,785

\$6,294

\$7,089

\$8,043

\$6,135

\$6,771

GSA Contract SIN #33721

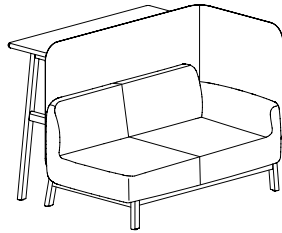
## Description

## 1 Model

## Specifications

## List Price Per Grade

Two Seat with Arm and Privacy  
Screen and Stand-Up Surface



left shown

**CVM3558-44-R-S**  
**CVM3558-44-L-S**

- maple legs standard
- walnut or white oak legs and surface available, specify and add \$549 list
- seat and surround ship assembled - shelf ships separately
- specify upholstery on seat separately from upholstery on screen
- power available in the front of the upholstered chair, specify and add \$288 list, indicate color
- tablet arm available, specify and add \$616 list, indicate finish or laminate
- stand-up surface is 42" high off floor and 14½" deep
- stand-up surface available with bullnose or laminate with pvc edge

Dimensions	D	W	H
Overall	49 ¾	57 ½	44
Seat	20	48 ½	17 ¾
Arm	25		
Upholstery	Shipping		
COM Ydg	10 ¼	Ctn Wt	241
COL Sq Ft	110	Cu Ft	68

\*screen available in fabric only, no leather

COM	\$4,775
A	\$4,866
B	\$5,046
COL/C	\$5,360
D	\$5,765
E	\$6,170
F	\$6,799
G	\$7,474
H	\$8,193
I	\$9,317
J	\$10,666
L1	\$7,968
L2	\$8,868

GSA Contract SIN #33721

## To Order, Specify:

- 1 Model Number
- 2 Stand-Up Surface Material
  - a.) Laminate Surface
  - b.) Veneer Surface
    - 1.) Cherry Flat Cut (CH1)
    - 2.) Maple Flat Cut (MA1)
    - 3.) Walnut Flat Cut (WA1)
    - 4.) Walnut Flat Cut with Walnut Wood Rim (WW1)
    - 5.) White Oak with White Oak Rim (WO)
- 3 Leg
  - a.) Maple
  - b.) Paint
  - c.) Walnut
  - d.) White Oak
- 4 Fabric Selection - vendor, pattern and color
- 5 Optional Tablet Arm; Laminate (L) or Veneer (V)
- 6 Optional Seating Power Unit
- 7 Optional Shelf Power Unit

## 2 Stand Up Surface Material:

## Laminate

AGA	Aged Ash	GRH	Graphite
ALB	Alabaster	HGL	High Line
ALE	Ale	OAT	Oatmeal Cookie
BLO	Blonde Echo	PIN	Pinnacle Walnut
BBN	Bourbon	SHD	Shadow
BZW	Brazilwood	SLG	Slate Grey
BBL	Bridal Blanco	STU	Studio Teak
BRG	Brighton	VIN	Vintage
CLL	Collectors	WLH	Walnut Heights
DWH	Designer White	WEA	Weathered Ash
FLO	Florence Walnut		

## Veneer

Cherry			
BRL	Barley	EAR	Earthy
BBN	Bourbon	HRV	Harvest
BRG	Brighton	LGC	Legacy
CLL	Collectors	PRL	Praline
CLA	Classic	SAF	Saffron

## Veneer (continued)

## Maple

ALE	Ale	FLX	Flax
BUT	Butterscotch	VEN	Venetian
CIN	Cinnamon		

## Walnut - upcharge applies

AUB	Auburn	SIE	Sienna
ESP	Espresso	TOF	Toffee
MCH	Mocha	TRF	Truffle
NTO	Night Owl		

## White Oak - upcharge applies

ACR	Acorn	POR	Porter
BUF	Buff	RYE	Rye
BUR	Burlap	SAD	Saddle
CHE	Chestnut	WWO	Whitewash
INK	Inkwell		

## 3 Wood Finish Options:

## Maple

CAG	Aged Ash Coordinate	CGR	Graphite Coordinate
ALE	Ale	HRV	Harvest
AUB	Auburn	CHL	High Line Coordinate
BRL	Barley	CKC	Khaki Coordinate
CBE	Blonde Echo Coordinate	LGC	Legacy
BBN	Bourbon	MCH	Mocha
CBZ	Brazilwood Coordinate	NTO	Night Owl
BRG	Brighton	COA	Oatmeal Cookie Coordinate
BUT	Butterscotch	CPI	Pinnacle Walnut Coordinate
CIN	Cinnamon	PRL	Praline
CLA	Classic	SAF	Saffron
CCF	Coffee Coordinate	SIE	Sienna
CLL	Collectors	CST	Studio Teak Coordinate
CCR	Cremello Coordinate	TOF	Toffee
EAR	Earthy	TRF	Truffle
ESP	Espresso	VEN	Venetian
FLX	Flax	CVI	Vintage Coordinate
CFL	Florence Walnut Coordinate	CWH	Walnut Heights Coordinate
CFO	Fossil Coordinate	CWE	Weathered Ash Coordinate

## Paint Color - Add \$38 list per item

BKD	Backdrop	GRV	Greek Villa
BFX	Black Fox	NET	Network Gray
BWH	Bright White	NWH	Nonchalant White
CGP	Cargo Pants	STM	Storm
CHT	Chatroom	TRC	Tricorn Black
FRR	French Roast		

## Walnut - upcharge applies

AUB	Auburn	SIE	Sienna
ESP	Espresso	TOF	Toffee
MCH	Mocha	TRF	Truffle
NTO	Night Owl		


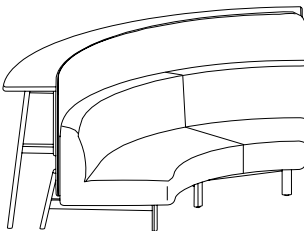
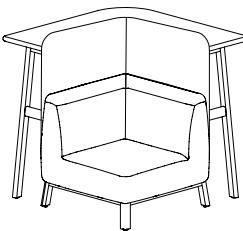
## White Oak - upcharge applies

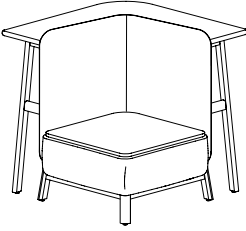
ACR	Acorn	POR	Porter
BUF	Buff	RYE	Rye
BUR	Burlap	SAD	Saddle
CHE	Chestnut	WWO	Whitewash
INK	Inkwell		

- 4 See a selection of graded in fabric manufacturers and patterns on pages 20-28. Contact Customer Service for additional fabric options.

## Specifications

- chair frame is puzzle jointed plywood construction
- back has a 3¾" tapered multi-density high resilience polyurethane foam
- arm has 3" multi-density polyurethane foam
- seat has synthetic sheet webbing and 5" multi-density high resilience polyurethane foam
- solid hardwood exterior frame
- mortise and tenon construction with corner blocks, glue and screws
- standard with rubber cushion adjustable metal leveling glides
- surrounds produced from molded plywood construction
- railroad upholstery on screens
- false welt detail around perimeter of surround
- linking brackets included
- stand-up surface is field installed
- 1¾" thick worksurface with a bullnosed internal wood rim or pvc edge

Description	① Model	Specifications	List Price Per Grade																												
<b>45° Curved Seat with Privacy Screen and Stand-Up Surface</b> 	<b>CVM4536-44-S</b> <ul style="list-style-type: none"><li>maple legs standard</li><li>walnut or white oak legs and surface available, specify and add \$554 list</li><li>seat and screen ship assembled - shelf ships separately</li><li>specify upholstery on seat separately from upholstery on screen</li><li>stand-up surface is 42" high off floor and 14 1/2" deep</li><li>stand-up surface available in veneer with bullnose or laminate with pvc edge</li><li>power available in stand-up surface, specify and add \$288 list, indicate color</li></ul> <div>GSA Contract SIN #33721</div>	<table><tr><th>Dimensions</th><th>D</th><th>W</th><th>H</th></tr><tr><td>Overall</td><td>48 1/2</td><td>52 1/2</td><td>44</td></tr><tr><td>Seat</td><td>20</td><td>-</td><td>17 3/4</td></tr><tr><th>Upholstery</th><th colspan="3">Shipping</th></tr><tr><td>COM Ydg</td><td>8</td><td>Ctn Wt</td><td>196</td></tr><tr><td>COL Sq Ft</td><td>99</td><td>Cu Ft</td><td>62</td></tr></table> <p>*screen available in fabric only, no leather</p>	Dimensions	D	W	H	Overall	48 1/2	52 1/2	44	Seat	20	-	17 3/4	Upholstery	Shipping			COM Ydg	8	Ctn Wt	196	COL Sq Ft	99	Cu Ft	62	<div>COM \$4,368</div> <div>A \$4,439</div> <div>B \$4,579</div> <div>COL/C \$4,825</div> <div>D \$5,141</div> <div>E \$5,457</div> <div>F \$5,948</div> <div>G \$6,474</div> <div>H \$7,036</div> <div>I \$7,913</div> <div>J \$8,966</div> <div>L1 \$6,860</div> <div>L2 \$7,562</div>				
Dimensions	D	W	H																												
Overall	48 1/2	52 1/2	44																												
Seat	20	-	17 3/4																												
Upholstery	Shipping																														
COM Ydg	8	Ctn Wt	196																												
COL Sq Ft	99	Cu Ft	62																												
<b>90° Curved Seat with Privacy Screen and Stand-Up Surface</b> 	<b>CVM9036-44-S</b> <ul style="list-style-type: none"><li>maple legs standard</li><li>walnut or white oak legs and surface available, specify and add \$952 list</li><li>seat and screen ship assembled - shelf ships separately</li><li>specify upholstery on seat separately from upholstery on screen</li><li>stand-up surface is 42" high off floor and 14 1/2" deep</li><li>stand-up surface available in veneer with bullnose or laminate with pvc edge</li><li>power available in stand-up surface, specify and add \$575 list, indicate color</li></ul> <div>GSA Contract SIN #33721</div>	<table><tr><th>Dimensions</th><th>D</th><th>W</th><th>H</th></tr><tr><td>Overall</td><td>48 1/2</td><td>96 1/4</td><td>44</td></tr><tr><td>Seat</td><td>20</td><td>-</td><td>17 3/4</td></tr><tr><th>Upholstery</th><th colspan="3">Shipping</th></tr><tr><td>COM Ydg</td><td>13 3/4</td><td>Ctn Wt</td><td>319</td></tr><tr><td>COL Sq Ft</td><td>204</td><td>Cu Ft</td><td>145</td></tr></table> <p>*screen available in fabric only, no leather</p>	Dimensions	D	W	H	Overall	48 1/2	96 1/4	44	Seat	20	-	17 3/4	Upholstery	Shipping			COM Ydg	13 3/4	Ctn Wt	319	COL Sq Ft	204	Cu Ft	145	<div>COM \$7,434</div> <div>A \$7,556</div> <div>B \$7,797</div> <div>COL/C \$8,219</div> <div>D \$8,762</div> <div>E \$9,305</div> <div>F \$10,149</div> <div>G \$11,054</div> <div>H \$12,019</div> <div>I \$13,527</div> <div>J \$15,337</div> <div>L1 \$11,718</div> <div>L2 \$12,924</div>				
Dimensions	D	W	H																												
Overall	48 1/2	96 1/4	44																												
Seat	20	-	17 3/4																												
Upholstery	Shipping																														
COM Ydg	13 3/4	Ctn Wt	319																												
COL Sq Ft	204	Cu Ft	145																												
<b>Corner Seat with Privacy Screen and Stand-Up Surface</b> 	<b>CVM3434-44-C-S</b> <ul style="list-style-type: none"><li>maple legs standard</li><li>walnut or white oak legs and surface available, specify and add \$719 list</li><li>seat and surround ship assembled - shelf ships separately</li><li>specify upholstery on seat separately from upholstery on screen</li><li>stand-up surface is 42" high off floor and 14 1/2" deep</li><li>stand-up surface available in veneer with bullnose or laminate with pvc edge</li><li>power available in stand-up surface, specify and add \$575 list, indicate color</li><li>fabric on seat of unit runs diagonal</li></ul> <div>GSA Contract SIN #33721</div>	<table><tr><th>Dimensions</th><th>D</th><th>W</th><th>H</th></tr><tr><td>Overall</td><td>34 1/4</td><td>34 1/4</td><td>44</td></tr><tr><td>Seat</td><td>20</td><td>20</td><td>17 3/4</td></tr><tr><td>Arm</td><td></td><td></td><td>-</td></tr><tr><th>Upholstery</th><th colspan="3">Shipping</th></tr><tr><td>COM Ydg</td><td>7 1/2</td><td>Ctn Wt</td><td>205</td></tr><tr><td>COL Sq Ft</td><td>83</td><td>Cu Ft</td><td>45</td></tr></table> <p>*screen available in fabric only, no leather</p>	Dimensions	D	W	H	Overall	34 1/4	34 1/4	44	Seat	20	20	17 3/4	Arm			-	Upholstery	Shipping			COM Ydg	7 1/2	Ctn Wt	205	COL Sq Ft	83	Cu Ft	45	<div>COM \$4,248</div> <div>A \$4,315</div> <div>B \$4,446</div> <div>COL/C \$4,677</div> <div>D \$4,973</div> <div>E \$5,269</div> <div>F \$5,729</div> <div>G \$6,223</div> <div>H \$6,749</div> <div>I \$7,572</div> <div>J \$8,559</div> <div>L1 \$6,585</div> <div>L2 \$7,243</div>
Dimensions	D	W	H																												
Overall	34 1/4	34 1/4	44																												
Seat	20	20	17 3/4																												
Arm			-																												
Upholstery	Shipping																														
COM Ydg	7 1/2	Ctn Wt	205																												
COL Sq Ft	83	Cu Ft	45																												

Description	1 Model	Specifications	List Price Per Grade
<b>Corner Table with Privacy Screen and Stand-Up Surface</b> 	<b>CVT3434-44-C-S</b> • maple legs standard • walnut or white oak legs and surface available, specify and add \$719 list • seat and surround ship assembled - shelf ships separately • specify upholstery on seat separately from upholstery on screen • stand-up surface is 42" high off floor and 14½" deep • stand-up surface available in veneer with bullnose or laminate with pvc edge • power available in stand-up surface, specify and add \$575 list, indicate color • table surface available in veneer or laminate with 1 mm band	<b>Dimensions</b>	COM \$3,576
		<b>D</b>	A \$3,627
		<b>W</b>	B \$3,728
		<b>H</b>	COL/C \$3,905
		<b>Upholstery</b>	D \$4,132
		<b>Shipping</b>	E \$4,359
		<b>COM Ydg</b>	F \$4,712
		<b>COL Sq Ft</b>	G \$5,090
		*screen available in fabric only, no leather	H \$5,494
			I \$6,124
			J \$6,881
			L1 \$5,368
			L2 \$5,872
	GSA Contract SIN #33721		

**To Order, Specify:**

- 1 Model Number
- 2 Stand-Up Surface Material
  - a.) Laminate Surface
  - b.) Veneer Surface
    - 1.) Cherry Flat Cut (CH1)
    - 2.) Maple Flat Cut (MA1)
    - 3.) Walnut Flat Cut (WA1)
    - 4.) Walnut Flat Cut with Walnut Wood Rim (WW1)
    - 5.) White Oak with White Oak Rim(WO)
- 3 Leg
  - a.) Maple
  - b.) Paint
  - c.) Walnut
  - d.) White Oak

- 4 Fabric Selection - vendor, pattern and color
- 5 Optional Tablet Arm; Laminate (L) or Veneer (V)
- 6 Optional Seating Power Unit
- 7 Optional Shelf Power Unit

**2 Stand Up Surface Material:****Laminate**

AGA Aged Ash	GRH Graphite
ALB Alabaster	HGL High Line
ALE Ale	OAT Oatmeal Cookie
BLO Blonde Echo	PIN Pinnacle Walnut
BBN Bourbon	SHD Shadow
BZW Brazilwood	SLG Slate Grey
BBL Bridal Blanco	STU Studio Teak
BRG Brighton	VIN Vintage
CLL Collectors	WLH Walnut Heights
DWH Designer White	WEA Weathered Ash
FLO Florence Walnut	

**Veneer****Cherry**

BRL Barley	EAR Earthy
BBN Bourbon	HRV Harvest
BRG Brighton	LGC Legacy
CLL Collectors	PRL Praline
CLA Classic	SAF Saffron

**Veneer (continued)****Maple**

ALE Ale	FLX Flax
BUT Butterscotch	VEN Venetian
CIN Cinnamon	

**Walnut - upcharge applies**

AUB Auburn	SIE Sienna
ESP Espresso	TOF Toffee
MCH Mocha	TRF Truffle
NTO Night Owl	

**White Oak - upcharge applies**

ACR Acorn	POR Porter
BUF Buff	RYE Rye
BUR Burlap	SAD Saddle
CHE Chestnut	WWO Whitewash
INK Inkwell	

**3 Wood Finish Options:****Maple**

CAG Aged Ash Coordinate	CGR Graphite Coordinate
ALE Ale	HRV Harvest
AUB Auburn	CHL High Line Coordinate
BRL Barley	CKC Khaki Coordinate
CBE Blonde Echo Coordinate	LGC Legacy
BBN Bourbon	MCH Mocha
CBZ Brazilwood Coordinate	NTO Night Owl
BRG Brighton	COA Oatmeal Cookie Coordinate
BUT Butterscotch	CPI Pinnacle Walnut Coordinate
CIN Cinnamon	PRL Praline
CLA Classic	SAF Saffron
CCF Coffee Coordinate	SIE Sienna
CLL Collectors	CST Studio Teak Coordinate
CCR Cremello Coordinate	TOF Toffee
EAR Earthy	TRF Truffle
ESP Espresso	VEN Venetian
FLX Flax	CVI Vintage Coordinate
CFL Florence Walnut Coordinate	CWH Walnut Heights Coordinate
CFO Fossil Coordinate	CWE Weathered Ash Coordinate

**Paint Color - Add \$38 list per item**

BKD Backdrop	GRV Greek Villa
BFX Black Fox	NET Network Gray
BWH Bright White	NWH Nonchalant White
CGP Cargo Pants	STM Storm
CHT Chatroom	TRC Tricorn Black
FRR French Roast	

**Walnut - upcharge applies**

AUB Auburn	SIE Sienna
ESP Espresso	TOF Toffee
MCH Mocha	TRF Truffle
NTO Night Owl	

**White Oak - upcharge applies**



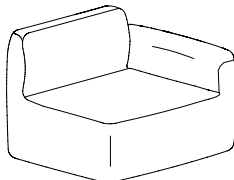
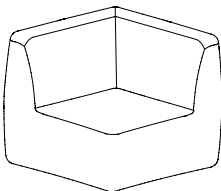
ACR Acorn	POR Porter
BUF Buff	RYE Rye
BUR Burlap	SAD Saddle
CHE Chestnut	WWO Whitewash
INK Inkwell	

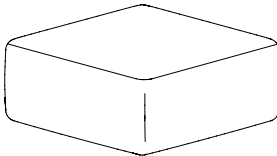
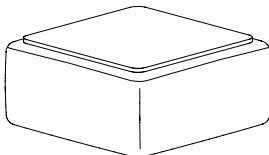
- 4 See a selection of graded in fabric manufacturers and patterns on pages 20-28. Contact Customer Service for additional fabric options.

**Specifications**

- chair frame is puzzle jointed plywood construction
- back has a 3¾" tapered multi-density high resilience polyurethane foam
- arm has 3" multi-density polyurethane foam
- seat has synthetic sheet webbing and 5" multi-density high resilience polyurethane foam
- solid hardwood exterior frame
- mortise and tenon construction with corner blocks, glue and screws
- standard with rubber cushion adjustable metal leveling glides
- surrounds produced from molded plywood construction
- railroad upholstery on screens
- false welt detail around perimeter of surround
- linking brackets included
- stand-up surface is field installed
- 1¾" thick worksurface with a bullnosed internal wood rim or pvc edge



Description	① Model	Specifications	List Price Per Grade																												
Single Seat Club Chair	CVS3444-31																														
	<ul style="list-style-type: none"><li>· tablet arm available, specify and add \$616 list, indicate right or left as seated and finish</li><li>· power available in the side of the upholstered chair, specify and add \$288 list, indicate right or left as seated and color</li></ul>	<table><tr><th>Dimensions</th><th>D</th><th>W</th><th>H</th></tr><tr><td>Overall</td><td>34 ¼</td><td>44</td><td>30 ½</td></tr><tr><td>Seat</td><td>21</td><td>24</td><td>17 ¾</td></tr><tr><td>Arm</td><td></td><td></td><td>25</td></tr><tr><th colspan="2">Upholstery</th><th colspan="2">Shipping</th></tr><tr><td>COM Ydg</td><td>6</td><td>Ctn Wt</td><td>113</td></tr><tr><td>COL Sq Ft</td><td>144</td><td>Cu Ft</td><td>30</td></tr></table>	Dimensions	D	W	H	Overall	34 ¼	44	30 ½	Seat	21	24	17 ¾	Arm			25	Upholstery		Shipping		COM Ydg	6	Ctn Wt	113	COL Sq Ft	144	Cu Ft	30	COM \$2,150 A \$2,203 B \$2,309 COL/C \$2,493 D \$2,730 E \$2,967 F \$3,335 G \$3,730 H \$4,151 I \$4,809 J \$5,599 L1 \$4,441 L2 \$5,072
Dimensions	D	W	H																												
Overall	34 ¼	44	30 ½																												
Seat	21	24	17 ¾																												
Arm			25																												
Upholstery		Shipping																													
COM Ydg	6	Ctn Wt	113																												
COL Sq Ft	144	Cu Ft	30																												
GSA Contract SIN #33721																															
Single Seat Armless	CVS3431-31																														
	<ul style="list-style-type: none"><li>· power available in the side of the upholstered chair, specify and add \$288 list, indicate right or left as seated and color</li></ul>	<table><tr><th>Dimensions</th><th>D</th><th>W</th><th>H</th></tr><tr><td>Overall</td><td>34 ¼</td><td>30 ½</td><td>30 ½</td></tr><tr><td>Seat</td><td>21</td><td>30 ½</td><td>17 ¾</td></tr><tr><td>Arm</td><td></td><td></td><td>-</td></tr><tr><th colspan="2">Upholstery</th><th colspan="2">Shipping</th></tr><tr><td>COM Ydg</td><td>4 ½</td><td>Ctn Wt</td><td>91</td></tr><tr><td>COL Sq Ft</td><td>108</td><td>Cu Ft</td><td>22</td></tr></table>	Dimensions	D	W	H	Overall	34 ¼	30 ½	30 ½	Seat	21	30 ½	17 ¾	Arm			-	Upholstery		Shipping		COM Ydg	4 ½	Ctn Wt	91	COL Sq Ft	108	Cu Ft	22	COM \$1,601 A \$1,641 B \$1,720 COL/C \$1,858 D \$2,036 E \$2,214 F \$2,490 G \$2,786 H \$3,102 I \$3,595 J \$4,188 L1 \$3,319 L2 \$3,793
Dimensions	D	W	H																												
Overall	34 ¼	30 ½	30 ½																												
Seat	21	30 ½	17 ¾																												
Arm			-																												
Upholstery		Shipping																													
COM Ydg	4 ½	Ctn Wt	91																												
COL Sq Ft	108	Cu Ft	22																												
GSA Contract SIN #33721																															
Single Seat with Arm	CVS3441-31-R CVS3441-31-L																														
 left shown	<ul style="list-style-type: none"><li>· tablet arm available, specify and add \$616, indicate finish or laminate</li><li>· power available in the front of the upholstered chair, specify and add \$288 list, indicate color</li></ul>	<table><tr><th>Dimensions</th><th>D</th><th>W</th><th>H</th></tr><tr><td>Overall</td><td>34 ¼</td><td>41</td><td>30 ½</td></tr><tr><td>Seat</td><td>21</td><td>29</td><td>17 ¾</td></tr><tr><td>Arm</td><td></td><td></td><td>25</td></tr><tr><th colspan="2">Upholstery</th><th colspan="2">Shipping</th></tr><tr><td>COM Ydg</td><td>5</td><td>Ctn Wt</td><td>94</td></tr><tr><td>COL Sq Ft</td><td>120</td><td>Cu Ft</td><td>29</td></tr></table>	Dimensions	D	W	H	Overall	34 ¼	41	30 ½	Seat	21	29	17 ¾	Arm			25	Upholstery		Shipping		COM Ydg	5	Ctn Wt	94	COL Sq Ft	120	Cu Ft	29	COM \$1,949 A \$1,994 B \$2,081 COL/C \$2,235 D \$2,432 E \$2,630 F \$2,937 G \$3,266 H \$3,617 I \$4,165 J \$4,823 L1 \$3,858 L2 \$4,384
Dimensions	D	W	H																												
Overall	34 ¼	41	30 ½																												
Seat	21	29	17 ¾																												
Arm			25																												
Upholstery		Shipping																													
COM Ydg	5	Ctn Wt	94																												
COL Sq Ft	120	Cu Ft	29																												
GSA Contract SIN #33721																															
Corner Seat	CVS3434-31-C																														
	<ul style="list-style-type: none"><li>· power available in the sides, specify right or left as seated, along with color and add \$288 list</li><li>· fabric on seat of unit runs diagonal</li></ul>	<table><tr><th>Dimensions</th><th>D</th><th>W</th><th>H</th></tr><tr><td>Overall</td><td>34 ¼</td><td>34 ¼</td><td>30 ½</td></tr><tr><td>Seat</td><td>21</td><td>21</td><td>17 ¾</td></tr><tr><td>Arm</td><td></td><td></td><td>-</td></tr><tr><th colspan="2">Upholstery</th><th colspan="2">Shipping</th></tr><tr><td>COM Ydg</td><td>5 ¼</td><td>Ctn Wt</td><td>77</td></tr><tr><td>COL Sq Ft</td><td>126</td><td>Cu Ft</td><td>24</td></tr></table>	Dimensions	D	W	H	Overall	34 ¼	34 ¼	30 ½	Seat	21	21	17 ¾	Arm			-	Upholstery		Shipping		COM Ydg	5 ¼	Ctn Wt	77	COL Sq Ft	126	Cu Ft	24	COM \$1,943 A \$1,990 B \$2,082 COL/C \$2,243 D \$2,450 E \$2,658 F \$2,980 G \$3,326 H \$3,694 I \$4,270 J \$4,961 L1 \$3,947 L2 \$4,500
Dimensions	D	W	H																												
Overall	34 ¼	34 ¼	30 ½																												
Seat	21	21	17 ¾																												
Arm			-																												
Upholstery		Shipping																													
COM Ydg	5 ¼	Ctn Wt	77																												
COL Sq Ft	126	Cu Ft	24																												
GSA Contract SIN #33721																															

Description	1 Model	Specifications	List Price Per Grade																								
Ottoman 	CV03434-17 · power available in the sides, specify right, left or both, along with color and add \$288 list per unit  GSA Contract SIN #33721	<table><tr><th>Dimensions</th><th>D</th><th>W</th><th>H</th></tr><tr><td>Overall</td><td>34</td><td>34</td><td>17</td></tr><tr><td>Seat</td><td>34</td><td>34</td><td>17 ¾</td></tr><tr><th colspan="2">Upholstery</th><th colspan="2">Shipping</th></tr><tr><td>COM Ydg</td><td>3 ½</td><td>Ctn Wt</td><td>68</td></tr><tr><td>COL Sq Ft</td><td>84</td><td>Cu Ft</td><td>14</td></tr></table>	Dimensions	D	W	H	Overall	34	34	17	Seat	34	34	17 ¾	Upholstery		Shipping		COM Ydg	3 ½	Ctn Wt	68	COL Sq Ft	84	Cu Ft	14	COM \$1,170 A \$1,201 B \$1,263 COL/C \$1,370 D \$1,508 E \$1,647 F \$1,862 G \$2,092 H \$2,338 I \$2,721 J \$3,182 L1 \$2,506 L2 \$2,875
		Dimensions	D	W	H																						
		Overall	34	34	17																						
		Seat	34	34	17 ¾																						
		Upholstery		Shipping																							
		COM Ydg	3 ½	Ctn Wt	68																						
		COL Sq Ft	84	Cu Ft	14																						
		Table 	CVT3434-17 · power available in surface, specify and add \$288 list, indicate color · surface available veneer or laminate  GSA Contract SIN #33721	<table><tr><th>Dimensions</th><th>D</th><th>W</th><th>H</th></tr><tr><td>Overall</td><td>34</td><td>34</td><td>17</td></tr><tr><th colspan="2">Upholstery</th><th colspan="2">Shipping</th></tr><tr><td>COM Ydg</td><td>2 ½</td><td>Ctn Wt</td><td>93</td></tr><tr><td>COL Sq Ft</td><td>55</td><td>Cu Ft</td><td>14</td></tr></table>	Dimensions	D	W	H	Overall	34	34	17	Upholstery		Shipping		COM Ydg	2 ½	Ctn Wt	93	COL Sq Ft	55	Cu Ft	14	COM \$1,221 A \$1,244 B \$1,287 COL/C \$1,364 D \$1,463 E \$1,562 F \$1,715 G \$1,880 H \$2,055 I \$2,329 J \$2,658 L1 \$2,088 L2 \$2,329		
				Dimensions	D	W	H																				
				Overall	34	34	17																				
Upholstery				Shipping																							
COM Ydg	2 ½			Ctn Wt	93																						
COL Sq Ft	55			Cu Ft	14																						

**To Order, Specify:**

- 1 Model Number
- 2 Table Surface Material
  - a.) Laminate
  - b.) Cherry Flat Cut Veneer
  - c.) Maple Flat Cut Veneer
  - d.) Walnut Flat Cut Veneer
  - e.) White Oak Veneer
- 3 Finish
  - a.) Maple Finish and Paint Color
  - b.) Walnut Finish
  - c.) White Oak Finish
- 4 Fabric Selection - vendor, pattern and color
- 5 Optional Tablet Arm - Indicate Left (TBL) or Right Arm (TBR) as seated; Laminate (L) or Veneer (V)
- 6 Optional Power Unit - Black (B) or White (W)

**2 Laminate Table Top Surface:****Laminate**

AGA	Aged Ash	GRH	Graphite
ALB	Alabaster	HGL	High Line
ALE	Ale	OAT	Oatmeal Cookie
BLO	Blonde Echo	PIN	Pinnacle Walnut
BBN	Bourbon	SHD	Shadow
BZW	Brazilwood	SLG	Slate Grey
BBL	Bridal Blanco	STU	Studio Teak
BRG	Brighton	VIN	Vintage
CLL	Collectors	WLH	Walnut Heights
DWH	Designer White	WEA	Weathered Ash
FLO	Florence Walnut		

**2 Veneer Table Top Surface:****Flat Cut****Cherry**

BRL	Barley
BBN	Bourbon
BRG	Brighton
CLL	Collectors
CLA	Classic
EAR	Earthy
HRV	Harvest
LGC	Legacy
PRL	Praline
SAF	Saffron

**Maple**

ALE	Ale
BUT	Butterscotch
CIN	Cinnamon
FLX	Flax
VEN	Venetian

**Walnut**

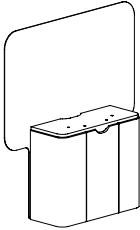
AUB	Auburn
ESP	Espresso
MCH	Mocha
NTO	Night Owl
SIE	Sienna
TOF	Toffee
TRF	Truffle

**Specifications**

- chair frame is puzzle jointed plywood construction
- back has a 3 ¾" tapered multi-density high resilience polyurethane foam
- arm has 3" multi-density polyurethane foam
- seat has synthetic sheet webbing and 5" multi-density high resilience polyurethane foam
- plastic foot standard
- linking brackets included

- 4 See a selection of graded in fabric manufacturers and patterns on pages 20-28. Contact Customer Service for additional fabric options.



Description	① Model	Specifications	List Price Per Grade
<div>Media Panel for Runoff Table</div> <div></div>	<div>CVP1249-52MEDT</div> <div><ul style="list-style-type: none"><li>· use with runoff table</li><li>· removable lower panel for wire management access</li><li>· wire management cutout in surface</li><li>· TV bracket available, specify and add \$338 list; accomodates up to 32"TV</li></ul></div> <div>GSA Contract SIN #33721</div>	<div>Dimensions</div> <div>D</div> <div>W</div> <div>H</div>	COM \$1,684
		Overall 12 49 52	A \$1,724
		<div>Upholstery</div> <div>Shipping</div>	B \$1,803
		COM Ydg 4 ½ Ctn Wt 91	C \$1,941
		Cu Ft 22	D \$2,119
			E \$2,297
			F \$2,573
			G \$2,869
			H \$3,185
			I \$3,678
			J \$4,271

To Order, Specify:

- ① Model Number
- ② Surface Material

a.) Laminate

b.) Cherry Flat Cut Veneer

c.) Maple Flat Cut Veneer

d.) Walnut Flat Cut Veneer

e.) White Oak Veneer
- ③ Finish

a.) Maple Finish and Paint Color

b.) Walnut Finish

c.) White Oak Finish
- ④ Fabric Selection - vendor, pattern and color

② Laminate Surface Material:

Laminate			
AGA	Aged Ash	GRH	Graphite
ALB	Alabaster	HGL	High Line
ALE	Ale	OAT	Oatmeal Cookie
BLO	Blonde Echo	PIN	Pinnacle Walnut
BBN	Bourbon	SHD	Shadow
BZW	Brazilwood	SLG	Slate Grey
BBL	Bridal Blanco	STU	Studio Teak
BRG	Brighton	VIN	Vintage
CLL	Collectors	WLH	Walnut Heights
DWH	Designer White	WEA	Weathered Ash
FLO	Florence Walnut		

② Veneer Surface Material:

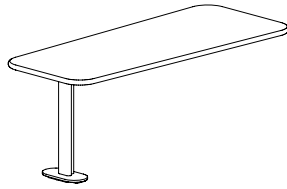
Flat Cut		
Cherry		
BRL	Barley	
BBN	Bourbon	
BRG	Brighton	
CLL	Collectors	
CLA	Classic	
EAR	Earthy	
HRV	Harvest	
LGC	Legacy	
PRL	Praline	
SAF	Saffron	
Maple		
ALE	Ale	
BUT	Butterscotch	
CIN	Cinnamon	
FLX	Flax	
VEN	Venetian	
Walnut		
AUB	Auburn	
ESP	Espresso	
MCH	Mocha	
NTO	Night Owl	
SIE	Sienna	
TOF	Toffee	
TRF	Truffle	
White Oak		
ACR	Acorn	
BUF	Buff	
BUR	Burlap	
CHE	Chestnut	
INK	Inkwell	
POR	Porter	
RYE	Rye	
SAD	Saddle	
WVO	Whitewash	

Specifications

- case frame is puzzle jointed plywood construction
- solid hardwood leg cover
- standard with rubber cushion adjustable metal leveling glides on case
- railroad upholstery on screens (and case so they match unless otherwise specified)
- media unit ships assembled
- neoprene pad beneath table base to "self-level"
- media wall has removable lower panel for wire access
- 1 ¾" thick worksurface with radiused corners and a bullnosed internal wood rim

- ④ See a selection of graded in fabric manufacturers and patterns on pages 20-28. Contact Customer Service for additional fabric options.

Description	D	W	H	CTN WT	CU FT	① Model	List Price
Runoff Table for Media Panel		74	26½	98	20	CV2974-26ROMT	\$1,489
		50	26½	69	14	CV2950-26ROMT	\$1,365



- use with CVP1249-52MEDT
- use two seat lounge with CV2950-26ROMT
- use three seat lounge with CV2974-26ROMT
- maple post standard
- walnut or white oak post and surface available, specify and add \$109 list for CV2950-26ROMT and add \$140 for CV2974-26ROMT
- surface available in veneer with bullnose or laminate with pvc edge
- edge of veneer table surface is maple, unless walnut or white oak legs are specified, then rim is same as leg species and upcharge applies
- edge of laminate table surface is matching pvc
- EC46 power unit available in surface, specify and add \$288 list, indicate color

GSA Contract SIN #33721

#### To Order, Specify:

- ① Model Number
- ② Surface Material
  - a.) Laminate Surface
  - b.) Veneer Surface
    - 1.) Cherry Flat Cut (CH1)
    - 2.) Maple Flat Cut (MA1)
    - 3.) Walnut Flat Cut (WA1)
    - 4.) Walnut Flat Cut with Walnut Wood Rim (WW1)
    - 5.) White Oak with White Oak Rim(WO)
- ③ Leg
  - a.) Maple
  - b.) Paint
  - c.) Walnut
  - d.) White Oak
- ④ Fabric Selection - vendor, pattern and color
- ⑤ Metal Color - Arctic Silver (ASL), Matte Black (MBK), Pewter (PEW) or Soft Nickel (SNK)
- ⑥ Optional Surface Power Unit

#### ② Surface Material:

##### Laminate

AGA	Aged Ash	GRH	Graphite
ALB	Alabaster	HGL	High Line
ALE	Ale	OAT	Oatmeal Cookie
BLO	Blonde Echo	PIN	Pinnacle Walnut
BBN	Bourbon	SHD	Shadow
BZW	Brazilwood	SLG	Slate Grey
BBL	Bridal Blanco	STU	Studio Teak
BRG	Brighton	VIN	Vintage
CLL	Collectors	WLH	Walnut Heights
DWH	Designer White	WEA	Weathered Ash
FLO	Florence Walnut		

##### Veneer

Cherry			
BRL	Barley	EAR	Earthy
BBN	Bourbon	HRV	Harvest
BRG	Brighton	LGC	Legacy
CLL	Collectors	PRL	Praline
CLA	Classic	SAF	Saffron

##### Veneer (continued)

##### Maple

ALE	Ale	FLX	Flax
BUT	Butterscotch	VEN	Venetian
CIN	Cinnamon		

##### Walnut - upcharge applies

AUB	Auburn	SIE	Sienna
ESP	Espresso	TOF	Toffee
MCH	Mocha	TRF	Truffle
NTO	Night Owl		

##### White Oak - upcharge applies

ACR	Acorn	POR	Porter
BUF	Buff	RYE	Rye
BUR	Burlap	SAD	Saddle
CHE	Chestnut	WWO	Whitewash
INK	Inkwell		

#### ③ Wood Finish Options:

##### Maple

CAG	Aged Ash Coordinate	CGR	Graphite Coordinate
ALE	Ale	CHL	High Line Coordinate
AUB	Auburn	CKC	Khaki Coordinate
AUT	Autumn	LGC	Legacy
BRL	Barley	MCH	Mocha
CBE	Blonde Echo Coordinate	NTO	Night Owl
BBN	Bourbon	COA	Oatmeal Cookie Coordinate
CBZ	Brazilwood Coordinate	CPI	Pinnacle Walnut Coordinate
BRG	Brighton	PRL	Praline
BUT	Butterscotch	SAF	Saffron
CIN	Cinnamon	SIE	Sienna
CLA	Classic	CST	Studio Teak Coordinate
CCF	Coffee Coordinate	TOF	Toffee
CCR	Cremello Coordinate	TRF	Truffle
EAR	Earthy	VEN	Venetian
ESP	Espresso	CVI	Vintage Coordinate
FLX	Flax	CWH	Walnut Heights Coordinate
CFL	Florence Walnut Coordinate	CWE	Weathered Ash Coordinate
CFO	Fossil Coordinate		

##### Paint Color - Add \$38 list per item

BKD	Backdrop	GRV	Greek Villa
BFX	Black Fox	NET	Network Gray
BWH	Bright White	NWH	Nonchalant White
CGP	Cargo Pants	STM	Storm
CHT	Chatroom	TRC	Tricorn Black
FRR	French Roast		

##### Walnut - upcharge applies

AUB	Auburn	SIE	Sienna
ESP	Espresso	TOF	Toffee
MCH	Mocha	TRF	Truffle
NTO	Night Owl		

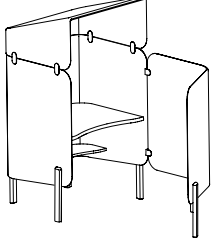
##### White Oak - upcharge applies

ACR	Acorn	POR	Porter
BUF	Buff	RYE	Rye
BUR	Burlap	SAD	Saddle
CHE	Chestnut	WWO	Whitewash
INK	Inkwell		

#### Specifications

- case frame is puzzle jointed plywood construction
- solid hardwood leg cover
- standard with rubber cushion adjustable metal leveling glides on case
- railroad upholstery on screens (and case so they match unless otherwise specified)
- media unit ships assembled
- runoff table requires field assembly and installation
- neoprene pad beneath table base to "self-level"
- media wall has removable lower panel for wire access
- TV bracket available on media wall; recommended TV size 32"
- 2" rectangular column - 14 guage steel - with solid wood cover on runoff table with integrated oval base with neoprene pads to "self-level"
- 1 3/4" thick worksurface with a bullnosed internal wood rim or pvc edge



Description	1 Model	Specifications	List Price Per Grade
<b>Desk Pod with Privacy Wing and Hood</b>  left shown	<b>CVD7739-72-R</b>	<b>Dimensions</b>	<b>COM \$5,631</b>
	<b>CVD7739-72-L</b>	<b>D</b>	<b>A \$5,764</b>
	· maple legs standard	<b>W</b>	<b>B \$6,027</b>
	· walnut or white oak legs and surface available, specify and add \$228 list	<b>H</b>	<b>C \$6,488</b>
	· desk and surround ships assembled - hood and wing ships separately	<b>Upholstery</b>	<b>D \$7,080</b>
	· surface available in veneer with bullnose or laminate with pvc edge	<b>Shipping</b>	<b>E \$7,672</b>
	· edge of desk veneer table surface is maple, unless walnut or white oak legs are specified, then rim is same as leg species and upcharge applies	<b>COM Ydg</b>	<b>F \$8,593</b>
	· edge of of laminate table surface is matching pvc	<b>Ctn Wt</b>	<b>G \$9,580</b>
	· table surface height is 29 1/2"	<b>Cu Ft</b>	<b>H \$10,633</b>
	· power available in surface, specify and add \$288 list, indicate color		<b>I \$12,278</b>
	· optional LED light for hood, specify and add \$887 list		<b>J \$14,252</b>

GSA Contract SIN #33721

**To Order, Specify:**

- 1 Model Number
- 2 Surface Material
  - a.) Laminate Surface
  - b.) Veneer Surface
    - 1.) Cherry Flat Cut (CH1)
    - 2.) Maple Flat Cut (MA1)
    - 3.) Walnut Flat Cut (WA1)
    - 4.) Walnut Flat Cut with Walnut Wood Rim (WW1)
    - 5.) White Oak with White Oak Rim(WO)
- 3 Leg
  - a.) Maple
  - b.) Paint
  - c.) Walnut
  - d.) White Oak
- 4 Fabric Selection - vendor, pattern and color
- 5 Metal Color - Arctic Silver (ASL), Matte Black (MBK), Pewter (PEW) or Soft Nickel (SNK)
- 6 Optional Surface Power Unit

**2 Surface Material:****Laminate**

AGA	Aged Ash	GRH	Graphite
ALB	Alabaster	HGL	High Line
ALE	Ale	OAT	Oatmeal Cookie
BLO	Blonde Echo	PIN	Pinnacle Walnut
BBN	Bourbon	SHD	Shadow
BZW	Brazilwood	SLG	Slate Grey
BBL	Bridal Blanco	STU	Studio Teak
BRG	Brighton	VIN	Vintage
CLL	Collectors	WLH	Walnut Heights
DWH	Designer White	WEA	Weathered Ash
FLO	Florence Walnut		

**Veneer****Cherry**

BRL	Barley	EAR	Earthy
BBN	Bourbon	HRV	Harvest
BRG	Brighton	LGC	Legacy
CLL	Collectors	PRL	Praline
CLA	Classic	SAF	Saffron

**Maple**

ALE	Ale	FLX	Flax
BUT	Butterscotch	VEN	Venetian
CIN	Cinnamon		

**Walnut - upcharge applies**

AUB	Auburn	SIE	Sienna
ESP	Espresso	TOF	Toffee
MCH	Mocha	TRF	Truffle
NTO	Night Owl		

**White Oak - upcharge applies**

ACR	Acorn	POR	Porter
BUF	Buff	RYE	Rye
BUR	Burlap	SAD	Saddle
CHE	Chestnut	WWO	Whitewash
INK	Inkwell		

**3 Wood Finish Options:****Maple**

CAG	Aged Ash Coordinate	CGR	Graphite Coordinate
ALE	Ale	HRV	Harvest
AUB	Auburn	CHL	High Line Coordinate
BRL	Barley	CKC	Khaki Coordinate
CBE	Blonde Echo Coordinate	LGC	Legacy
BBN	Bourbon	MCH	Mocha
CBZ	Brazilwood Coordinate	NTO	Night Owl
BRG	Brighton	COA	Oatmeal Cookie Coordinate
BUT	Butterscotch	CPI	Pinnacle Walnut Coordinate
CIN	Cinnamon	PRL	Praline
CLA	Classic	SAF	Saffron
CCF	Coffee Coordinate	SIE	Sienna
CLL	Collectors	CST	Studio Teak Coordinate
CCR	Cremello Coordinate	TOF	Toffee
EAR	Earthy	TRF	Truffle
ESP	Espresso	VEN	Venetian
FLX	Flax	CVI	Vintage Coordinate
CFL	Florence Walnut Coordinate	CWH	Walnut Heights Coordinate
CFO	Fossil Coordinate	CWE	Weathered Ash Coordinate

**Paint Color - Add \$36 list per item**

BKD	Backdrop	GRV	Greek Villa
BFX	Black Fox	NET	Network Gray
BWH	Bright White	NWH	Nonchalant White
CGP	Cargo Pants	STM	Storm
CHT	Chatroom	TRC	Tricorn Black
FRR	French Roast		

**Walnut - upcharge applies**

AUB	Auburn	SIE	Sienna
ESP	Espresso	TOF	Toffee
MCH	Mocha	TRF	Truffle
NTO	Night Owl		

**White Oak - upcharge applies**

ACR	Acorn	POR	Porter
BUF	Buff	RYE	Rye
BUR	Burlap	SAD	Saddle
CHE	Chestnut	WWO	Whitewash
INK	Inkwell		

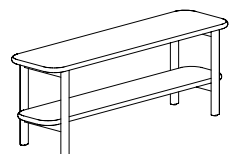
- 4 See a selection of graded in fabric manufacturers and patterns on pages 20-28. Contact Customer Service for additional fabric options.

**Specifications**

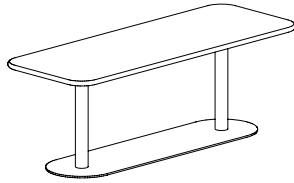
- solid hardwood legs
- standard with rubber cushion adjustable metal leveling glides
- surrounds produced from molded plywood construction
- railroad upholstery on screens
- false welt detail around perimeter of surround
- 1 3/4" thick worksurface with a bullnosed internal wood rim or pvc edge

Description	① Model	Specifications				List Price Per Grade
Media Credenza with Privacy Surround	<b>CV1864-48MCPS</b> <ul style="list-style-type: none"> <li>maple legs standard</li> <li>walnut or white oak legs and surface available, specify and add \$352 list</li> <li>surface available in veneer with bullnose or laminate with pvc edge</li> <li>edge of desk veneer table surface is maple, unless walnut or white oak legs are specified, then rim is same as leg species and upcharge applies</li> <li>edge of laminate table surface is matching pvc</li> <li>table surface: 23"h</li> <li>wire management cutout in surface</li> <li>lower shelf at 9 ¼ from floor</li> </ul>	<b>Dimensions</b>	<b>D</b>	<b>W</b>	<b>H</b>	<b>COM</b> \$2,769
		Overall	18	64	48	<b>A</b> \$2,818
		<b>Upholstery</b>	<b>Shipping</b>			<b>B</b> \$2,915
		COM Ydg	5 ½	Ctn Wt	180	<b>C</b> \$3,083
				Cu Ft	42	<b>D</b> \$3,301
						<b>E</b> \$3,518
						<b>F</b> \$3,855
						<b>G</b> \$4,217
						<b>H</b> \$4,603
						<b>I</b> \$5,207
						<b>J</b> \$5,930
	GSA Contract SIN #33721					

Description	D	W	H	CTN WT	CU FT	① Model	List Price
Media Credenza	17	62	23	89	18	<b>CV1762-23MC</b>	<b>\$1,637</b>
	<ul style="list-style-type: none"> <li>maple legs standard</li> <li>walnut or white oak legs and surface available, specify and add \$352 list</li> <li>surface available in veneer with bullnose or laminate with pvc edge</li> <li>edge of desk surface is maple, unless walnut or white oak legs are specified, then rim is same as leg species and upcharge applies</li> <li>edge of laminate table surface is matching pvc</li> <li>lower shelf at 9 ¼ from floor</li> </ul>						
	GSA Contract SIN #33721						



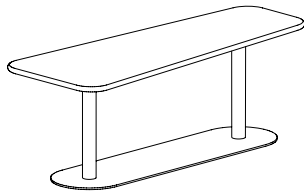
Description	D	W	H	CTN WT	CU FT	① Model	List Price
Lounge Work Table - Rectangular	27 ½	74	26 ½	212	16	CV2974-26LWTR	\$3,310
	27 ½	50	26 ½	139	11	CV2950-26LWTR	\$2,287



- surface available in veneer with bullnose or laminate with pvc edge
- walnut or white oak surface available, specify and add \$68 list for CV2950-26LWTV and add \$99 for CV2974-26LWTV
- power available in surface, specify and add \$288 list, indicate color

GSA Contract SIN #33721

Lounge Work Table - View	26 narrow end 29 wide end	74	26 ½	212	16	CV2974-26LWTV	\$3,310
	26 narrow end 29 wide end	50	26 ½	139	11	CV2950-26LWTV	\$2,287



- surface available in veneer with bullnose or laminate with pvc edge
- walnut or white oak surface available, specify and add \$68 list for CV2950-26LWTV and add \$99 for CV2974-26LWTV
- power available in surface, specify and add \$288 list, indicate color

GSA Contract SIN #33721

#### To Order, Specify:

- ① Model Number
- ② Surface Material
  - a.) Laminate Surface
  - b.) Veneer Surface
    - 1.) Cherry Flat Cut (CH1)
    - 2.) Maple Flat Cut (MA1)
    - 3.) Walnut Flat Cut (WA1)
    - 4.) Walnut Flat Cut with Walnut Wood Rim (WW1)
    - 5.) White Oak with White Oak Rim (WO)
- ③ Leg
  - a.) Maple
  - b.) Paint
  - c.) Walnut
  - d.) White Oak
- ④ Fabric Selection - vendor, pattern and color
- ⑤ Metal Color - Arctic Silver (ASL), Matte Black (MBK), Pewter (PEW) or Soft Nickel (SNK)
- ⑥ Optional Surface Power Unit

#### ② Surface Material:

##### Laminate

AGA	Aged Ash	GRH	Graphite
ALB	Alabaster	HGL	High Line
ALE	Ale	OAT	Oatmeal Cookie
BLO	Blonde Echo	PIN	Pinnacle Walnut
BBN	Bourbon	SHD	Shadow
BZW	Brazilwood	SLG	Slate Grey
BBL	Bridal Blanco	STU	Studio Teak
BRG	Brighton	VIN	Vintage
CLL	Collectors	WLH	Walnut Heights
DWH	Designer White	WEA	Weathered Ash
FLO	Florence Walnut		

##### Veneer

##### Cherry

BRL	Barley	EAR	Earthy
BBN	Bourbon	HRV	Harvest
BRG	Brighton	LGC	Legacy
CLL	Collectors	PRL	Praline
CLA	Classic	SAF	Saffron

##### Maple

ALE	Ale	FLX	Flax
BUT	Butterscotch	VEN	Venetian
CIN	Cinnamon		

##### Walnut - upcharge applies

AUB	Auburn	SIE	Sienna
ESP	Espresso	TOF	Toffee
MCH	Mocha	TRF	Truffle
NTO	Night Owl		

##### White Oak - upcharge applies

ACR	Acorn	POR	Porter
BUF	Buff	RYE	Rye
BUR	Burlap	SAD	Saddle
CHE	Chestnut	WWO	Whitewash
INK	Inkwell		

##### Walnut - upcharge applies

AUB	Auburn	SIE	Sienna
ESP	Espresso	TOF	Toffee
MCH	Mocha	TRF	Truffle
NTO	Night Owl		

##### White Oak - upcharge applies

ACR	Acorn	POR	Porter
BUF	Buff	RYE	Rye
BUR	Burlap	SAD	Saddle
CHE	Chestnut	WWO	Whitewash
INK	Inkwell		

- ④ See a selection of graded in fabric manufacturers and patterns on pages 20-28. Contact Customer Service for additional fabric options.

#### Specifications

- 3" diameter column - 14 guage steel
- ¾" thick steel base
- neoprene pad beneath the base to "self-level"
- table required field assembly and installation
- 1 ¾" thick worksurface with a bullnosed internal wood rim or pvc edge

#### ③ Wood Finish Options:

##### Maple

CAG	Aged Ash Coordinate	CGR	Graphite Coordinate
ALE	Ale	HRV	Harvest
AUB	Auburn	CHL	High Line Coordinate
BRL	Barley	CKC	Khaki Coordinate
CBE	Blonde Echo Coordinate	LGC	Legacy
BBN	Bourbon	MCH	Mocha
CBZ	Brazilwood Coordinate	NTO	Night Owl
BRG	Brighton	COA	Oatmeal Cookie Coordinate
BUT	Butterscotch	CPI	Pinnacle Walnut Coordinate
CIN	Cinnamon	PRL	Praline
CLA	Classic	SAF	Saffron
CCF	Coffee Coordinate	SIE	Sienna
CLL	Collectors	CST	Studio Teak Coordinate
CCR	Cremello Coordinate	TOF	Toffee
EAR	Earthy	TRF	Truffle
ESP	Espresso	VEN	Venetian
FLX	Flax	CVI	Vintage Coordinate
CFL	Florence Walnut Coordinate	CWH	Walnut Heights Coordinate
CFO	Fossil Coordinate	CWE	Weathered Ash Coordinate

##### Paint Color - Add \$36 list per item

BKD	Backdrop	GRV	Greek Villa
BFX	Black Fox	NET	Network Gray
BWH	Bright White	NWH	Nonchalant White
CGP	Cargo Pants	STM	Storm
CHT	Chatroom	TRC	Tricorn Black
FRR	French Roast		

Description	D	W	H	CTN WT	CU FT	❶ Model	List Price
Coat Hook	3 ⅞	2 ½	7	2	1	CVA0307WS-KNOB	\$194

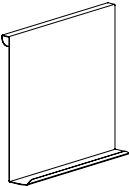


- maple knob standard
- walnut or white oak knob available, specify and add \$22 list
- supported by a metal hook
- maximum weight rating 10 lbs. (evenly distributed load)

GSA Contract SIN #33721

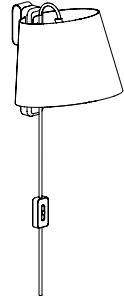
Markerboard

	4	20	19	15	2	CVA-MARKBOARD	\$388
--	---	----	----	----	---	---------------	-------



GSA Contract SIN #33721

Sconce Light	17 ½	15	22	9	4	CVA-SCONCE	\$495
--------------	------	----	----	---	---	------------	-------

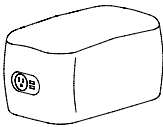


- supported by a metal hook
- 15" graphite fabric cord
- cord mounted rocker on/off switch - three prong plug fabric power cord
- on/off switch on cord 32" from light - field assembly required
- maximum 60 watt light bulb, NOT included/LED bulb recommended
- select Maharam Mode Shade Fabric Color
- maple sconce support standard
- walnut or white oak available, specify and add \$22 list

GSA Contract SIN #33721

Description	❶ Model	Specifications	List Price Per Grade
-------------	---------	----------------	----------------------

Power Bolster



CVA-BOLSTER

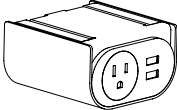
- use between modular units
- includes fastening hardware to attach to seating in the field
- optional power, specify and add \$245 list
- simplex receptacle and dual powered USB-A
- 102" graphite fabric cord
- specify black or white

GSA Contract SIN #33721

Dimensions	D	W	H
Overall	14 ½	8 ½	7 ½
Upholstery	Shipping		
COM Ydg	¾	Ctn Wt	15
COL Sq Ft	16	Cu Ft	1

- COM \$453
- A \$460
- B \$473
- COL/C \$496
- D \$526
- E \$556
- F \$602
- G \$651
- H \$704
- I \$786
- J \$885
- L1 \$687
- L2 \$753

Description	D	W	H	CTN WT	CU FT	① Model	List Price
Under Surface/Side Mount Power	3 5/8	3 5/8	2 1/8	3	1	EC47	\$391



- simplex receptacle and dual powered USB-A
- 108" graphite fabric cord
- specify black or white

GSA Contract SIN #33721

**To Order, Specify:****① Model Number**

- a.) Maple (M)
- b.) Walnut (WAL) - upcharge applies
- c.) White Oak (WOL) - upcharge applies

**③ Finish**

- a.) Maple Finish and Paint Color
- b.) Walnut Finish
- c.) White Oak Finish

**④ Fabric Selection - vendor, pattern and color****⑤ Lamp Shade - Maharam - Mode**

See [www.maharam.com/products](http://www.maharam.com/products) for color selection

**③ Wood Finish Options:****Maple**

CAG	Aged Ash Coordinate	CGR	Graphite Coordinate
ALE	Ale	HRV	Harvest
AUB	Auburn	CHL	High Line Coordinate
BRL	Barley	CKC	Khaki Coordinate
CBE	Blonde Echo Coordinate	LGC	Legacy
BBN	Bourbon	MCH	Mocha
CBZ	Brazilwood Coordinate	NTO	Night Owl
BRG	Brighton	COA	Oatmeal Cookie Coordinate
BUT	Butterscotch	CPI	Pinnacle Walnut Coordinate
CIN	Cinnamon	PRL	Praline
CLA	Classic	SAF	Saffron
CCF	Coffee Coordinate	SIE	Sienna
CLL	Collectors	CST	Studio Teak Coordinate
CCR	Cremello Coordinate	TOF	Toffee
EAR	Earthy	TRF	Truffle
ESP	Espresso	VEN	Venetian
FLX	Flax	CVI	Vintage Coordinate
CFL	Florence Walnut Coordinate	CWH	Walnut Heights Coordinate
CFO	Fossil Coordinate	CWE	Weathered Ash Coordinate

- ④** See a selection of graded in fabric manufacturers and patterns on pages 20-28. Contact Customer Service for additional fabric options.



Cabaret Order Check List:



Specify:

☐ 1. Model Number

☐ 2. Wood Species - Maple (M)

☐ 3. Wood Base Finish

☐ 4. Fabric Selection - vendor, pattern and color

☐ 5. Base Selection - wood base standard; specify wood finish

A. Black Polyurethane Base - no upcharge

B. Black Pneumatic Jury Base - add \$176 list

☐ 6. Optional Plastic Bumper Guard - add \$21 list

Example:

CR1275 (model #)	M (wood species)	AUB (finish wood base)	MOMENTUM (fabric vendor)	VOX (pattern name)	MYSTIC (pattern color)
---------------------	---------------------	---------------------------	-----------------------------	-----------------------	---------------------------

1. Model Number

2. Wood Species - Maple (M)

3. Wood Finish Options:

CAG	Aged Ash Coordinate	CGR	Graphite Coordinate
ALM	Ale Medium	HRV	Harvest
AUB	Auburn	CHL	High Line Coordinate
BRL	Barley	CKC	Khaki Coordinate
CBE	Blonde Echo Coordinate	LGC	Legacy
BBM	Bourbon Medium	MCH	Mocha
CBZ	Brazilwood Coordinate	NTO	Night Owl
BRM	Brighton Medium	COA	Oatmeal Cookie Coordinate
BUT	Butterscotch	CPI	Pinnacle Walnut Coordinate
CIN	Cinnamon	PRL	Praline
CLA	Classic	SAF	Saffron
CCF	Coffee Coordinate	SIE	Sienna
CLL	Collectors	CST	Studio Teak Coordinate
CCR	Cremello Coordinate	TOF	Toffee
EAR	Earthy	TRF	Truffle
ESP	Espresso	VEN	Venetian
FLX	Flax	CVI	Vintage Coordinate
CFL	Florence Walnut Coordinate	CWH	Walnut Heights Coordinate
CFO	Fossil Coordinate	CWE	Weathered Ash Coordinate

4. Fabric Selection - Please supply the following:  
Fabric vendor  
Pattern name  
Pattern color

For a complete list of JSI Graded-In Fabric click here

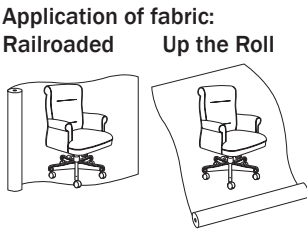
When specifying contrasting upholstery, indicate clearly which upholstery is to be applied to the seat, back and arms. Use higher grade pricing.

- Indicate direction of fabric - Railroaded or Up the Roll
- Please provide illustration, if available

All COM orders must include the following:


- Vendor's name, pattern name and color
- Sample of the fabric attached to order
- Model numbers of items for fabric application
- Special application instructions (e.g., all stripes will be applied front to back unless specified otherwise)
- Customer and purchase order number

Ship prepaid COM material to:  
JSI  
Attn: COM Department  
201 East Martin Street  
Receiving B, Dock 71  
Orleans, IN 47452





All COM orders will ship at standard lead time from receipt of COM except for orders requiring special custom matched finishes.

5. Base Selection - wood base standard; specify wood finish  
A. Black polyurethane base - no upcharge  
B. Black pneumatic jury base - add \$176 list



6. Optional Plastic Bumper Guard - add \$21 list

Description	1 Model	Specifications	List Price Per Grade
<b>Executive Swivel</b> 	<b>CR1275</b> • overall height range is 44 ½ – 48 • seat height range is 20 – 23 • arm height range is 27 ½ – 30 ½  GSA Contract SIN #33721	<b>Dimensions</b>	COM \$1,767
		Overall 26 28 48	A \$1,808
		Seat 19 ½ 19 23	B \$1,887
		Arm 30 ½	COL/C \$2,026
		<b>Upholstery</b>	D \$2,205
		<b>Shipping</b>	E \$2,385
		COM Ydg 4 Ctn Wt 60	F \$2,572
		COL Sq Ft 72 Cu Ft 19	G \$2,841
			H \$3,126
			I \$3,573
<b>Management Swivel</b> 	<b>CR1270</b> • overall height range is 39 ½ – 43 • seat height range is 20 – 23 • arm height range is 27 ½ – 30 ½  GSA Contract SIN #33721	<b>Dimensions</b>	COM \$1,702
		Overall 26 28 43	A \$1,743
		Seat 19 ½ 19 23	B \$1,822
		Arm 30 ½	COL/C \$1,962
		<b>Upholstery</b>	D \$2,142
		<b>Shipping</b>	E \$2,321
		COM Ydg 4 Ctn Wt 55	F \$2,509
		COL Sq Ft 72 Cu Ft 19	G \$2,777
			H \$3,063
			I \$3,511
			J \$4,048
			L1 \$2,831
			L2 \$3,116

**To Order, Specify:**

- 1 Model Number
- 2 Wood Species - Maple (M)
- 3 Wood Base Finish
- 4 Fabric Selection - vendor, pattern and color
- 5 Base Selection - wood base standard; specify wood finish
  - A. Black Polyurethane Base - no upcharge
  - B. Black Pneumatic Jury Base - add \$176 list
- 6 Optional Plastic Bumper Guard - add \$21 list

**3 Wood Finish/Color Options:**

Maple			
CAG	Aged Ash Coordinate	CGR	Graphite Coordinate
ALM	Ale Medium	HRV	Harvest
AUB	Auburn	CHL	High Line Coordinate
BRL	Barley	CKC	Khaki Coordinate
CBE	Blonde Echo Coordinate	LGC	Legacy
BBM	Bourbon Medium	MCH	Mocha
CBZ	Brazilwood Coordinate	NTD	Night Owl
BRM	Brighton Medium	COA	Oatmeal Cook Coordinate
BUT	Butterscotch	CPI	Pinnacle Walnut Coordinate
CIN	Cinnamon	PRL	Praline
CLA	Classic	SAF	Saffron
CCF	Coffee Coordinate	SIE	Sienna
CLL	Collectors	CST	Studio Teak Coordinate
CCR	Cremello Coordinate	TOF	Toffee
EAR	Earthy	TRF	Truffle
ESP	Espresso	VEN	Venetian
FLX	Flax	CVI	Vintage Coordinate
CFL	Florence Walnut Coordinate	CWH	Walnut Heights Coordinate
CFO	Fossil Coordinate	CWE	Weathered Ash Coordinate

- 4 See a selection of graded in fabric manufacturers and patterns on pages 20-28. Contact Customer Service for additional fabric options.

**Specifications**

- Wood species - Maple.
- Seat has synthetic sheet webbing and 4" polyurethane foam.
- Back has polypropylene webbing and 2" polyurethane foam and integrated lumbar support.
- Arms have ½" polyurethane foam.
- Swivel models revolve, adjusts for height and tension, have knee-tilt with a non-tilt locking mechanism and wood base with antique brass hood over dual wheel casters.
- Spiral grooved hardwood dowels with corner blocks, glue and screws.

Cabaret Order Check List:



Specify:

☐ 1. Model Number

☐ 2. Wood Species - Maple (M)

☐ 3. Wood Leg Finish

☐ 4. Fabric Selection - vendor, pattern and color

☐ 5. Optional Rubber Cushion Nylon Glides - no upcharge

Example:

CR1271	M	AUB	MOMENTUM	VOX	MYSTIC
(model #)	(wood species)	(finish wood legs)	(fabric vendor)	(pattern name)	(pattern color)

1. Model Number

2. Wood Species - Maple (M)

3. Wood Leg Finish Options:

CAG	Aged Ash Coordinate	CGR	Graphite Coordinate
ALM	Ale Medium	HRV	Harvest
AUB	Auburn	CHL	High Line Coordinate
BRL	Barley	CKC	Khaki Coordinate
CBE	Blonde Echo Coordinate	LGC	Legacy
BBM	Bourbon Medium	MCH	Mocha
CBZ	Brazilwood Coordinate	NTO	Night Owl
BRM	Brighton Medium	COA	Oatmeal Cookie Coordinate
BUT	Butterscotch	CPI	Pinnacle Walnut Coordinate
CIN	Cinnamon	PRL	Praline
CLA	Classic	SAF	Saffron
CCF	Coffee Coordinate	SIE	Sienna
CLL	Collectors	CST	Studio Teak Coordinate
CCR	Cremello Coordinate	TOF	Toffee
EAR	Earthy	TRF	Truffle
ESP	Espresso	VEN	Venetian
FLX	Flax	CVI	Vintage Coordinate
CFL	Florence Walnut Coordinate	CWH	Walnut Heights Coordinate
CFO	Fossil Coordinate	CWE	Weathered Ash Coordinate

4. Fabric Selection - Please supply the following:

- Fabric vendor
- Pattern name
- Pattern color

For a complete list of JSI Graded-In Fabric click here

When specifying contrasting upholstery, indicate clearly which upholstery is to be applied to the seat, back and arms. Use higher grade pricing.

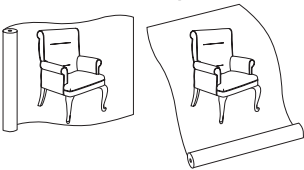
- Indicate direction of fabric - Railroaded or Up the Roll
- Please provide illustration, if available.

All COM orders must include the following:

- Vendor's name, pattern name and color
- Sample of the fabric attached to order
- Model numbers of items for fabric application
- Special application instructions (e.g., all stripes will be applied front to back unless specified otherwise)
- Customer and purchase order number


Ship prepaid COM material to:  
JSI  
Attn: COM Department  
201 East Martin Street  
Receiving B, Dock 71  
Orleans, IN 47452

Application of fabric:  
Railroaded      Up the Roll



All COM orders will ship at standard lead time from receipt of COM except for orders requiring special custom matched finishes.

5. Optional Rubber Cushion Nylon Glides - no upcharge

Description	1 Model	Specifications				List Price Per Grade	
<div>Guest Chair</div> <div><div>NOW!</div></div>	<div>CR1271</div> <div>GSA Contract SIN #33721</div>	Dimensions	D	W	H	COM	\$1,412
		Overall	31	29	38	A	\$1,453
		Seat	19 ½	19	19 ½	B	\$1,533
		Arm			27	COL/C	\$1,671
		Upholstery	Shipping			D	\$1,850
		COM Ydg	4	Ctn Wt	40	E	\$2,029
		COL Sq Ft	72	Cu Ft	14	F	\$2,218
						G	\$2,486
						H	\$2,772
						I	\$3,219
				J	\$3,757		
				L1	\$2,540		
				L2	\$2,826		

### To Order, Specify:

- 1 Model Number
- 2 Wood Species - Maple (M)
- 3 Wood Base Finish
- 4 Fabric Selection - vendor, pattern and color
- 5 Optional Plastic Bumper Guard - add \$21 list

When ordering Quickship products, place a "Q" in front of model number.  
 Example: QCR1271

*Need it.*  
 JSI Quickship

**NOW!**

### 3 Wood Finish/Color Options:

<b>Maple</b>		<b>CGR</b>	Graphite Coordinate
<b>CAG</b>	Aged Ash Coordinate	<b>HRV</b>	Harvest
<b>ALM</b>	Ale Medium	<b>CHL</b>	High Line Coordinate
<b>AUB</b>	Auburn	<b>CKC</b>	Khaki Coordinate
<b>BRL</b>	Barley	<b>LGC</b>	Legacy
<b>CBE</b>	Blonde Echo Coordinate	<b>MCH</b>	Mocha
<b>BBM</b>	Bourbon Medium	<b>NTD</b>	Night Owl
<b>CBZ</b>	Brazilwood Coordinate	<b>COA</b>	Oatmeal Cook Coordinate
<b>BRM</b>	Brighton Medium	<b>CPI</b>	Pinnacle Walnut Coordinate
<b>BUT</b>	Butterscotch	<b>PRL</b>	Praline
<b>CIN</b>	Cinnamon	<b>SAF</b>	Saffron
<b>CLA</b>	Classic	<b>SIE</b>	Sienna
<b>CCF</b>	Coffee Coordinate	<b>CST</b>	Studio Teak Coordinate
<b>CLL</b>	Collectors	<b>TOF</b>	Toffee
<b>CCR</b>	Cremello Coordinate	<b>TRF</b>	Truffle
<b>EAR</b>	Earthy	<b>VEN</b>	Venetian
<b>ESP</b>	Espresso	<b>CVI</b>	Vintage Coordinate
<b>FLX</b>	Flax	<b>CWH</b>	Walnut Heights Coordinate
<b>CFL</b>	Florence Walnut Coordinate	<b>CWE</b>	Weathered Ash Coordinate
<b>CFO</b>	Fossil Coordinate		

- 4 See a selection of graded in fabric manufacturers and patterns on pages 20-28. Contact Customer Service for additional fabric options.

### Specifications

- Wood species - Maple.
- Seat has synthetic sheet webbing and 4" polyurethane foam.
- Back has polypropylene webbing and 2" polyurethane foam and integrated lumbar support.
- Arms have ½" polyurethane foam.
- Spiral grooved hardwood dowels with corner blocks, glue and screws.
- Standard with rubber cushion metal glides.

Collective Motion Seating Order Check List:



Specify:

☐ 1. Model Number

☐ 2. Wood Species - Maple (M)

☐ 3. Wood Finish

☐ 4. Fabric Selection - vendor, pattern and color

Example:

CM4552	M	AUB	MOMENTUM	VOX	MYSTIC
(model #)	(wood species)	(finish)	(fabric vendor)	(pattern name)	(pattern color)

1. Model Number

2. Wood Species - Maple (M)

3. Wood Finish Options:

ALM	Ale Medium	HRV	Harvest
AUB	Auburn	LGC	Legacy
BBM	Bourbon Medium	MCH	Mocha
BRM	Brighton Medium	NTO	Night Owl
BUT	Butterscotch	PRL	Praline
CIN	Cinnamon	SAF	Saffron
CLA	Classic	SIE	Sienna
CLL	Collectors	TOF	Toffee
EAR	Earthy	TRF	Truffle
ESP	Espresso	VEN	Venetian
FLX	Flax		

4. Fabric Selection - Please supply the following:

Fabric vendor

Pattern name

Pattern color

[For a complete list of JSI Graded-In Fabric click here](#)

When specifying contrasting upholstery, indicate clearly which upholstery is to be applied to the seat, back, surround, seat/back and bolster. Use higher grade pricing.

- Indicate direction of fabric - Railroaded or Up the Roll
- Please provide illustration, if available

- All COM orders must include the following:**
- Vendor's name, pattern name and color
  - Sample of the fabric attached to order
  - Model numbers of items for fabric application
  - Special application instructions (e.g., all stripes will be applied front to back unless specified otherwise)
  - Customer and purchase order number

Ship prepaid COM material to:

JSI

Attn: COM Department

201 East Martin Street


Receiving B, Dock 71


Orleans, IN 47452

Application of fabric:

Railroaded

Up the Roll





All COM orders will ship at standard lead time from receipt of COM except for orders requiring special custom matched finishes.

## Collective Motion Tables Order Check List:



### Specify:

- ☐ 1. Model Number
- ☐ 2. Top Style
- ☐ 3. Wood Species - Cherry (CH1), Maple (MA1) or Walnut (WA1)
- ☐ 4. Wood Finish
- ☐ 5. Fabric Selection - vendor, pattern and color

### Example:

<b>ORTL4536-18</b> (model #)	<b>A1</b> (top style)	<b>MA1</b> (wood species)	<b>ALM</b> (finish)
---------------------------------	--------------------------	------------------------------	------------------------

#### 1. Model Number

#### 2. Top Style



Wood with Straight Edge (A1)



Wood with Reversed Bevel Edge (A9)



White Laminate Top with Bright White Reversed Bevel Edge (A10)



Back Painted Glass Top with "Write-On-It" Glossy Glass Top feature with Bright White Reversed Bevel Edge (G2)



Frosted Back Painted Glass Top with Bright White Reversed Bevel Edge (G3)

#### 3. Wood Species - Cherry (CH1), Maple (MA1) or Walnut (WA1)

#### 4. Wood Finish Options:

##### Cherry - Flat Cut

BRL Barley  
BBM Bourbon Medium  
BRM Brighton Medium  
CLA Classic  
CLL Collectors  
EAR Earthy  
HRV Harvest  
LGC Legacy  
PRL Praline  
SAF Saffron

#### 4. Wood Finish Options:

##### Maple - Flat Cut

ALM Ale Medium  
BUT Butterscotch  
CIN Cinnamon  
FLX Flax  
VEN Venetian

##### Walnut - Flat Cut

AUB Auburn  
ESP Espresso  
MCH Mocha  
NTO Night Owl  
SIE Sienna  
TOF Toffee  
TRF Truffle

#### 4. Fabric Selection - Please supply the following:

Fabric vendor  
Pattern name  
Pattern color

[For a complete list of JSI Graded-In Fabric click here](#)

*Note: Fabric ran railroaded on cushions.*

#### All COM orders must include the following:

- Vendor's name, pattern name and color
- Sample of the fabric attached to order
- Model numbers of items for fabric application

Special application instructions (e.g., all stripes will be applied front to back unless specified otherwise)

- Customer and purchase order number

#### Ship prepaid COM

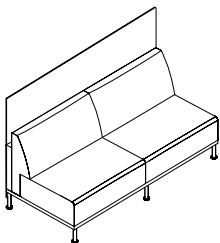
material to:

JSI  
Attn: COM Department  
201 East Martin Street  
Receiving B, Dock 71  
Orleans, IN 47452

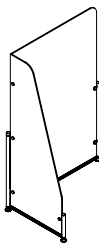
All COM orders will ship at standard lead time from receipt of COM except for orders requiring special custom matched finishes.

Privacy Screens

Satin White frosted acrylic privacy screens are affixed to other products or available as a freestanding unit.



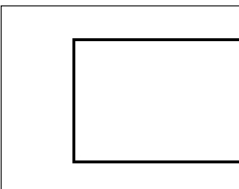
Two Seat with Screen



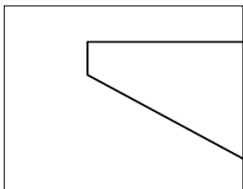
Privacy Screen

Huddle and Meeting Table Tops Styles

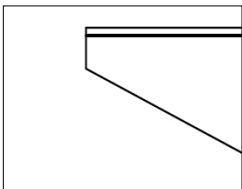
The Collective Motion collaborative tables offer three edge details and four top styles. The back painted glass top with “Write-On-It” glossy glass features a white-board and can be written on with erasable white-board markers.



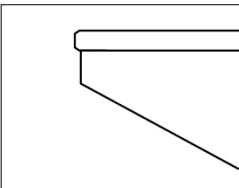
A1  
Wood with Straight Edge  
standard, no upcharge



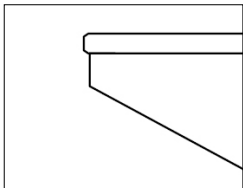
A9  
Wood with Reversed  
Bevel Edge  
no upcharge



A10  
White Laminate Top with Bright  
White Reversed Bevel Edge  
no upcharge



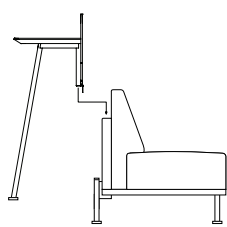
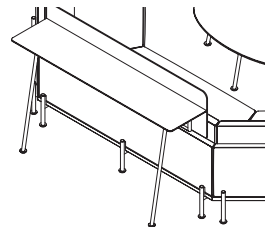
G2  
Back Painted Glass Top with  
“Write-On-It” Glossy Glass Top  
feature with Bright White Reversed  
Bevel Edge  
add upcharge  
(refer to specific models for pricing)



G3  
Frosted Back Painted Glass with  
Bright White Reversed Bevel Edge  
add upcharge  
(refer to specific models for pricing)

Attaching Console Table

The console table attaches effortlessly via a mounting hook which fits snugly between the seat back and the upholstered wrap frame.



**Seating Material Options**

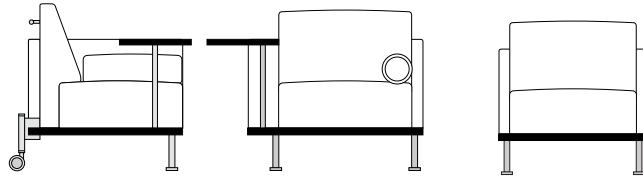
This form must accompany order when specifying contrasting or complementary upholstery.

**Call for yardage and pricing.**

Areas shown in black are maple wood species and requires a finish specification.

Areas (a), (b) and (c) are upholstery and can be specified in contrasting fabric or leather.

Legs, casters and handles are finished in Arctic Silver.



**Lounge**

Model Number: \_\_\_\_\_

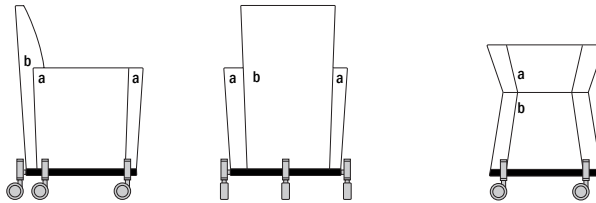
Finish: \_\_\_\_\_

Surround (a): \_\_\_\_\_

Seat (b): \_\_\_\_\_

Back (c): \_\_\_\_\_

Bolster (d): \_\_\_\_\_



**Mobile Stool**

Model Number: \_\_\_\_\_

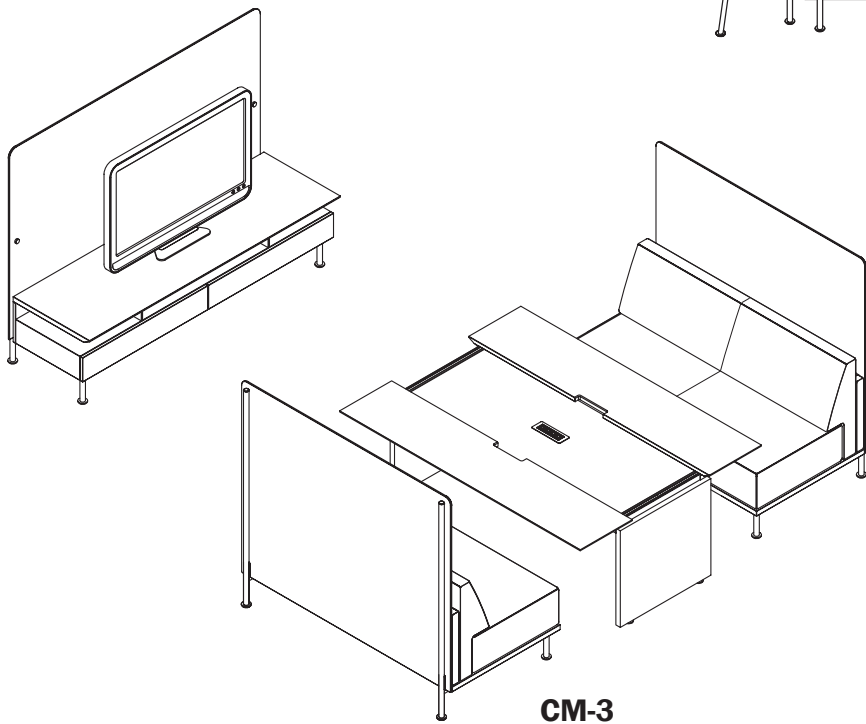
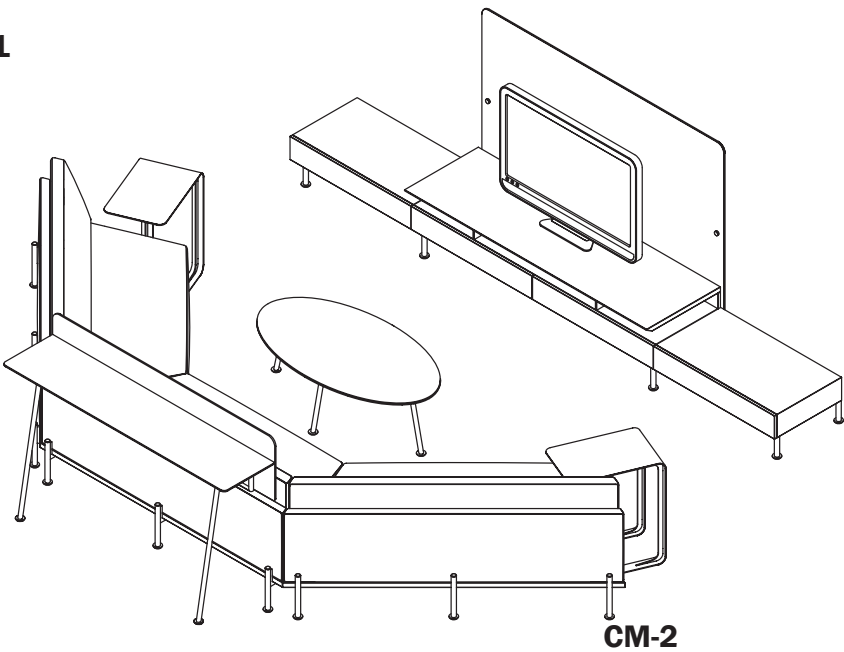
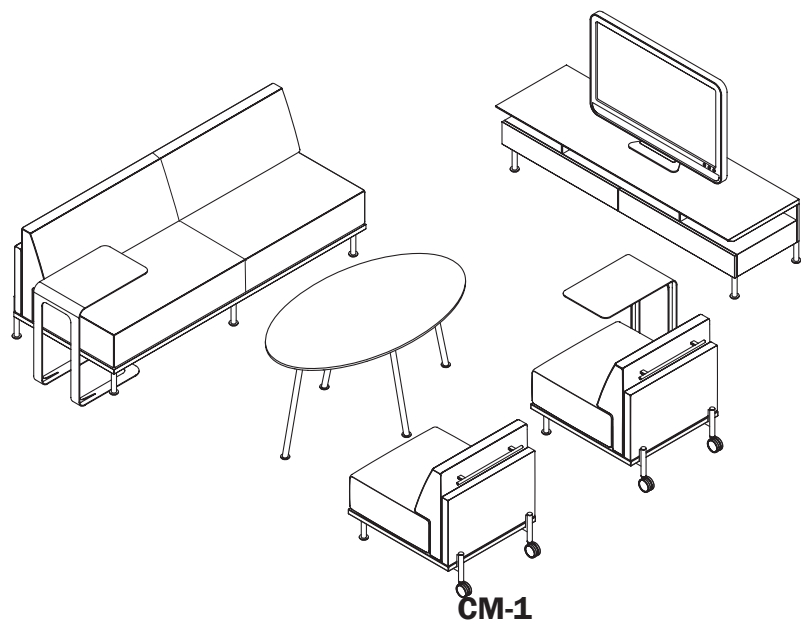
Finish: \_\_\_\_\_

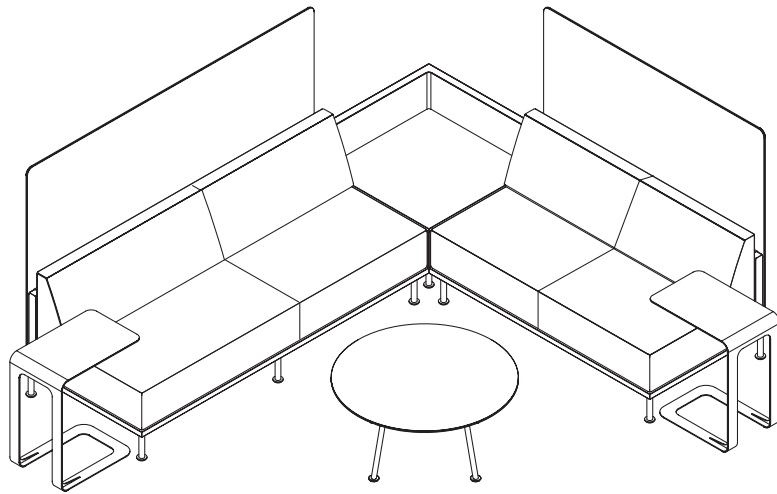
Seat/Top (a): \_\_\_\_\_

Back/Bottom (b): \_\_\_\_\_

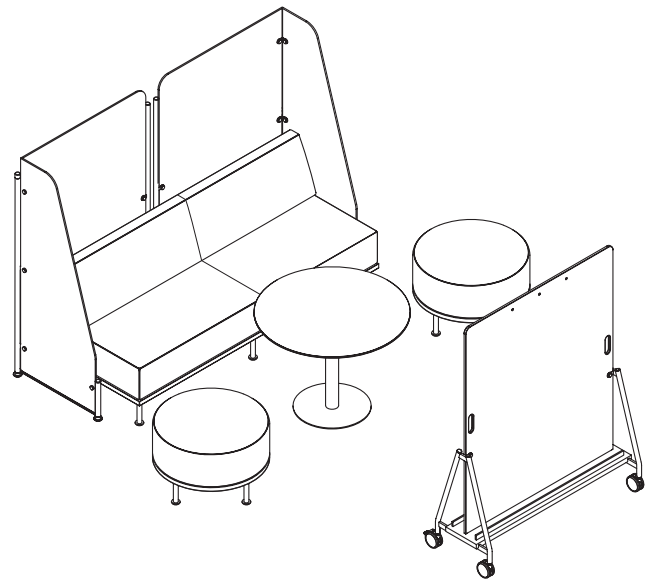
photo copy or scan







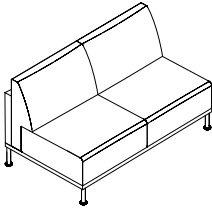
**CM-5**



**CM-6**

Description	① Model	Specifications	List Price Per Grade																												
Single Seat	CM4552	<table><tr><th>Dimensions</th><th>D</th><th>W</th><th>H</th></tr><tr><td>Overall</td><td>33</td><td>31 ½</td><td>32</td></tr><tr><td>Seat</td><td>20</td><td>27</td><td>17 ½</td></tr><tr><td>Arm</td><td></td><td></td><td>26</td></tr><tr><th>Upholstery</th><th colspan="3">Shipping</th></tr><tr><td>COM Ydg</td><td>6 ½</td><td>Ctn Wt</td><td>97</td></tr><tr><td>COL Sq Ft</td><td>130</td><td>Cu Ft</td><td>23</td></tr></table>	Dimensions	D	W	H	Overall	33	31 ½	32	Seat	20	27	17 ½	Arm			26	Upholstery	Shipping			COM Ydg	6 ½	Ctn Wt	97	COL Sq Ft	130	Cu Ft	23	COM \$2,971 A \$3,038 B \$3,167 COL/C \$3,392 D \$3,684 E \$3,974 F \$4,281 G \$4,717 H \$5,182 I \$5,908 J \$6,779 L1 \$5,037 L2 \$5,559
Dimensions	D	W	H																												
Overall	33	31 ½	32																												
Seat	20	27	17 ½																												
Arm			26																												
Upholstery	Shipping																														
COM Ydg	6 ½	Ctn Wt	97																												
COL Sq Ft	130	Cu Ft	23																												
Single Seat	CM4550	<table><tr><th>Dimensions</th><th>D</th><th>W</th><th>H</th></tr><tr><td>Overall</td><td>33</td><td>27</td><td>32</td></tr><tr><td>Seat</td><td>20</td><td>27</td><td>17 ½</td></tr><tr><th>Upholstery</th><th colspan="3">Shipping</th></tr><tr><td>COM Ydg</td><td>4 ½</td><td>Ctn Wt</td><td>73</td></tr><tr><td>COL Sq Ft</td><td>90</td><td>Cu Ft</td><td>20</td></tr></table>	Dimensions	D	W	H	Overall	33	27	32	Seat	20	27	17 ½	Upholstery	Shipping			COM Ydg	4 ½	Ctn Wt	73	COL Sq Ft	90	Cu Ft	20	COM \$2,569 A \$2,615 B \$2,704 COL/C \$2,864 D \$3,063 E \$3,264 F \$3,477 G \$3,780 H \$4,100 I \$4,603 J \$5,206 L1 \$3,998 L2 \$4,362				
Dimensions	D	W	H																												
Overall	33	27	32																												
Seat	20	27	17 ½																												
Upholstery	Shipping																														
COM Ydg	4 ½	Ctn Wt	73																												
COL Sq Ft	90	Cu Ft	20																												
Single Seat	CM4552R CM4552L	<table><tr><th>Dimensions</th><th>D</th><th>W</th><th>H</th></tr><tr><td>Overall</td><td>33</td><td>35 ¼</td><td>32</td></tr><tr><td>Seat</td><td>20</td><td>27</td><td>17 ½</td></tr><tr><td>Arm</td><td></td><td></td><td>26</td></tr><tr><th>Upholstery</th><th colspan="3">Shipping</th></tr><tr><td>COM Ydg</td><td>5 ½</td><td>Ctn Wt</td><td>103</td></tr><tr><td>COL Sq Ft</td><td>110</td><td>Cu Ft</td><td>26</td></tr></table>	Dimensions	D	W	H	Overall	33	35 ¼	32	Seat	20	27	17 ½	Arm			26	Upholstery	Shipping			COM Ydg	5 ½	Ctn Wt	103	COL Sq Ft	110	Cu Ft	26	COM \$3,277 A \$3,332 B \$3,443 COL/C \$3,635 D \$3,879 E \$4,125 F \$4,385 G \$4,753 H \$5,147 I \$5,762 J \$6,499 L1 \$5,025 L2 \$5,467
Dimensions	D	W	H																												
Overall	33	35 ¼	32																												
Seat	20	27	17 ½																												
Arm			26																												
Upholstery	Shipping																														
COM Ydg	5 ½	Ctn Wt	103																												
COL Sq Ft	110	Cu Ft	26																												
Single Seat	CM4555	<table><tr><th>Dimensions</th><th>D</th><th>W</th><th>H</th></tr><tr><td>Overall</td><td>33</td><td>27</td><td>32</td></tr><tr><td>Seat</td><td>20 ½</td><td>27</td><td>17 ½</td></tr><tr><th>Upholstery</th><th colspan="3">Shipping</th></tr><tr><td>COM Ydg</td><td>4 ½</td><td>Ctn Wt</td><td>79</td></tr><tr><td>COL Sq Ft</td><td>90</td><td>Cu Ft</td><td>20</td></tr></table>	Dimensions	D	W	H	Overall	33	27	32	Seat	20 ½	27	17 ½	Upholstery	Shipping			COM Ydg	4 ½	Ctn Wt	79	COL Sq Ft	90	Cu Ft	20	COM \$2,926 A \$2,970 B \$3,060 COL/C \$3,217 D \$3,418 E \$3,619 F \$3,831 G \$4,133 H \$4,455 I \$4,960 J \$5,561 L1 \$4,356 L2 \$4,717				
Dimensions	D	W	H																												
Overall	33	27	32																												
Seat	20 ½	27	17 ½																												
Upholstery	Shipping																														
COM Ydg	4 ½	Ctn Wt	79																												
COL Sq Ft	90	Cu Ft	20																												

Two Seat



Model

CM4575

- upholstered surround, seat and back
- armless
- legs feature slider glides for easy mobility
- linking brackets available, specify and add \$85 list
- corner table available for linking configurations, see page 190

Excluded from GSA Contract


Specifications

Dimensions	D	W	H
Overall	33	60	32
Seat	20 ½	60	17 ½
Upholstery		Shipping	
COM Ydg	8 ¾	Ctn Wt	145
COL Sq Ft	175	Cu Ft	43

List Price Per Grade

COM	\$3,297
A	\$3,384
B	\$3,560
COL/C	\$3,861
D	\$4,253
E	\$4,645
F	\$5,058
G	\$5,643
H	\$6,271
I	\$7,249
J	\$8,421
L1	\$6,075
L2	\$6,778

Three Seat



Model

CM4585

- upholstered surround, seat and back
- armless
- legs feature slider glides for easy mobility
- linking brackets available, specify and add \$85 list
- corner table available for linking configurations, see page 190

Excluded from GSA Contract

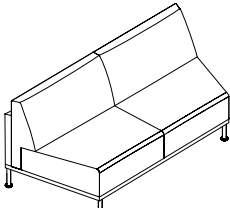
Specifications

Dimensions	D	W	H
Overall	33	78	32
Seat	20 ½	78	17 ½
Upholstery		Shipping	
COM Ydg	9	Ctn Wt	198
COL Sq Ft	180	Cu Ft	55

List Price Per Grade

COM	\$4,389
A	\$4,479
B	\$4,657
COL/C	\$4,970
D	\$5,372
E	\$5,774
F	\$6,200
G	\$6,803
H	\$7,446
I	\$8,452
J	\$9,660
L1	\$7,247
L2	\$7,971

Two Seat Huddle



Model

CM4572

- huddle unit cannot connect to modular units with a flat end, but can connect to other huddle units
- upholstered surround, seat and back
- armless
- legs feature slider glides for easy mobility
- seat front width: 46 ¾"
- linking brackets included

Excluded from GSA Contract

Specifications

Dimensions	D	W	H
Overall	33	72	32
Seat	20 ½	46 ½	17 ½
Upholstery		Shipping	
COM Ydg	8 ¾	Ctn Wt	178
COL Sq Ft	175	Cu Ft	50

List Price Per Grade

COM	\$4,055
A	\$4,143
B	\$4,317
COL/C	\$4,621
D	\$5,012
E	\$5,403
F	\$5,818
G	\$6,402
H	\$7,030
I	\$8,007
J	\$9,180
L1	\$6,834
L2	\$7,537

**To Order, Specify:**

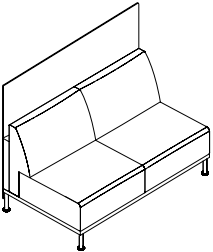
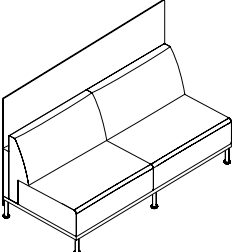
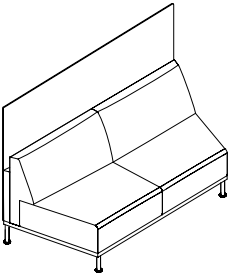
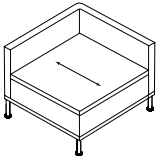
- 1 Model Number
- 2 Wood Species - Maple (M)
- 3 Wood Finish
- 4 Fabric Selection - vendor, pattern and color

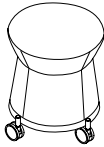
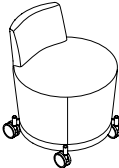

### ③ Wood Finish/Color Options:

Maple			
ALM	Ale Medium	FLX	Flax
AUB	Auburn	HRV	Harvest
BRL	Barley	LGC	Legacy
BBM	Bourbon Medium	MCH	Mocha
BRM	Brighton Medium	NTO	Night Owl
BUT	Butterscotch	PRL	Praline
CIN	Cinnamon	SAF	Saffron
CLA	Classic	SIE	Sienna
CLL	Collectors	TOF	Toffee
EAR	Earthy	TRF	Truffle
ESP	Espresso	VEN	Venetian

## Specifications

- Base wood species - Maple.
- Frame interior is upholstery grade plywood with glued solid hardwood cross members reinforced with wood screws.
- Seat has synthetic sheet webbing with cross strap and high resiliency seat polyurethane multi-density foam.
- Back has polypropylene webbing and multi-density polyurethane foam.
- Arctic Silver tubular steel legs.

Description	① Model	Specifications	List Price Per Grade
Two Seat with Fixed Screen 	<b>CM4575-PS</b> · upholstered surround, seat and back · armless · legs feature slider glides for easy mobility  Excluded from GSA Contract	<b>Dimensions</b>	<b>COM</b> \$4,640
		<b>D</b> 33 <b>W</b> 60 <b>H</b> 55	<b>A</b> \$4,726
		<b>Seat</b> 20 ½ <b>W</b> 60 <b>H</b> 17 ½	<b>B</b> \$4,901
		<b>Upholstery</b>	<b>COL/C</b> \$5,205
		<b>Shipping</b>	<b>D</b> \$5,595
		<b>COM Ydg</b> 8 ¾ <b>Ctn Wt</b> 281	<b>E</b> \$5,988
		<b>COL Sq Ft</b> 175 <b>Cu Ft</b> 72	<b>F</b> \$6,400
			<b>G</b> \$6,987
			<b>H</b> \$7,613
			<b>I</b> \$8,591
			<b>J</b> \$9,765
			<b>L1</b> \$7,417
			<b>L2</b> \$8,121
Three Seat with Fixed Screen 	<b>CM4585-PS</b> · upholstered surround, seat and back · armless · legs feature slider glides for easy mobility · linking brackets available, specify and add \$85 list  Excluded from GSA Contract	<b>Dimensions</b>	<b>COM</b> \$5,731
		<b>D</b> 33 <b>W</b> 78 <b>H</b> 55	<b>A</b> \$5,821
		<b>Seat</b> 20 ½ <b>W</b> 78 <b>H</b> 17 ½	<b>B</b> \$6,000
		<b>Upholstery</b>	<b>COL/C</b> \$6,312
		<b>Shipping</b>	<b>D</b> \$6,715
		<b>COM Ydg</b> 9 <b>Ctn Wt</b> 325	<b>E</b> \$7,118
		<b>COL Sq Ft</b> 180 <b>Cu Ft</b> 93	<b>F</b> \$7,541
			<b>G</b> \$8,145
			<b>H</b> \$8,788
			<b>I</b> \$9,795
			<b>J</b> \$11,001
			<b>L1</b> \$8,589
			<b>L2</b> \$9,313
Two Seat Huddle with Fixed Screen 	<b>CM4572-PS</b> · huddle unit cannot connect to modular units with a flat end, but can connect to other huddle units · upholstered surround, seat and back · armless · legs feature slider glides for easy mobility · seat front width: 46 ½" · linking brackets included  Excluded from GSA Contract	<b>Dimensions</b>	<b>COM</b> \$5,399
		<b>D</b> 33 <b>W</b> 72 <b>H</b> 55	<b>A</b> \$5,486
		<b>Seat</b> 20 ½ <b>W</b> 46 ½ <b>H</b> 17 ½	<b>B</b> \$5,661
		<b>Upholstery</b>	<b>COL/C</b> \$5,965
		<b>Shipping</b>	<b>D</b> \$6,356
		<b>COM Ydg</b> 8 ¾ <b>Ctn Wt</b> 304	<b>E</b> \$6,746
		<b>COL Sq Ft</b> 175 <b>Cu Ft</b> 86	<b>F</b> \$7,161
			<b>G</b> \$7,747
			<b>H</b> \$8,373
			<b>I</b> \$9,351
			<b>J</b> \$10,525
			<b>L1</b> \$8,177
			<b>L2</b> \$8,880
Corner Table 	<b>CM4531</b> · upholstered surround · wood top and chasis · use with units 4555, 4575, 4585 · legs feature slider glides for easy mobility · linking brackets included  Excluded from GSA Contract	<b>Dimensions</b>	<b>COM</b> \$3,275
		<b>D</b> 33 <b>W</b> 33 <b>H</b> 26	<b>A</b> \$3,305
		<b>Upholstery</b>	<b>B</b> \$3,365
		<b>Shipping</b>	<b>COL/C</b> \$3,470
		<b>COM Ydg</b> 3 <b>Ctn Wt</b> 122	<b>D</b> \$3,603
		<b>COL Sq Ft</b> 60 <b>Cu Ft</b> 20	<b>E</b> \$3,736
			<b>F</b> \$3,879
			<b>G</b> \$4,080
			<b>H</b> \$4,295
			<b>I</b> \$4,630
			<b>J</b> \$5,032
			<b>L1</b> \$4,227
			<b>L2</b> \$4,469

Description	① Model	Specifications	List Price Per Grade																												
<div>Mini Mobile Stool</div> <div></div>	<div>CM4517</div> <div><ul style="list-style-type: none"><li>· upholstered seat</li><li>· four casters</li><li>· non-locking</li></ul></div> <div>GSA Contract SIN #33721</div>	<table><tr><th>Dimensions</th><th>D</th><th>W</th><th>H</th></tr><tr><td>Overall</td><td>18 ¾</td><td>18 ¾</td><td>20 ½</td></tr><tr><th>Upholstery</th><th colspan="3">Shipping</th></tr><tr><td>COM Ydg</td><td>1 ¼</td><td>Ctn Wt</td><td>31</td></tr><tr><td>COL Sq Ft</td><td>25</td><td>Cu Ft</td><td>5</td></tr></table>	Dimensions	D	W	H	Overall	18 ¾	18 ¾	20 ½	Upholstery	Shipping			COM Ydg	1 ¼	Ctn Wt	31	COL Sq Ft	25	Cu Ft	5	<div>COM \$1,151</div> <div>A \$1,164</div> <div>B \$1,190</div> <div>COL/C \$1,233</div> <div>D \$1,287</div> <div>E \$1,344</div> <div>F \$1,404</div> <div>G \$1,485</div> <div>H \$1,576</div> <div>I \$1,716</div> <div>J \$1,883</div> <div>L1 \$1,548</div> <div>L2 \$1,649</div>								
Dimensions	D	W	H																												
Overall	18 ¾	18 ¾	20 ½																												
Upholstery	Shipping																														
COM Ydg	1 ¼	Ctn Wt	31																												
COL Sq Ft	25	Cu Ft	5																												
<div>Mini Mobile Stool with Backrest</div> <div></div>	<div>CM4519</div> <div><ul style="list-style-type: none"><li>· upholstered seat and backrest</li><li>· backrest is 8" high</li><li>· five casters</li><li>· non-locking</li></ul></div> <div>GSA Contract SIN #33721</div>	<table><tr><th>Dimensions</th><th>D</th><th>W</th><th>H</th></tr><tr><td>Overall</td><td>22</td><td>21</td><td>25</td></tr><tr><td>Seat</td><td>16 ½</td><td>21</td><td>17</td></tr><tr><td>Arm</td><td></td><td></td><td></td></tr><tr><th>Upholstery</th><th colspan="3">Shipping</th></tr><tr><td>COM Ydg</td><td>2</td><td>Ctn Wt</td><td>35</td></tr><tr><td>COL Sq Ft</td><td>40</td><td>Cu Ft</td><td>8</td></tr></table>	Dimensions	D	W	H	Overall	22	21	25	Seat	16 ½	21	17	Arm				Upholstery	Shipping			COM Ydg	2	Ctn Wt	35	COL Sq Ft	40	Cu Ft	8	<div>COM \$1,646</div> <div>A \$1,666</div> <div>B \$1,705</div> <div>COL/C \$1,774</div> <div>D \$1,865</div> <div>E \$1,955</div> <div>F \$2,049</div> <div>G \$2,182</div> <div>H \$2,325</div> <div>I \$2,550</div> <div>J \$2,817</div> <div>L1 \$2,279</div> <div>L2 \$2,441</div>
Dimensions	D	W	H																												
Overall	22	21	25																												
Seat	16 ½	21	17																												
Arm																															
Upholstery	Shipping																														
COM Ydg	2	Ctn Wt	35																												
COL Sq Ft	40	Cu Ft	8																												
<div>Ottoman</div> <div></div>	<div>CM4527</div> <div><ul style="list-style-type: none"><li>· upholstered seat</li></ul></div> <div>Excluded from GSA Contract</div>	<table><tr><th>Dimensions</th><th>D</th><th>W</th><th>H</th></tr><tr><td>Overall</td><td>27</td><td>27</td><td>17 ¾</td></tr><tr><th>Upholstery</th><th colspan="3">Shipping</th></tr><tr><td>COM Ydg</td><td>1 ¾</td><td>Ctn Wt</td><td>54</td></tr><tr><td>COL Sq Ft</td><td>35</td><td>Cu Ft</td><td>9</td></tr></table>	Dimensions	D	W	H	Overall	27	27	17 ¾	Upholstery	Shipping			COM Ydg	1 ¾	Ctn Wt	54	COL Sq Ft	35	Cu Ft	9	<div>COM \$1,575</div> <div>A \$1,593</div> <div>B \$1,627</div> <div>COL/C \$1,690</div> <div>D \$1,767</div> <div>E \$1,845</div> <div>F \$1,928</div> <div>G \$2,044</div> <div>H \$2,170</div> <div>I \$2,366</div> <div>J \$2,600</div> <div>L1 \$2,131</div> <div>L2 \$2,271</div>								
Dimensions	D	W	H																												
Overall	27	27	17 ¾																												
Upholstery	Shipping																														
COM Ydg	1 ¾	Ctn Wt	54																												
COL Sq Ft	35	Cu Ft	9																												

**To Order, Specify:**

- ① Model Number
- ② Wood Species - Maple (M)
- ③ Wood Finish
- ④ Fabric Selection - vendor, pattern and color

**③ Wood Finish/Color Options:**

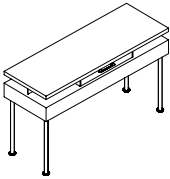
Maple			
ALM	Ale Medium	FLX	Flax
AUB	Auburn	HRV	Harvest
BRL	Barley	LGC	Legacy
BBM	Bourbon Medium	MCH	Mocha
BRM	Brighton Medium	NTO	Night Owl
BUT	Butterscotch	PRL	Praline
CIN	Cinnamon	SAF	Saffron
CLA	Classic	SIE	Sienna
CLL	Collectors	TOF	Toffee
EAR	Earthy	TRF	Truffle
ESP	Espresso	VEN	Venetian

- ④ See a selection of graded in fabric manufacturers and patterns on pages 20-28. Contact Customer Service for additional fabric options.

**Specifications**

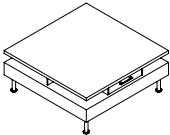
- Base wood species - Maple.
- Frame interior is upholstery grade plywood with glued solid hardwood cross members reinforced with wood screws.
- Seat has synthetic sheet webbing with cross strap and high resiliency seat polyurethane multi-density foam.
- Back has polypropylene webbing and multi-density polyurethane foam.
- Arctic Silver tubular steel legs.

Description	D	W	H	CTN WT	CU FT	① Model	List Price
Console Table	18	48	29 ½	118	18	OCST4548M-30	\$2,612



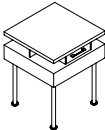
- Maple veneer
  - Anodized Aluminum drawer pulls
  - casters not available
- Excluded from GSA Contract

Coffee Table	42	42	17 ¾	229	21	OCFT4542M-18	\$3,012
	30	30	16 ¾	219	10	OCFT4530M-16	\$1,751



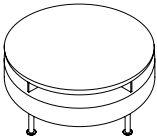
- Maple veneer
  - Anodized Aluminum drawer pulls
  - power/communication module available, specify and add \$597 list
- Excluded from GSA Contract

End Table	20	20	24	207	7	OST4520M-24	\$2,407
-----------	----	----	----	-----	---	-------------	---------



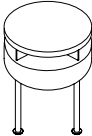
- Maple veneer
  - Anodized Aluminum drawer pulls
- Excluded from GSA Contract

Coffee Table	36 ¾	36 ¾	16 ¾	103	15	ORT4536M-17	\$3,837
--------------	------	------	------	-----	----	-------------	---------



- Maple veneer
  - Skirt not available in paint
- Excluded from GSA Contract

End Table	20	20	24 ¾	43	7	ORT4520M-24	\$3,327
-----------	----	----	------	----	---	-------------	---------



- Maple veneer
  - Skirt not available in paint
- Excluded from GSA Contract

To Order, Specify:

- ① Model Number
- ② Wood Species - Maple (MA1)
- ③ Wood Finish
- ④ Skirt Color
  - A. Same as Top
  - B. Paint

③ Wood Finish Options:

ALM	Ale Medium	FLX	Flax
AUB	Auburn	HRV	Harvest
BRL	Barley	LGC	Legacy
BBM	Bourbon Medium	MCH	Mocha
BRM	Brighton Medium	NTO	Night Owl
BUT	Butterscotch	PRL	Praline
CIN	Cinnamon	SAF	Saffron
CLA	Classic	SIE	Sienna
CLL	Collectors	TOF	Toffee
EAR	Earthy	TRF	Truffle
ESP	Espresso	VEN	Venetian

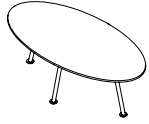
④ Paint Color Options:

BKD	Backdrop	GRV	Greek Villa
BFX	Black Fox	NET	Network Gray
BWH	Bright White	NWH	Nonchalant White
CGP	Cargo Pants	STM	Storm
CHT	Chatroom	TRC	Tricorn Black
FRR	French Roast		

Specifications

- Maple veneer exposed wood surfaces.
- Legs feature slider glides for easy mobility.
- Arctic Silver tubular steel legs.

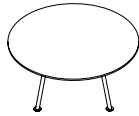
Description	D	W	H	CTN WT	CU FT	① Model	List Price
Oval Occasional Table	32	60	18	71	24	OVTL4560-18	

**Top Style:**

(A1) Wood with Straight Edge	\$1,987
(A9) Wood with Reversed Bevel Edge	\$1,987
(A10) White Laminate Top with Bright White Reversed Bevel Edge	\$1,987
(G2) "Write-On-It" Glossy Glass Top with Bright White Reversed Bevel Edge	\$3,658
(G3) Frosted Glass Top with Bright White Reversed Bevel Edge	\$3,658

Excluded from GSA Contract

Round Occasional Table	36	36	18	56	16	ORTL4536-18	
------------------------	----	----	----	----	----	-------------	--

**Top Style:**

(A1) Wood with Straight Edge	\$1,695
(A9) Wood with Reversed Bevel Edge	\$1,695
(A10) White Laminate Top with Bright White Reversed Bevel Edge	\$1,695
(G2) "Write-On-It" Glossy Glass Top with Bright White Reversed Bevel Edge	\$2,685
(G3) Frosted Glass Top with Bright White Reversed Bevel Edge	\$2,685

Excluded from GSA Contract

Round Occasional Table	30	30	18	53	11	ORTL4530-18	
------------------------	----	----	----	----	----	-------------	--

**Top Style:**

(A1) Wood with Straight Edge	\$1,609
(A9) Wood with Reversed Bevel Edge	\$1,609
(A10) White Laminate Top with Bright White Reversed Bevel Edge	\$1,609
(G2) "Write-On-It" Glossy Glass Top with Bright White Reversed Bevel Edge	\$2,435
(G3) Frosted Glass Top with Bright White Reversed Bevel Edge	\$2,435

Excluded from GSA Contract

**To Order, Specify:**

- ① Model Number
- ② Top Style
- ③ Wood Species - Cherry (CH1), Maple (MA1) or Walnut (WA1)
- ④ Wood Finish

**③ Wood Finish Options:****Cherry - Flat Cut**

BRL	Barley
BBM	Bourbon Medium
BRM	Brighton Medium
CLA	Classic
CLL	Collectors
EAR	Earthy
HRV	Harvest
LGC	Legacy
PRL	Praline
SAF	Saffron

**Maple - Flat Cut**

ALM	Ale Medium
BUT	Butterscotch
CIN	Cinnamon
FLX	Flax
VEN	Venetian

**Walnut - Flat Cut**

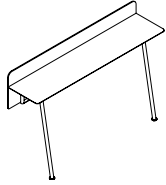
AUB	Auburn
ESP	Espresso
MCH	Mocha
NTO	Night Owl
SIE	Sienna
TOF	Toffee
TRF	Truffle

**Specifications**

- Tops available in Cherry, Maple or Walnut veneer.
- Legs feature slider glides for easy mobility.
- Arctic Silver tubular steel legs.



Description	D	W	H	CTN WT	CU FT	① Model	List Price
Console Table	16 1/2	60	42 3/8	80	28	CC-HCH4572	

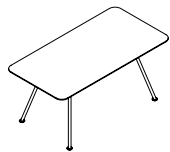
**Top Style:**

(A1) Wood with Straight Edge	\$3,149
(A9) Wood with Reversed Bevel Edge	\$3,149
(A10) White Laminate Top with Bright White Reversed Bevel Edge	\$3,149
(G2) "Write-On-It" Glossy Glass Top with Bright White Reversed Bevel Edge	\$4,027
(G3) Frosted Glass Top with Bright White Reversed Bevel Edge	\$4,027

- use with lounge units without screens: 4575, 4585, 4572
- table top depth: 15"
- table height: 36 3/8"
- screen height: 16"

Excluded from GSA Contract

27" H Rectangular Huddle Table	30	60	27	86	33	CC-HDTREC4560-27	
--------------------------------	----	----	----	----	----	------------------	--

**Top Style:**

(A1) Wood with Straight Edge	\$2,401
(A9) Wood with Reversed Bevel Edge	\$2,401
(A10) White Laminate Top with Bright White Reversed Bevel Edge	\$2,401
(G2) "Write-On-It" Glossy Glass Top with Bright White Reversed Bevel Edge	\$4,265
(G3) Frosted Glass Top with Bright White Reversed Bevel Edge	\$4,265

Excluded from GSA Contract

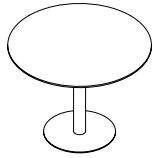
Oval Huddle Table	32	60	27	78	35	CC-HDT04560-27	
-------------------	----	----	----	----	----	----------------	--

**Top Style:**

(A1) Wood with Straight Edge	\$2,377
(A9) Wood with Reversed Bevel Edge	\$2,377
(A10) White Laminate Top with Bright White Reversed Bevel Edge	\$2,377
(G2) "Write-On-It" Glossy Glass Top with Bright White Reversed Bevel Edge	\$4,049
(G3) Frosted Glass Top with Bright White Reversed Bevel Edge	\$4,049

Excluded from GSA Contract

Description	D	W	H	CTN WT	CU FT	① Model	List Price
Round Huddle Table	36	36	27	79	24	CC-HDTR4536-27	

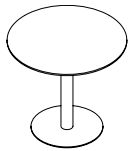
**Top Style:**

(A1) Wood with Straight Edge	\$1,785
(A9) Wood with Reversed Bevel Edge	\$1,785
(A10) White Laminate Top with Bright White Reversed Bevel Edge	\$1,785
(G2) "Write-On-It" Glossy Glass Top with Bright White Reversed Bevel Edge	\$2,775
(G3) Frosted Glass Top with Bright White Reversed Bevel Edge	\$2,775

- slider glides for easy mobility
- Arctic Silver base finish

Excluded from GSA Contract

Round Huddle Table	30	30	27	77	17	CC-HDTR4530-27	
--------------------	----	----	----	----	----	----------------	--

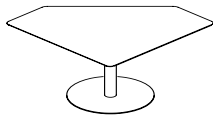
**Top Style:**

(A1) Wood with Straight Edge	\$\$1,692
(A9) Wood with Reversed Bevel Edge	\$\$1,692
(A10) White Laminate Top with Bright White Reversed Bevel Edge	\$\$1,692
(G2) "Write-On-It" Glossy Glass Top with Bright White Reversed Bevel Edge	\$\$2,515
(G3) Frosted Glass Top with Bright White Reversed Bevel Edge	\$\$2,515

- slider glides for easy mobility
- Arctic Silver base finish

Excluded from GSA Contract

Quad Huddle Table	40	40	27	110	29	CC-HPT4540-27	
-------------------	----	----	----	-----	----	---------------	--

**Top Style:**

(A1) Wood with Straight Edge	\$1,943
(A9) Wood with Reversed Bevel Edge	\$1,943
(A10) White Laminate Top with Bright White Reversed Bevel Edge	\$1,943

- slider glides for easy mobility
- Arctic Silver base finish

Excluded from GSA Contract

**To Order, Specify:**

- ① Model Number
- ② Top Style
- ③ Wood Species - Cherry (CH1), Maple (MA1) or Walnut (WA1)
- ④ Wood Finish

**③ Wood Finish Options:****Cherry - Flat Cut**

BRL	Barley
BBM	Bourbon Medium
BRM	Brighton Medium
CLA	Classic
CLL	Collectors
EAR	Earthy
HRV	Harvest
LGC	Legacy
PRL	Praline
SAF	Saffron

**Maple - Flat Cut**

ALM	Ale Medium
BUT	Butterscotch
CIN	Cinnamon
FLX	Flax
VEN	Venetian

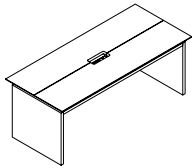
**Walnut - Flat Cut**

AUB	Auburn
ESP	Espresso
MCH	Mocha
NTO	Night Owl
SIE	Sienna
TOF	Toffee
TRF	Truffle

**Specifications**

- Tops available in Cherry, Maple or Walnut veneer.
- Legs feature slider glides for easy mobility.
- Arctic Silver tubular steel legs.

Description	D	W	H	CTN WT	CU FT	① Model	List Price
Meeting Table with Expandable Worksurface	30	69	27	302	38	CC-SMT4569	

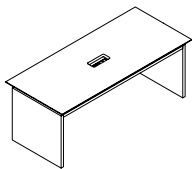
**Top Style:**

(A1) Wood with Straight Edge	\$10,735
(A9) Wood with Reversed Bevel Edge	\$10,735
(A10) White Laminate Top with Bright White Reversed Bevel Edge	\$10,735

- veneer bases
- adjustable glides
- White interior laminate
- power port with (2) 120 volt outlets and (2) USB ports
- not available with glass top

Excluded from GSA Contract

Meeting Table	30	69	27	231	38	CC-FMT4569	
---------------	----	----	----	-----	----	------------	--

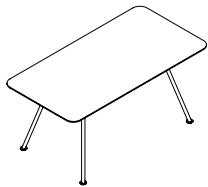
**Top Style:**

(A1) Wood with Straight Edge	\$5,448
(A9) Wood with Reversed Bevel Edge	\$5,448
(A10) White Laminate Top with Bright White Reversed Bevel Edge	\$5,448

- veneer bases
- adjustable glides
- power port with (2) 120 volt outlets and (2) USB ports
- not available with glass top

Excluded from GSA Contract

72" W Meeting Table	36	72	29	69	50	CC-HDTREC4572-29	
---------------------	----	----	----	----	----	------------------	--


**Top Style:**

(A1) Wood with Straight Edge	\$2,523
(A9) Wood with Reversed Bevel Edge	\$2,523
(A10) White Laminate Top with Bright White Reversed Bevel Edge	\$2,523
(G2) "Write-On-It" Glossy Glass Top with Bright White Reversed Bevel Edge	\$4,622
(G3) Frosted Glass Top with Bright White Reversed Bevel Edge	\$4,622

- tubular steel legs

Excluded from GSA Contract

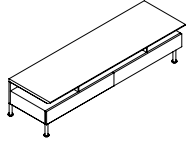
Round Meeting Table	36	36	29	69	25	CC-HDTR4536-29	
---------------------	----	----	----	----	----	----------------	--

**Top Style:**

(A1) Wood with Straight Edge	\$1,965
(A9) Wood with Reversed Bevel Edge	\$1,965
(A10) White Laminate Top with Bright White Reversed Bevel Edge	\$1,965
(G2) "Write-On-It" Glossy Glass Top with Bright White Reversed Bevel Edge	\$3,120
(G3) Frosted Glass Top with Bright White Reversed Bevel Edge	\$3,120

Excluded from GSA Contract

Description	D	W	H	CTN WT	CU FT	① Model	List Price
Media Console	23 ¼	72	20 ¼	223	23	CC-MCS4572	

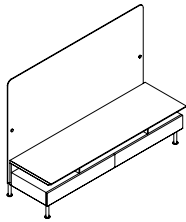
**Top Style:**

(A1) Wood with Straight Edge	\$3,066
(A9) Wood with Reversed Bevel Edge	\$3,066
(A10) White Laminate Top with Bright White Reversed Bevel Edge	\$3,066
(G2) "Write-On-It" Glossy Glass Top with Bright White Reversed Bevel Edge	\$4,755
(G3) Frosted Glass Top with Bright White Reversed Bevel Edge	\$4,755

- tubular steel legs
- drawer dimensions (2): 32 ½" W x 15" D

Excluded from GSA Contract

Media Console with Screen	24 ⅝	72	54	249	62	CC-MCS4572-PS	
---------------------------	------	----	----	-----	----	---------------	--

**Top Style:**

(A1) Wood with Straight Edge	\$4,407
(A9) Wood with Reversed Bevel Edge	\$4,407
(A10) White Laminate Top with Bright White Reversed Bevel Edge	\$4,407
(G2) "Write-On-It" Glossy Glass Top with Bright White Reversed Bevel Edge	\$6,171
(G3) Frosted Glass Top with Bright White Reversed Bevel Edge	\$6,171

- tubular steel legs
- drawer dimensions (2): 32 ½" W x 15" D

Excluded from GSA Contract

**To Order, Specify:**

- ① Model Number
- ② Top Style
- ③ Wood Species - Cherry (CH1), Maple (MA1) or Walnut (WA1)
- ④ Wood Finish
- ⑤ Cabinet/Drawer Front Color
  - A. Veneer
  - B. Paint

**③ Wood Finish Options:****Cherry - Flat Cut**

BRL	Barley
BBM	Bourbon Medium
BRM	Brighton Medium
CLA	Classic
CLL	Collectors
EAR	Earthy
HRV	Harvest
LGC	Legacy
PRL	Praline
SAF	Saffron

**Maple - Flat Cut**

ALM	Ale Medium
BUT	Butterscotch
CIN	Cinnamon
FLX	Flax
VEN	Venetian

**Walnut - Flat Cut**

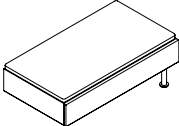
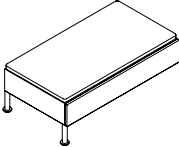
AUB	Auburn
ESP	Espresso
MCH	Mocha
NTO	Night Owl
SIE	Sienna
TOF	Toffee
TRF	Truffle

**④ Paint Color Options:**

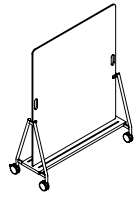
BKD	Backdrop	GRV	Greek Villa
BFX	Black Fox	NET	Network Gray
BWH	Bright White	NWH	Nonchalant White
CGP	Cargo Pants	STM	Storm
CHT	Chatroom	TRC	Tricorn Black
FRR	French Roast		

**Specifications**

- Tops available in Cherry, Maple or Walnut veneer.
- Slider glides for easy mobility.
- Arctic Silver base finish.

Description	D	W	H	CTN WT	CU FT	Model	List Price No Cushion	List Price With Cushion
Media Ender	22 3⁄8	36	15	74	9	CC-MCS4536R	\$1,592	COM \$1,623
	22 3⁄8	36	15	74	9	CC-MCS4536L	\$1,592	A \$1,638
<div><p>right shown with optional cushion</p><p>left shown with optional cushion</p></div> <div><ul style="list-style-type: none"><li>· available in Cherry, Maple, Walnut or Paint</li><li>· Arctic Silver tubular legs</li><li>· optional cushion has polyurethane foam</li><li>· use with media console</li><li>· drawer</li><li>· legs feature slider glides for easy mobility</li><li>· optional cushion</li><li>· com ydg: 1 ½</li><li>· col sq ft: 30</li></ul><div>Excluded from GSA Contract</div></div>								B \$1,668
								COL/C \$1,721
								D \$1,787
								E \$1,854
								F \$1,926
								G \$2,026
								H \$2,133
								I \$2,301
								J \$2,502
								L1 \$2,101
								L2 \$2,220

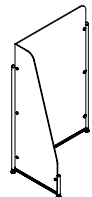
Description	D	W	H	CTN WT	CU FT	① Model	List Price
Mobile Markerboard	20 3/4	50 1/2	66	118	45	CC-MWB4566	\$3,884



- dry erase laminate
- marker rail available in Cherry, Maple and Walnut veneer
- Arctic Silver powder coat bases
- two locking and two non-locking casters
- board is not magnetic

Excluded from GSA Contract

Privacy Screen	25 7/8	41 7/8	63 1/4	100	44	CC-SPS4563R	\$4,816
	25 7/8	41 7/8	63 1/4	100	44	CC-SPS4563L	\$4,816

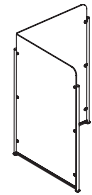


left shown

- Satin White acrylic
- legs feature slider glides for easy mobility
- Arctic Silver tubular steel legs
- ships KD
- NOTE: It is recommended other furniture be used around the screen to prevent tipping. Screens are not designed to support the weight of items hanging or leaning against them

Excluded from GSA Contract

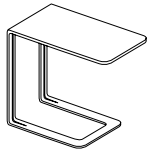
Privacy Screen	41 7/8	41 7/8	63 1/4	100	44	CL4242-64PP-ACR	\$2,974
----------------	--------	--------	--------	-----	----	-----------------	---------



- Satin White acrylic
- legs feature slider glides for easy mobility
- Arctic Silver tubular steel legs
- ships KD
- NOTE: It is recommended other furniture be used around the screen to prevent tipping. Screens are not designed to support the weight of items hanging or leaning against them

Excluded from GSA Contract

Pull-Up Tablet Table	22	14	26	20	6	CC-TT4522	\$2,390
----------------------	----	----	----	----	---	-----------	---------



- veneer top face available in Cherry, Maple or Walnut
- slider glides for easy mobility
- inside of aluminum frame is white powder coat

Excluded from GSA Contract

## To Order, Specify:

- ① Model Number
- ② Wood Species - Cherry (CH1), Maple (MA1), Walnut (WA1) or Paint (PNT)
- ③ Wood or Paint Finish
- ④ Fabric Selection - vendor, pattern and color

## ③ Wood Finish Options:

### Cherry - Flat Cut

- BRL Barley
- BBM Bourbon Medium
- BRM Brighton Medium
- CLA Classic
- CLL Collectors
- EAR Earthy
- HRV Harvest
- LGC Legacy
- PRL Praline
- SAF Saffron

### Maple - Flat Cut

- ALM Ale Medium
- BUT Butterscotch
- CIN Cinnamon
- FLX Flax
- VEN Venetian

### Walnut - Flat Cut

- AUB Auburn
- ESP Espresso
- MCH Mocha
- NTO Night Owl
- SIE Sienna
- TOF Toffee
- TRF Truffle

## ④ Paint Color Options:

- BKD Backdrop
- BFX Black Fox
- BWH Bright White
- CGP Cargo Pants
- CHT Chatroom
- FRR French Roast
- GRV Greek Villa
- NET Network Gray
- NWH Nonchalant White
- STM Storm
- TRC Tricorn Black

- ⑤ See a selection of graded in fabric manufacturers and patterns on pages 20-28 Contact Customer Service for additional fabric options.

Connect Modular Lounge Order Check List:



- Specify:
- ☐ 1. Model Number
  - ☐ 2. Wood Species - Cherry (CH1), Maple (MA1), Walnut (WA1) or Double Cut (DC1)
  - ☐ 3. Wood Finish
  - ☐ 4. Laminate Color Selection (Stand up Surface)
  - ☐ 5. Surface Corners (Stand up Surface) - Square (S), no upcharge or Rounded (R) models with straight or curved backs add \$39 list or models with corner backs add \$76 list
  - ☐ 6. Fabric Selection
    - A. Seat - Vendor, Pattern and Color
    - B. Back - Vendor, Pattern and Color
    - C. Arm(s) - Vendor, Pattern and Color
    - D. Headrest - Vendor, Pattern and Color
  - ☐ 7. Metal Leg Color - Black Sandtex (BSX), Pewter (PEW), Soft Nickel (SNK) or Stardust Silver (STS)
  - ☐ 8. Optional Wood Back Rail - available on any unit with two arms, specify and add \$158 list
  - ☐ 9. Optional Power Center - Flush Mount (EC22) - Black (B) or White (W); add \$580 list each and indicate left or right arm, end table, center console, linking table or unit with stand up surface
  - ☐ 10. Arm Cap - Wood (M) or Black 3D Laminate (B3L) on W models.
  - ☐ 11. Optional Drink Holder (DH):
    - one drink holder available per arm; add \$99 list each and indicate left or right arm
    - end tables, console or linking tables available with two drink holders; add \$195 list
  - ☐ 12. Optional Tablet Arm - indicate left (TBL) or right arm (TBR); flat cut add \$547 list, double cut add \$571
  - ☐ 13. Optional Rubber Cushion Nylon Glides - no upcharge
  - ☐ 14. Product Options

Example:

CTL1304UR	WA1	ESP	ALB	MOMENTUM	VOX	MYSTIC	STS
(model #)	(wood species)	(finish)	(stand up surface laminate)	(fabric vendor)	(pattern name)	(pattern color)	(metal leg color)

1. Model Number

2. Wood Species - Cherry (CH1), Maple (MA1) or Walnut (WA1)

3. Wood Finish Options:

Cherry (CH1)		Maple (MA1)	
BRL	Barley	ALM	Ale Medium
BBM	Bourbon Medium	BUT	Butterscotch
BRM	Brighton Medium	CIN	Cinnamon
CLA	Classic	FLX	Flax
CLL	Collectors*	VEN	Venetian
EAR	Earthy	Walnut (WA1)	
HRV	Harvest*	AUB	Auburn
LGC	Legacy	ESP	Espresso
PRL	Praline*	MCH	Mocha*
SAF	Saffron	NTO	Night Owl*
		SIE	Sienna*
		TOF	Toffee
		TRF	Truffle*

Double Cut (DC1)

COF	Coffee	GRH	Graphite
CRM	Cremello	KHK	Khaki
FOS	Fossil	STU	Studio Teak

\*finishes have coordinating laminate top option

4. Laminate Color Selection (Stand up Surface):

AGA	Aged Ash	GRH	Graphite
ALB	Alabaster	HGL	High Line
ALL	Ale Light	OAT	Oatmeal Cookie
BLO	Blonde Echo	PIN	Pinnacle Walnut
BOL	Bourbon Light	SHD	Shadow
BZW	Brazilwood	SLG	Slate Grey
BBL	Bridal Blanco	STU	Studio Teak
BGL	Brighton Light	VIN	Vintage
CLL	Collectors	WLH	Walnut Heights
DWH	Designer White	WEA	Weathered Ash
FLO	Florence Walnut		

5. Surface Corners (Stand up Surface):

S	Square (standard)
R	Rounded, models with straight or curved backs add \$39 list, Models with corner backs add \$76 list

6. Fabric Selection - Please supply the following:

Fabric vendor  
Pattern name  
Pattern color

[For a complete list of JSI Graded-In Fabric click here](#)

Contrasting Upholstery - Units can be specified with a contrasting upholstery feature. When this feature is desired the unit will be priced based on the higher grade fabric selected for the seat, back, arm(s) and headrest.

## Connect Modular Lounge Order Check List (cont.):

When specifying contrasting upholstery, indicate clearly which upholstery to be applied to the seat, back, arms and headrest.



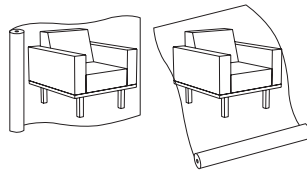
- Indicate direction of fabric - Railroaded or Up the Roll
- Please provide illustration, if available

### All COM orders must include the following:

- Vendor's name, pattern name and color
- Sample of the fabric attached to order
- Model numbers of items for fabric application
- Special application instructions (e.g., all stripes will be applied front to back unless specified otherwise)
- Customer and purchase order number

Ship prepaid COM material to:  
JSI  
Attn: COM Department  
201 East Martin Street  
Receiving B, Dock 71  
Orleans, IN 47452

Application of fabric:  
Railroaded      Up the Roll



All COM orders will ship at standard lead time from receipt of COM except for orders requiring special custom matched finishes.

## 6. Metal Leg Color:

Available in Black Sandtex (BSX), Pewter (PEW), Soft Nickel (SNK) or Stardust Silver (STS) powdercoat.

## 7. Wood Back Rail



For added elegance Connect Low Back units with two arms may be specified with the Wood Back Rail option. The 6" tall wood back rail enhances the back detail as you approach the units from the rear making this a nice feature for "freestanding" applications. This option reduces the back depth by 1 1/8". The back rail will be in the same finish color as the rest of the unit. Specify Wood Back Rail and add \$158 list per unit.

## 8. Power Center - Flush Mount:

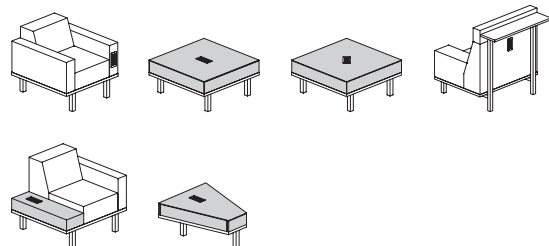


Units with arms, end table, console, linking table or stand up surface can be specified with the Power Center Flush Mount option featuring two waterproof 110 outlets and one dual USB port. Power is connected to the building supply with a 10' long standard three prong cord. Access and storage of excess power cords is provided in the base of the arm or console. Power Center is not available on Corner Seats or Corner Tables.

### Power Center (EC22):

- Left or right arm with one Power Center per arm mounted vertically in the front; add \$580 list each, indicate left or right arm (as seated)
- End, console, straight or wedge linking table with one Power Center mounted front to back in top; add \$580 list each
- Single seat unit with a stand up surface and one Power Center located 7 1/4" under the surface and centered in the back; add \$580 list
- Two seat units with a stand up surface and two Power Centers located 7 1/4" under the surface and centered in each back; add \$1,113 list
- Three seat units with a stand up surface and two Power Centers located 7 1/4" under the surface and centered in the back of the left and right backs; add \$1,113 list

**NOTE: Power Center color, Black (B) or White (W) must be specified.**



### Power Center (EC21) - Under Mount:

This accessory item featuring one 110 volt power receptacle and one dual USB port mounts to the underside of units. See page 274 for additional information.





## Connect Modular Lounge Order Check List (cont.):

### 11. Drink Holder

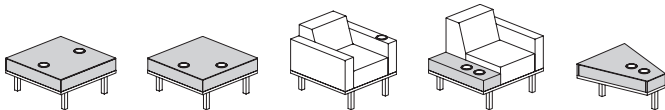


Units with an arm, end table, console or linking table can be specified with the drink holder option. The drink holder features a plastic base with rubber coaster and a metal trim cap.

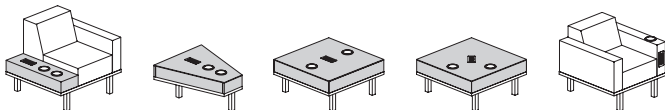
#### Drink Holder (DH):

- Left or right arm with **one** drink holder per arm; add \$99 list each and indicate left or right arm as seated)
- End table, console or linking table with **two** drink holders; add \$195 list


**NOTE:** Metal trim cap color will match the Metal Leg Color. Drink holder cannot be ordered on an arm with a tablet arm.



### Table Power Center and Drink Holder Standard Locations:



### 12. Tablet Arm:



- rotating
- 10" x 18" veneer surface
- Specify Tablet Arm option left (TBL) or right (TBR) and add \$547 list for flat cut, \$571 for double cut, for each tablet arm specified

### 13. Optional Rubber Cushion Nylon Glides - no upcharge

### 14. Product Options:

#### Optional Coordinating Wood Grain Laminate Surfaces:

No additional upcharge. Finishes with an asterisk (\*) have a coordinating laminate available.

(For wood cap arm, tables or tablet arm)

**Special Finish:** \$332 list upcharge

#### Features:

- 20" and 30" seat widths
- four back heights available on units with a 30" seat width
- arm models with a 20" seat width have an arm width of 5"
- arm models with a 30" seat width have an arm width of 10"
- all units have a 1 1/4" wood base platform
- end table, console and linking tables are made of plywood construction with maple veneer surface
- metal legs are 1 3/4" x 1 3/4" x 8 1/4" 16 guage steel tube with metal leveling glides

### Linking Brackets:

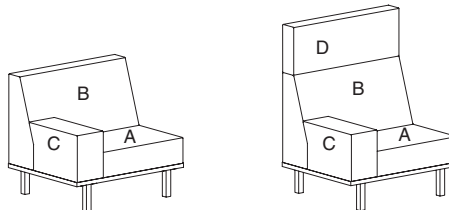


Each unit ships with two sets of link brackets; two latches and two hooks providing quick connection to form limitless configurations.

### Contrasting Upholstery:



Units can be specified with a contrasting upholstery feature. When this feature is desired the unit **will be priced based on the highest grade fabric** selected for the seat, back, arm(s) or headrest. Specify the seat (A), back (B), arm(s) and headrest (D) fabric on your order.



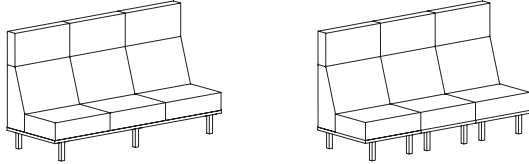
### Quickship:

Connect veneer species on the **NOW!** quickship program include Maple and Walnut and are available on select models.

## Planning Section:


### Modularity:

Modularity and versatility allows you to fit Connect into any footprint using large and small scale components or a mix of both. The use of wider and fewer units will diminish the number of legs in a configuration. More units shorter in width will increase the number of legs in a configuration.



### Curved Units:

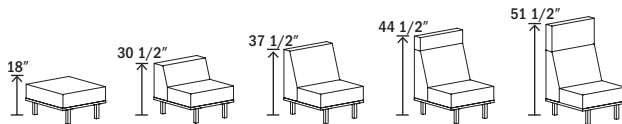
Curved units in varying radius degrees are available to help aid in creating configurations with different twists and turns. Typicals showing each of these units in a semi-circular configuration are shown on pages 212–217.



### Back Heights:

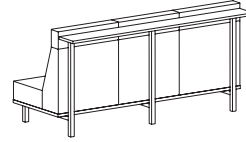
Units with a 20" seat width are available with low back height or bench style.

Units with a 30" seat width are available in bench style or four different back heights; low, mid, high and privacy. 7" and 14" headrest are included on the High and Privacy back respectfully.



### Complementary Components

Units with a 30" seat width and a high or privacy back are available with a 10"d stand up laminate surface with a coordinating 3mm PVC edge. These surfaces may be used as touch down spaces or to provide tiered type seating.



### Laminate Color Selection for Stand Up Surface:

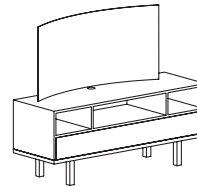
AGA	Aged Ash	GRH	Graphite
ALB	Alabaster	HGL	High Line
ALL	Ale Light	OAT	Oatmeal Cookie
BLO	Blonde Echo	PIN	Pinnacle Walnut
BOL	Bourbon Light	SHD	Shadow
BZW	Brazilwood	SLG	Slate Grey
BBL	Bridal Blanco	STU	Studio Teak
BGL	Brighton Light	VIN	Vintage
CLL	Collectors	WLH	Walnut Heights
DWH	Designer White	WEA	Weathered Ash
FLO	Florence Walnut		

### Surface Corners for Stand Up Surface:

Specify Square (S) or Rounded (R) corner and add \$39 for straight models and \$76 on corner models.

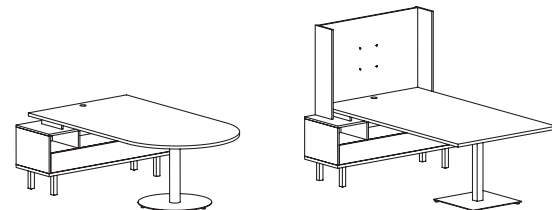
### Media Cabinets

¼"d x 50"w x 26"h straight and curved Media Cabinets with and without acrylic screens can be used for presentation and training sessions. 20" deep straight and curved media benches are available to compliment the configuration.



### Media Activity Center

For meetings and presentations with an overall footprint of 60" x 72" or 60" x 84", the Media Activity Center is available with either a bullet or rectangular shaped top. These units may also be ordered with or without a back panel. The back panel feature includes a TV mount. For all of your media collaboration needs the DropShare unit can be ordered. DropShare is sold separately, see page 274.




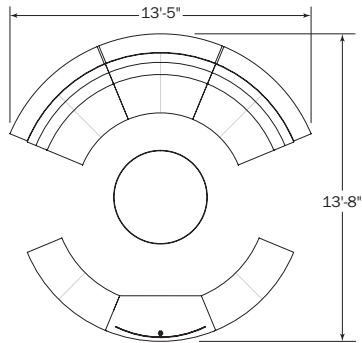
## COM Yardage Requirements for Multiple Fabrics

Model	Description	Seat Only COM Ydg	Back Only COM Ydg	Arm Only COM Ydg	Headrest Only COM Ydg
CTC20S1UC	Corner Seat Low Back, Center	1.00	3.00		
CTC20S1UL	Corner Seat Low Back, Left	1.00	3.00		
CTC20S1UR	Corner Seat Low Back, Right	1.00	3.00		
CTC20S2UC	Corner Seat Mid Back, Center	1.00	3.50		
CTC20S2UL	Corner Seat Mid Back, Left	1.00	3.50		
CTC20S2UR	Corner Seat Mid Back, Right	1.00	3.50		
CTC20S3UC	Corner Seat High Back, Center	1.00	3.50		1.75
CTC20S3UL	Corner Seat High Back, Left	1.00	3.50		1.75
CTC20S3UR	Corner Seat High Back, Right	1.00	3.50		1.75
CTC20S4UC	Corner Seat High Back, Center	1.00	3.50		1.75
CTC20S4UL	Corner Seat High Back, Left	1.00	3.50		1.75
CTC20S4UR	Corner Seat High Back, Right	1.00	3.50		1.75
CTC20S5UC	Corner Seat Privacy Back, Center	1.00	3.50		2.50
CTC20S5UL	Corner Seat Privacy Back, Left	1.00	3.50		2.50
CTC20S5UR	Corner Seat Privacy Back, Right	1.00	3.50		2.50
CTC20S6UC	Corner Seat Privacy Back, Center	1.00	3.50		2.50
CTC20S6UL	Corner Seat Privacy Back, Left	1.00	3.50		2.50
CTC20S6UR	Corner Seat Privacy Back, Right	1.00	3.50		2.50
CTC20T2UC	Corner Table Mid Back, Center	1.25	3.50		
CTC20T2UL	Corner Table Mid Back, Left	1.25	3.50		
CTC20T2UR	Corner Table Mid Back, Right	1.25	3.50		
CTC20T2W	Corner Table Mid Back	0.75	3.50		
CTC20T3UC	Corner Table High Back, Center	1.25	3.50		1.75
CTC20T3UL	Corner Table High Back, Left	1.25	3.50		1.75
CTC20T3UR	Corner Table High Back, Right	1.25	3.50		1.75
CTC20T3W	Corner Table High Back	0.75	3.50		1.75
CTC20T4UC	Corner Table High Back, Center	1.25	3.50		1.75
CTC20T4UL	Corner Table High Back, Left	1.25	3.50		1.75
CTC20T4UR	Corner Table High Back, Right	1.25	3.50		1.75
CTC20T4W	Corner Table High Back	0.75	3.50		1.75
CTC20T5UC	Corner Table Privacy Back, Center	1.25	3.50		2.50
CTC20T5UL	Corner Table Privacy Back, Left	1.25	3.50		2.50
CTC20T5UR	Corner Table Privacy Back, Right	1.25	3.50		2.50
CTC20T5W	Corner Table Privacy Back	0.75	3.50		2.50
CTC20T6UC	Corner Table Privacy Back, Center	1.25	3.50		2.50
CTC20T6UL	Corner Table Privacy Back, Left	1.25	3.50		2.50
CTC20T6UR	Corner Table Privacy Back, Right	1.25	3.50		2.50
CTC20T6W	Corner Table Privacy Back	0.75	3.50		2.50
CTI32121	90° Curved Seat Low Back	1.50	4.00		
CTI32122	90° Curved Seat Mid Back	1.50	4.75		
CTI32123	90° Curved Seat High Back	1.50	4.75		1.75
CTI32124	90° Curved Seat High Back	1.50	4.75		1.75
CTI32125	90° Curved Seat Privacy Back	1.50	4.75		2.75
CTI32126	90° Curved Seat Privacy Back	1.50	4.75		2.75
CTI32301	45° Curved Seat Low Back	1.50	2.50		
CTI32302	45° Curved Seat Mid Back	1.50	2.75		
CTI32303	45° Curved Seat High Back	1.50	2.75		1.50
CTI32304	45° Curved Seat High Back	1.50	2.75		1.50
CTI32305	45° Curved Seat Privacy Back	1.50	2.75		2.00
CTI32306	45° Curved Seat Privacy Back	1.50	2.75		2.00
CTI32451	45° Curved Seat Low Back	1.75	3.33		
CTI32452	45° Curved Seat Mid Back	1.75	3.75		
CTI32453	45° Curved Seat High Back	1.75	3.75		1.75
CTI32454	45° Curved Seat High Back	1.75	3.75		1.75
CTI32455	45° Curved Seat Privacy Back	1.75	3.75		2.75
CTI32456	45° Curved Seat Privacy Back	1.75	3.75		2.75
CTL1201	Single Seat Low Back	2.00	1.50		
CTL1201CL	Single Seat Low Back, Left	2.00	1.50		
CTL1201CR	Single Seat Low Back, Right	2.00	1.50		
CTL1201U2	Single Seat Low Back	2.00	1.50	3.00	
CTL1201UL	Single Seat Low Back, Left	2.00	1.50	1.50	
CTL1201ULCR	Single Seat Low Back, Left	2.00	1.50	1.50	
CTL1201UR	Single Seat Low Back, Right	2.00	1.50	1.50	
CTL1201URCL	Single Seat Low Back, Right	2.00	1.50	1.50	
CTL1201W2	Single Seat Low Back	2.00	1.50	3.00	
CTL1201WL	Single Seat Low Back, Left	2.00	1.50	1.50	
CTL1201WLCR	Single Seat Low Back, Left	2.00	1.50	1.50	

Model	Description	Seat Only COM Ydg	Back Only COM Ydg	Arm Only COM Ydg	Headrest Only COM Ydg
CTL1201WR	Single Seat Low Back, Right	2.00	1.50	1.50	
CTL1201WRCL	Single Seat Low Back, Right	2.00	1.50	1.50	
CTL1301	Single Seat Low Back	2.00	1.50		
CTL1301CL	Single Seat Low Back, Left	2.00	1.50		
CTL1301CR	Single Seat Low Back, Right	2.00	1.50		
CTL1301U2	Single Seat Low Back	2.00	1.50	3.00	
CTL1301UL	Single Seat Low Back, Left	2.00	1.50	1.50	
CTL1301ULCR	Single Seat Low Back, Left	2.00	1.50	1.50	
CTL1301UR	Single Seat Low Back, Right	2.00	1.50	1.50	
CTL1301URCL	Single Seat Low Back, Right	2.00	1.50	1.50	
CTL1301W2	Single Seat Low Back	2.00	1.50	3.00	
CTL1301WL	Single Seat Low Back, Left	2.00	1.50	1.50	
CTL1301WLCR	Single Seat Low Back, Left	2.00	1.50	1.50	
CTL1301WR	Single Seat Low Back, Right	2.00	1.50	1.50	
CTL1301WRCL	Single Seat Low Back, Right	2.00	1.50	1.50	
CTL1302	Single Seat Mid Back	2.00	1.75		
CTL1302UL	Single Seat Mid Back, Left	2.00	1.75	1.50	
CTL1302UR	Single Seat Mid Back, Right	2.00	1.75	1.50	
CTL1302WL	Single Seat Mid Back, Left	2.00	1.75	1.50	
CTL1302WR	Single Seat Mid Back, Right	2.00	1.75	1.50	
CTL1303	Single Seat High Back	2.00	1.75		0.75
CTL1303UL	Single Seat High Back, Left	2.00	1.75	1.50	0.75
CTL1303UR	Single Seat High Back, Right	2.00	1.75	1.50	0.75
CTL1303WL	Single Seat High Back, Left	2.00	1.75	1.50	0.75
CTL1303WR	Single Seat High Back, Right	2.00	1.75	1.50	0.75
CTL1304	Single Seat High Back	2.00	1.75		0.75
CTL1304UL	Single Seat High Back, Left	2.00	1.75	1.50	0.75
CTL1304UR	Single Seat High Back, Right	2.00	1.75	1.50	0.75
CTL1304WL	Single Seat High Back, Left	2.00	1.75	1.50	0.75
CTL1304WR	Single Seat High Back, Right	2.00	1.75	1.50	0.75
CTL1305	Single Seat Privacy Back	2.00	1.75		1.25
CTL1305UL	Single Seat Privacy Back, Left	2.00	1.75	1.50	1.25
CTL1305UR	Single Seat Privacy Back, Right	2.00	1.75	1.50	1.25
CTL1305WL	Single Seat Privacy Back, Left	2.00	1.75	1.50	1.25
CTL1305WR	Single Seat Privacy Back, Right	2.00	1.75	1.50	1.25
CTL1306	Single Seat Privacy Back	2.00	1.75		1.25
CTL1306UL	Single Seat Privacy Back, Left	2.00	1.75	1.50	1.25
CTL1306UR	Single Seat Privacy Back, Right	2.00	1.75	1.50	1.25
CTL1306WL	Single Seat Privacy Back, Left	2.00	1.75	1.50	1.25
CTL1306WR	Single Seat Privacy Back, Right	2.00	1.75	1.50	1.25
CTL2201	Two Seat Low Back	4.00	3.00		
CTL2201U2	Two Seat Low Back	4.00	3.00	3.00	
CTL2201U2CC	Two Seat Low Back	4.00	3.00	3.00	
CTL2201W2	Two Seat Low Back	4.00	3.00	3.00	
CTL2201W2CC	Two Seat Low Back	4.00	3.00	3.00	
CTL2301	Two Seat Low Back	4.00	3.00		
CTL2301U2	Two Seat Low Back	4.00	3.00	3.00	
CTL2301U2CC	Two Seat Low Back	4.00	3.00	3.00	
CTL2301UL	Two Seat Low Back, Left	4.00	3.00	1.50	
CTL2301UR	Two Seat Low Back, Right	4.00	3.00	1.50	
CTL2301W2	Two Seat Low Back	4.00	3.00	3.00	
CTL2301W2CC	Two Seat Low Back	4.00	3.00	3.00	
CTL2301WL	Two Seat Low Back, Left	4.00	3.00	1.50	
CTL2301WR	Two Seat Low Back, Right	4.00	3.00	1.50	
CTL2302	Two Seat Mid Back	4.00	3.50		
CTL2302UL	Two Seat Mid Back, Left	4.00	3.50	1.50	
CTL2302UR	Two Seat Mid Back, Right	4.00	3.50	1.50	
CTL2302WL	Two Seat Mid Back, Left	4.00	3.50	1.50	
CTL2302WR	Two Seat Mid Back, Right	4.00	3.50	1.50	
CTL2303	Two Seat High Back	4.00	3.50		1.50
CTL2303UL	Two Seat High Back, Left	4.00	3.50	1.50	1.50
CTL2303UR	Two Seat High Back, Right	4.00	3.50	1.50	1.50
CTL2303WL	Two Seat High Back, Left	4.00	3.50	1.50	1.50
CTL2303WR	Two Seat High Back, Right	4.00	3.50	1.50	1.50
CTL2304	Two Seat High Back	4.00	3.50		1.50
CTL2304UL	Two Seat High Back, Left	4.00	3.50	1.50	1.50
CTL2304UR	Two Seat High Back, Right	4.00	3.50	1.50	1.50
CTL2304WL	Two Seat High Back, Left	4.00	3.50	1.50	1.50
CTL2304WR	Two Seat High Back, Right	4.00	3.50	1.50	1.50
CTL2305	Two Seat Privacy Back	4.00	3.50		2.50

Model	Description	Seat Only COM Ydg	Back Only COM Ydg	Arm Only COM Ydg	Headrest Only COM Ydg
CTL2305UL	Two Seat Privacy Back, Left	4.00	3.50	1.50	2.50
CTL2305UR	Two Seat Privacy Back, Right	4.00	3.50	1.50	2.50
CTL2305WL	Two Seat Privacy Back, Left	4.00	3.50	1.50	2.50
CTL2305WR	Two Seat Privacy Back, Right	4.00	3.50	1.50	2.50
CTL2306	Two Seat Privacy Back	4.00	3.50		2.50
CTL2306UL	Two Seat Privacy Back, Left	4.00	3.50	1.50	2.50
CTL2306UR	Two Seat Privacy Back, Right	4.00	3.50	1.50	2.50
CTL2306WL	Two Seat Privacy Back, Left	4.00	3.50	1.50	2.50
CTL2306WR	Two Seat Privacy Back, Right	4.00	3.50	1.50	2.50
CTL3201	Three Seat Low Back	6.00	4.50		
CTL3201U2	Three Seat Low Back	6.00	4.50	3.00	
CTL3201W2	Three Seat Low Back	6.00	4.50	3.00	
CTL3301	Three Seat Low Back	6.00	4.50		
CTL3302	Three Seat Mid Back	6.00	5.25		
CTL3303	Three Seat High Back	6.00	5.25		2.25
CTL3304	Three Seat High Back	6.00	5.25		2.25
CTL3305	Three Seat Privacy Back	6.00	5.25		3.75
CTL3306	Three Seat Privacy Back	6.00	5.25		3.75
CTL4201	Four Seat Low Back	8.00	6.00		
CTL4201U2	Four Seat Low Back	8.00	6.00	3.00	
CTL4201W2	Four Seat Low Back	8.00	6.00	3.00	
CT032121	90° Curved Seat Low Back	2.25	1.50		
CT032122	90° Curved Seat Mid Back	2.25	2.00		
CT032123	90° Curved Seat High Back	2.25	2.00		0.75
CT032125	90° Curved Seat Privacy Back	2.25	2.00		1.00
CT032301	45° Curved Seat Low Back	1.50	1.50		
CT032302	45° Curved Seat Mid Back	1.50	1.75		
CT032303	45° Curved Seat High Back	1.50	1.75		0.75
CT032304	45° Curved Seat High Back	1.50	1.75		0.75
CT032305	45° Curved Seat Privacy Back	1.50	1.75		1.00
CT032306	45° Curved Seat Privacy Back	1.50	1.75		1.00
CT032451	45° Curved Seat Low Back	2.00	2.00		
CT032452	45° Curved Seat Mid Back	2.00	2.50		
CT032453	45° Curved Seat High Back	2.00	2.50		1.00
CT032454	45° Curved Seat High Back	2.00	2.50		1.00
CT032455	45° Curved Seat Privacy Back	2.00	2.50		1.50
CT032456	45° Curved Seat Privacy Back	2.00	2.50		1.50

## Typicals: CT001

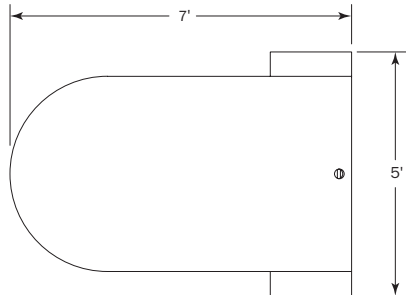


Total List \$19,991

### Models

- (3) CTI32454
- (1) CTD42U
- (2) CTI20420
- (1) CT2060MCAS

## CT002

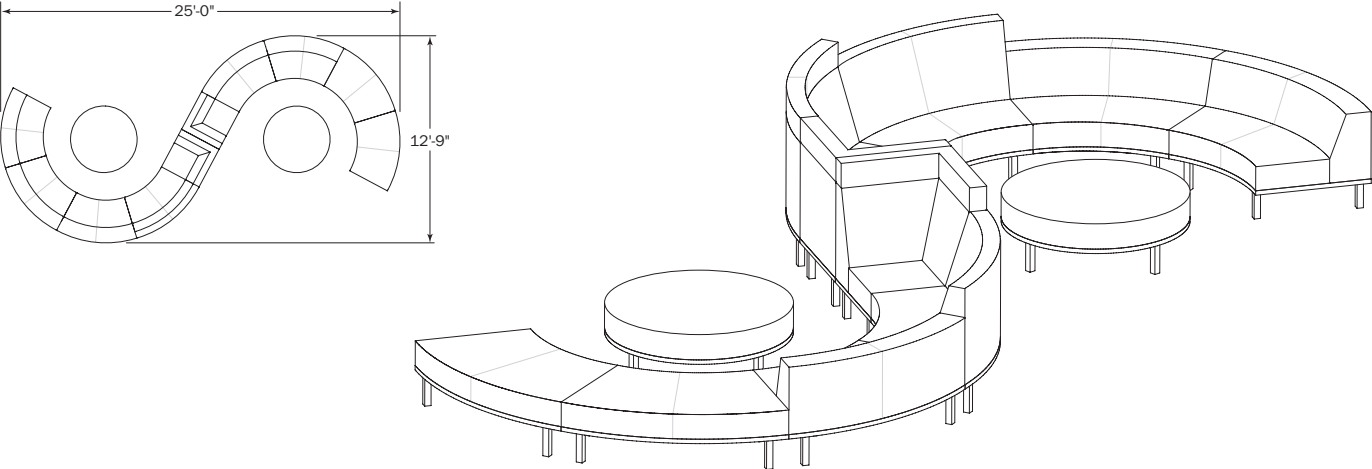


Total List \$7,603

### Models

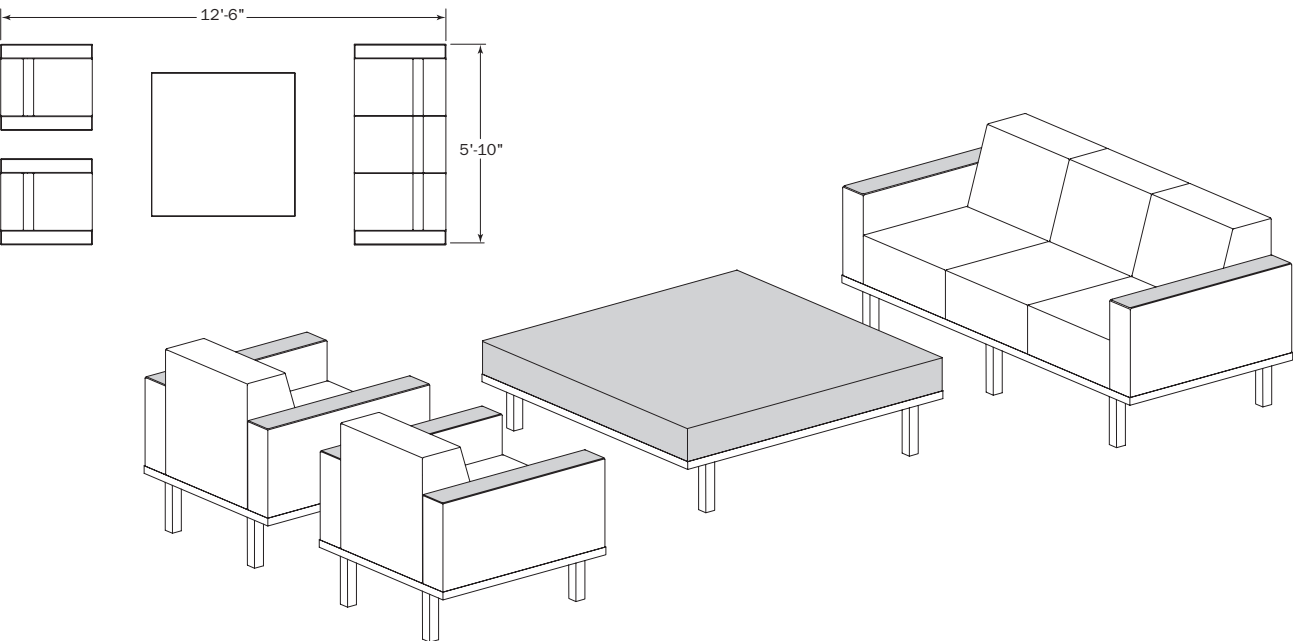
- (1) CT6084MACB
- (4) PX800L

Typicals:  
CT003



Total List \$27,252	Models	
	(2) CTI32450	(1) CTC20S3UR
	(3) CTI32451	(1) CTC20S3UL
	(2) CTI32452	(1) CTI32453
		(2) CTD500

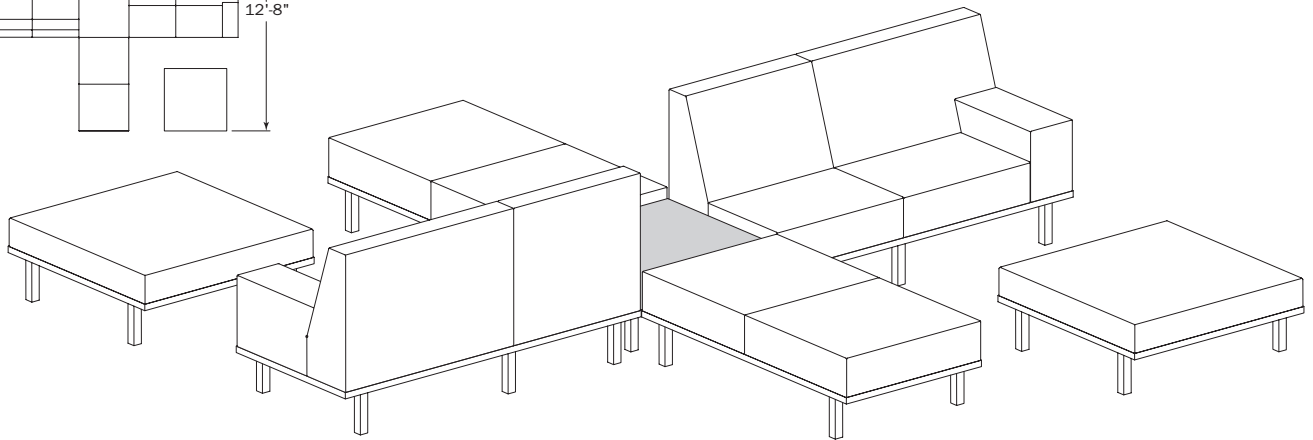
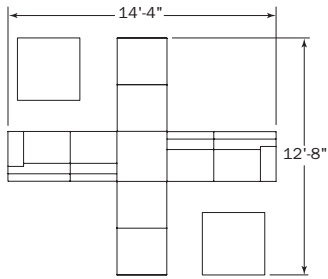
CT004



Total List \$10,895	Models	
	(1) CTL3201W2	
	(1) CTS50W	
	(2) CTL1201W2	



**Typicals:**  
**CT005**

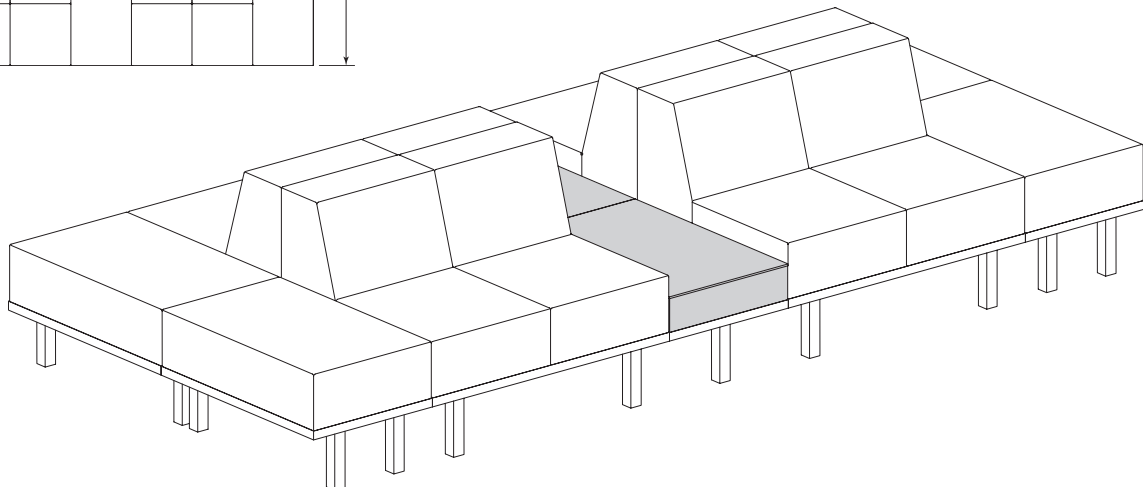
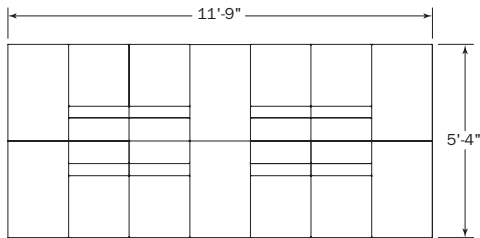


**Total List \$14,845**

**Models**

- (2) CTL2302UL
- (2) CTL2300
- (1) CTS32WS
- (2) CTS400

**CT006**



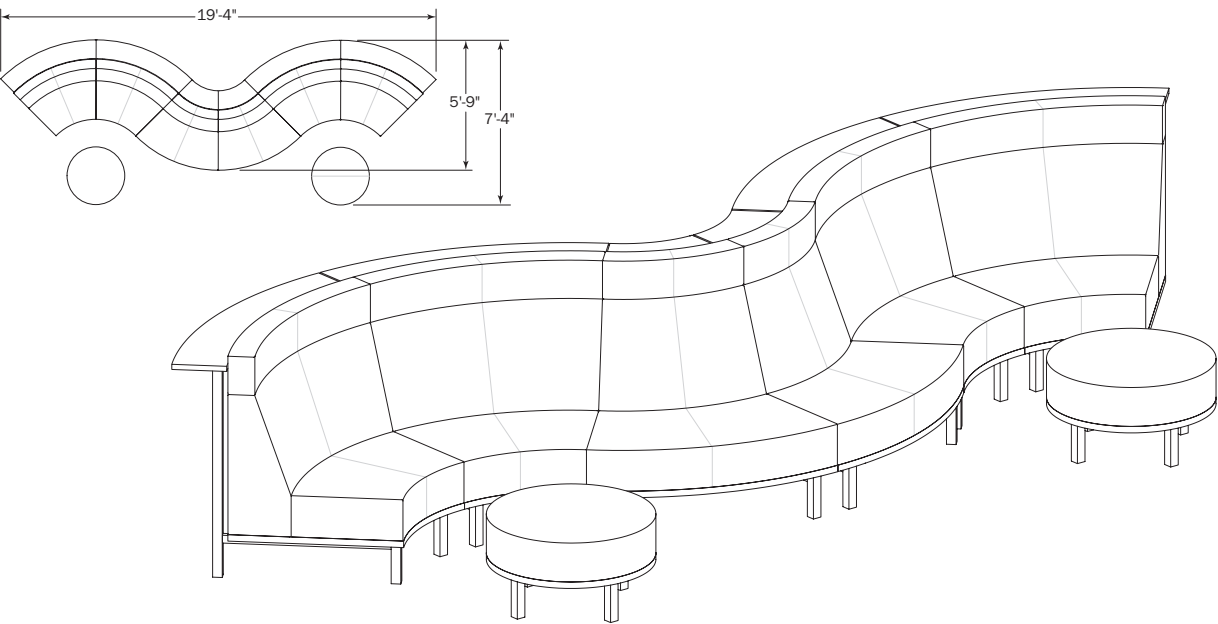
**Total List \$15,990**

**Models**

- (4) CTL1200
- (4) CTL2201
- (2) CTR3220CC



Typicals:  
CT007

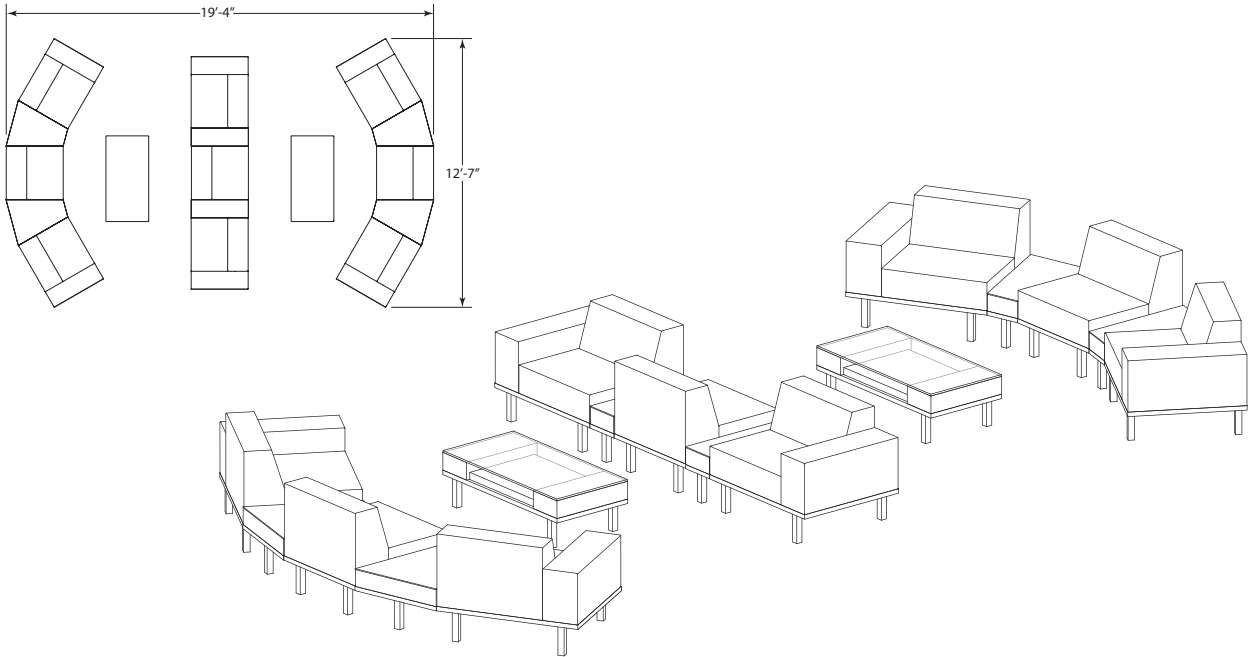


Total List \$24,858

Models

- (4) CTI32304
- (2) CT032304
- (2) CTD300

CT008

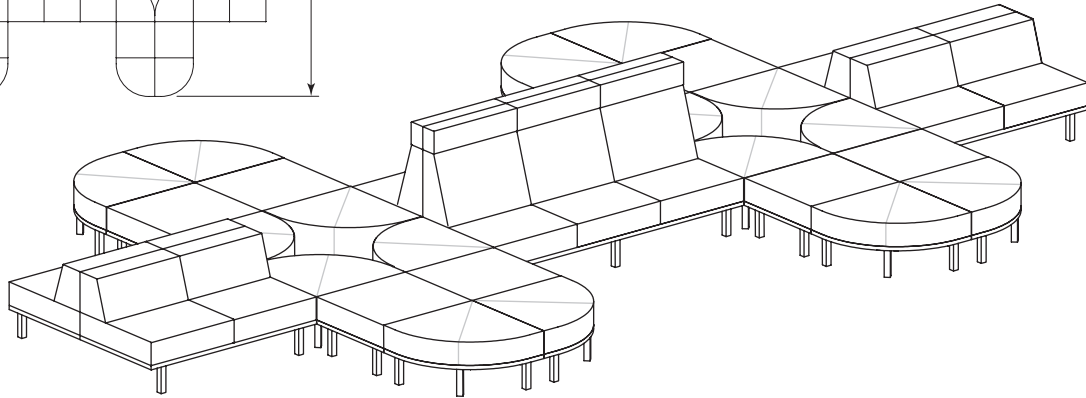
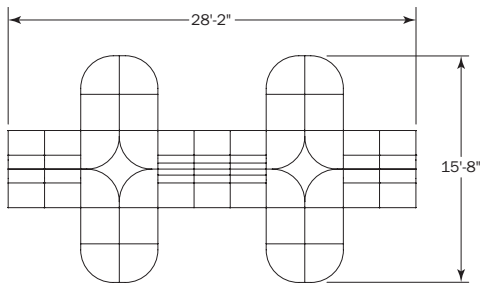


Total List \$24,897

Models

- |               |               |
|---------------|---------------|
| (3) CTL1301UL | (4) CTW30C    |
| (3) CTL1301UR | (2) CTR3210CC |
| (3) CTL1301   | (2) CT2448-15 |

**Typicals:**  
**CT009**

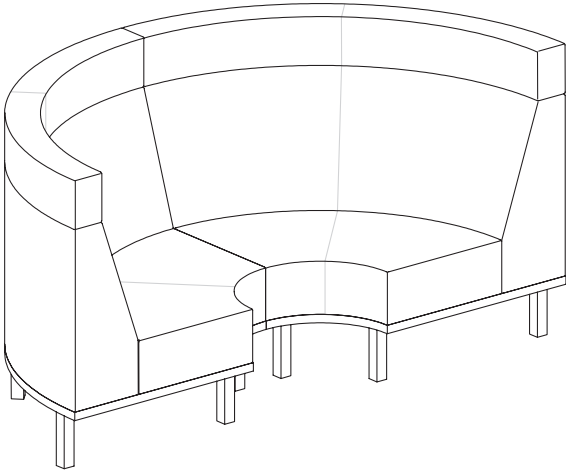
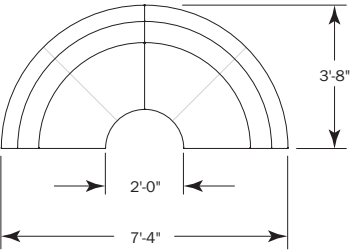


**Total List \$49,676**

**Models**

- (8) CTL1301
- (16) CTW900
- (8) CTS320
- (6) CTL1303

Curved Unit Typicals:  
CT010

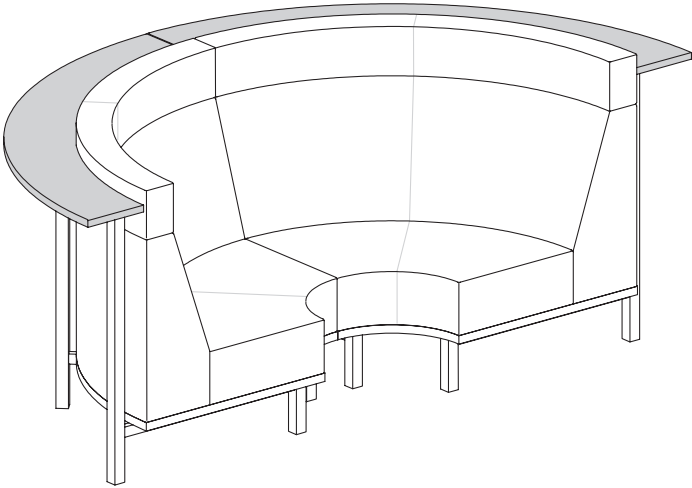
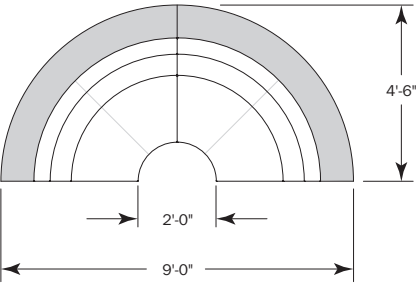


Total List \$5,010

Models

(2) CTI32123

CT011

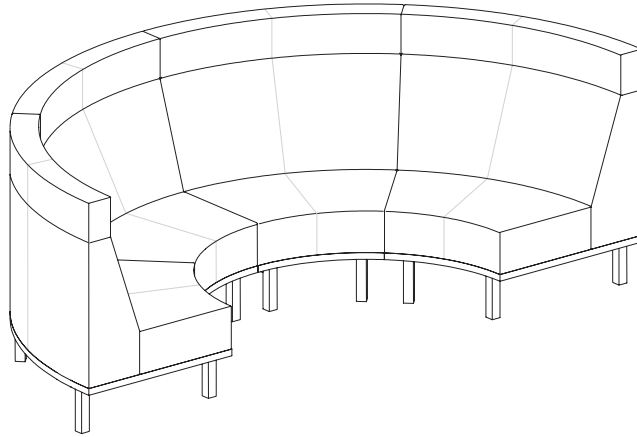
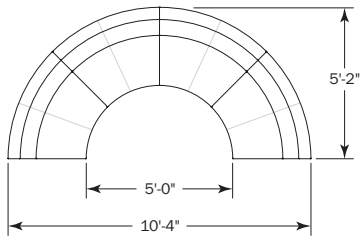


Total List \$6,986

Models

(2) CTI32124

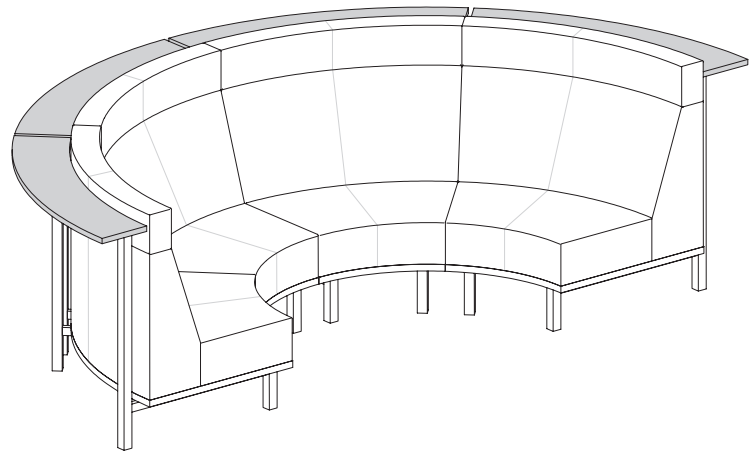
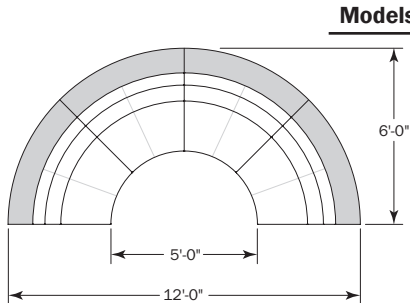
**Curved Unit Typicals:**  
**CT012**



Total List \$9,764

**Models**  
**(4) CTI32303**

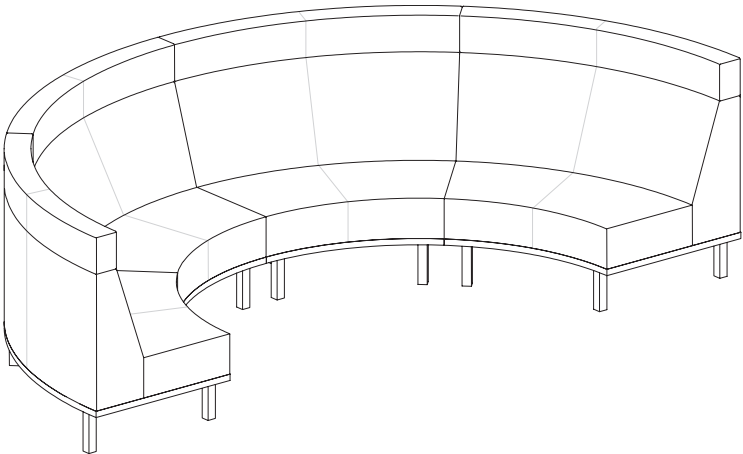
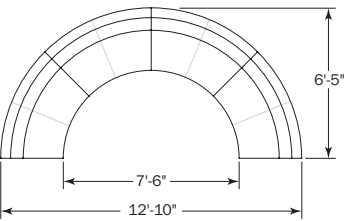
**CT013**



Total List \$13,836

**(4) CTI32304**

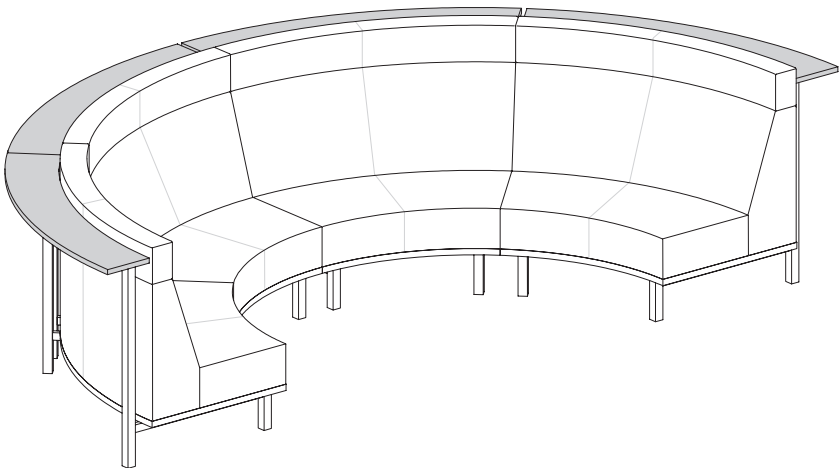
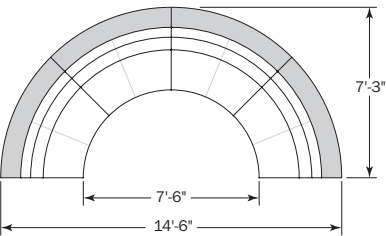
Curved Unit Typical:  
CT014



Total List \$9,932

Models  
(4) CTI32453


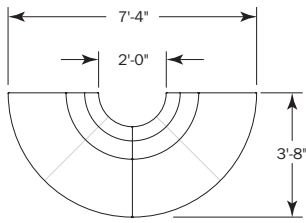
CT015



Total List \$15,992

Models  
(4) CTI32454

## Curved Unit Typicals: CT016

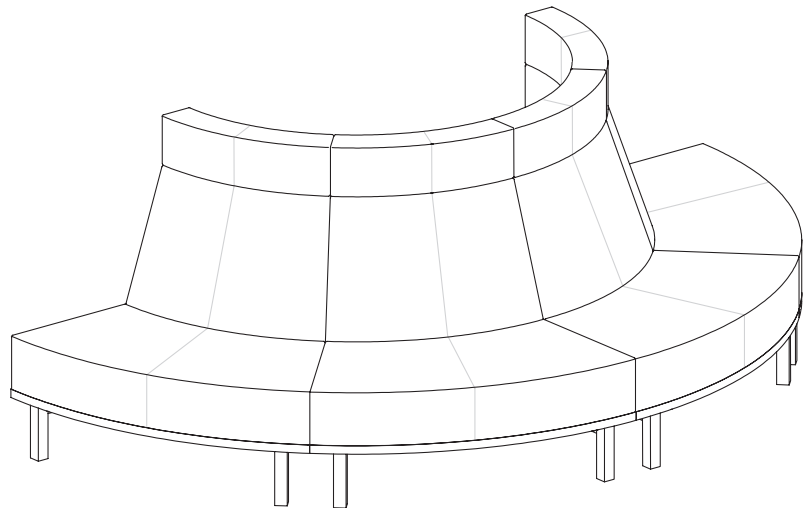
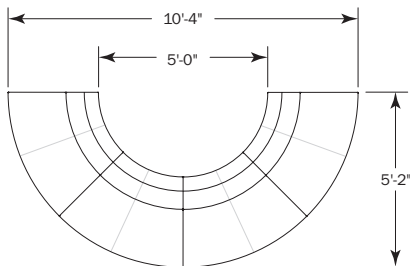


Total List \$4,842

### Models

(2) CT032123

## CT017

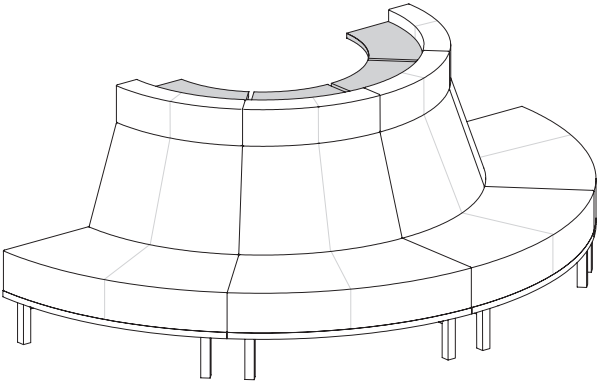
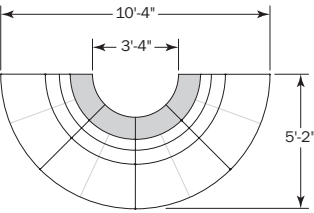


Total List \$9,600

### Models

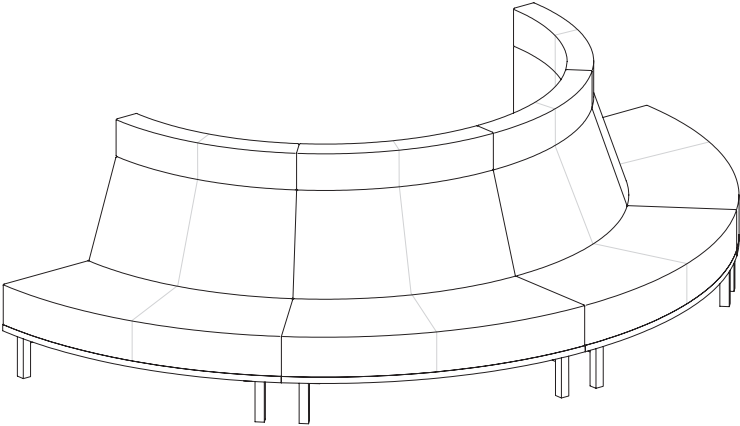
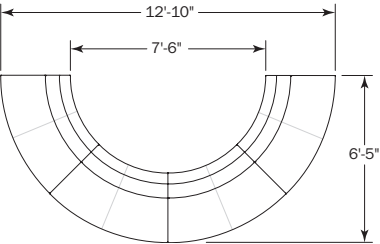
(4) CT032303

Curved Unit Typicals:  
CT018



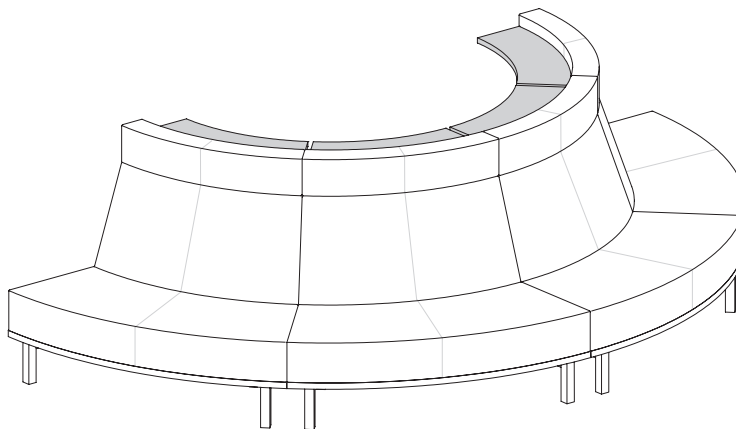
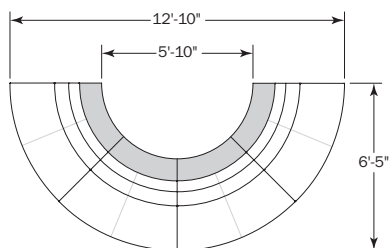
Total List \$13,280	Models
	(4) CT032304

CT019



Total List \$9,764	Models
	(4) CT032453

**Curved Unit Typical:**  
**CT020**

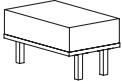
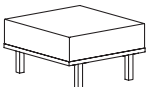
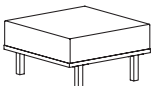
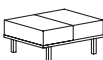


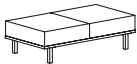
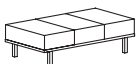
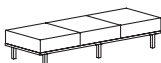
**Total List \$13,536**

**Models**

**(4) CT032454**



Description	① Model	Specifications				List Price Per Grade	
<div>Single Seat Bench</div> <div></div>	<div>CTL1200</div> <div><div>· 20" seat width</div><div>· recommended for modular configuration only</div><div>· double cut veneer available; specify and add \$105 list</div></div> <div>GSA Contract SIN #33721</div>	Dimensions	D	W	H	COM	\$1,192
		Overall	32	20	18	A	\$1,235
		Seat	32	20	18	B	\$1,285
		Upholstery	Shipping		COL/C	\$1,374	
		COM Ydg	2 ¼	Ctn Wt	55	D	\$1,485
		COL Sq Ft	52	Cu Ft	7	E	\$1,599
						F	\$1,776
						G	\$1,964
						H	\$2,166
						I	\$2,481
<div>Single Seat Bench</div> <div></div>	<div>CTL1300</div> <div><div>· 30" seat width</div><div>· double cut veneer available; specify and add \$105 list</div></div> <div>GSA Contract SIN #33721</div>	Dimensions	D	W	H	COM	\$1,205
		Overall	32	30	18	A	\$1,249
		Seat	32	30	18	B	\$1,297
		Upholstery	Shipping		COL/C	\$1,387	
		COM Ydg	2 ¼	Ctn Wt	58	D	\$1,501
		COL Sq Ft	52	Cu Ft	10	E	\$1,614
						F	\$1,789
						G	\$1,979
						H	\$2,179
						I	\$2,493
<div>Single Seat Bench</div> <div></div>	<div>CTS320</div> <div><div>· 32" seat width</div><div>· attaches to lounge, bench or other linking units to form a 90° shaped connection</div><div>· double cut veneer available; specify and add \$105 list</div></div> <div>GSA Contract SIN #33721</div>	Dimensions	D	W	H	COM	\$1,398
		Overall	32	32	18	A	\$1,445
		Seat	32	32	18	B	\$1,497
		Upholstery	Shipping		COL/C	\$1,583	
		COM Ydg	2 ¼	Ctn Wt	73	D	\$1,696
		COL Sq Ft	52	Cu Ft	10	E	\$1,811
						F	\$1,986
						G	\$2,173
						H	\$2,375
						I	\$2,689
<div>Two Seat Bench</div> <div></div>	<div>CTL2200</div> <div><div>· 20" individual seat width</div><div>· double cut veneer available; specify and add \$105 list</div></div> <div>GSA Contract SIN #33721</div>	Dimensions	D	W	H	COM	\$2,140
		Overall	32	40	18	A	\$2,224
		Seat	32	40	18	B	\$2,324
		Upholstery	Shipping		COL/C	\$2,500	
		COM Ydg	4 ½	Ctn Wt	79	D	\$2,726
		COL Sq Ft	104	Cu Ft	13	E	\$2,954
						F	\$3,305
						G	\$3,683
						H	\$4,084
						I	\$4,713

Description	1 Model	Specifications	List Price Per Grade
Two Seat Bench 	<b>CTL2300</b> · 30" individual seat width · double cut veneer available; specify and add \$105 list  GSA Contract SIN #33721	<b>Dimensions</b>	<b>COM</b> \$2,163
		<b>D</b> <b>W</b> <b>H</b>	<b>A</b> \$2,246
		Overall 32 60 18	<b>B</b> \$2,346
		Seat 32 60 18	<b>COL/C</b> \$2,523
		<b>Upholstery</b>	<b>D</b> \$2,750
		<b>Shipping</b>	<b>E</b> \$2,974
		COM Ydg 4 ½ Ctn Wt 100	<b>F</b> \$3,328
		COL Sq Ft 104 Cu Ft 19	<b>G</b> \$3,705
			<b>H</b> \$4,107
			<b>I</b> \$4,737
			<b>J</b> \$5,490
			<b>L1</b> \$4,283
			<b>L2</b> \$4,812
Three Seat Bench 	<b>CTL3200</b> · 20" individual seat width · double cut veneer available; specify and add \$105 list  GSA Contract SIN #33721	<b>Dimensions</b>	<b>COM</b> \$3,087
		<b>D</b> <b>W</b> <b>H</b>	<b>A</b> \$3,211
		Overall 32 60 18	<b>B</b> \$3,361
		Seat 32 60 18	<b>COL/C</b> \$3,626
		<b>Upholstery</b>	<b>D</b> \$3,963
		<b>Shipping</b>	<b>E</b> \$4,304
		COM Ydg 6 ¾ Ctn Wt 113	<b>F</b> \$4,832
		COL Sq Ft 156 Cu Ft 19	<b>G</b> \$5,398
			<b>H</b> \$6,002
			<b>I</b> \$6,945
			<b>J</b> \$8,077
			<b>L1</b> \$6,266
			<b>L2</b> \$7,058
Three Seat Bench 	<b>CTL3300</b> · 30" individual seat width · double cut veneer available; specify and add \$105 list  GSA Contract SIN #33721	<b>Dimensions</b>	<b>COM</b> \$3,122
		<b>D</b> <b>W</b> <b>H</b>	<b>A</b> \$3,247
		Overall 32 90 18	<b>B</b> \$3,397
		Seat 32 90 18	<b>COL/C</b> \$3,660
		<b>Upholstery</b>	<b>D</b> \$4,000
		<b>Shipping</b>	<b>E</b> \$4,339
		COM Ydg 6 ¾ Ctn Wt 158	<b>F</b> \$4,868
		COL Sq Ft 156 Cu Ft 28	<b>G</b> \$5,434
			<b>H</b> \$6,038
			<b>I</b> \$6,982
			<b>J</b> \$8,111
			<b>L1</b> \$6,302
			<b>L2</b> \$7,092

**To Order, Specify:**

- Model Number
- Wood Species - Cherry (CH1), Maple (MA1), Walnut (WA1) or Double Cut (DC1)
- Wood Finish
- Fabric Selection - vendor, pattern and color
- Metal Leg Color - Black Sandtex (BSX), Pewter (PEW), Soft Nickel (SNK) or Stardust Silver (STS)
- Optional Rubber Cushion Nylon Glides - no upcharge
- Product Options

**3 Wood Finish Options:**

**Cherry**  
BRL Barley  
BBM Bourbon Medium  
BRM Brighton Medium  
CLA Classic  
CLL Collectors  
EAR Earthy  
HRV Harvest  
LGC Legacy  
PRL Praline  
SAF Saffron

**Double Cut**  
COF Coffee  
CRM Cremello  
FOS Fossil  
GRH Graphite  
KHK Khaki  
STU Studio Teak

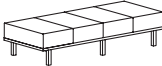
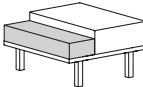
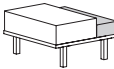
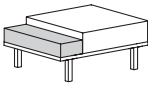

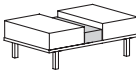
**Maple**  
ALM Ale Medium  
BUT Butterscotch  
CIN Cinnamon  
FLX Flax  
VEN Venetian  
TOF Toffee  
TRF Truffle

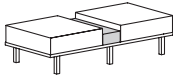
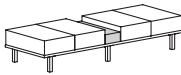

**Walnut**  
AUB Auburn  
ESP Espresso  
MCH Mocha  
NTO Night Owl  
SIE Sienna

**Specifications**

- Wood species - Cherry, Maple, Walnut or Double Cut.
- Seat has synthetic sheet webbing with cross strap reinforcement, 4 ¼" high density polyurethane foam.
- Plywood construction with locking tenons, glue and screws.
- Linking bracket included.
- Metal legs are 16 gauge steel tube with metal leveling glides.

- See a selection of graded in fabric manufacturers and patterns on pages 20-28 Contact Customer Service for additional fabric options.

Description	① Model	Specifications				List Price Per Grade	
<b>Four Seat Bench</b> 	<b>CTL4200</b> · 20" individual seat width · double cut veneer available; specify and add \$105 list  GSA Contract SIN #33721	<b>Dimensions</b>	<b>D</b>	<b>W</b>	<b>H</b>	<b>COM</b>	\$3,798
		Overall	32	80	18	A	\$3,957
		Seat	32	80	18	B	\$4,160
		<b>Upholstery</b>	<b>Shipping</b>			COL/C	\$4,511
		COM Ydg	9	Ctn Wt	146	D	\$4,964
		COL Sq Ft	207	Cu Ft	25	E	\$5,417
						F	\$6,119
						G	\$6,875
						H	\$7,680
						I	\$8,936
				J	\$10,445		
				L1	\$8,032		
				L2	\$9,087		
<b>Single Seat Bench with End Table</b>  <b>CTL1200CR</b> right  <b>CTL1200CL</b> left	<b>CTL1200CR</b> <b>CTL1200CL</b> · 20" seat width · 10" table width · double cut veneer available; specify and add \$157 list  GSA Contract SIN #33721	<b>Dimensions</b>	<b>D</b>	<b>W</b>	<b>H</b>	<b>COM</b>	\$1,433
		Overall	32	30	18	A	\$1,478
		Seat	32	20	18	B	\$1,530
		<b>Upholstery</b>	<b>Shipping</b>			COL/C	\$1,618
		COM Ydg	2 ¼	Ctn Wt	75	D	\$1,730
		COL Sq Ft	52	Cu Ft	10	E	\$1,844
						F	\$2,019
						G	\$2,208
						H	\$2,410
						I	\$2,724
				J	\$3,100		
				L1	\$2,498		
				L2	\$2,760		
<b>Single Seat Bench with End Table</b>  <b>CTL1300CR</b> right  <b>CTL1300CL</b> left	<b>CTL1300CR</b> <b>CTL1300CL</b> · 30" seat width · 10" table width · double cut veneer available; specify and add \$157 list  GSA Contract SIN #33721	<b>Dimensions</b>	<b>D</b>	<b>W</b>	<b>H</b>	<b>COM</b>	\$1,511
		Overall	32	40	18	A	\$1,560
		Seat	32	30	18	B	\$1,610
		<b>Upholstery</b>	<b>Shipping</b>			COL/C	\$1,699
		COM Ydg	2 ¼	Ctn Wt	85	D	\$1,813
		COL Sq Ft	52	Cu Ft	13	E	\$1,926
						F	\$2,103
						G	\$2,292
						H	\$2,491
						I	\$2,806
				J	\$3,183		
				L1	\$2,580		
				L2	\$2,843		
<b>Two Seat Bench with Center Console</b> 	<b>CTL2200CC</b> · 20" individual seat width · 10" wide center console · double cut veneer available; specify and add \$157 list  GSA Contract SIN #33721	<b>Dimensions</b>	<b>D</b>	<b>W</b>	<b>H</b>	<b>COM</b>	\$2,280
		Overall	32	50	18	A	\$2,367
		Seat	32	40	18	B	\$2,468
		<b>Upholstery</b>	<b>Shipping</b>			COL/C	\$2,643
		COM Ydg	4 ½	Ctn Wt	96	D	\$2,871
		COL Sq Ft	104	Cu Ft	16	E	\$3,096
						F	\$3,449
						G	\$3,826
						H	\$4,227
						I	\$4,857
				J	\$5,612		
				L1	\$4,403		
				L2	\$4,933		

Description	① Model	Specifications	List Price Per Grade
<b>Two Seat Bench with Center Console</b> 	<b>CTL2300CC</b> • 30" individual seat width • 10" wide center console • double cut veneer available; specify and add \$157 list GSA Contract SIN #33721	<b>Dimensions</b>	COM \$2,449
		Overall	A \$2,536
		Seat	B \$2,638
		<b>Upholstery</b>	COL/C \$2,812
		<b>Shipping</b>	D \$3,039
		COM Ydg	E \$3,265
		COL Sq Ft	F \$3,617
			G \$3,995
			H \$4,397
			I \$5,026
<b>Four Seat Bench with Center Console</b> 	<b>CTL4200CC</b> • 20" individual seat width • 10" wide center console • double cut veneer available; specify and add \$157 list GSA Contract SIN #33721	<b>Dimensions</b>	COM \$3,987
		Overall	A \$4,147
		Seat	B \$4,351
		<b>Upholstery</b>	COL/C \$4,702
		<b>Shipping</b>	D \$5,155
		COM Ydg	E \$5,607
		COL Sq Ft	F \$6,310
			G \$7,066
			H \$7,871
			I \$9,128
<b>90° Curved Bench</b> 	<b>CTI32120</b> • 12" inside radius • 44" outside radius • double cut veneer available; specify and add \$105 list GSA Contract SIN #33721	<b>Dimensions</b>	COM \$1,843
		Overall	A \$1,898
		Seat	B \$1,955
		<b>Upholstery</b>	COL/C \$2,052
		<b>Shipping</b>	D \$2,179
		COM Ydg	E \$2,303
		COL Sq Ft	F \$2,499
			G \$2,710
			H \$2,932
			I \$3,282

## To Order, Specify:

- ① Model Number
- ② Wood Species - Cherry (CH1), Maple (MA1), Walnut (WA1) or Double Cut (DC1)
- ③ Wood Finish
- ④ Fabric Selection - vendor, pattern and color
- ⑤ Metal Leg Color - Black Sandtex (BSX), Pewter (PEW), Soft Nickel (SNK) or Stardust Silver (STS)
- ⑥ Optional Power Center - Flush Mount (EC22) - Black (B) or White (W); \$580 list each, see page 201 for location availability
- ⑦ Optional Drink Holders (DH) - add \$195 list
- ⑧ Optional Coordinating Wood Grain Laminate Available on Table Top - no upcharge. Finishes with an asterisk have a coordinating laminate available.
- ⑨ Optional Rubber Cushion Nylon Glides - no upcharge
- ⑩ Product Options

## ③ Wood Finish Options:

Cherry	Maple	Walnut
BRL Barley	ALM Ale Medium	AUB Auburn
BBM Bourbon Medium	BUT Butterscotch	ESP Espresso
BRM Brighton Medium	CIN Cinnamon	MCH Mocha*
CLA Classic	FLX Flax	NTN Night Owl*
CLL Collectors*	VEN Venetian	SIE Sienna*
EAR Earthy	TOF Toffee	
HRV Harvest*	TRF Truffle*	
LGC Legacy		
PRL Praline*		
SAF Saffron		


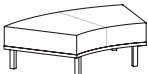
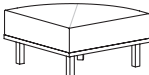
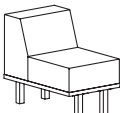
Double Cut
COF Coffee
CRM Cremello
FOS Fossil
GRH Graphite
KHK Khaki
STU Studio Teak



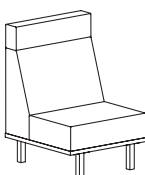
\*finishes with coordinating laminate top option

- ④ See a selection of graded in fabric manufacturers and patterns on pages 20-28 Contact Customer Service for additional fabric options.

## Specifications

- Wood species - Cherry, Maple, Walnut or Double Cut.
- Seat has synthetic sheet webbing with cross strap reinforcement, 4 1/4" high density polyurethane foam.
- Plywood construction with locking tenons, glue and screws.
- Linking bracket included.
- Metal legs are 16 gauge steel tube with metal leveling glides.

Description	① Model	Specifications	List Price Per Grade																										
45° Curved Bench 	<b>CTI32300</b> <ul style="list-style-type: none"><li>· 30" inside radius</li><li>· 66" outside radius</li><li>· double cut veneer available; specify and add \$105 list</li></ul> <div>GSA Contract SIN #33721</div>	<table><tr><th>Dimensions</th><th>D</th><th>W</th><th>H</th></tr><tr><td>Overall</td><td>32</td><td></td><td>18</td></tr><tr><td>Seat</td><td>32</td><td></td><td>18</td></tr><tr><th>Upholstery</th><th colspan="3">Shipping</th></tr><tr><td>COM Ydg</td><td>2</td><td>Ctn Wt</td><td>62</td></tr><tr><td>COL Sq Ft</td><td>46</td><td>Cu Ft</td><td>18</td></tr></table>	Dimensions	D	W	H	Overall	32		18	Seat	32		18	Upholstery	Shipping			COM Ydg	2	Ctn Wt	62	COL Sq Ft	46	Cu Ft	18	COM \$1,843 A \$1,893 B \$1,937 COL/C \$2,016 D \$2,115 E \$2,217 F \$2,372 G \$2,541 H \$2,721 I \$2,999 J \$3,335 L1 \$2,799 L2 \$3,032		
		Dimensions	D	W	H																								
		Overall	32		18																								
		Seat	32		18																								
		Upholstery	Shipping																										
		COM Ydg	2	Ctn Wt	62																								
		COL Sq Ft	46	Cu Ft	18																								
		45° Curved Bench 	<b>CTI32450</b> <ul style="list-style-type: none"><li>· 45" inside radius</li><li>· 77" outside radius</li><li>· double cut veneer available; specify and add \$105 list</li></ul> <div>GSA Contract SIN #33721</div>	<table><tr><th>Dimensions</th><th>D</th><th>W</th><th>H</th></tr><tr><td>Overall</td><td>32</td><td></td><td>18</td></tr><tr><td>Seat</td><td>32</td><td></td><td>18</td></tr><tr><th>Upholstery</th><th colspan="3">Shipping</th></tr><tr><td>COM Ydg</td><td>2 ½</td><td>Ctn Wt</td><td>65</td></tr><tr><td>COL Sq Ft</td><td>58</td><td>Cu Ft</td><td>22</td></tr></table>	Dimensions	D	W	H	Overall	32		18	Seat	32		18	Upholstery	Shipping			COM Ydg	2 ½	Ctn Wt	65	COL Sq Ft	58	Cu Ft	22	COM \$1,843 A \$1,898 B \$1,955 COL/C \$2,052 D \$2,179 E \$2,303 F \$2,499 G \$2,710 H \$2,932 I \$3,282 J \$3,701 L1 \$3,030 L2 \$3,324
				Dimensions	D	W	H																						
				Overall	32		18																						
Seat	32				18																								
Upholstery	Shipping																												
COM Ydg	2 ½			Ctn Wt	65																								
COL Sq Ft	58			Cu Ft	22																								
Quarter Round Bench 	<b>CTW900</b> <ul style="list-style-type: none"><li>· 32" seat width</li><li>· fully upholstered</li><li>· double cut veneer available; specify and add \$105 list</li></ul> <div>GSA Contract SIN #33721</div>			<table><tr><th>Dimensions</th><th>D</th><th>W</th><th>H</th></tr><tr><td>Overall</td><td>32</td><td></td><td>18</td></tr><tr><td>Seat</td><td>32</td><td></td><td>18</td></tr><tr><th>Upholstery</th><th colspan="3">Shipping</th></tr><tr><td>COM Ydg</td><td>2</td><td>Ctn Wt</td><td>58</td></tr><tr><td>COL Sq Ft</td><td>46</td><td>Cu Ft</td><td>11</td></tr></table>	Dimensions	D	W	H	Overall	32		18	Seat	32		18	Upholstery	Shipping			COM Ydg	2	Ctn Wt	58	COL Sq Ft	46	Cu Ft	11	COM \$1,224 A \$1,265 B \$1,311 COL/C \$1,388 D \$1,487 E \$1,590 F \$1,745 G \$1,913 H \$2,091 I \$2,371 J \$2,706 L1 \$2,170 L2 \$2,407
				Dimensions	D	W	H																						
				Overall	32		18																						
		Seat	32		18																								
		Upholstery	Shipping																										
		COM Ydg	2	Ctn Wt	58																								
		COL Sq Ft	46	Cu Ft	11																								
		Single Seat Low Back 	<b>CTL1201</b> <ul style="list-style-type: none"><li>· armless</li><li>· 20" seat width</li><li>· COM based on single fabric</li><li>· multiple fabrics, see pages 204-206 for yardage requirements</li><li>· double cut veneer available; specify and add \$105 list</li></ul> <div>GSA Contract SIN #33721</div>	<table><tr><th>Dimensions</th><th>D</th><th>W</th><th>H</th></tr><tr><td>Overall</td><td>32</td><td>20</td><td>30 ½</td></tr><tr><td>Seat</td><td>20</td><td>20</td><td>18</td></tr><tr><th>Upholstery</th><th colspan="3">Shipping</th></tr><tr><td>COM Ydg</td><td>3 ½</td><td>Ctn Wt</td><td>66</td></tr><tr><td>COL Sq Ft</td><td>81</td><td>Cu Ft</td><td>11</td></tr></table>	Dimensions	D	W	H	Overall	32	20	30 ½	Seat	20	20	18	Upholstery	Shipping			COM Ydg	3 ½	Ctn Wt	66	COL Sq Ft	81	Cu Ft	11	COM \$1,235 A \$1,293 B \$1,371 COL/C \$1,508 D \$1,684 E \$1,860 F \$2,134 G \$2,426 H \$2,740 I \$3,229 J \$3,817 L1 \$2,877 L2 \$3,288
				Dimensions	D	W	H																						
				Overall	32	20	30 ½																						
Seat	20			20	18																								
Upholstery	Shipping																												
COM Ydg	3 ½			Ctn Wt	66																								
COL Sq Ft	81			Cu Ft	11																								

Description	1 Model	Specifications	List Price Per Grade																								
<b>Single Seat Low Back</b> 	<b>CTL1301</b> <ul style="list-style-type: none"><li>• armless</li><li>• 30" seat width</li><li>• COM based on single fabric</li><li>• multiple fabrics, see pages 204–206 for yardage requirements</li><li>• double cut veneer available; specify and add \$105 list</li></ul> <div>GSA Contract SIN #33721</div>	<table><tr><th>Dimensions</th><th>D</th><th>W</th><th>H</th></tr><tr><td>Overall</td><td>32</td><td>30</td><td>30 ½</td></tr><tr><td>Seat</td><td>20</td><td>30</td><td>18</td></tr><tr><th>Upholstery</th><th colspan="3">Shipping</th></tr><tr><td>COM Ydg</td><td>3 ½</td><td>Ctn Wt</td><td>77</td></tr><tr><td>COL Sq Ft</td><td>81</td><td>Cu Ft</td><td>16</td></tr></table>	Dimensions	D	W	H	Overall	32	30	30 ½	Seat	20	30	18	Upholstery	Shipping			COM Ydg	3 ½	Ctn Wt	77	COL Sq Ft	81	Cu Ft	16	COM \$1,344
		Dimensions	D	W	H																						
		Overall	32	30	30 ½																						
		Seat	20	30	18																						
		Upholstery	Shipping																								
		COM Ydg	3 ½	Ctn Wt	77																						
		COL Sq Ft	81	Cu Ft	16																						
		A \$1,405																									
		B \$1,481																									
		COL/C \$1,619																									
D \$1,796																											
E \$1,970																											
F \$2,244																											
G \$2,538																											
H \$2,850																											
I \$3,340																											
J \$3,927																											
L1 \$2,989																											
L2 \$3,399																											
<b>Single Seat Mid Back</b> 	<b>CTL1302</b> <ul style="list-style-type: none"><li>• armless</li><li>• 30" seat width</li><li>• COM based on single fabric</li><li>• multiple fabrics, see pages 204–206 for yardage requirements</li><li>• double cut veneer available; specify and add \$105 list</li></ul> <div>GSA Contract SIN #33721</div>	<table><tr><th>Dimensions</th><th>D</th><th>W</th><th>H</th></tr><tr><td>Overall</td><td>32</td><td>30</td><td>37 ½</td></tr><tr><td>Seat</td><td>20</td><td>30</td><td>18</td></tr><tr><th>Upholstery</th><th colspan="3">Shipping</th></tr><tr><td>COM Ydg</td><td>3 ¾</td><td>Ctn Wt</td><td>82</td></tr><tr><td>COL Sq Ft</td><td>87</td><td>Cu Ft</td><td>21</td></tr></table>	Dimensions	D	W	H	Overall	32	30	37 ½	Seat	20	30	18	Upholstery	Shipping			COM Ydg	3 ¾	Ctn Wt	82	COL Sq Ft	87	Cu Ft	21	COM \$1,496
		Dimensions	D	W	H																						
		Overall	32	30	37 ½																						
		Seat	20	30	18																						
		Upholstery	Shipping																								
		COM Ydg	3 ¾	Ctn Wt	82																						
		COL Sq Ft	87	Cu Ft	21																						
		A \$1,559																									
		B \$1,644																									
		COL/C \$1,789																									
D \$1,979																											
E \$2,167																											
F \$2,460																											
G \$2,774																											
H \$3,110																											
I \$3,635																											
J \$4,262																											
L1 \$3,257																											
L2 \$3,696																											
<b>Single Seat High Back</b> 	<b>CTL1303</b> <ul style="list-style-type: none"><li>• armless</li><li>• 30" seat width</li><li>• 7" high headrest</li><li>• COM based on single fabric</li><li>• multiple fabrics, see pages 204–206 for yardage requirements</li><li>• double cut veneer available; specify and add \$105 list</li></ul> <div>GSA Contract SIN #33721</div>	<table><tr><th>Dimensions</th><th>D</th><th>W</th><th>H</th></tr><tr><td>Overall</td><td>32</td><td>30</td><td>44 ½</td></tr><tr><td>Seat</td><td>20</td><td>30</td><td>18</td></tr><tr><th>Upholstery</th><th colspan="3">Shipping</th></tr><tr><td>COM Ydg</td><td>4 ½</td><td>Ctn Wt</td><td>90</td></tr><tr><td>COL Sq Ft</td><td>104</td><td>Cu Ft</td><td>25</td></tr></table>	Dimensions	D	W	H	Overall	32	30	44 ½	Seat	20	30	18	Upholstery	Shipping			COM Ydg	4 ½	Ctn Wt	90	COL Sq Ft	104	Cu Ft	25	COM \$1,645
		Dimensions	D	W	H																						
		Overall	32	30	44 ½																						
		Seat	20	30	18																						
		Upholstery	Shipping																								
		COM Ydg	4 ½	Ctn Wt	90																						
		COL Sq Ft	104	Cu Ft	25																						
		A \$1,721																									
		B \$1,820																									
		COL/C \$1,995																									
D \$2,224																											
E \$2,449																											
F \$2,802																											
G \$3,180																											
H \$3,580																											
I \$4,210																											
J \$4,965																											
L1 \$3,757																											
L2 \$4,285																											

## To Order, Specify:

- Model Number
- Wood Species - Cherry (CH1), Maple (MA1), Walnut (WA1) or Double Cut (DC1)
- Wood Finish
- Fabric Selection - vendor, pattern and color
  - Seat
  - Back
- Metal Leg Color - Black Sandtex (BSX), Pewter (PEW), Soft Nickel (SNK) or Stardust Silver (STS)
- Optional Rubber Cushion Nylon Glides - no upcharge

## 3 Wood Finish Options:

**Cherry**  
 BRL Barley  
 BBM Bourbon Medium  
 BRM Brighton Medium  
 CLA Classic  
 CLL Collectors  
 EAR Earthy  
 HRV Harvest  
 LGC Legacy  
 PRL Praline  
 SAF Saffron

**Double Cut**  
 COF Coffee  
 CRM Cremello  
 FOS Fossil  
 GRH Graphite  
 KHK Khaki  
 STU Studio Teak

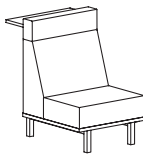
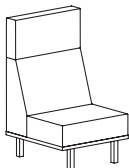
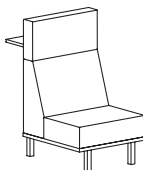
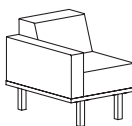
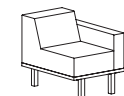
**Maple**  
 ALM Ale Medium  
 BUT Butterscotch  
 CIN Cinnamon  
 FLX Flax  
 VEN Venetian  
 TOF Toffee  
 TRF Truffle

**Walnut**  
 AUB Auburn  
 ESP Espresso  
 MCH Mocha  
 NTO Night Owl  
 SIE Sienna

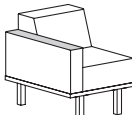
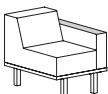
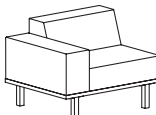
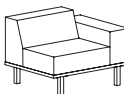
## Specifications

- Wood species - Cherry, Maple, Walnut or Double Cut.
- Seat has synthetic sheet webbing with cross strap reinforcement, 4 1/4" high density polyurethane foam.
- Back has high density polyurethane foam.
- Plywood construction with locking tenons, glue and screws.
- Linking bracket included.
- Metal legs are 16 gauge steel tube with metal leveling glides.

- See a selection of graded in fabric manufacturers and patterns on pages 20-28 Contact Customer Service for additional fabric options.

Description	① Model	Specifications	List Price Per Grade																												
Single Seat High Back with Stand Up Surface 	<b>CTL1304</b> <ul style="list-style-type: none"><li>· armless</li><li>· stand up surface corner; specify square (S) no upcharge or rounded (R) add \$39 list</li><li>· 30" seat width</li><li>· 7" high headrest</li><li>· 41 ¾" high stand up surface</li><li>· COM based on single fabric</li><li>· multiple fabrics, see pages 204-206 for yardage requirements</li><li>· double cut veneer available; specify and add \$105 list</li></ul>	<table><tr><th>Dimensions</th><th>D</th><th>W</th><th>H</th></tr><tr><td>Overall</td><td>42</td><td>30</td><td>44 ½</td></tr><tr><td>Seat</td><td>20</td><td>30</td><td>18</td></tr><tr><th>Upholstery</th><th colspan="3">Shipping</th></tr><tr><td>COM Ydg</td><td>4 ½</td><td>Ctn Wt</td><td>125</td></tr><tr><td>COL Sq Ft</td><td>104</td><td>Cu Ft</td><td>34</td></tr></table> <p>GSA Contract SIN #33721</p>	Dimensions	D	W	H	Overall	42	30	44 ½	Seat	20	30	18	Upholstery	Shipping			COM Ydg	4 ½	Ctn Wt	125	COL Sq Ft	104	Cu Ft	34	COM \$2,554 A \$2,643 B \$2,744 COL/C \$2,922 D \$3,146 E \$3,373 F \$3,725 G \$4,102 H \$4,505 I \$5,133 J \$5,888 L1 \$4,680 L2 \$5,209				
Dimensions	D	W	H																												
Overall	42	30	44 ½																												
Seat	20	30	18																												
Upholstery	Shipping																														
COM Ydg	4 ½	Ctn Wt	125																												
COL Sq Ft	104	Cu Ft	34																												
Single Seat Privacy Back 	<b>CTL1305</b> <ul style="list-style-type: none"><li>· armless</li><li>· 30" seat width</li><li>· 14" high headrest</li><li>· COM based on single fabric</li><li>· multiple fabrics, see pages 204-206 for yardage requirements</li><li>· double cut veneer available; specify and add \$105 list</li></ul>	<table><tr><th>Dimensions</th><th>D</th><th>W</th><th>H</th></tr><tr><td>Overall</td><td>32</td><td>30</td><td>51 ½</td></tr><tr><td>Seat</td><td>20</td><td>30</td><td>18</td></tr><tr><th>Upholstery</th><th colspan="3">Shipping</th></tr><tr><td>COM Ydg</td><td>5</td><td>Ctn Wt</td><td>93</td></tr><tr><td>COL Sq Ft</td><td>115</td><td>Cu Ft</td><td>29</td></tr></table> <p>GSA Contract SIN #33721</p>	Dimensions	D	W	H	Overall	32	30	51 ½	Seat	20	30	18	Upholstery	Shipping			COM Ydg	5	Ctn Wt	93	COL Sq Ft	115	Cu Ft	29	COM \$1,794 A \$1,879 B \$1,990 COL/C \$2,185 D \$2,437 E \$2,687 F \$3,080 G \$3,499 H \$3,946 I \$4,644 J \$5,482 L1 \$4,141 L2 \$4,727				
Dimensions	D	W	H																												
Overall	32	30	51 ½																												
Seat	20	30	18																												
Upholstery	Shipping																														
COM Ydg	5	Ctn Wt	93																												
COL Sq Ft	115	Cu Ft	29																												
Single Seat Privacy Back with Stand Up Surface 	<b>CTL1306</b> <ul style="list-style-type: none"><li>· armless</li><li>· stand up surface corner; specify square (S) no upcharge or rounded (R) add \$39 list</li><li>· 30" seat width</li><li>· 14" high headrest</li><li>· 41 ¾" high stand up surface</li><li>· COM based on single fabric</li><li>· multiple fabrics, see pages 204-206 for yardage requirements</li><li>· double cut veneer available; specify and add \$105 list</li></ul>	<table><tr><th>Dimensions</th><th>D</th><th>W</th><th>H</th></tr><tr><td>Overall</td><td>42</td><td>30</td><td>51 ½</td></tr><tr><td>Seat</td><td>20</td><td>30</td><td>18</td></tr><tr><th>Upholstery</th><th colspan="3">Shipping</th></tr><tr><td>COM Ydg</td><td>5</td><td>Ctn Wt</td><td>128</td></tr><tr><td>COL Sq Ft</td><td>115</td><td>Cu Ft</td><td>39</td></tr></table> <p>GSA Contract SIN #33721</p>	Dimensions	D	W	H	Overall	42	30	51 ½	Seat	20	30	18	Upholstery	Shipping			COM Ydg	5	Ctn Wt	128	COL Sq Ft	115	Cu Ft	39	COM \$2,704 A \$2,802 B \$2,913 COL/C \$3,109 D \$3,360 E \$3,612 F \$4,003 G \$4,423 H \$4,870 I \$5,569 J \$6,405 L1 \$5,064 L2 \$5,652				
Dimensions	D	W	H																												
Overall	42	30	51 ½																												
Seat	20	30	18																												
Upholstery	Shipping																														
COM Ydg	5	Ctn Wt	128																												
COL Sq Ft	115	Cu Ft	39																												
Single Seat Low Back  <b>CTL1201UR</b> right  <b>CTL1201UL</b> left	<b>CTL1201UR</b> <b>CTL1201UL</b> <ul style="list-style-type: none"><li>· upholstered arm</li><li>· 5" arm width</li><li>· 20" seat width</li><li>· COM based on single fabric</li><li>· multiple fabrics, see pages 204-206 for yardage requirements</li><li>· double cut veneer available; specify and add \$105 list</li></ul>	<table><tr><th>Dimensions</th><th>D</th><th>W</th><th>H</th></tr><tr><td>Overall</td><td>32</td><td>25</td><td>30 ½</td></tr><tr><td>Seat</td><td>20</td><td>20</td><td>18</td></tr><tr><td>Arm</td><td></td><td>5</td><td>24 ½</td></tr><tr><th>Upholstery</th><th colspan="3">Shipping</th></tr><tr><td>COM Ydg</td><td>5</td><td>Ctn Wt</td><td>72</td></tr><tr><td>COL Sq Ft</td><td>115</td><td>Cu Ft</td><td>14</td></tr></table> <p>GSA Contract SIN #33721</p>	Dimensions	D	W	H	Overall	32	25	30 ½	Seat	20	20	18	Arm		5	24 ½	Upholstery	Shipping			COM Ydg	5	Ctn Wt	72	COL Sq Ft	115	Cu Ft	14	COM \$1,720 A \$1,801 B \$1,913 COL/C \$2,109 D \$2,360 E \$2,611 F \$3,001 G \$3,421 H \$3,869 I \$4,567 J \$5,404 L1 \$4,065 L2 \$4,650
Dimensions	D	W	H																												
Overall	32	25	30 ½																												
Seat	20	20	18																												
Arm		5	24 ½																												
Upholstery	Shipping																														
COM Ydg	5	Ctn Wt	72																												
COL Sq Ft	115	Cu Ft	14																												



Description	1 Model	Specifications	List Price Per Grade																												
<b>Single Seat Low Back</b>   <b>CTL1201WR</b> right   <b>CTL1201WL</b> left	<b>CTL1201WR</b> <b>CTL1201WL</b> <ul style="list-style-type: none"> <li>• wood cap arm</li> <li>• 5" arm width</li> <li>• 20" seat width</li> <li>• COM based on single fabric</li> <li>• multiple fabrics, see pages 204-206 for yardage requirements</li> <li>• double cut veneer available; specify and add \$134 list</li> </ul>	<table> <tr> <th>Dimensions</th><th>D</th><th>W</th><th>H</th></tr> <tr> <td>Overall</td><td>32</td><td>25</td><td>30 ½</td></tr> <tr> <td>Seat</td><td>20</td><td>20</td><td>18</td></tr> <tr> <td>Arm</td><td></td><td>5</td><td>25</td></tr> <tr> <th>Upholstery</th><th colspan="3">Shipping</th></tr> <tr> <td>COM Ydg</td><td>5</td><td>Ctn Wt</td><td>77</td></tr> <tr> <td>COL Sq Ft</td><td>115</td><td>Cu Ft</td><td>14</td></tr> </table>	Dimensions	D	W	H	Overall	32	25	30 ½	Seat	20	20	18	Arm		5	25	Upholstery	Shipping			COM Ydg	5	Ctn Wt	77	COL Sq Ft	115	Cu Ft	14	COM \$1,867 A \$1,954 B \$2,065 COL/C \$2,259 D \$2,511 E \$2,762 F \$3,154 G \$3,572 H \$4,020 I \$4,718 J \$5,557 L1 \$4,215 L2 \$4,801
Dimensions	D	W	H																												
Overall	32	25	30 ½																												
Seat	20	20	18																												
Arm		5	25																												
Upholstery	Shipping																														
COM Ydg	5	Ctn Wt	77																												
COL Sq Ft	115	Cu Ft	14																												
GSA Contract SIN #33721																															
<b>Single Seat Low Back</b>   <b>CTL1301UR</b> right   <b>CTL1301UL</b> left	<b>CTL1301UR</b> <b>CTL1301UL</b> <ul style="list-style-type: none"> <li>• upholstered arm</li> <li>• 10" arm width</li> <li>• 30" seat width</li> <li>• COM based on single fabric</li> <li>• multiple fabrics, see pages 204-206 for yardage requirements</li> <li>• double cut veneer available; specify and add \$105 list</li> </ul>	<table> <tr> <th>Dimensions</th><th>D</th><th>W</th><th>H</th></tr> <tr> <td>Overall</td><td>32</td><td>40</td><td>30 ½</td></tr> <tr> <td>Seat</td><td>20</td><td>30</td><td>18</td></tr> <tr> <td>Arm</td><td></td><td>10</td><td>24 ½</td></tr> <tr> <th>Upholstery</th><th colspan="3">Shipping</th></tr> <tr> <td>COM Ydg</td><td>5</td><td>Ctn Wt</td><td>104</td></tr> <tr> <td>COL Sq Ft</td><td>115</td><td>Cu Ft</td><td>21</td></tr> </table>	Dimensions	D	W	H	Overall	32	40	30 ½	Seat	20	30	18	Arm		10	24 ½	Upholstery	Shipping			COM Ydg	5	Ctn Wt	104	COL Sq Ft	115	Cu Ft	21	COM \$1,864 A \$1,949 B \$2,059 COL/C \$2,256 D \$2,507 E \$2,758 F \$3,151 G \$3,569 H \$4,017 I \$4,715 J \$5,553 L1 \$4,212 L2 \$4,798
Dimensions	D	W	H																												
Overall	32	40	30 ½																												
Seat	20	30	18																												
Arm		10	24 ½																												
Upholstery	Shipping																														
COM Ydg	5	Ctn Wt	104																												
COL Sq Ft	115	Cu Ft	21																												
GSA Contract SIN #33721																															

## To Order, Specify:

- 1 Model Number
- 2 Wood Species - Cherry (CH1), Maple (MA1), Walnut (WA1) or Double Cut (DC1)
- 3 Wood Finish
- 4 Laminate Color Selection (Stand Up Surface)
- 5 Surface Corners (Stand Up Surface) - Square (S), no upcharge or Rounded (R), add \$39 list
- 6 Fabric Selection - vendor, pattern and color
  - A. Seat
  - B. Back
  - C. Arm
  - D. Headrest
- 7 Metal Leg Color - Black Sandtex (BSX), Pewter (PEW), Soft Nickel (SNK) or Stardust Silver (STS)
- 8 Optional Power Center - Flush Mount (EC22) - Black (B) or White (W); \$580 list each, see page 201 for location availability
- 9 Arm Cap - Wood (M) or Black 3D Laminate (B3L)
- 10 Optional Drink Holder (DH) - add \$99 list each
  - Optional Tablet Arm - indicate left (TBL) or right arm (TBR);
- 11 flat cut add \$529 list, double cut add \$571 list
- 12 Optional Coordinating Wood Grain Laminate Available on Wood Cap Arm - no upcharge. Finishes with an asterisk have a coordinating laminate available.
- 13 Optional Rubber Cushion Nylon Glides - no upcharge

## 3 Wood Finish Options:

Cherry	Maple	Walnut
BRL Barley	ALM Ale Medium	AUB Auburn
BBM Bourbon Medium	BUT Butterscotch	ESP Espresso
BRM Brighton Medium	CIN Cinnamon	MCH Mocha*
CLA Classic	FLX Flax	NTO Night Owl*
CLL Collectors*	VEN Venetian	SIE Sienna*
EAR Earthy	TOF Toffee	
HRV Harvest*	TRF Truffle*	
LGC Legacy		
PRL Praline*	*finishes with coordinating laminate top option	
SAF Saffron		
Double Cut		
COF Coffee	GRH Graphite	
CRM Cremello	KHK Khaki	
FOS Fossil	STU Studio Teak	

## 4 Laminate Color Selection (Stand Up Surface)

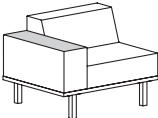
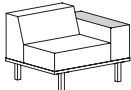
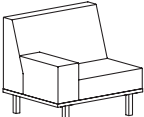

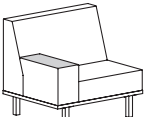

AGA Aged Ash	BGL Brighton Light	PIN Pinnacle Walnut
ALB Alabaster	CLL Collectors	SHD Shadow
ALL Ale Light	DWH Designer White	SLG Slate Grey
BLO Blonde Echo	FLO Florence Walnut	STU Studio Teak
BOL Bourbon Light	GRH Graphite	VIN Vintage
BZW Brazilwood	HGL High Line	WLH Walnut Heights
BBL Bridal Blanco	OAT Oatmeal Cookie	WEA Weathered Ash

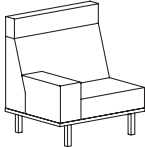
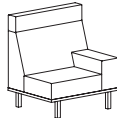
- 5 See a selection of graded in fabric manufacturers and patterns on pages 20-28 Contact Customer Service for additional fabric options.

## Specifications

- Wood species - Cherry, Maple, Walnut or Double Cut.
- Seat has synthetic sheet webbing with cross strap reinforcement, 4 ¼" high density polyurethane foam.
- Back has high density polyurethane foam.
- Arms have ¾" thick top and ¼" thick side high density polyurethane foam.
- Plywood construction with locking tenons, glue and screws.
- Linking bracket included.
- Metal legs are 16 gauge steel tube with metal leveling glides.
- ¾" thick 10" deep laminate stand up surface with coordinating 3mm PVC edge supported by steel columns, 42" surface height.

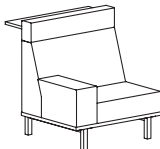


Description		① Model	Specifications				List Price Per Grade			
<div>Single Seat Low Back</div> <div> CTL1301WR right</div> <div> CTL1301WL left</div>		<div>CTL1301WR CTL1301WL</div> <div><ul style="list-style-type: none"><li>• wood cap arm</li><li>• 10" arm width</li><li>• 30" seat width</li><li>• COM based on single fabric</li><li>• multiple fabrics, see pages 204–206 for yardage requirements</li><li>• double cut veneer available; specify and add \$134 list</li></ul></div> <div>GSA Contract SIN #33721</div>	Dimensions			D	W	H	COM	\$2,013
			Overall			32	40	30 ½	A	\$2,101
			Seat			20	30	18	B	\$2,210
			Arm				10	25	COL/C	\$2,408
			Upholstery		Shipping			D	\$2,658	
			COM Ydg		5	Ctn Wt	109	E	\$2,910	
			COL Sq Ft		115	Cu Ft	21	F	\$3,302	
								G	\$3,721	
								H	\$4,168	
								I	\$4,867	
					J	\$5,704				
					L1	\$4,363				
					L2	\$4,948				
<div>Single Seat Mid Back</div> <div> CTL1302UR right</div> <div> CTL1302UL left</div>		<div>CTL1302UR CTL1302UL</div> <div><ul style="list-style-type: none"><li>• upholstered arm</li><li>• 10" arm width</li><li>• 30" seat width</li><li>• COM based on single fabric</li><li>• multiple fabrics, see pages 204–206 for yardage requirements</li><li>• double cut veneer available; specify and add \$105 list</li></ul></div> <div>GSA Contract SIN #33721</div>	Dimensions			D	W	H	COM	\$2,014
			Overall			32	40	37 ½	A	\$2,105
			Seat			20	30	18	B	\$2,220
			Arm				10	24 ½	COL/C	\$2,425
			Upholstery		Shipping			D	\$2,689	
			COM Ydg		5 ¼	Ctn Wt	104	E	\$2,955	
			COL Sq Ft		121	Cu Ft	27	F	\$3,365	
								G	\$3,805	
								H	\$4,275	
								I	\$5,009	
					J	\$5,889				
					L1	\$4,481				
					L2	\$5,097				
<div>Single Seat Mid Back</div> <div> CTL1302WR right</div> <div> CTL1302WL left</div>		<div>CTL1302WR CTL1302WL</div> <div><ul style="list-style-type: none"><li>• wood cap arm</li><li>• 10" arm width</li><li>• 30" seat width</li><li>• COM based on single fabric</li><li>• multiple fabrics, see pages 204–206 for yardage requirements</li><li>• double cut veneer available; specify and add \$134 list</li></ul></div> <div>GSA Contract SIN #33721</div>	Dimensions			D	W	H	COM	\$2,163
			Overall			32	40	37 ½	A	\$2,256
			Seat			20	30	18	B	\$2,371
			Arm				10	25	COL/C	\$2,578
			Upholstery		Shipping			D	\$2,842	
			COM Ydg		5 ¼	Ctn Wt	109	E	\$3,106	
			COL Sq Ft		121	Cu Ft	27	F	\$3,516	
								G	\$3,957	
								H	\$4,427	
								I	\$5,159	
					J	\$6,040				
					L1	\$4,631				
					L2	\$5,247				

Description	① Model	Specifications				List Price Per Grade	
Single Seat High Back	<b>CTL1303UR</b>	Dimensions	D	W	H	COM	\$2,164
	<b>CTL1303UL</b>	Overall	32	40	44 ½	A	\$2,266
	<ul style="list-style-type: none"><li>• upholstered arm</li><li>• 10" arm width</li><li>• 30" seat width</li><li>• 7" high headrest</li><li>• COM based on single fabric</li><li>• multiple fabrics, see pages 204-206 for yardage requirements</li><li>• double cut veneer available; specify and add \$105 list</li></ul>	Seat	20	30	18	B	\$2,397
		Arm		10	24 ½	COL/C	\$2,634
<b>CTL1303UR</b> right		Upholstery	Shipping			D	\$2,935
		COM Ydg	6	Ctn Wt	120	E	\$3,236
		COL Sq Ft	138	Cu Ft	33	F	\$3,706
<b>CTL1303UL</b> left						G	\$4,210
						H	\$4,746
						I	\$5,584
						J	\$6,590
						L1	\$4,980
						L2	\$5,684

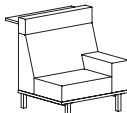
GSA Contract SIN #33721

Single Seat High Back  
with Stand Up Surface



CTL1304UR

right



CTL1304UL

left

CTL1304UR

CTL1304UL

- upholstered arm
- stand up surface corner; specify square (S) no upcharge or rounded (R) add \$39 list
- 10" arm width
- 30" seat width
- 7" high headrest
- 41 ¾" high stand up surface
- COM based on single fabric
- multiple fabrics, see pages 204-206 for yardage requirements
- double cut veneer available; specify and add \$105 list

Dimensions

D

W

H

Overall

42

40

44 ½

Seat

20

30

18

Arm

10

24 ½

Upholstery

Shipping

COM Ydg

6

Ctn Wt

158

COL Sq Ft

138

Cu Ft

43

COM

\$3,087

A

\$3,201

B

\$3,336

COL/C

\$3,570

D

\$3,874

E

\$4,174

F

\$4,644

G

\$5,147

H

\$5,683

I

\$6,522

J

\$7,528

L1

\$5,918

L2

\$6,621

GSA Contract SIN #33721

GSA Contract SIN #33721

## To Order, Specify:

- Model Number
- Wood Species - Cherry (CH1), Maple (MA1), Walnut (WA1) or Double Cut (DC1)
- Wood Finish
- Laminate Color Selection (Stand Up Surface)
- Surface Corners (Stand Up Surface) - Square (S), no upcharge or Rounded (R), add \$39 list
- Fabric Selection - vendor, pattern and color
  - Seat
  - Back
  - Arm
  - Headrest
- Metal Leg Color - Black Sandtex (BSX), Pewter (PEW), Soft Nickel (SNK) or Stardust Silver (STS)
- Optional Power Center - Flush Mount (EC22) - Black (B) or White (W); \$580 list each, see page 201 for location availability
- Arm Cap - Wood (M) or Black 3D Laminate (B3L)
- Optional Drink Holder (DH) - add \$99 list each
- Optional Tablet Arm - indicate left (TBL) or right arm (TBR); flat cut add \$529 list, double cut add \$571 list
- Optional Coordinating Wood Grain Laminate Available on Wood Cap Arm - no upcharge.
- Optional Rubber Cushion Nylon Glides - no upcharge

Product Options

## ③ Wood Finish Options:

Cherry	Maple	Walnut
BRL Barley	ALM Ale Medium	AUB Auburn
BBM Bourbon Medium	BUT Butterscotch	ESP Espresso
BRM Brighton Medium	CIN Cinnamon	MCH Mocha*
CLA Classic	FLX Flax	NTD Night Owl*
CLL Collectors*	VEN Venetian	SIE Sienna*
EAR Earthy	TOF Toffee	
HRV Harvest*	TRF Truffle*	
LGC Legacy		
PRL Praline*	*finishes with coordinating laminate top option	
SAF Saffron		
Double Cut		
COF Coffee	GRH Graphite	
CRM Cremello	KHK Khaki	
FOS Fossil	STU Studio Teak	

## ④ Laminate Color Selection (Stand Up Surface)

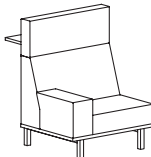

AGA Aged Ash	BGL Brighton Light	PIN Pinnacle Walnut
ALB Alabaster	CLL Collectors	SHD Shadow
ALL Ale Light	DWH Designer White	SLG Slate Grey
BLO Blonde Echo	FLO Florence Walnut	STU Studio Teak
BOL Bourbon Light	GRH Graphite	VIN Vintage
BZW Brazilwood	HGL High Line	WLH Walnut Heights
BBL Bridal Blanco	OAT Oatmeal Cookie	WEA Weathered Ash

- See a selection of graded in fabric manufacturers and patterns on pages 20-28 Contact Customer Service for additional fabric options.

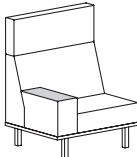
## Specifications

- Wood species - Cherry, Maple, Walnut or Double Cut. Seat has synthetic sheet webbing with cross strap reinforcement, 4 ¼" high density polyurethane foam.
- Back has high density polyurethane foam.
- Arms have ¾" thick top and ¼" thick side high density polyurethane foam.
- Plywood construction with locking tenons, glue and screws.
- Linking bracket included.
- Metal legs are 16 gauge steel tube with metal leveling glides.
- ¾" thick 10" deep laminate stand up surface with coordinating 3mm PVC edge supported by steel columns, 42" surface height.

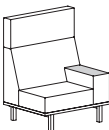
Description	① Model	Specifications	List Price Per Grade																																																						
Single Seat High Back	<b>CTL1303WR</b> <b>CTL1303WL</b> <ul style="list-style-type: none"><li>• wood cap arm</li><li>• 10" arm width</li><li>• 30" seat width</li><li>• 7" high headrest</li><li>• COM based on single fabric</li><li>• multiple fabrics, see pages 204-206 for yardage requirements</li><li>• double cut veneer available; specify and add \$134 list</li></ul>	<table><tr><th>Dimensions</th><th>D</th><th>W</th><th>H</th></tr><tr><td>Overall</td><td>32</td><td>40</td><td>44 ½</td></tr><tr><td>Seat</td><td>20</td><td>30</td><td>18</td></tr><tr><td>Arm</td><td></td><td>10</td><td>25</td></tr><tr><th>Upholstery</th><th colspan="3">Shipping</th></tr><tr><td>COM Ydg</td><td>6</td><td>Ctn Wt</td><td>125</td></tr><tr><td>COL Sq Ft</td><td>138</td><td>Cu Ft</td><td>33</td></tr></table> <p>GSA Contract SIN #33721</p>	Dimensions	D	W	H	Overall	32	40	44 ½	Seat	20	30	18	Arm		10	25	Upholstery	Shipping			COM Ydg	6	Ctn Wt	125	COL Sq Ft	138	Cu Ft	33	<table><tr><td>COM</td><td>\$2,313</td></tr><tr><td>A</td><td>\$2,416</td></tr><tr><td>B</td><td>\$2,550</td></tr><tr><td>COL/C</td><td>\$2,784</td></tr><tr><td>D</td><td>\$3,086</td></tr><tr><td>E</td><td>\$3,387</td></tr><tr><td>F</td><td>\$3,857</td></tr><tr><td>G</td><td>\$4,361</td></tr><tr><td>H</td><td>\$4,898</td></tr><tr><td>I</td><td>\$5,735</td></tr><tr><td>J</td><td>\$6,741</td></tr><tr><td>L1</td><td>\$5,131</td></tr><tr><td>L2</td><td>\$5,833</td></tr></table>	COM	\$2,313	A	\$2,416	B	\$2,550	COL/C	\$2,784	D	\$3,086	E	\$3,387	F	\$3,857	G	\$4,361	H	\$4,898	I	\$5,735	J	\$6,741	L1	\$5,131	L2	\$5,833
Dimensions	D	W	H																																																						
Overall	32	40	44 ½																																																						
Seat	20	30	18																																																						
Arm		10	25																																																						
Upholstery	Shipping																																																								
COM Ydg	6	Ctn Wt	125																																																						
COL Sq Ft	138	Cu Ft	33																																																						
COM	\$2,313																																																								
A	\$2,416																																																								
B	\$2,550																																																								
COL/C	\$2,784																																																								
D	\$3,086																																																								
E	\$3,387																																																								
F	\$3,857																																																								
G	\$4,361																																																								
H	\$4,898																																																								
I	\$5,735																																																								
J	\$6,741																																																								
L1	\$5,131																																																								
L2	\$5,833																																																								
Single Seat High Back with Stand Up Surface	<b>CTL1304WR</b> <b>CTL1304WL</b> <ul style="list-style-type: none"><li>• wood cap arm</li><li>• stand up surface corner; specify square (S) no upcharge or rounded (R) add \$39 list</li><li>• 10" arm width</li><li>• 30" seat width</li><li>• 7" high headrest</li><li>• 41 ¾" high stand up surface</li><li>• COM based on single fabric</li><li>• multiple fabrics, see pages 204-206 for yardage requirements</li><li>• double cut veneer available; specify and add \$134 list</li></ul>	<table><tr><th>Dimensions</th><th>D</th><th>W</th><th>H</th></tr><tr><td>Overall</td><td>42</td><td>40</td><td>44 ½</td></tr><tr><td>Seat</td><td>20</td><td>30</td><td>18</td></tr><tr><td>Arm</td><td></td><td>10</td><td>25</td></tr><tr><th>Upholstery</th><th colspan="3">Shipping</th></tr><tr><td>COM Ydg</td><td>6</td><td>Ctn Wt</td><td>163</td></tr><tr><td>COL Sq Ft</td><td>138</td><td>Cu Ft</td><td>43</td></tr></table> <p>GSA Contract SIN #33721</p>	Dimensions	D	W	H	Overall	42	40	44 ½	Seat	20	30	18	Arm		10	25	Upholstery	Shipping			COM Ydg	6	Ctn Wt	163	COL Sq Ft	138	Cu Ft	43	<table><tr><td>COM</td><td>\$3,236</td></tr><tr><td>A</td><td>\$3,353</td></tr><tr><td>B</td><td>\$3,487</td></tr><tr><td>COL/C</td><td>\$3,722</td></tr><tr><td>D</td><td>\$4,023</td></tr><tr><td>E</td><td>\$4,326</td></tr><tr><td>F</td><td>\$4,795</td></tr><tr><td>G</td><td>\$5,298</td></tr><tr><td>H</td><td>\$5,832</td></tr><tr><td>I</td><td>\$6,672</td></tr><tr><td>J</td><td>\$7,678</td></tr><tr><td>L1</td><td>\$6,070</td></tr><tr><td>L2</td><td>\$6,772</td></tr></table>	COM	\$3,236	A	\$3,353	B	\$3,487	COL/C	\$3,722	D	\$4,023	E	\$4,326	F	\$4,795	G	\$5,298	H	\$5,832	I	\$6,672	J	\$7,678	L1	\$6,070	L2	\$6,772
Dimensions	D	W	H																																																						
Overall	42	40	44 ½																																																						
Seat	20	30	18																																																						
Arm		10	25																																																						
Upholstery	Shipping																																																								
COM Ydg	6	Ctn Wt	163																																																						
COL Sq Ft	138	Cu Ft	43																																																						
COM	\$3,236																																																								
A	\$3,353																																																								
B	\$3,487																																																								
COL/C	\$3,722																																																								
D	\$4,023																																																								
E	\$4,326																																																								
F	\$4,795																																																								
G	\$5,298																																																								
H	\$5,832																																																								
I	\$6,672																																																								
J	\$7,678																																																								
L1	\$6,070																																																								
L2	\$6,772																																																								
Single Seat Privacy Back	<b>CTL1305UR</b> <b>CTL1305UL</b> <ul style="list-style-type: none"><li>• upholstered arm</li><li>• 10" arm width</li><li>• 30" seat width</li><li>• 14" high headrest</li><li>• COM based on single fabric</li><li>• multiple fabrics, see pages 204-206 for yardage requirements</li><li>• double cut veneer available; specify and add \$105 list</li></ul>	<table><tr><th>Dimensions</th><th>D</th><th>W</th><th>H</th></tr><tr><td>Overall</td><td>32</td><td>40</td><td>51 ½</td></tr><tr><td>Seat</td><td>20</td><td>30</td><td>18</td></tr><tr><td>Arm</td><td></td><td>10</td><td>24 ½</td></tr><tr><th>Upholstery</th><th colspan="3">Shipping</th></tr><tr><td>COM Ydg</td><td>6 ½</td><td>Ctn Wt</td><td>123</td></tr><tr><td>COL Sq Ft</td><td>150</td><td>Cu Ft</td><td>38</td></tr></table> <p>GSA Contract SIN #33721</p>	Dimensions	D	W	H	Overall	32	40	51 ½	Seat	20	30	18	Arm		10	24 ½	Upholstery	Shipping			COM Ydg	6 ½	Ctn Wt	123	COL Sq Ft	150	Cu Ft	38	<table><tr><td>COM</td><td>\$2,314</td></tr><tr><td>A</td><td>\$2,422</td></tr><tr><td>B</td><td>\$2,567</td></tr><tr><td>COL/C</td><td>\$2,821</td></tr><tr><td>D</td><td>\$3,149</td></tr><tr><td>E</td><td>\$3,476</td></tr><tr><td>F</td><td>\$3,985</td></tr><tr><td>G</td><td>\$4,529</td></tr><tr><td>H</td><td>\$5,112</td></tr><tr><td>I</td><td>\$6,018</td></tr><tr><td>J</td><td>\$7,107</td></tr><tr><td>L1</td><td>\$5,365</td></tr><tr><td>L2</td><td>\$6,127</td></tr></table>	COM	\$2,314	A	\$2,422	B	\$2,567	COL/C	\$2,821	D	\$3,149	E	\$3,476	F	\$3,985	G	\$4,529	H	\$5,112	I	\$6,018	J	\$7,107	L1	\$5,365	L2	\$6,127
Dimensions	D	W	H																																																						
Overall	32	40	51 ½																																																						
Seat	20	30	18																																																						
Arm		10	24 ½																																																						
Upholstery	Shipping																																																								
COM Ydg	6 ½	Ctn Wt	123																																																						
COL Sq Ft	150	Cu Ft	38																																																						
COM	\$2,314																																																								
A	\$2,422																																																								
B	\$2,567																																																								
COL/C	\$2,821																																																								
D	\$3,149																																																								
E	\$3,476																																																								
F	\$3,985																																																								
G	\$4,529																																																								
H	\$5,112																																																								
I	\$6,018																																																								
J	\$7,107																																																								
L1	\$5,365																																																								
L2	\$6,127																																																								

Description	1 Model	Specifications				List Price Per Grade	
Single Seat Privacy Back with Stand Up Surface	<b>CTL1306UR</b>	<b>Dimensions</b>	<b>D</b>	<b>W</b>	<b>H</b>	<b>COM</b>	<b>\$3,237</b>
	<b>CTL1306UL</b>	Overall	42	40	51 ½	<b>A</b>	<b>\$3,360</b>
	<ul style="list-style-type: none"><li>• upholstered arm</li><li>• stand up surface corner; specify square (S) no upcharge or rounded (R) add \$39 list</li><li>• 10" arm width</li><li>• 30" seat width</li><li>• 14" high headrest</li><li>• 41 ¾" high stand up surface</li><li>• COM based on single fabric</li><li>• multiple fabrics, see pages 204-206 for yardage requirements</li><li>• double cut veneer available; specify and add \$105 list</li></ul>	Seat	20	30	18	<b>B</b>	<b>\$3,505</b>
		Arm		10	24 ½	<b>COL/C</b>	<b>\$3,759</b>
<b>Upholstery</b>		<b>Shipping</b>			<b>D</b>	<b>\$4,087</b>	
COM Ydg		6 ½	Ctn Wt	161	<b>E</b>	<b>\$4,414</b>	
COL Sq Ft		150	Cu Ft	48	<b>F</b>	<b>\$4,922</b>	
<hr/> GSA Contract SIN #33721				<b>G</b>	<b>\$5,467</b>		
				<b>H</b>	<b>\$6,047</b>		
				<b>I</b>	<b>\$6,956</b>		
				<b>J</b>	<b>\$8,045</b>		
				<b>L1</b>	<b>\$6,303</b>		
						<b>L2</b>	<b>\$7,065</b>
<b>CTL1306UR</b> right							
<b>CTL1306UL</b> left							

Single Seat Privacy Back



CTL1305WR  
right



CTL1305WL  
left

CTL1305WR

CTL1305WL

- wood cap arm
- 10" arm width
- 30" seat width
- 14" high headrest
- COM based on single fabric
- multiple fabrics, see pages 204–206 for yardage requirements
- double cut veneer available; specify and add \$134 list

Dimensions	D	W	H
Overall	32	40	51 ½
Seat	20	30	18
Arm		10	25
Upholstery	Shipping		
COM Ydg	6 ½	Ctn Wt	128
COL Sq Ft	150	Cu Ft	38

GSA Contract SIN #33721

COM \$2,463

A \$2,574

B \$2,720

COL/C \$2,972

D \$3,300

E \$3,627

F \$4,136

G \$4,680

H \$5,260

I \$6,169

J \$7,259

L1 \$5,515

L2 \$6,278

## To Order, Specify:

- Model Number
- Wood Species - Cherry (CH1), Maple (MA1), Walnut (WA1) or Double Cut (DC1)
- Wood Finish
- Laminate Color Selection (Stand Up Surface)
- Surface Corners (Stand Up Surface) - Square (S), no upcharge or Rounded (R), add \$39 list
- Fabric Selection - vendor, pattern and color
  - Seat
  - Back
  - Arm
  - Headrest
- Metal Leg Color - Black Sandtex (BSX), Pewter (PEW), Soft Nickel (SNK) or Stardust Silver (STS)
- Optional Power Center - Flush Mount (EC22) - Black (B) or White (W); \$580 list each, see page 201 for location availability
- Arm Cap - Wood (M) or Black 3D Laminate (B3L)
- Optional Drink Holder (DH) - add \$99 list each
- Optional Tablet Arm - indicate left (TBL) or right arm
- Optional Coordinating Wood Grain Laminate Available on Wood Cap Arm - no upcharge. Finishes with an asterisk have a coordinating laminate available.
- Optional Rubber Cushion Nylon Glides - no upcharge

## 3 Wood Finish Options:

Cherry	Maple	Walnut
BRL Barley	ALM Ale Medium	AUB Auburn
BBM Bourbon Medium	BUT Butterscotch	ESP Espresso
BRM Brighton Medium	CIN Cinnamon	MCH Mocha*
CLA Classic	FLX Flax	NTO Night Owl*
CLL Collectors*	VEN Venetian	SIE Sienna*
EAR Earthy	TOF Toffee	
HRV Harvest*	TRF Truffle*	
LGC Legacy		
PRL Praline*	*finishes with coordinating laminate top option	
SAF Saffron		
Double Cut		
COF Coffee	GRH Graphite	
CRM Cremello	KHK Khaki	
FOS Fossil	STU Studio Teak	

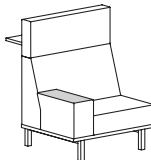
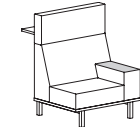
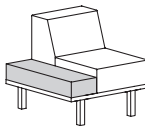

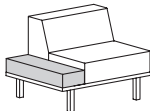

## 4 Laminate Color Selection (Stand Up Surface)

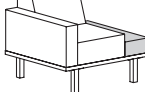
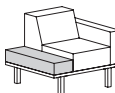
AGA Aged Ash	BGL Brighton Light	PIN Pinnacle Walnut
ALB Alabaster	CLL Collectors	SHD Shadow
ALL Ale Light	DWH Designer White	SLG Slate Grey
BLO Blonde Echo	FLO Florence Walnut	STU Studio Teak
BOL Bourbon Light	GRH Graphite	VIN Vintage
BZW Brazilwood	HGL High Line	WLH Walnut Heights
BBL Bridal Blanco	OAT Oatmeal Cookie	WEA Weathered Ash

- See a selection of graded in fabric manufacturers and patterns on pages 20-28 Contact Customer Service for additional fabric options.

## Specifications

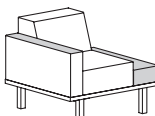
- Wood species - Cherry, Maple, Walnut or Double Cut.
- Seat has synthetic sheet webbing with cross strap reinforcement, 4 1/4" high density polyurethane foam.
- Back has high density polyurethane foam.
- Arms have 3/4" thick top and 1/4" thick side high density polyurethane foam.
- Plywood construction with locking tenons, glue and screws.
- Linking bracket included.
- Metal legs are 16 gauge steel tube with metal leveling glides.
- 3/4" thick 10" deep laminate stand up surface with coordinating 3mm PVC edge supported by steel columns, 42" surface height.

Description	① Model	Specifications	List Price Per Grade																												
Single Seat Privacy Back with Stand Up Surface	<b>CTL1306WR</b>	<table><thead><tr><th>Dimensions</th><th>D</th><th>W</th><th>H</th></tr></thead><tbody><tr><td>Overall</td><td>42</td><td>40</td><td>51 ½</td></tr><tr><td>Seat</td><td>20</td><td>30</td><td>18</td></tr><tr><td>Arm</td><td></td><td>10</td><td>25</td></tr><tr><td colspan="2">Upholstery</td><td colspan="2">Shipping</td></tr><tr><td>COM Ydg</td><td>6 ½</td><td>Ctn Wt</td><td>166</td></tr><tr><td>COL Sq Ft</td><td>150</td><td>Cu Ft</td><td>48</td></tr></tbody></table>	Dimensions	D	W	H	Overall	42	40	51 ½	Seat	20	30	18	Arm		10	25	Upholstery		Shipping		COM Ydg	6 ½	Ctn Wt	166	COL Sq Ft	150	Cu Ft	48	COM \$3,386
	Dimensions		D	W	H																										
Overall	42	40	51 ½																												
Seat	20	30	18																												
Arm		10	25																												
Upholstery		Shipping																													
COM Ydg	6 ½	Ctn Wt	166																												
COL Sq Ft	150	Cu Ft	48																												
	<b>CTL1306WL</b>		A \$3,512																												
	· wood cap arm		B \$3,657																												
	· stand up surface corner; specify square (S) no upcharge or rounded (R) add \$39 list		COL/C \$3,910																												
	· 10" arm width		D \$4,239																												
	· 30" seat width		E \$4,564																												
	· 14" high headrest		F \$5,073																												
	· 41 ¾" high stand up surface		G \$5,618																												
	· COM based on single fabric		H \$6,198																												
	· multiple fabrics, see pages 204-206 for yardage requirements		I \$7,106																												
	· double cut veneer available; specify and add \$134 list		J \$8,197																												
<b>CTL1306WR</b> right		GSA Contract SIN #33721	L1 \$6,454																												
			L2 \$7,217																												
<b>CTL1306WL</b> left																															
Single Seat Low Back	<b>CTL1201CR</b>	<table><thead><tr><th>Dimensions</th><th>D</th><th>W</th><th>H</th></tr></thead><tbody><tr><td>Overall</td><td>32</td><td>30</td><td>30 ½</td></tr><tr><td>Seat</td><td>20</td><td>20</td><td>18</td></tr><tr><td colspan="2">Upholstery</td><td colspan="2">Shipping</td></tr><tr><td>COM Ydg</td><td>3 ½</td><td>Ctn Wt</td><td>82</td></tr><tr><td>COL Sq Ft</td><td>81</td><td>Cu Ft</td><td>16</td></tr></tbody></table>	Dimensions	D	W	H	Overall	32	30	30 ½	Seat	20	20	18	Upholstery		Shipping		COM Ydg	3 ½	Ctn Wt	82	COL Sq Ft	81	Cu Ft	16	COM \$1,802				
	Dimensions		D	W	H																										
Overall	32	30	30 ½																												
Seat	20	20	18																												
Upholstery		Shipping																													
COM Ydg	3 ½	Ctn Wt	82																												
COL Sq Ft	81	Cu Ft	16																												
	<b>CTL1201CL</b>		A \$1,869																												
	· 20" seat width		B \$1,949																												
	· 10" table width		COL/C \$2,084																												
	· COM based on single fabric		D \$2,260																												
	· multiple fabrics, see pages 204-206 for yardage requirements		E \$2,437																												
	· double cut veneer available; specify and add \$157 list		F \$2,711																												
<b>CTL1201CR</b> right		GSA Contract SIN #33721	G \$3,002																												
			H \$3,316																												
<b>CTL1201CL</b> left			I \$3,805																												
			J \$4,393																												
			L1 \$3,453																												
			L2 \$3,865																												
Single Seat Low Back	<b>CTL1301CR</b>	<table><thead><tr><th>Dimensions</th><th>D</th><th>W</th><th>H</th></tr></thead><tbody><tr><td>Overall</td><td>32</td><td>40</td><td>30 ½</td></tr><tr><td>Seat</td><td>20</td><td>30</td><td>18</td></tr><tr><td colspan="2">Upholstery</td><td colspan="2">Shipping</td></tr><tr><td>COM Ydg</td><td>3 ½</td><td>Ctn Wt</td><td>93</td></tr><tr><td>COL Sq Ft</td><td>81</td><td>Cu Ft</td><td>21</td></tr></tbody></table>	Dimensions	D	W	H	Overall	32	40	30 ½	Seat	20	30	18	Upholstery		Shipping		COM Ydg	3 ½	Ctn Wt	93	COL Sq Ft	81	Cu Ft	21	COM \$1,913				
	Dimensions		D	W	H																										
Overall	32	40	30 ½																												
Seat	20	30	18																												
Upholstery		Shipping																													
COM Ydg	3 ½	Ctn Wt	93																												
COL Sq Ft	81	Cu Ft	21																												
	<b>CTL1301CL</b>		A \$1,982																												
	· 30" seat width		B \$2,058																												
	· 10" table width		COL/C \$2,197																												
	· COM based on single fabric		D \$2,372																												
	· multiple fabrics, see pages 204-206 for yardage requirements		E \$2,548																												
	· double cut veneer available; specify and add \$157 list		F \$2,821																												
<b>CTL1301CR</b> right		GSA Contract SIN #33721	G \$3,116																												
			H \$3,428																												
<b>CTL1301CL</b> left			I \$3,918																												
			J \$4,505																												
			L1 \$3,566																												
			L2 \$3,976																												


Description	1 Model	Specifications				List Price Per Grade	
Single Seat Low Back	CTL1201URCL	Dimensions	D	W	H	COM	\$2,287
	CTL1201ULCR	Overall	32	35	30 ½	A	\$2,378
	<ul style="list-style-type: none"><li>• upholstered arm</li><li>• 5" arm width</li><li>• 20" seat width</li><li>• 10" table width</li><li>• COM based on single fabric</li><li>• multiple fabrics, see pages 204-206 for yardage requirements</li><li>• double cut veneer available; specify and add \$157 list</li></ul>	Seat	20	20	18	B	\$2,489
		Arm		5	24 ½	COL/C	\$2,685
Upholstery		Shipping			D	\$2,936	
COM Ydg		5	Ctn Wt	85	E	\$3,188	
COL Sq Ft		115	Cu Ft	19	F	\$3,578	
		GSA Contract SIN #33721				G	\$3,997
						H	\$4,446
					I	\$5,144	
					J	\$5,982	
					L1	\$4,642	
				L2	\$5,227		

GSA Contract SIN #33721

Single Seat Low Back



CTL1201WRCL  
right



CTL1201WLCR  
left

CTL1201WRCL  
CTL1201WLCR

- wood cap arm
- 5" arm width
- 20" seat width
- 10" table width
- COM based on single fabric
- multiple fabrics, see pages 204–206 for yardage requirements
- double cut veneer available; specify and add \$174 list

GSA Contract SIN #33721

Dimensions	D	W	H
Overall	32	35	30 ½
Seat	20	20	18
Arm		5	25
Upholstery	Shipping		
COM Ydg	5	Ctn Wt	89
COL Sq Ft	115	Cu Ft	19

COM	\$2,436
A	\$2,530
B	\$2,641
COL/C	\$2,837
D	\$3,087
E	\$3,338
F	\$3,730
G	\$4,148
H	\$4,597
I	\$5,295
J	\$6,133
L1	\$4,791
L2	\$5,378

GSA Contract SIN #33721

## To Order, Specify:

- Model Number
- Wood Species - Cherry (CH1), Maple (MA1), Walnut (WA1) or Double Cut (DC1)
- Wood Finish
- Laminate Color Selection (Stand Up Surface)
- Surface Corners (Stand Up Surface) - Square (S), no upcharge or Rounded (R), add \$39 list
- Fabric Selection - vendor, pattern and color
  - Seat
  - Back
  - Arm
  - Headrest
- Metal Leg Color - Black Sandtex (BSX), Pewter (PEW), Soft Nickel (SNK) or Stardust Silver (STS)
- Optional Power Center - Flush Mount (EC22) - Black (B) or White (W); \$580 list each, see page 201 for location availability
- Arm Cap - Wood (M) or Black 3D Laminate (B3L)
- Optional Drink Holder (DH) - add \$99 list each
- Optional Tablet Arm - indicate left (TBL) or right arm (TBR); flat cut add \$547 list, double cut add \$571 list
- Optional Coordinating Wood Grain Laminate Available on Wood Cap Arm - no upcharge. Finishes with an asterisk have a coordinating laminate available.
- Optional Rubber Cushion Nylon Glides - no upcharge

## 3 Wood Finish Options:

Cherry	Maple	Walnut
BRL Barley	ALM Ale Medium	AUB Auburn
BBM Bourbon Medium	BUT Butterscotch	ESP Espresso
BRM Brighton Medium	CIN Cinnamon	MCH Mocha*
CLA Classic	FLX Flax	NTO Night Owl*
CLL Collectors*	VEN Venetian	SIE Sienna*
EAR Earthy	TOF Toffee	
HRV Harvest*	TRF Truffle*	
LGC Legacy		
PRL Praline*		
SAF Saffron		

\*finishes with coordinating laminate top option

Double Cut	
COF Coffee	GRH Graphite
CRM Cremello	KHK Khaki
FOS Fossil	STU Studio Teak

## 4 Laminate Color Selection (Stand Up Surface)

AGA Aged Ash	BGL Brighton Light	PIN Pinnacle Walnut
ALB Alabaster	CLL Collectors	SHD Shadow
ALL Ale Light	DWH Designer White	SLG Slate Grey
BLO Blonde Echo	FLO Florence Walnut	STU Studio Teak
BOL Bourbon Light	GRH Graphite	VIN Vintage
BZW Brazilwood	HGL High Line	WLH Walnut Heights
BBL Bridal Blanco	OAT Oatmeal Cookie	WEA Weathered Ash

- See a selection of graded in fabric manufacturers and patterns on pages 20-28 Contact Customer Service for additional fabric options.

## Specifications

- Wood species - Cherry, Maple, Walnut or Double Cut.
- Seat has synthetic sheet webbing with cross strap reinforcement, 4 1/4" high density polyurethane foam.
- Back has high density polyurethane foam.
- Arms have 3/4" thick top and 1/4" thick side high density polyurethane foam.
- Plywood construction with locking tenons, glue and screws.
- Linking bracket included.
- Metal legs are 16 gauge steel tube with metal leveling glides.
- 3/4" thick 10" deep laminate stand up surface with coordinating 3mm PVC edge supported by steel columns, 42" surface height.

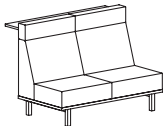


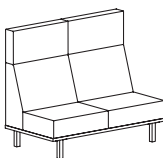






Description	① Model	Specifications	List Price Per Grade																								
Two Seat Low Back	CTL2201	<table><tr><th>Dimensions</th><th>D</th><th>W</th><th>H</th></tr><tr><td>Overall</td><td>32</td><td>40</td><td>30 ½</td></tr><tr><td>Seat</td><td>20</td><td>40</td><td>18</td></tr><tr><th colspan="2">Upholstery</th><th colspan="2">Shipping</th></tr><tr><td>COM Ydg</td><td>7</td><td>Ctn Wt</td><td>93</td></tr><tr><td>COL Sq Ft</td><td>161</td><td>Cu Ft</td><td>21</td></tr></table>	Dimensions	D	W	H	Overall	32	40	30 ½	Seat	20	40	18	Upholstery		Shipping		COM Ydg	7	Ctn Wt	93	COL Sq Ft	161	Cu Ft	21	COM \$2,447 A \$2,562 B \$2,720 COL/C \$2,993 D \$3,344 E \$3,696 F \$4,244 G \$4,831 H \$5,457 I \$6,434 J \$7,608 L1 \$5,731 L2 \$6,551
Dimensions	D	W	H																								
Overall	32	40	30 ½																								
Seat	20	40	18																								
Upholstery		Shipping																									
COM Ydg	7	Ctn Wt	93																								
COL Sq Ft	161	Cu Ft	21																								
	GSA Contract SIN #33721																										
Two Seat Low Back	CTL2301	<table><tr><th>Dimensions</th><th>D</th><th>W</th><th>H</th></tr><tr><td>Overall</td><td>32</td><td>60</td><td>30 ½</td></tr><tr><td>Seat</td><td>20</td><td>60</td><td>18</td></tr><tr><th colspan="2">Upholstery</th><th colspan="2">Shipping</th></tr><tr><td>COM Ydg</td><td>7</td><td>Ctn Wt</td><td>138</td></tr><tr><td>COL Sq Ft</td><td>161</td><td>Cu Ft</td><td>31</td></tr></table>	Dimensions	D	W	H	Overall	32	60	30 ½	Seat	20	60	18	Upholstery		Shipping		COM Ydg	7	Ctn Wt	138	COL Sq Ft	161	Cu Ft	31	COM \$2,680 A \$2,799 B \$2,956 COL/C \$3,229 D \$3,580 E \$3,933 F \$4,481 G \$5,067 H \$5,693 I \$6,672 J \$7,845 L1 \$5,968 L2 \$6,789
Dimensions	D	W	H																								
Overall	32	60	30 ½																								
Seat	20	60	18																								
Upholstery		Shipping																									
COM Ydg	7	Ctn Wt	138																								
COL Sq Ft	161	Cu Ft	31																								
	GSA Contract SIN #33721																										
Two Seat Mid Back	CTL2302	<table><tr><th>Dimensions</th><th>D</th><th>W</th><th>H</th></tr><tr><td>Overall</td><td>32</td><td>60</td><td>37 ½</td></tr><tr><td>Seat</td><td>20</td><td>60</td><td>18</td></tr><tr><th colspan="2">Upholstery</th><th colspan="2">Shipping</th></tr><tr><td>COM Ydg</td><td>7 ½</td><td>Ctn Wt</td><td>143</td></tr><tr><td>COL Sq Ft</td><td>173</td><td>Cu Ft</td><td>39</td></tr></table>	Dimensions	D	W	H	Overall	32	60	37 ½	Seat	20	60	18	Upholstery		Shipping		COM Ydg	7 ½	Ctn Wt	143	COL Sq Ft	173	Cu Ft	39	COM \$2,983 A \$3,112 B \$3,278 COL/C \$3,572 D \$3,950 E \$4,328 F \$4,913 G \$5,542 H \$6,213 I \$7,260 J \$8,518 L1 \$6,506 L2 \$7,386
Dimensions	D	W	H																								
Overall	32	60	37 ½																								
Seat	20	60	18																								
Upholstery		Shipping																									
COM Ydg	7 ½	Ctn Wt	143																								
COL Sq Ft	173	Cu Ft	39																								
	GSA Contract SIN #33721																										
Two Seat High Back	CTL2303	<table><tr><th>Dimensions</th><th>D</th><th>W</th><th>H</th></tr><tr><td>Overall</td><td>32</td><td>60</td><td>44 ½</td></tr><tr><td>Seat</td><td>20</td><td>60</td><td>18</td></tr><tr><th colspan="2">Upholstery</th><th colspan="2">Shipping</th></tr><tr><td>COM Ydg</td><td>9</td><td>Ctn Wt</td><td>160</td></tr><tr><td>COL Sq Ft</td><td>207</td><td>Cu Ft</td><td>48</td></tr></table>	Dimensions	D	W	H	Overall	32	60	44 ½	Seat	20	60	18	Upholstery		Shipping		COM Ydg	9	Ctn Wt	160	COL Sq Ft	207	Cu Ft	48	COM \$3,282 A \$3,432 B \$3,635 COL/C \$3,986 D \$4,438 E \$4,891 F \$5,595 G \$6,350 H \$7,155 I \$8,413 J \$9,921 L1 \$7,506 L2 \$8,562
Dimensions	D	W	H																								
Overall	32	60	44 ½																								
Seat	20	60	18																								
Upholstery		Shipping																									
COM Ydg	9	Ctn Wt	160																								
COL Sq Ft	207	Cu Ft	48																								
	GSA Contract SIN #33721																										

Description	① Model	Specifications				List Price Per Grade	
<b>Two Seat High Back with Stand Up Surface</b> 	<b>CTL2304</b> <ul style="list-style-type: none"><li>• armless</li><li>• stand up surface corner; specify square (S) no upcharge or rounded (R) add \$39 list</li><li>• 30" individual seat width</li><li>• 7" high headrest</li><li>• 41 ¾" high stand up surface</li><li>• COM based on single fabric</li><li>• multiple fabrics, see pages 204-206 for yardage requirements</li><li>• double cut veneer available; specify and add \$105 list</li></ul>	<b>Dimensions</b>	<b>D</b>	<b>W</b>	<b>H</b>	<b>COM</b>	\$4,232
		Overall	42	60	44 ½	<b>A</b>	\$4,396
		Seat	20	60	18	<b>B</b>	\$4,598
		<b>Upholstery</b>	<b>Shipping</b>			<b>COL/C</b>	\$4,948
		COM Ydg	9	Ctn Wt	198	<b>D</b>	\$5,402
		COL Sq Ft	207	Cu Ft	58	<b>E</b>	\$5,855
		GSA Contract SIN #33721				<b>F</b>	\$6,561
						<b>G</b>	\$7,314
						<b>H</b>	\$8,117
						<b>I</b>	\$9,376
				<b>J</b>	\$10,886		
				<b>L1</b>	\$8,471		
				<b>L2</b>	\$9,526		

<b>Two Seat Privacy Back</b> 	<b>CTL2305</b> <ul style="list-style-type: none"><li>• armless</li><li>• 30" individual seat width</li><li>• 14" high headrest</li><li>• COM based on single fabric</li><li>• multiple fabrics, see pages 204-206 for yardage requirements</li><li>• double cut veneer available; specify and add \$105 list</li></ul>	<b>Dimensions</b>	<b>D</b>	<b>W</b>	<b>H</b>	<b>COM</b>	\$3,582
		Overall	32	60	51 ½	<b>A</b>	\$3,750
		Seat	20	60	18	<b>B</b>	\$3,973
		<b>Upholstery</b>	<b>Shipping</b>			<b>COL/C</b>	\$4,364
		COM Ydg	10	Ctn Wt	164	<b>D</b>	\$4,867
		COL Sq Ft	230	Cu Ft	56	<b>E</b>	\$5,369
		GSA Contract SIN #33721				<b>F</b>	\$6,153
						<b>G</b>	\$6,990
						<b>H</b>	\$7,885
						<b>I</b>	\$9,282
				<b>J</b>	\$10,959		
				<b>L1</b>	\$8,276		
				<b>L2</b>	\$9,448		

## To Order, Specify:

- ① Model Number
- ② Wood Species - Cherry (CH1), Maple (MA1), Walnut (WA1) or Double Cut (DC1)
- ③ Wood Finish
- ④ Laminate Color Selection (Stand Up Surface)
- ⑤ Surface Corners (Stand Up Surface) - Square (S), no upcharge or Rounded (R), add \$39 list
- ⑥ Fabric Selection - vendor, pattern and color
  - A. Seat
  - B. Back
  - C. Arm
  - D. Headrest
- ⑦ Metal Leg Color - Black Sandtex (BSX), Pewter (PEW), Soft Nickel (SNK) or Stardust Silver (STS)
- ⑧ Optional Power Center - Flush Mount (EC22) - Black (B) or White (W); \$580 list each, see page 201 for location availability
- ⑨ Optional Drink Holder (DH) - add \$99 list each
- ⑩ Optional Tablet Arm - indicate left (TBL) or right arm (TBR); flat cut add \$547 list, double cut add \$571 list
- ⑪ Optional Rubber Cushion Nylon Glides - no upcharge
- ⑫ Product Options

## ③ Wood Finish Options:

Cherry	Maple	Walnut
BRL Barley	ALM Ale Medium	AUB Auburn
BBM Bourbon Medium	BUT Butterscotch	ESP Espresso
BRM Brighton Medium	CIN Cinnamon	MCH Mocha*
CLA Classic	FLX Flax	NTO Night Owl*
CLL Collectors*	VEN Venetian	SIE Sienna*
EAR Earthy	TOF Toffee	
HRV Harvest*	TRF Truffle*	
LGC Legacy		
PRL Praline*	*finishes with coordinating laminate top option	
SAF Saffron		

### Double Cut

COF Coffee	GRH Graphite
CRM Cremello	KHK Khaki
FOS Fossil	STU Studio Teak

## ④ Laminate Color Selection (Stand Up Surface)

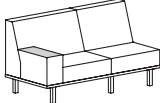

AGA Aged Ash	BGL Brighton Light	PIN Pinnacle Walnut
ALB Alabaster	CLL Collectors	SHD Shadow
ALL Ale Light	DWH Designer White	SLG Slate Grey
BLO Blonde Echo	FLO Florence Walnut	STU Studio Teak
BOL Bourbon Light	GRH Graphite	VIN Vintage
BZW Brazilwood	HGL High Line	WLH Walnut Heights
BBL Bridal Blanco	OAT Oatmeal Cookie	WEA Weathered Ash

- ⑤ See a selection of graded in fabric manufacturers and patterns on pages 20-28 Contact Customer Service for additional fabric options.

## Specifications

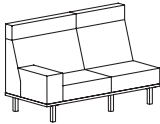
- Wood species - Cherry, Maple, Walnut or Double Cut.
- Seat has synthetic sheet webbing with cross strap reinforcement, 4 1/4" high density polyurethane foam.
- Back has high density polyurethane foam.
- Arms have 3/4" thick top and 1/4" thick side high density polyurethane foam.
- Plywood construction with locking tenons, glue and screws.
- Linking bracket included.
- Metal legs are 16 gauge steel tube with metal leveling glides.
- 3/4" thick 10" deep laminate stand up surface with coordinating 3mm PVC edge supported by steel columns, 42" surface height.

Description	① Model	Specifications	List Price Per Grade																													
Two Seat Privacy Back with Stand Up Surface	CTL2306	<ul style="list-style-type: none"><li>armless</li><li>stand up surface corner; specify square (S) no upcharge or rounded (R) add \$39 list</li><li>30" individual seat width</li><li>14" high headrest</li><li>41 ¾" high stand up surface</li><li>COM based on single fabric</li><li>multiple fabrics, see pages 204-206 for yardage requirements</li><li>double cut veneer available; specify and add \$105 list</li></ul>	<table><tr><th>Dimensions</th><th>D</th><th>W</th><th>H</th></tr><tr><td>Overall</td><td>42</td><td>60</td><td>51 ½</td></tr><tr><td>Seat</td><td>20</td><td>60</td><td>18</td></tr><tr><th>Upholstery</th><th colspan="3">Shipping</th></tr><tr><td>COM Ydg</td><td>10</td><td>Ctn Wt</td><td>202</td></tr><tr><td>COL Sq Ft</td><td>230</td><td>Cu Ft</td><td>66</td></tr></table> <p>GSA Contract SIN #33721</p>	Dimensions	D	W	H	Overall	42	60	51 ½	Seat	20	60	18	Upholstery	Shipping			COM Ydg	10	Ctn Wt	202	COL Sq Ft	230	Cu Ft	66	COM \$4,531 A \$4,713 B \$4,937 COL/C \$5,328 D \$5,829 E \$6,334 F \$7,116 G \$7,955 H \$8,848 I \$10,245 J \$11,921 L1 \$9,239 L2 \$10,413				
Dimensions	D	W	H																													
Overall	42	60	51 ½																													
Seat	20	60	18																													
Upholstery	Shipping																															
COM Ydg	10	Ctn Wt	202																													
COL Sq Ft	230	Cu Ft	66																													
Two Seat Low Back	CTL2301UR CTL2301UL	<ul style="list-style-type: none"><li>upholstered arm</li><li>10" arm width</li><li>30" individual seat width</li><li>COM based on single fabric</li><li>multiple fabrics, see pages 204-206 for yardage requirements</li><li>double cut veneer available; specify and add \$105 list</li></ul>	<table><tr><th>Dimensions</th><th>D</th><th>W</th><th>H</th></tr><tr><td>Overall</td><td>32</td><td>70</td><td>30 ½</td></tr><tr><td>Seat</td><td>20</td><td>60</td><td>18</td></tr><tr><td>Arm</td><td></td><td>10</td><td>24 ½</td></tr><tr><th>Upholstery</th><th colspan="3">Shipping</th></tr><tr><td>COM Ydg</td><td>8 ½</td><td>Ctn Wt</td><td>187</td></tr><tr><td>COL Sq Ft</td><td>196</td><td>Cu Ft</td><td>36</td></tr></table> <p>GSA Contract SIN #33721</p>	Dimensions	D	W	H	Overall	32	70	30 ½	Seat	20	60	18	Arm		10	24 ½	Upholstery	Shipping			COM Ydg	8 ½	Ctn Wt	187	COL Sq Ft	196	Cu Ft	36	COM \$3,200 A \$3,344 B \$3,535 COL/C \$3,867 D \$4,295 E \$4,721 F \$5,388 G \$6,099 H \$6,859 I \$8,047 J \$9,473 L1 \$7,192 L2 \$8,189
Dimensions	D	W	H																													
Overall	32	70	30 ½																													
Seat	20	60	18																													
Arm		10	24 ½																													
Upholstery	Shipping																															
COM Ydg	8 ½	Ctn Wt	187																													
COL Sq Ft	196	Cu Ft	36																													
Two Seat Low Back	CTL2301WR CTL2301WL	<ul style="list-style-type: none"><li>wood cap arm</li><li>10" arm width</li><li>30" individual seat width</li><li>COM based on single fabric</li><li>multiple fabrics, see pages 204-206 for yardage requirements</li><li>double cut veneer available; specify and add \$134 list</li></ul>	<table><tr><th>Dimensions</th><th>D</th><th>W</th><th>H</th></tr><tr><td>Overall</td><td>32</td><td>70</td><td>30 ½</td></tr><tr><td>Seat</td><td>20</td><td>60</td><td>18</td></tr><tr><td>Arm</td><td></td><td>10</td><td>25</td></tr><tr><th>Upholstery</th><th colspan="3">Shipping</th></tr><tr><td>COM Ydg</td><td>8 ½</td><td>Ctn Wt</td><td>192</td></tr><tr><td>COL Sq Ft</td><td>196</td><td>Cu Ft</td><td>36</td></tr></table> <p>GSA Contract SIN #33721</p>	Dimensions	D	W	H	Overall	32	70	30 ½	Seat	20	60	18	Arm		10	25	Upholstery	Shipping			COM Ydg	8 ½	Ctn Wt	192	COL Sq Ft	196	Cu Ft	36	COM \$3,350 A \$3,496 B \$3,686 COL/C \$4,019 D \$4,446 E \$4,873 F \$5,539 G \$6,250 H \$7,009 I \$8,199 J \$9,624 L1 \$7,343 L2 \$8,340
Dimensions	D	W	H																													
Overall	32	70	30 ½																													
Seat	20	60	18																													
Arm		10	25																													
Upholstery	Shipping																															
COM Ydg	8 ½	Ctn Wt	192																													
COL Sq Ft	196	Cu Ft	36																													
Two Seat Mid Back	CTL2302UR CTL2302UL	<ul style="list-style-type: none"><li>upholstered arm</li><li>10" arm width</li><li>30" individual seat width</li><li>COM based on single fabric</li><li>multiple fabrics, see pages 204-206 for yardage requirements</li><li>double cut veneer available; specify and add \$105 list</li></ul>	<table><tr><th>Dimensions</th><th>D</th><th>W</th><th>H</th></tr><tr><td>Overall</td><td>32</td><td>70</td><td>37 ½</td></tr><tr><td>Seat</td><td>20</td><td>60</td><td>18</td></tr><tr><td>Arm</td><td></td><td>10</td><td>24 ½</td></tr><tr><th>Upholstery</th><th colspan="3">Shipping</th></tr><tr><td>COM Ydg</td><td>9</td><td>Ctn Wt</td><td>187</td></tr><tr><td>COL Sq Ft</td><td>207</td><td>Cu Ft</td><td>46</td></tr></table> <p>GSA Contract SIN #33721</p>	Dimensions	D	W	H	Overall	32	70	37 ½	Seat	20	60	18	Arm		10	24 ½	Upholstery	Shipping			COM Ydg	9	Ctn Wt	187	COL Sq Ft	207	Cu Ft	46	COM \$3,501 A \$3,655 B \$3,856 COL/C \$4,209 D \$4,660 E \$5,114 F \$5,818 G \$6,573 H \$7,377 I \$8,634 J \$10,144 L1 \$7,729 L2 \$8,784
Dimensions	D	W	H																													
Overall	32	70	37 ½																													
Seat	20	60	18																													
Arm		10	24 ½																													
Upholstery	Shipping																															
COM Ydg	9	Ctn Wt	187																													
COL Sq Ft	207	Cu Ft	46																													

Description	1 Model	Specifications				List Price Per Grade	
Two Seat Mid Back	CTL2302WR	Dimensions	D	W	H	COM	\$3,648
	CTL2302WL	Overall	32	70	37 ½	A	\$3,805
	<ul style="list-style-type: none"><li>• wood cap arm</li><li>• 10" arm width</li><li>• 30" individual seat width</li><li>• COM based on single fabric</li><li>• multiple fabrics, see pages 204-206 for yardage requirements</li><li>• double cut veneer available; specify and add \$134 list</li></ul>	Seat	20	60	18	B	\$4,008
		Arm		10	25	COL/C	\$4,360
	GSA Contract SIN #33721	Upholstery	Shipping			D	\$4,813
		COM Ydg	9	Ctn Wt	192	E	\$5,266
		COL Sq Ft	207	Cu Ft	46	F	\$5,969
						G	\$6,723
						H	\$7,529
						I	\$8,785
						J	\$10,293
						L1	\$7,880
						L2	\$8,935


GSA Contract SIN #33721

Two Seat High Back



CTL2303UR

right



CTL2303UL

left

CTL2303UR

CTL2303UL

- upholstered arm
- 10" arm width
- 30" individual seat width
- 7" high headrest
- COM based on single fabric
- multiple fabrics, see pages 204–206 for yardage requirements
- double cut veneer available; specify and add \$105 list

GSA Contract SIN #33721

Dimensions	D	W	H
Overall	32	70	44 ½
Seat	20	60	18
Arm		10	24 ½
Upholstery	Shipping		
COM Ydg	10 ½	Ctn Wt	204
COL Sq Ft	242	Cu Ft	56

COM	\$3,800
A	\$3,976
B	\$4,212
COL/C	\$4,622
D	\$5,150
E	\$5,677
F	\$6,499
G	\$7,379
H	\$8,319
I	\$9,786
J	\$11,545
L1	\$8,730
L2	\$9,961

GSA Contract SIN #33721

## To Order, Specify:

- 1 Model Number
- 2 Wood Species - Cherry (CH1), Maple (MA1), Walnut (WA1) or Double Cut (DC1)
- 3 Wood Finish
- 4 Laminate Color Selection (Stand Up Surface)
- 5 Surface Corners (Stand Up Surface) - Square (S), no upcharge or Rounded (R), add \$39 list
- 6 Fabric Selection - vendor, pattern and color
  - A. Seat
  - B. Back
  - C. Arm
  - D. Headrest
- 7 Metal Leg Color - Black Sandtex (BSX), Pewter (PEW), Soft Nickel (SNK) or Stardust Silver (STS)
- 8 Optional Power Center - Flush Mount (EC22) - Black (B) or White (W); \$580 list each, see page 201 for location availability
- 9 Arm Cap - Wood (M) or Black 3D Laminate (B3L)
- 10 Optional Drink Holder (DH) - add \$99 list each
- 11 Optional Tablet Arm - indicate left (TBL) or right arm (TBR); flat cut add \$529 list, double cut add \$571 list
- 12 Optional Coordinating Wood Grain Laminate Available on Wood Cap Arm - no upcharge. Finishes with an asterisk have a coordinating laminate available.
- 13 Optional Rubber Cushion Nylon Glides - no upcharge

## 3 Wood Finish Options:

<b>Cherry</b>	<b>Maple</b>	<b>Walnut</b>
BRL Barley	ALM Ale Medium	AUB Auburn
BBM Bourbon Medium	BUT Butterscotch	ESP Espresso
BRM Brighton Medium	CIN Cinnamon	MCH Mocha*
CLA Classic	FLX Flax	NTN Night Owl*
CLL Collectors*	VEN Venetian	SIE Sienna*
EAR Earthy	TOF Toffee	
HRV Harvest*	TRF Truffle*	
LGC Legacy		
PRL Praline*	*finishes with coordinating laminate top option	
SAF Saffron		
<b>Double Cut</b>		
COF Coffee	GRH Graphite	
CRM Cremello	KHK Khaki	
FOS Fossil	STU Studio Teak	

## 4 Laminate Color Selection (Stand Up Surface)

AGA Aged Ash	BGL Brighton Light	PIN Pinnacle Walnut
ALB Alabaster	CLL Collectors	SHD Shadow
ALL Ale Light	DWH Designer White	SLG Slate Grey
BLO Blonde Echo	FLO Florence Walnut	STU Studio Teak
BOL Bourbon Light	GRH Graphite	VIN Vintage
BZW Brazilwood	HGL High Line	WLH Walnut Heights
BBL Bridal Blanco	OAT Oatmeal Cookie	WEA Weathered Ash

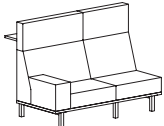

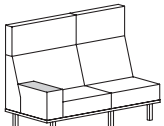

- 5 See a selection of graded in fabric manufacturers and patterns on pages 20-28 Contact Customer Service for additional fabric options.

## Specifications

- Wood species - Cherry, Maple, Walnut or Double Cut.
- Seat has synthetic sheet webbing with cross strap reinforcement, 4 ¼" high density polyurethane foam.
- Back has high density polyurethane foam.
- Arms have ¾" thick top and ¼" thick side high density polyurethane foam.
- Plywood construction with locking tenons, glue and screws.
- Linking bracket included.
- Metal legs are 16 gauge steel tube with metal leveling glides.
- ¾" thick 10" deep laminate stand up surface with coordinating 3mm PVC edge supported by steel columns, 42" surface height.

Description	① Model	Specifications	List Price Per Grade																																																						
Two Seat High Back	<b>CTL2303WR</b> <b>CTL2303WL</b> <ul style="list-style-type: none"><li>• wood cap arm</li><li>• 10" arm width</li><li>• 30" individual seat width</li><li>• 7" high headrest</li><li>• COM based on single fabric</li><li>• multiple fabrics, see pages 204-206 for yardage requirements</li><li>• double cut veneer available; specify and add \$134 list</li></ul>	<table><tr><th>Dimensions</th><th>D</th><th>W</th><th>H</th></tr><tr><td>Overall</td><td>32</td><td>70</td><td>44 ½</td></tr><tr><td>Seat</td><td>20</td><td>60</td><td>18</td></tr><tr><td>Arm</td><td></td><td>10</td><td>25</td></tr><tr><th>Upholstery</th><th colspan="3">Shipping</th></tr><tr><td>COM Ydg</td><td>10 ½</td><td>Ctn Wt</td><td>209</td></tr><tr><td>COL Sq Ft</td><td>242</td><td>Cu Ft</td><td>56</td></tr></table> <p>GSA Contract SIN #33721</p>	Dimensions	D	W	H	Overall	32	70	44 ½	Seat	20	60	18	Arm		10	25	Upholstery	Shipping			COM Ydg	10 ½	Ctn Wt	209	COL Sq Ft	242	Cu Ft	56	<table><tr><td>COM</td><td>\$3,950</td></tr><tr><td>A</td><td>\$4,128</td></tr><tr><td>B</td><td>\$4,362</td></tr><tr><td>COL/C</td><td>\$4,773</td></tr><tr><td>D</td><td>\$5,301</td></tr><tr><td>E</td><td>\$5,828</td></tr><tr><td>F</td><td>\$6,650</td></tr><tr><td>G</td><td>\$7,531</td></tr><tr><td>H</td><td>\$8,470</td></tr><tr><td>I</td><td>\$9,937</td></tr><tr><td>J</td><td>\$11,696</td></tr><tr><td>L1</td><td>\$8,879</td></tr><tr><td>L2</td><td>\$10,112</td></tr></table>	COM	\$3,950	A	\$4,128	B	\$4,362	COL/C	\$4,773	D	\$5,301	E	\$5,828	F	\$6,650	G	\$7,531	H	\$8,470	I	\$9,937	J	\$11,696	L1	\$8,879	L2	\$10,112
Dimensions	D	W	H																																																						
Overall	32	70	44 ½																																																						
Seat	20	60	18																																																						
Arm		10	25																																																						
Upholstery	Shipping																																																								
COM Ydg	10 ½	Ctn Wt	209																																																						
COL Sq Ft	242	Cu Ft	56																																																						
COM	\$3,950																																																								
A	\$4,128																																																								
B	\$4,362																																																								
COL/C	\$4,773																																																								
D	\$5,301																																																								
E	\$5,828																																																								
F	\$6,650																																																								
G	\$7,531																																																								
H	\$8,470																																																								
I	\$9,937																																																								
J	\$11,696																																																								
L1	\$8,879																																																								
L2	\$10,112																																																								
Two Seat High Back with Stand Up Surface	<b>CTL2304UR</b> <b>CTL2304UL</b> <ul style="list-style-type: none"><li>• upholstered arm</li><li>• stand up surface corner; specify square (S) no upcharge or rounded (R) add \$39 list</li><li>• 10" arm width</li><li>• 30" individual seat width</li><li>• 7" high headrest</li><li>• 41 ¾" high stand up surface</li><li>• COM based on single fabric</li><li>• multiple fabrics, see pages 204-206 for yardage requirements</li><li>• double cut veneer available; specify and add \$105 list</li></ul>	<table><tr><th>Dimensions</th><th>D</th><th>W</th><th>H</th></tr><tr><td>Overall</td><td>42</td><td>70</td><td>44 ½</td></tr><tr><td>Seat</td><td>20</td><td>60</td><td>18</td></tr><tr><td>Arm</td><td></td><td>10</td><td>24 ½</td></tr><tr><th>Upholstery</th><th colspan="3">Shipping</th></tr><tr><td>COM Ydg</td><td>10 ½</td><td>Ctn Wt</td><td>242</td></tr><tr><td>COL Sq Ft</td><td>242</td><td>Cu Ft</td><td>68</td></tr></table> <p>GSA Contract SIN #33721</p>	Dimensions	D	W	H	Overall	42	70	44 ½	Seat	20	60	18	Arm		10	24 ½	Upholstery	Shipping			COM Ydg	10 ½	Ctn Wt	242	COL Sq Ft	242	Cu Ft	68	<table><tr><td>COM</td><td>\$5,203</td></tr><tr><td>A</td><td>\$5,400</td></tr><tr><td>B</td><td>\$5,634</td></tr><tr><td>COL/C</td><td>\$6,045</td></tr><tr><td>D</td><td>\$6,574</td></tr><tr><td>E</td><td>\$7,102</td></tr><tr><td>F</td><td>\$7,922</td></tr><tr><td>G</td><td>\$8,803</td></tr><tr><td>H</td><td>\$9,743</td></tr><tr><td>I</td><td>\$11,208</td></tr><tr><td>J</td><td>\$12,969</td></tr><tr><td>L1</td><td>\$10,153</td></tr><tr><td>L2</td><td>\$11,383</td></tr></table>	COM	\$5,203	A	\$5,400	B	\$5,634	COL/C	\$6,045	D	\$6,574	E	\$7,102	F	\$7,922	G	\$8,803	H	\$9,743	I	\$11,208	J	\$12,969	L1	\$10,153	L2	\$11,383
Dimensions	D	W	H																																																						
Overall	42	70	44 ½																																																						
Seat	20	60	18																																																						
Arm		10	24 ½																																																						
Upholstery	Shipping																																																								
COM Ydg	10 ½	Ctn Wt	242																																																						
COL Sq Ft	242	Cu Ft	68																																																						
COM	\$5,203																																																								
A	\$5,400																																																								
B	\$5,634																																																								
COL/C	\$6,045																																																								
D	\$6,574																																																								
E	\$7,102																																																								
F	\$7,922																																																								
G	\$8,803																																																								
H	\$9,743																																																								
I	\$11,208																																																								
J	\$12,969																																																								
L1	\$10,153																																																								
L2	\$11,383																																																								
Two Seat High Back with Stand Up Surface	<b>CTL2304WR</b> <b>CTL2304WL</b> <ul style="list-style-type: none"><li>• wood cap arm</li><li>• stand up surface corner; specify square (S) no upcharge or rounded (R) add \$39 list</li><li>• 10" arm width</li><li>• 30" individual seat width</li><li>• 7" high headrest</li><li>• 41 ¾" high stand up surface</li><li>• COM based on single fabric</li><li>• multiple fabrics, see pages 204-206 for yardage requirements</li><li>• double cut veneer available; specify and add \$134 list</li></ul>	<table><tr><th>Dimensions</th><th>D</th><th>W</th><th>H</th></tr><tr><td>Overall</td><td>42</td><td>70</td><td>44 ½</td></tr><tr><td>Seat</td><td>20</td><td>60</td><td>18</td></tr><tr><td>Arm</td><td></td><td>10</td><td>25</td></tr><tr><th>Upholstery</th><th colspan="3">Shipping</th></tr><tr><td>COM Ydg</td><td>10 ½</td><td>Ctn Wt</td><td>247</td></tr><tr><td>COL Sq Ft</td><td>242</td><td>Cu Ft</td><td>68</td></tr></table> <p>GSA Contract SIN #33721</p>	Dimensions	D	W	H	Overall	42	70	44 ½	Seat	20	60	18	Arm		10	25	Upholstery	Shipping			COM Ydg	10 ½	Ctn Wt	247	COL Sq Ft	242	Cu Ft	68	<table><tr><td>COM</td><td>\$5,352</td></tr><tr><td>A</td><td>\$5,552</td></tr><tr><td>B</td><td>\$5,786</td></tr><tr><td>COL/C</td><td>\$6,196</td></tr><tr><td>D</td><td>\$6,725</td></tr><tr><td>E</td><td>\$7,253</td></tr><tr><td>F</td><td>\$8,075</td></tr><tr><td>G</td><td>\$8,954</td></tr><tr><td>H</td><td>\$9,893</td></tr><tr><td>I</td><td>\$11,360</td></tr><tr><td>J</td><td>\$13,121</td></tr><tr><td>L1</td><td>\$10,304</td></tr><tr><td>L2</td><td>\$11,536</td></tr></table>	COM	\$5,352	A	\$5,552	B	\$5,786	COL/C	\$6,196	D	\$6,725	E	\$7,253	F	\$8,075	G	\$8,954	H	\$9,893	I	\$11,360	J	\$13,121	L1	\$10,304	L2	\$11,536
Dimensions	D	W	H																																																						
Overall	42	70	44 ½																																																						
Seat	20	60	18																																																						
Arm		10	25																																																						
Upholstery	Shipping																																																								
COM Ydg	10 ½	Ctn Wt	247																																																						
COL Sq Ft	242	Cu Ft	68																																																						
COM	\$5,352																																																								
A	\$5,552																																																								
B	\$5,786																																																								
COL/C	\$6,196																																																								
D	\$6,725																																																								
E	\$7,253																																																								
F	\$8,075																																																								
G	\$8,954																																																								
H	\$9,893																																																								
I	\$11,360																																																								
J	\$13,121																																																								
L1	\$10,304																																																								
L2	\$11,536																																																								
Two Seat Privacy Back	<b>CTL2305UR</b> <b>CTL2305UL</b> <ul style="list-style-type: none"><li>• upholstered arm</li><li>• 10" arm width</li><li>• 30" individual seat width</li><li>• 14" high headrest</li><li>• COM based on single fabric</li><li>• multiple fabrics, see pages 204-206 for yardage requirements</li><li>• double cut veneer available; specify and add \$105 list</li></ul>	<table><tr><th>Dimensions</th><th>D</th><th>W</th><th>H</th></tr><tr><td>Overall</td><td>32</td><td>70</td><td>51 ½</td></tr><tr><td>Seat</td><td>20</td><td>60</td><td>18</td></tr><tr><td>Arm</td><td></td><td>10</td><td>24 ½</td></tr><tr><th>Upholstery</th><th colspan="3">Shipping</th></tr><tr><td>COM Ydg</td><td>11 ½</td><td>Ctn Wt</td><td>214</td></tr><tr><td>COL Sq Ft</td><td>265</td><td>Cu Ft</td><td>66</td></tr></table> <p>GSA Contract SIN #33721</p>	Dimensions	D	W	H	Overall	32	70	51 ½	Seat	20	60	18	Arm		10	24 ½	Upholstery	Shipping			COM Ydg	11 ½	Ctn Wt	214	COL Sq Ft	265	Cu Ft	66	<table><tr><td>COM</td><td>\$4,101</td></tr><tr><td>A</td><td>\$4,292</td></tr><tr><td>B</td><td>\$4,549</td></tr><tr><td>COL/C</td><td>\$5,000</td></tr><tr><td>D</td><td>\$5,578</td></tr><tr><td>E</td><td>\$6,157</td></tr><tr><td>F</td><td>\$7,057</td></tr><tr><td>G</td><td>\$8,019</td></tr><tr><td>H</td><td>\$9,049</td></tr><tr><td>I</td><td>\$10,655</td></tr><tr><td>J</td><td>\$12,581</td></tr><tr><td>L1</td><td>\$9,498</td></tr><tr><td>L2</td><td>\$10,847</td></tr></table>	COM	\$4,101	A	\$4,292	B	\$4,549	COL/C	\$5,000	D	\$5,578	E	\$6,157	F	\$7,057	G	\$8,019	H	\$9,049	I	\$10,655	J	\$12,581	L1	\$9,498	L2	\$10,847
Dimensions	D	W	H																																																						
Overall	32	70	51 ½																																																						
Seat	20	60	18																																																						
Arm		10	24 ½																																																						
Upholstery	Shipping																																																								
COM Ydg	11 ½	Ctn Wt	214																																																						
COL Sq Ft	265	Cu Ft	66																																																						
COM	\$4,101																																																								
A	\$4,292																																																								
B	\$4,549																																																								
COL/C	\$5,000																																																								
D	\$5,578																																																								
E	\$6,157																																																								
F	\$7,057																																																								
G	\$8,019																																																								
H	\$9,049																																																								
I	\$10,655																																																								
J	\$12,581																																																								
L1	\$9,498																																																								
L2	\$10,847																																																								



Description	1 Model	Specifications	List Price Per Grade																												
<b>Two Seat Privacy Back with Stand Up Surface</b>   <b>CTL2306UR</b> right   <b>CTL2306UL</b> left	<b>CTL2306UR</b> <b>CTL2306UL</b> <ul style="list-style-type: none"> <li>upholstered arm</li> <li>stand up surface corner; specify square (S) no upcharge or rounded (R) add \$39 list</li> <li>10" arm width</li> <li>30" individual seat width</li> <li>14" high headrest</li> <li>41 3/4" high stand up surface</li> <li>COM based on single fabric</li> <li>multiple fabrics, see pages 204-206 for yardage requirements</li> <li>double cut veneer available; specify and add \$105 list</li> </ul>	<table> <tr> <th>Dimensions</th><th>D</th><th>W</th><th>H</th></tr> <tr> <td>Overall</td><td>42</td><td>70</td><td>51 1/2</td></tr> <tr> <td>Seat</td><td>20</td><td>60</td><td>18</td></tr> <tr> <td>Arm</td><td></td><td>10</td><td>24 1/2</td></tr> <tr> <th>Upholstery</th><th colspan="3">Shipping</th></tr> <tr> <td>COM Ydg</td><td>11 1/2</td><td>Ctn Wt</td><td>252</td></tr> <tr> <td>COL Sq Ft</td><td>265</td><td>Cu Ft</td><td>78</td></tr> </table> GSA Contract SIN #33721	Dimensions	D	W	H	Overall	42	70	51 1/2	Seat	20	60	18	Arm		10	24 1/2	Upholstery	Shipping			COM Ydg	11 1/2	Ctn Wt	252	COL Sq Ft	265	Cu Ft	78	COM \$5,504 A \$5,715 B \$5,973 COL/C \$6,423 D \$7,001 E \$7,579 F \$8,479 G \$9,444 H \$10,471 I \$12,078 J \$14,007 L1 \$10,922 L2 \$12,269
Dimensions	D	W	H																												
Overall	42	70	51 1/2																												
Seat	20	60	18																												
Arm		10	24 1/2																												
Upholstery	Shipping																														
COM Ydg	11 1/2	Ctn Wt	252																												
COL Sq Ft	265	Cu Ft	78																												
<b>Two Seat Privacy Back</b>   <b>CTL2305WR</b> right   <b>CTL2305WL</b> left	<b>CTL2305WR</b> <b>CTL2305WL</b> <ul style="list-style-type: none"> <li>wood cap arm</li> <li>10" arm width</li> <li>30" individual seat width</li> <li>14" high headrest</li> <li>COM based on single fabric</li> <li>multiple fabrics, see pages 204-206 for yardage requirements</li> <li>double cut veneer available; specify and add \$134 list</li> </ul>	<table> <tr> <th>Dimensions</th><th>D</th><th>W</th><th>H</th></tr> <tr> <td>Overall</td><td>32</td><td>70</td><td>51 1/2</td></tr> <tr> <td>Seat</td><td>20</td><td>60</td><td>18</td></tr> <tr> <td>Arm</td><td></td><td>10</td><td>25</td></tr> <tr> <th>Upholstery</th><th colspan="3">Shipping</th></tr> <tr> <td>COM Ydg</td><td>11 1/2</td><td>Ctn Wt</td><td>219</td></tr> <tr> <td>COL Sq Ft</td><td>265</td><td>Cu Ft</td><td>66</td></tr> </table> GSA Contract SIN #33721	Dimensions	D	W	H	Overall	32	70	51 1/2	Seat	20	60	18	Arm		10	25	Upholstery	Shipping			COM Ydg	11 1/2	Ctn Wt	219	COL Sq Ft	265	Cu Ft	66	COM \$4,249 A \$4,443 B \$4,701 COL/C \$5,152 D \$5,729 E \$6,307 F \$7,205 G \$8,171 H \$9,199 I \$10,806 J \$12,734 L1 \$9,650 L2 \$10,998
Dimensions	D	W	H																												
Overall	32	70	51 1/2																												
Seat	20	60	18																												
Arm		10	25																												
Upholstery	Shipping																														
COM Ydg	11 1/2	Ctn Wt	219																												
COL Sq Ft	265	Cu Ft	66																												

## To Order, Specify:

- 1 Model Number
- 2 Wood Species - Cherry (CH1), Maple (MA1), Walnut (WA1) or Double Cut (DC1)
- 3 Wood Finish
- 4 Laminate Color Selection (Stand Up Surface)
- 5 Surface Corners (Stand Up Surface) - Square (S), no upcharge or Rounded (R), add \$39 list
- 6 Fabric Selection - vendor, pattern and color
  - A. Seat
  - B. Back
  - C. Arm
  - D. Headrest
- 7 Metal Leg Color - Black Sandtex (BSX), Pewter (PEW), Soft Nickel (SNK) or Stardust Silver (STS)
- 8 Optional Power Center - Flush Mount (EC22) - Black (B) or White (W); \$580 list each, see page 201 for location availability
- 9 Arm Cap - Wood (M) or Black 3D Laminate (B3L)
- 10 Optional Drink Holder (DH) - add \$99 list each
- 11 Optional Tablet Arm - indicate left (TBL) or right arm (TBR); flat cut add \$547 list, double cut add \$571 list
- 12 Optional Coordinating Wood Grain Laminate Available on Wood Cap Arm - no upcharge. Finishes with an asterisk have a coordinating laminate available.
- 13 Optional Rubber Cushion Nylon Glides - no upcharge

## 3 Wood Finish Options:

Cherry	Maple	Walnut
BRL Barley	ALM Ale Medium	AUB Auburn
BBM Bourbon Medium	BUT Butterscotch	ESP Espresso
BRM Brighton Medium	CIN Cinnamon	MCH Mocha*
CLA Classic	FLX Flax	NTO Night Owl*
CLL Collectors*	VEN Venetian	SIE Sienna*
EAR Earthy	TOF Toffee	
HRV Harvest*	TRF Truffle*	
LGC Legacy		
PRL Praline*	*finishes with coordinating laminate top option	
SAF Saffron		
Double Cut		
COF Coffee	GRH Graphite	
CRM Cremello	KHK Khaki	
FOS Fossil	STU Studio Teak	

## 4 Laminate Color Selection (Stand Up Surface)

AGA Aged Ash	BGL Brighton Light	PIN Pinnacle Walnut
ALB Alabaster	CLL Collectors	SHD Shadow
ALL Ale Light	DWH Designer White	SLG Slate Grey
BLO Blonde Echo	FLO Florence Walnut	STU Studio Teak
BOL Bourbon Light	GRH Graphite	VIN Vintage
BZW Brazilwood	HGL High Line	WLH Walnut Heights
BBL Bridal Blanco	OAT Oatmeal Cookie	WEA Weathered Ash

- 5 See a selection of graded in fabric manufacturers and patterns on pages 20-28 Contact Customer Service for additional fabric options.

## Specifications

- Wood species - Cherry, Maple, Walnut or Double Cut. Seat has synthetic sheet webbing with cross strap reinforcement, 4 1/4" high density polyurethane foam.
- Back has high density polyurethane foam.
- Arms have 3/4" thick top and 1/4" thick side high density polyurethane foam.
- Plywood construction with locking tenons, glue and screws.
- Linking bracket included.
- Metal legs are 16 gauge steel tube with metal leveling glides.
- 3/4" thick 10" deep laminate stand up surface with coordinating 3mm PVC edge supported by steel columns, 42" surface height.

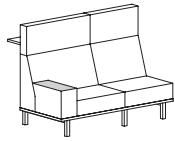
## Description

## Model

## Specifications

## List Price Per Grade

Two Seat Privacy Back  
with Stand Up Surface



CTL2306WR  
right



CTL2306WL  
left

**CTL2306WR**  
**CTL2306WL**

- wood cap arm
- stand up surface corner; specify square (S) no upcharge or rounded (R) add \$39 list
- 10" arm width
- 30" individual seat width
- 14" high headrest
- 41 ¾" high stand up surface
- COM based on single fabric
- multiple fabrics, see pages 204-206 for yardage requirements
- double cut veneer available; specify and add \$134 list

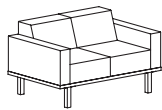
Dimensions	D	W	H
Overall	42	70	51 ½
Seat	20	60	18
Arm		10	25
Upholstery	Shipping		
COM Ydg	11 ½	Ctn Wt	257
COL Sq Ft	265	Cu Ft	78

GSA Contract SIN #33721

COM	\$5,653
A	\$5,867
B	\$6,124
COL/C	\$6,574
D	\$7,152
E	\$7,731
F	\$8,631
G	\$9,595
H	\$10,623
I	\$12,230
J	\$14,158
L1	\$11,072
L2	\$12,422

Two Seat Low Back

**NOW!**



**CTL2201U2**

- upholstered arms
- 5" arm width
- 20" individual seat width
- COM based on single fabric
- multiple fabrics, see pages 204-206 for yardage requirements
- double cut veneer available; specify and add \$134 list

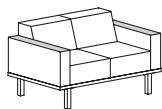
Dimensions	D	W	H
Overall	32	50	30 ½
Seat	20	40	18
Arm		5	24 ½
Upholstery	Shipping		
COM Ydg	10	Ctn Wt	105
COL Sq Ft	230	Cu Ft	26

GSA Contract SIN #33721

COM	\$3,410
A	\$3,573
B	\$3,796
COL/C	\$4,187
D	\$4,690
E	\$5,194
F	\$5,976
G	\$6,815
H	\$7,708
I	\$9,106
J	\$10,781
L1	\$8,101
L2	\$9,273

Two Seat Low Back

**NOW!**



**CTL2201W2**

- wood cap arms
- 5" arm width
- 20" individual seat width
- COM based on single fabric
- multiple fabrics, see pages 204-206 for yardage requirements
- double cut veneer available; specify and add \$157 list

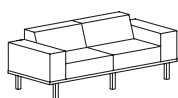
Dimensions	D	W	H
Overall	32	50	30 ½
Seat	20	40	18
Arm		5	25
Upholstery	Shipping		
COM Ydg	10	Ctn Wt	115
COL Sq Ft	230	Cu Ft	26

GSA Contract SIN #33721

COM	\$3,710
A	\$3,879
B	\$4,102
COL/C	\$4,493
D	\$4,997
E	\$5,500
F	\$6,281
G	\$7,121
H	\$8,015
I	\$9,411
J	\$11,088
L1	\$8,405
L2	\$9,578

Two Seat Low Back

**NOW!**



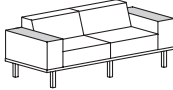
**CTL2301U2**

- upholstered arms
- 10" arm width
- 30" individual seat width
- COM based on single fabric
- multiple fabrics, see pages 204-206 for yardage requirements
- double cut veneer available; specify and add \$105 list

Dimensions	D	W	H
Overall	32	80	30 ½
Seat	20	60	18
Arm		10	24 ½
Upholstery	Shipping		
COM Ydg	10	Ctn Wt	221
COL Sq Ft	230	Cu Ft	41

GSA Contract SIN #33721

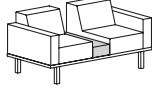
COM	\$3,715
A	\$3,882
B	\$4,107
COL/C	\$4,497
D	\$5,001
E	\$5,504
F	\$6,286
G	\$7,124
H	\$8,018
I	\$9,415
J	\$11,091
L1	\$8,410
L2	\$9,583

Description	1 Model	Specifications				List Price Per Grade	
<div>Two Seat Low Back</div> <div><div>Now!</div></div>	<div>CTL2301W2</div> <div><ul style="list-style-type: none"><li>• wood cap arms</li><li>• 10" arm width</li><li>• 30" individual seat width</li><li>• COM based on single fabric</li><li>• multiple fabrics, see pages 204-206 for yardage requirements</li><li>• double cut veneer available; specify and add \$157 list</li></ul></div> <div>GSA Contract SIN #33721</div>	Dimensions	D	W	H	COM	\$4,017
		Overall	32	80	30 ½	A	\$4,188
		Seat	20	60	18	B	\$4,413
		Arm		10	25	COL/C	\$4,802
		Upholstery	Shipping			D	\$5,307
		COM Ydg	10	Ctn Wt	231	E	\$5,811
		COL Sq Ft	230	Cu Ft	41	F	\$6,591
						G	\$7,430
						H	\$8,324
						I	\$9,720
				J	\$11,398		
				L1	\$8,715		
				L2	\$9,889		

GSA Contract SIN #33721

Two Seat Low Back

Now!



CTL2201U2CC

- upholstered arms
- 5" arm width
- 20" individual seat width
- 10" wide center console
- COM based on single fabric
- multiple fabrics, see pages 204–206 for yardage requirements
- double cut veneer available; specify and add \$157 list

GSA Contract SIN #33721

Dimensions	D	W	H
Overall	32	60	30 ½
Seat	20	40	18
Arm		5	24 ½
Upholstery	Shipping		
COM Ydg	10	Ctn Wt	118
COL Sq Ft	230	Cu Ft	31

COM \$3,979

A \$4,151

B \$4,374

COL/C \$4,766

D \$5,270

E \$5,771

F \$6,554

G \$7,392

H \$8,287

I \$9,684

J \$11,360

L1 \$8,678

L2 \$9,851

GSA Contract SIN #33721

**To Order, Specify:**

- 1 Model Number
- 2 Wood Species - Cherry (CH1), Maple (MA1), Walnut (WA1) or Double Cut (DC1)
- 3 Wood Finish
- 4 Laminate Color Selection (Stand Up Surface)
- 5 Surface Corners (Stand Up Surface) - Square (S), no upcharge or Rounded(R), add \$39 list
- 6 Fabric Selection - vendor, pattern and color
  - A. Seat
  - B. Back
  - C. Arm
  - D. Headrest
- 7 Metal Leg Color - Black Sandtex (BSX), Pewter (PEW), Soft Nickel (SNK) or Stardust Silver (STS)
- 8 Optional Wood Back Rail - available on any unit with two arms, specify and add \$158 list
- 9 Optional Power Center - Flush Mount (EC22) - Black (B) or White (W); \$580 list each, see page 201 for location availability
- 10 Arm Cap - Wood (M) or Black 3D Laminate (B3L)
- 11 Optional Drink Holder(s) (DH) - add \$99 list each, indicate left or right arm; add \$195 list for end table
- 12 Optional Tablet Arm - indicate left (TBL) or right arm (TBR); flat cut add \$547 list, double cut add \$571 list
- 13 Optional Coordinating Wood Grain Laminate Available on Wood Cap Arm or Table Top - no upcharge. Finishes with an asterisk have a coordinating laminate available
- 14 Optional Rubber Cushion Nylon Glides - no upcharge

**3 Wood Finish Options:**

Cherry	Maple	Walnut
BRL Barley	ALM Ale Medium	AUB Auburn
BBM Bourbon Medium	BUT Butterscotch	ESP Espresso
BRM Brighton Medium	CIN Cinnamon	MCH Mocha*
CLA Classic	FLX Flax	NTO Night Owl*
CLL Collectors*	VEN Venetian	SIE Sienna*
EAR Earthy	TOF Toffee	
HRV Harvest*	TRF Truffle*	
LGC Legacy		
PRL Praline*		
SAF Saffron		

\*finishes with coordinating laminate top option

Double Cut	
COF Coffee	GRH Graphite
CRM Cremello	KHK Khaki
FOS Fossil	STU Studio Teak

**4 Laminate Color Selection (Stand Up Surface)**

AGA Aged Ash	BGL Brighton Light	PIN Pinnacle Walnut
ALB Alabaster	CLL Collectors	SHD Shadow
ALL Ale Light	DWH Designer White	SLG Slate Grey
BLO Blonde Echo	FLO Florence Walnut	STU Studio Teak
BOL Bourbon Light	GRH Graphite	VIN Vintage
BZW Brazilwood	HGL High Line	WLH Walnut Heights
BBL Bridal Blanco	OAT Oatmeal Cookie	WEA Weathered Ash

- 5 See a selection of graded in fabric manufacturers and patterns on pages 20-28 Contact Customer Service for additional fabric options.




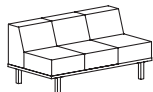
**Specifications**

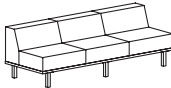
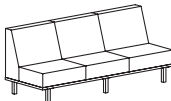
- Wood species - Cherry, Maple, Walnut or Double Cut. Seat has synthetic sheet webbing with cross strap reinforcement, 4 1/4" high density polyurethane foam.
- Back has high density polyurethane foam.
- Arms have 3/4" thick top and 1/4" thick side high density polyurethane foam.
- Plywood construction with locking tenons, glue and screws.
- Linking bracket included.
- Metal legs are 16 gauge steel tube with metal leveling glides.
- 3/4" thick 10" deep laminate stand up surface with coordinating 3mm PVC edge supported by steel columns, 42" surface height.

When ordering Quickship products, place a "Q" in front of model number.  
Example: QGT4901D

**NOW!**  
Need it.  
JSI Quickship



Description	1 Model	Specifications	List Price Per Grade																												
<b>Two Seat Low Back</b> 	<b>CTL2201W2CC</b> <ul style="list-style-type: none"> <li>wood cap arms</li> <li>5" arm width</li> <li>20" individual seat width</li> <li>10" wide center console</li> <li>COM based on single fabric</li> <li>multiple fabrics, see pages 204-206 for yardage requirements</li> <li>double cut veneer available; specify and add \$197 list</li> </ul> GSA Contract SIN #33721	<table> <tr> <th>Dimensions</th><th>D</th><th>W</th><th>H</th></tr> <tr> <td>Overall</td><td>32</td><td>60</td><td>30 1/2</td></tr> <tr> <td>Seat</td><td>20</td><td>40</td><td>18</td></tr> <tr> <td>Arm</td><td></td><td>5</td><td>25</td></tr> <tr> <th>Upholstery</th><th colspan="3">Shipping</th></tr> <tr> <td>COM Ydg</td><td>10</td><td>Ctn Wt</td><td>123</td></tr> <tr> <td>COL Sq Ft</td><td>230</td><td>Cu Ft</td><td>31</td></tr> </table>	Dimensions	D	W	H	Overall	32	60	30 1/2	Seat	20	40	18	Arm		5	25	Upholstery	Shipping			COM Ydg	10	Ctn Wt	123	COL Sq Ft	230	Cu Ft	31	COM \$4,279 A \$4,455 B \$4,679 COL/C \$5,069 D \$5,573 E \$6,076 F \$6,859 G \$7,698 H \$8,591 I \$9,988 J \$11,664 L1 \$8,982 L2 \$10,155
Dimensions	D	W	H																												
Overall	32	60	30 1/2																												
Seat	20	40	18																												
Arm		5	25																												
Upholstery	Shipping																														
COM Ydg	10	Ctn Wt	123																												
COL Sq Ft	230	Cu Ft	31																												
<b>Two Seat Low Back</b> 	<b>CTL2301U2CC</b> <ul style="list-style-type: none"> <li>upholstered arms</li> <li>10" arm width</li> <li>30" individual seat width</li> <li>10" wide center console</li> <li>COM based on single fabric</li> <li>multiple fabrics, see pages 204-206 for yardage requirements</li> <li>double cut veneer available; specify and add \$157 list</li> </ul> GSA Contract SIN #33721	<table> <tr> <th>Dimensions</th><th>D</th><th>W</th><th>H</th></tr> <tr> <td>Overall</td><td>32</td><td>90</td><td>30 1/2</td></tr> <tr> <td>Seat</td><td>20</td><td>60</td><td>18</td></tr> <tr> <td>Arm</td><td></td><td>10</td><td>24 1/2</td></tr> <tr> <th>Upholstery</th><th colspan="3">Shipping</th></tr> <tr> <td>COM Ydg</td><td>10</td><td>Ctn Wt</td><td>237</td></tr> <tr> <td>COL Sq Ft</td><td>230</td><td>Cu Ft</td><td>46</td></tr> </table>	Dimensions	D	W	H	Overall	32	90	30 1/2	Seat	20	60	18	Arm		10	24 1/2	Upholstery	Shipping			COM Ydg	10	Ctn Wt	237	COL Sq Ft	230	Cu Ft	46	COM \$4,282 A \$4,458 B \$4,682 COL/C \$5,074 D \$5,577 E \$6,080 F \$6,862 G \$7,701 H \$8,594 I \$9,992 J \$11,668 L1 \$8,987 L2 \$10,160
Dimensions	D	W	H																												
Overall	32	90	30 1/2																												
Seat	20	60	18																												
Arm		10	24 1/2																												
Upholstery	Shipping																														
COM Ydg	10	Ctn Wt	237																												
COL Sq Ft	230	Cu Ft	46																												
<b>Two Seat Low Back</b> 	<b>CTL2301W2CC</b> <ul style="list-style-type: none"> <li>wood cap arms</li> <li>10" arm width</li> <li>30" individual seat width</li> <li>10" wide center console</li> <li>COM based on single fabric</li> <li>multiple fabrics, see pages 204-206 for yardage requirements</li> <li>double cut veneer available; specify and add \$197 list</li> </ul> GSA Contract SIN #33721	<table> <tr> <th>Dimensions</th><th>D</th><th>W</th><th>H</th></tr> <tr> <td>Overall</td><td>32</td><td>90</td><td>30 1/2</td></tr> <tr> <td>Seat</td><td>20</td><td>60</td><td>18</td></tr> <tr> <td>Arm</td><td></td><td>10</td><td>25</td></tr> <tr> <th>Upholstery</th><th colspan="3">Shipping</th></tr> <tr> <td>COM Ydg</td><td>10</td><td>Ctn Wt</td><td>247</td></tr> <tr> <td>COL Sq Ft</td><td>230</td><td>Cu Ft</td><td>46</td></tr> </table>	Dimensions	D	W	H	Overall	32	90	30 1/2	Seat	20	60	18	Arm		10	25	Upholstery	Shipping			COM Ydg	10	Ctn Wt	247	COL Sq Ft	230	Cu Ft	46	COM \$4,585 A \$4,766 B \$4,990 COL/C \$5,381 D \$5,884 E \$6,388 F \$7,169 G \$8,009 H \$8,902 I \$10,299 J \$11,976 L1 \$9,292 L2 \$10,466
Dimensions	D	W	H																												
Overall	32	90	30 1/2																												
Seat	20	60	18																												
Arm		10	25																												
Upholstery	Shipping																														
COM Ydg	10	Ctn Wt	247																												
COL Sq Ft	230	Cu Ft	46																												
<b>Three Seat Low Back</b> 	<b>CTL3201</b> <ul style="list-style-type: none"> <li>armless</li> <li>20" individual seat width</li> <li>COM based on single fabric</li> <li>multiple fabrics, see pages 204-206 for yardage requirements</li> <li>double cut veneer available; specify and add \$105 list</li> </ul> GSA Contract SIN #33721	<table> <tr> <th>Dimensions</th><th>D</th><th>W</th><th>H</th></tr> <tr> <td>Overall</td><td>32</td><td>60</td><td>30 1/2</td></tr> <tr> <td>Seat</td><td>20</td><td>60</td><td>18</td></tr> <tr> <th>Upholstery</th><th colspan="3">Shipping</th></tr> <tr> <td>COM Ydg</td><td>10 1/2</td><td>Ctn Wt</td><td>141</td></tr> <tr> <td>COL Sq Ft</td><td>242</td><td>Cu Ft</td><td>31</td></tr> </table>	Dimensions	D	W	H	Overall	32	60	30 1/2	Seat	20	60	18	Upholstery	Shipping			COM Ydg	10 1/2	Ctn Wt	141	COL Sq Ft	242	Cu Ft	31	COM \$3,671 A \$3,845 B \$4,079 COL/C \$4,489 D \$5,019 E \$5,546 F \$6,369 G \$7,249 H \$8,188 I \$9,654 J \$11,414 L1 \$8,597 L2 \$9,829				
Dimensions	D	W	H																												
Overall	32	60	30 1/2																												
Seat	20	60	18																												
Upholstery	Shipping																														
COM Ydg	10 1/2	Ctn Wt	141																												
COL Sq Ft	242	Cu Ft	31																												

Description	1 Model	Specifications	List Price Per Grade			
<b>Three Seat Low Back</b> 	<b>CTL3301</b> <ul style="list-style-type: none"><li>• armless</li><li>• 30" individual seat width</li><li>• COM based on single fabric</li><li>• multiple fabrics, see pages 204-206 for yardage requirements</li><li>• double cut veneer available; specify and add \$105 list</li></ul> <hr/> GSA Contract SIN #33721	<b>Dimensions</b>	<b>D</b>	<b>W</b>	<b>H</b>	COM \$3,996
		Overall	32	90	30 ½	A \$4,175
		Seat	20	90	18	B \$4,409
		<b>Upholstery</b>	<b>Shipping</b>			COL/C \$4,820
		COM Ydg	10 ½	Ctn Wt	206	D \$5,348
		COL Sq Ft	242	Cu Ft	46	E \$5,878
						F \$6,699
						G \$7,578
						H \$8,518
						I \$9,983
				J \$11,745		
				L1 \$8,929		
				L2 \$10,160		
<b>Three Seat Mid Back</b> 	<b>CTL3302</b> <ul style="list-style-type: none"><li>• armless</li><li>• 30" individual seat width</li><li>• COM based on single fabric</li><li>• multiple fabrics, see pages 204-206 for yardage requirements</li><li>• double cut veneer available; specify and add \$105 list</li></ul> <hr/> GSA Contract SIN #33721	<b>Dimensions</b>	<b>D</b>	<b>W</b>	<b>H</b>	COM \$4,469
		Overall	32	90	37 ½	A \$4,663
		Seat	20	90	18	B \$4,914
		<b>Upholstery</b>	<b>Shipping</b>			COL/C \$5,355
		COM Ydg	11 ¼	Ctn Wt	211	D \$5,921
		COL Sq Ft	259	Cu Ft	58	E \$6,487
						F \$7,368
						G \$8,309
						H \$9,316
						I \$10,889
				J \$12,774		
				L1 \$9,755		
				L2 \$11,077		

## To Order, Specify:

- Model Number
  - Wood Species - Cherry (CH1), Maple (MA1), Walnut (WA1) or Double Cut (DC1)
  - Wood Finish
  - Fabric Selection - vendor, pattern and color
    - Seat
    - Back
    - Arm
  - Metal Leg Color - Black Sandtex (BSX), Pewter (PEW), Soft Nickel (SNK) or Stardust Silver (STS)
  - Optional Wood Back Rail - available on any unit with two arms, specify and add \$158 list
  - Optional Power Center - Flush Mount (EC22) - Black (B) or White (W); \$580 list each, see page 201 for location availability
  - Arm Cap - Wood (M) or Black 3D Laminate (B3L)
  - Optional Drink Holder(s) (DH) - add \$99 list each, indicate left or right arm; add \$195 list for end table
  - Optional Tablet Arm - indicate left (TBL) or right arm (TBR); flat cut add \$547 list, double cut add \$571 list
  - Optional Coordinating Wood Grain Laminate Available on Wood Cap Arm or Table Top - no upcharge. Finishes with an asterisk have a coordinating laminate available
  - Optional Rubber Cushion Nylon Glides - no upcharge
- Product Options

## 3 Wood Finish Options:

Cherry	Maple	Walnut
BRL Barley	ALM Ale Medium	AUB Auburn
BBM Bourbon Medium	BUT Butterscotch	ESP Espresso
BRM Brighton Medium	CIN Cinnamon	MCH Mocha*
CLA Classic	FLX Flax	NTO Night Owl*
CLL Collectors*	VEN Venetian	SIE Sienna*
EAR Earthy	TOF Toffee	
HRV Harvest*	TRF Truffle*	
LGC Legacy		
PRL Praline*		
SAF Saffron		

\*finishes with coordinating laminate top option

Double Cut	
COF Coffee	GRH Graphite
CRM Cremello	KHK Khaki
FOS Fossil	STU Studio Teak

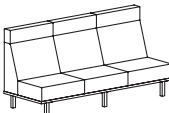
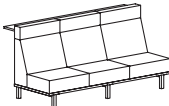
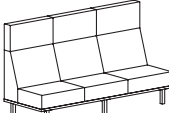
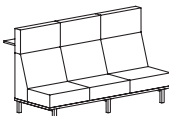
- See a selection of graded in fabric manufacturers and patterns on pages 20-28 Contact Customer Service for additional fabric options.

## Specifications

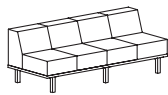
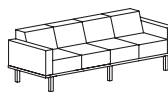
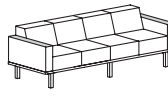



- Wood species - Cherry, Maple, Walnut or Double Cut. Seat has synthetic sheet webbing with cross strap reinforcement, 4 1/4" high density polyurethane foam.
- Back has high density polyurethane foam.
- Arms have 3/4" thick top and 1/4" thick side high density polyurethane foam.
- Plywood construction with locking tenons, glue and screws.
- Linking bracket included.
- Metal legs are 16 gauge steel tube with metal leveling glides.

When ordering Quickship products, place a "Q" in front of model number.  
Example: QGT4901D

**NOW!**  
Need it.  
JSI Quickship

Description	① Model	Specifications	List Price Per Grade																								
Three Seat High Back 	<b>CTL3303</b> <ul style="list-style-type: none"><li>· armless</li><li>· 30" individual seat width</li><li>· 7" high headrest</li><li>· COM based on single fabric</li><li>· multiple fabrics, see pages 204-206 for yardage requirements</li><li>· double cut veneer available; specify and add \$105 list</li></ul>	<table><tr><th>Dimensions</th><th>D</th><th>W</th><th>H</th></tr><tr><td>Overall</td><td>32</td><td>90</td><td>44 ½</td></tr><tr><td>Seat</td><td>20</td><td>90</td><td>18</td></tr><tr><th colspan="2">Upholstery</th><th colspan="2">Shipping</th></tr><tr><td>COM Ydg</td><td>13 ½</td><td>Ctn Wt</td><td>226</td></tr><tr><td>COL Sq Ft</td><td>311</td><td>Cu Ft</td><td>71</td></tr></table> GSA Contract SIN #33721	Dimensions	D	W	H	Overall	32	90	44 ½	Seat	20	90	18	Upholstery		Shipping		COM Ydg	13 ½	Ctn Wt	226	COL Sq Ft	311	Cu Ft	71	COM \$4,919 A \$5,146 B \$5,447 COL/C \$5,975 D \$6,654 E \$7,335 F \$8,391 G \$9,522 H \$10,728 I \$12,614 J \$14,879 L1 \$11,257 L2 \$12,840
Dimensions	D	W	H																								
Overall	32	90	44 ½																								
Seat	20	90	18																								
Upholstery		Shipping																									
COM Ydg	13 ½	Ctn Wt	226																								
COL Sq Ft	311	Cu Ft	71																								
Three Seat High Back with Stand Up Surface 	<b>CTL3304</b> <ul style="list-style-type: none"><li>· armless</li><li>· stand up surface corner; specify square (S) no upcharge or rounded (R) add \$39 list</li><li>· stand up surface</li><li>· 30" individual seat width</li><li>· 7" high headrest</li><li>· 41 ¾" high stand up surface</li><li>· COM based on single fabric</li><li>· multiple fabrics, see pages 204-206 for yardage requirements</li><li>· double cut veneer available; specify and add \$105 list</li></ul>	<table><tr><th>Dimensions</th><th>D</th><th>W</th><th>H</th></tr><tr><td>Overall</td><td>42</td><td>90</td><td>44 ½</td></tr><tr><td>Seat</td><td>20</td><td>90</td><td>18</td></tr><tr><th colspan="2">Upholstery</th><th colspan="2">Shipping</th></tr><tr><td>COM Ydg</td><td>13 ½</td><td>Ctn Wt</td><td>277</td></tr><tr><td>COL Sq Ft</td><td>311</td><td>Cu Ft</td><td>83</td></tr></table> GSA Contract SIN #33721	Dimensions	D	W	H	Overall	42	90	44 ½	Seat	20	90	18	Upholstery		Shipping		COM Ydg	13 ½	Ctn Wt	277	COL Sq Ft	311	Cu Ft	83	COM \$6,350 A \$6,597 B \$6,899 COL/C \$7,428 D \$8,107 E \$8,785 F \$9,843 G \$10,972 H \$12,180 I \$14,066 J \$16,329 L1 \$12,709 L2 \$14,291
Dimensions	D	W	H																								
Overall	42	90	44 ½																								
Seat	20	90	18																								
Upholstery		Shipping																									
COM Ydg	13 ½	Ctn Wt	277																								
COL Sq Ft	311	Cu Ft	83																								
Three Seat Privacy Back 	<b>CTL3305</b> <ul style="list-style-type: none"><li>· armless</li><li>· 30" individual seat width</li><li>· 14" high headrest</li><li>· COM based on single fabric</li><li>· multiple fabrics, see pages 204-206 for yardage requirements</li><li>· double cut veneer available; specify and add \$105 list</li></ul>	<table><tr><th>Dimensions</th><th>D</th><th>W</th><th>H</th></tr><tr><td>Overall</td><td>32</td><td>90</td><td>51 ½</td></tr><tr><td>Seat</td><td>20</td><td>90</td><td>18</td></tr><tr><th colspan="2">Upholstery</th><th colspan="2">Shipping</th></tr><tr><td>COM Ydg</td><td>15</td><td>Ctn Wt</td><td>232</td></tr><tr><td>COL Sq Ft</td><td>345</td><td>Cu Ft</td><td>84</td></tr></table> GSA Contract SIN #33721	Dimensions	D	W	H	Overall	32	90	51 ½	Seat	20	90	18	Upholstery		Shipping		COM Ydg	15	Ctn Wt	232	COL Sq Ft	345	Cu Ft	84	COM \$5,370 A \$5,620 B \$5,955 COL/C \$6,543 D \$7,295 E \$8,051 F \$9,224 G \$10,482 H \$11,824 I \$13,919 J \$16,434 L1 \$12,410 L2 \$14,169
Dimensions	D	W	H																								
Overall	32	90	51 ½																								
Seat	20	90	18																								
Upholstery		Shipping																									
COM Ydg	15	Ctn Wt	232																								
COL Sq Ft	345	Cu Ft	84																								
Three Seat Privacy Back with Stand Up Surface 	<b>CTL3306</b> <ul style="list-style-type: none"><li>· armless</li><li>· stand up surface corner; specify square (S) no upcharge or rounded (R) add \$39 list</li><li>· 30" individual seat width</li><li>· 14" high headrest</li><li>· 41 ¾" high stand up surface</li><li>· COM based on single fabric</li><li>· multiple fabrics, see pages 204-206 for yardage requirements</li><li>· double cut veneer available; specify and add \$105 list</li></ul>	<table><tr><th>Dimensions</th><th>D</th><th>W</th><th>H</th></tr><tr><td>Overall</td><td>42</td><td>90</td><td>51 ½</td></tr><tr><td>Seat</td><td>20</td><td>90</td><td>18</td></tr><tr><th colspan="2">Upholstery</th><th colspan="2">Shipping</th></tr><tr><td>COM Ydg</td><td>15</td><td>Ctn Wt</td><td>283</td></tr><tr><td>COL Sq Ft</td><td>345</td><td>Cu Ft</td><td>96</td></tr></table> GSA Contract SIN #33721	Dimensions	D	W	H	Overall	42	90	51 ½	Seat	20	90	18	Upholstery		Shipping		COM Ydg	15	Ctn Wt	283	COL Sq Ft	345	Cu Ft	96	COM \$6,801 A \$7,072 B \$7,407 COL/C \$7,993 D \$8,748 E \$9,503 F \$10,676 G \$11,934 H \$13,276 I \$15,371 J \$17,886 L1 \$13,861 L2 \$15,620
Dimensions	D	W	H																								
Overall	42	90	51 ½																								
Seat	20	90	18																								
Upholstery		Shipping																									
COM Ydg	15	Ctn Wt	283																								
COL Sq Ft	345	Cu Ft	96																								



Description	① Model	Specifications	List Price Per Grade																												
<b>Four Seat Low Back</b> 	<b>CTL4201</b> <ul style="list-style-type: none"> <li>· armless</li> <li>· 20" individual seat width</li> <li>· COM based on single fabric</li> <li>· multiple fabrics, see pages 204–206 for yardage requirements</li> <li>· double cut veneer available; specify and add \$105 list</li> </ul>	<table> <tr> <th>Dimensions</th><th>D</th><th>W</th><th>H</th></tr> <tr> <td>Overall</td><td>32</td><td>80</td><td>30 ½</td></tr> <tr> <td>Seat</td><td>20</td><td>80</td><td>18</td></tr> <tr> <th>Upholstery</th><th colspan="3">Shipping</th></tr> <tr> <td>COM Ydg</td><td>14</td><td>Ctn Wt</td><td>194</td></tr> <tr> <td>COL Sq Ft</td><td>322</td><td>Cu Ft</td><td>41</td></tr> </table>	Dimensions	D	W	H	Overall	32	80	30 ½	Seat	20	80	18	Upholstery	Shipping			COM Ydg	14	Ctn Wt	194	COL Sq Ft	322	Cu Ft	41	<b>COM</b> \$4,885 <b>A</b> \$5,116 <b>B</b> \$5,429 <b>COL/C</b> \$5,976 <b>D</b> \$6,681 <b>E</b> \$7,385 <b>F</b> \$8,480 <b>G</b> \$9,654 <b>H</b> \$10,906 <b>I</b> \$12,862 <b>J</b> \$15,209 <b>L1</b> \$11,453 <b>L2</b> \$13,096				
Dimensions	D	W	H																												
Overall	32	80	30 ½																												
Seat	20	80	18																												
Upholstery	Shipping																														
COM Ydg	14	Ctn Wt	194																												
COL Sq Ft	322	Cu Ft	41																												
	GSA Contract SIN #33721																														
<b>Four Seat Low Back</b> 	<b>CTL4201U2</b> <ul style="list-style-type: none"> <li>· upholstered arms</li> <li>· 5" arm width</li> <li>· 20" individual seat width</li> <li>· COM based on single fabric</li> <li>· multiple fabrics, see pages 204–206 for yardage requirements</li> <li>· double cut veneer available; specify and add \$105 list</li> </ul>	<table> <tr> <th>Dimensions</th><th>D</th><th>W</th><th>H</th></tr> <tr> <td>Overall</td><td>32</td><td>90</td><td>30 ½</td></tr> <tr> <td>Seat</td><td>20</td><td>80</td><td>18</td></tr> <tr> <td>Arm</td><td></td><td>5</td><td>24 ½</td></tr> <tr> <th>Upholstery</th><th colspan="3">Shipping</th></tr> <tr> <td>COM Ydg</td><td>17</td><td>Ctn Wt</td><td>206</td></tr> <tr> <td>COL Sq Ft</td><td>391</td><td>Cu Ft</td><td>46</td></tr> </table>	Dimensions	D	W	H	Overall	32	90	30 ½	Seat	20	80	18	Arm		5	24 ½	Upholstery	Shipping			COM Ydg	17	Ctn Wt	206	COL Sq Ft	391	Cu Ft	46	<b>COM</b> \$5,842 <b>A</b> \$6,118 <b>B</b> \$6,499 <b>COL/C</b> \$7,164 <b>D</b> \$8,019 <b>E</b> \$8,874 <b>F</b> \$10,203 <b>G</b> \$11,630 <b>H</b> \$13,149 <b>I</b> \$15,525 <b>J</b> \$18,374 <b>L1</b> \$13,815 <b>L2</b> \$15,808
Dimensions	D	W	H																												
Overall	32	90	30 ½																												
Seat	20	80	18																												
Arm		5	24 ½																												
Upholstery	Shipping																														
COM Ydg	17	Ctn Wt	206																												
COL Sq Ft	391	Cu Ft	46																												
	GSA Contract SIN #33721																														
<b>Four Seat Low Back</b> 	<b>CTL4201W2</b> <ul style="list-style-type: none"> <li>· wood cap arms</li> <li>· 5" arm width</li> <li>· 20" individual seat width</li> <li>· COM based on single fabric</li> <li>· multiple fabrics, see pages 204–206 for yardage requirements</li> <li>· double cut veneer available; specify and add \$157 list</li> </ul>	<table> <tr> <th>Dimensions</th><th>D</th><th>W</th><th>H</th></tr> <tr> <td>Overall</td><td>32</td><td>90</td><td>30 ½</td></tr> <tr> <td>Seat</td><td>20</td><td>80</td><td>18</td></tr> <tr> <td>Arm</td><td></td><td>5</td><td>25</td></tr> <tr> <th>Upholstery</th><th colspan="3">Shipping</th></tr> <tr> <td>COM Ydg</td><td>17</td><td>Ctn Wt</td><td>216</td></tr> <tr> <td>COL Sq Ft</td><td>391</td><td>Cu Ft</td><td>46</td></tr> </table>	Dimensions	D	W	H	Overall	32	90	30 ½	Seat	20	80	18	Arm		5	25	Upholstery	Shipping			COM Ydg	17	Ctn Wt	216	COL Sq Ft	391	Cu Ft	46	<b>COM</b> \$6,140 <b>A</b> \$6,424 <b>B</b> \$6,804 <b>COL/C</b> \$7,467 <b>D</b> \$8,323 <b>E</b> \$9,179 <b>F</b> \$10,509 <b>G</b> \$11,934 <b>H</b> \$13,455 <b>I</b> \$15,829 <b>J</b> \$18,678 <b>L1</b> \$14,120 <b>L2</b> \$16,112
Dimensions	D	W	H																												
Overall	32	90	30 ½																												
Seat	20	80	18																												
Arm		5	25																												
Upholstery	Shipping																														
COM Ydg	17	Ctn Wt	216																												
COL Sq Ft	391	Cu Ft	46																												
	GSA Contract SIN #33721																														
<b>Corner Seat Low Back</b>  <div> <b>CTC20S1UC</b> center                     </div> <div>  <b>CTC20S1UR</b> right                     </div> <div>  <b>CTC20S1UL</b> left                     </div>	<b>CTC20S1UC</b> <b>CTC20S1UR</b> <b>CTC20S1UL</b> <ul style="list-style-type: none"> <li>· armless</li> <li>· 20" seat width</li> <li>· COM based on single fabric</li> <li>· multiple fabrics, see pages 204–206 for yardage requirements</li> <li>· double cut veneer available; specify and add \$105 list</li> </ul>	<table> <tr> <th>Dimensions</th><th>D</th><th>W</th><th>H</th></tr> <tr> <td>Overall</td><td>32</td><td>32</td><td>30 ½</td></tr> <tr> <td>Seat</td><td>20</td><td>20</td><td>18</td></tr> <tr> <th>Upholstery</th><th colspan="3">Shipping</th></tr> <tr> <td>COM Ydg</td><td>4</td><td>Ctn Wt</td><td>90</td></tr> <tr> <td>COL Sq Ft</td><td>92</td><td>Cu Ft</td><td>17</td></tr> </table>	Dimensions	D	W	H	Overall	32	32	30 ½	Seat	20	20	18	Upholstery	Shipping			COM Ydg	4	Ctn Wt	90	COL Sq Ft	92	Cu Ft	17	<b>COM</b> \$2,613 <b>A</b> \$2,697 <b>B</b> \$2,787 <b>COL/C</b> \$2,943 <b>D</b> \$3,145 <b>E</b> \$3,345 <b>F</b> \$3,659 <b>G</b> \$3,994 <b>H</b> \$4,354 <b>I</b> \$4,910 <b>J</b> \$5,582 <b>L1</b> \$4,509 <b>L2</b> \$4,977				
Dimensions	D	W	H																												
Overall	32	32	30 ½																												
Seat	20	20	18																												
Upholstery	Shipping																														
COM Ydg	4	Ctn Wt	90																												
COL Sq Ft	92	Cu Ft	17																												
	GSA Contract SIN #33721																														





## Description

## Model

## Specifications

## List Price Per Grade

### Corner Seat High Back with Stand Up Surface



**CTC20S4UC**  
center



**CTC20S4UR**  
right



**CTC20S4UL**  
left

### CTC20S4UC CTC20S4UR CTC20S4UL

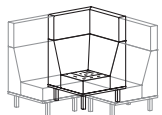
- armless
- stand up surface corner; specify square (S) no upcharge or rounded (R) add \$76 list
- 20" seat width
- 7" high headrest
- 41 3/4" high stand up surface
- COM based on single fabric
- multiple fabrics, see pages 204-206 for yardage requirements
- double cut veneer available; specify and add \$105 list

Dimensions	D	W	H
Overall	42	42	44 1/2
Seat	20	20	18
Upholstery		Shipping	
COM Ydg	6 1/4	Ctn Wt	153
COL Sq Ft	144	Cu Ft	38

GSA Contract SIN #33721

COM	\$4,653
A	\$4,794
B	\$4,934
COL/C	\$5,178
D	\$5,493
E	\$5,807
F	\$6,298
G	\$6,819
H	\$7,378
I	\$8,253
J	\$9,300
L1	\$7,623
L2	\$8,357

### Corner Seat Privacy Back



**CTC20S5UC**  
center



**CTC20S5UR**  
right



**CTC20S5UL**  
left

### CTC20S5UC CTC20S5UR CTC20S5UL

- armless
- 20" seat width
- 14" high headrest
- COM based on single fabric
- multiple fabrics, see pages 204-206 for yardage requirements
- double cut veneer available; specify and add \$105 list

Dimensions	D	W	H
Overall	32	32	51 1/2
Seat	20	20	18
Upholstery		Shipping	
COM Ydg	7	Ctn Wt	125
COL Sq Ft	161	Cu Ft	31

GSA Contract SIN #33721

COM	\$2,882
A	\$3,006
B	\$3,161
COL/C	\$3,436
D	\$3,788
E	\$4,141
F	\$4,688
G	\$5,275
H	\$5,901
I	\$6,879
J	\$8,052
L1	\$6,173
L2	\$6,996

### Corner Seat Privacy Back with Stand Up Surface



**CTC20S6UC**  
center



**CTC20S6UR**  
right



**CTC20S6UL**  
left

### CTC20S6UC CTC20S6UR CTC20S6UL

- armless
- stand up surface corner; specify square (S) no upcharge or rounded (R) add \$76 list
- 20" seat width
- 14" high headrest
- 41 3/4" high stand up surface
- COM based on single fabric
- multiple fabrics, see pages 204-206 for yardage requirements
- double cut veneer available; specify and add \$105 list

Dimensions	D	W	H
Overall	42	42	51 1/2
Seat	20	20	18
Upholstery		Shipping	
COM Ydg	7	Ctn Wt	163
COL Sq Ft	161	Cu Ft	43

GSA Contract SIN #33721

COM	\$4,743
A	\$4,894
B	\$5,051
COL/C	\$5,325
D	\$5,676
E	\$6,028
F	\$6,576
G	\$7,163
H	\$7,790
I	\$8,766
J	\$9,940
L1	\$8,063
L2	\$8,883

### Corner Table Mid Back



**CTC20T2UC**  
center



**CTC20T2UR**  
right



**CTC20T2UL**  
left

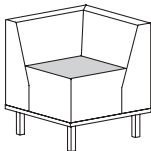
### CTC20T2UC CTC20T2UR CTC20T2UL

- upholstered top
- 23" table width
- table height is same as arm height
- COM based on single fabric
- multiple fabrics, see pages 204-206 for yardage requirements
- double cut veneer available; specify and add \$105 list

Dimensions	D	W	H
Overall	32	32	37 1/2
Table	23	23	24 1/2
Upholstery		Shipping	
COM Ydg	4 3/4	Ctn Wt	115
COL Sq Ft	110	Cu Ft	22

GSA Contract SIN #33721

COM	\$2,739
A	\$2,835
B	\$2,940
COL/C	\$3,126
D	\$3,365
E	\$3,603
F	\$3,976
G	\$4,372
H	\$4,798
I	\$5,463
J	\$6,259
L1	\$4,985
L2	\$5,542

Description	1 Model	Specifications	List Price Per Grade											
<b>Corner Table Mid Back</b> 	<b>CTC20T2W</b> <ul style="list-style-type: none"><li>• wood top</li><li>• diagonal grain</li><li>• 23" table width</li><li>• table height is same as arm height</li><li>• COM based on single fabric</li><li>• multiple fabrics, see pages 204–206 for yardage requirements</li><li>• double cut veneer available; specify and add \$157 list</li></ul>	<b>Dimensions</b> <table><tr><th>D</th><th>W</th><th>H</th></tr><tr><td>Overall</td><td>32</td><td>32</td><td>37 ½</td></tr><tr><td>Table</td><td>23</td><td>23</td><td>25</td></tr></table>	D	W	H	Overall	32	32	37 ½	Table	23	23	25	<b>COM</b> \$2,918
		D	W	H										
		Overall	32	32	37 ½									
		Table	23	23	25									
					<b>A</b> \$3,008									
					<b>B</b> \$3,098									
					<b>COL/C</b> \$3,254									
					<b>D</b> \$3,455									
					<b>E</b> \$3,657									
					<b>F</b> \$3,971									
			<b>G</b> \$4,305											
			<b>H</b> \$4,663											
			<b>I</b> \$5,221											
			<b>J</b> \$5,892											
			<b>L1</b> \$4,819											
			<b>L2</b> \$5,288											
		GSA Contract SIN #33721												

## To Order, Specify:

- Model Number
- Wood Species - Cherry (CH1), Maple (MA1), Walnut (WA1) or Double Cut (DC1)
- Wood Finish
- Laminate Color Selection (Stand Up Surface)
- Surface Corners (Stand Up Surface) - Square (S), no upcharge or Rounded (R), add \$76 list
- Fabric Selection - vendor, pattern and color
  - Seat
  - Back
  - Headrest
- Metal Leg Color - Black Sandtex (BSX), Pewter (PEW), Soft Nickel (SNK) or Stardust Silver (STS)
- Optional Coordinating Wood Grain Laminate Available on Table Tops - no upcharge. Finishes with an asterisk have a coordinating laminate available
- Optional Rubber Cushion Nylon Glides - no upcharge
- Product Options

## 3 Wood Finish Options:

Cherry	Maple	Walnut
BRL Barley	ALM Ale Medium	AUB Auburn
BBM Bourbon Medium	BUT Butterscotch	ESP Espresso
BRM Brighton Medium	CIN Cinnamon	MCH Mocha*
CLA Classic	FLX Flax	NTO Night Owl*
CLL Collectors*	VEN Venetian	SIE Sienna*
EAR Earthy	TOF Toffee	
HRV Harvest*	TRF Truffle*	
LGC Legacy		
PRL Praline*		
SAF Saffron		

### Double Cut

COF Coffee	GRH Graphite
CRM Cremello	KHK Khaki
FOS Fossil	STU Studio Teak

## 4 Laminate Color Selection (Stand Up Surface)

see page 200 for list of laminates

- See a selection of graded in fabric manufacturers and patterns on pages 20-28 Contact Customer Service for additional fabric options.

## Specifications

- Wood species - Cherry, Maple, Walnut or Double Cut.
- Seat has synthetic sheet webbing with cross strap reinforcement, 4 1/4" high density polyurethane foam.
- Back has high density polyurethane foam.
- Plywood construction with locking tenons, glue and screws.
- Linking bracket included.
- Metal legs are 16 gauge steel tube with metal leveling glides.
- 3/4" thick 10" deep laminate stand up surface with coordinating 3mm PVC edge supported by steel columns, 42" surface height.



## Description

## 1 Model

## Specifications

## List Price Per Grade

### Corner Table High Back with Stand Up Surface



**CTC20T4UC**  
center



**CTC20T4UR**  
right



**CTC20T4UL**  
left

### CTC20T4UC

### CTC20T4UR

### CTC20T4UL

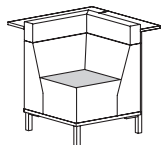
- upholstered top
- stand up surface corner; specify square (S) no upcharge or rounded (R) add \$76 list
- 23" table width
- 41 3/4" high stand up surface
- table height is same as arm height
- COM based on single fabric
- multiple fabrics, see pages 204-206 for yardage requirements
- double cut veneer available; specify and add \$105 list

Dimensions	D	W	H
Overall	42	42	44 1/2
Table	23	23	24 1/4
Upholstery		Shipping	
COM Ydg	6 1/2	Ctn Wt	173
COL Sq Ft	150	Cu Ft	38

GSA Contract SIN #33721

COM	\$4,689
A	\$4,833
B	\$4,978
COL/C	\$5,233
D	\$5,560
E	\$5,886
F	\$6,396
G	\$6,939
H	\$7,522
I	\$8,430
J	\$9,520
L1	\$7,775
L2	\$8,538

### Corner Table High Back with Stand Up Surface



### CTC20T4W

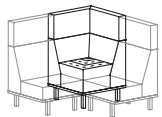
- wood top
- stand up surface corner; specify square (S) no upcharge or rounded (R) add \$76 list
- diagonal grain
- 23" table width
- 41 3/4" high stand up surface
- table height is same as arm height
- COM based on single fabric
- multiple fabrics, see pages 204-206 for yardage requirements
- double cut veneer available; specify and add \$157 list

Dimensions	D	W	H
Overall	42	42	44 1/2
Table	23	23	25
Upholstery		Shipping	
COM Ydg	5 3/4	Ctn Wt	178
COL Sq Ft	133	Cu Ft	38

GSA Contract SIN #33721

COM	\$4,870
A	\$5,008
B	\$5,135
COL/C	\$5,361
D	\$5,651
E	\$5,940
F	\$6,390
G	\$6,871
H	\$7,385
I	\$8,189
J	\$9,152
L1	\$7,610
L2	\$8,285

### Corner Table Privacy Back



**CTC20T5UC**  
center



**CTC20T5UR**  
right



**CTC20T5UL**  
left

### CTC20T5UC

### CTC20T5UR

### CTC20T5UL

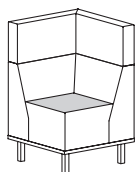
- upholstered top
- 23" table width
- table height is same as arm height
- COM based on single fabric
- multiple fabrics, see pages 204-206 for yardage requirements
- double cut veneer available; specify and add \$105 list

Dimensions	D	W	H
Overall	32	32	51 1/2
Table	23	23	24 1/2
Upholstery		Shipping	
COM Ydg	7 1/4	Ctn Wt	148
COL Sq Ft	167	Cu Ft	31

GSA Contract SIN #33721

COM	\$2,918
A	\$3,045
B	\$3,209
COL/C	\$3,492
D	\$3,856
E	\$4,219
F	\$4,788
G	\$5,396
H	\$6,044
I	\$7,057
J	\$8,271
L1	\$6,328
L2	\$7,177

### Corner Table Privacy Back






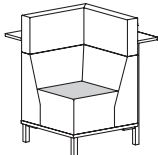
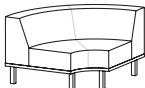
### CTC20T5W

- wood top
- diagonal grain
- 23" table width
- table height is same as arm height
- COM based on single fabric
- multiple fabrics, see pages 204-206 for yardage requirements
- double cut veneer available; specify and add \$157 list

Dimensions	D	W	H
Overall	32	32	51 1/2
Table	23	23	25
Upholstery		Shipping	
COM Ydg	6 1/2	Ctn Wt	153
COL Sq Ft	150	Cu Ft	31

GSA Contract SIN #33721

COM	\$3,099
A	\$3,219
B	\$3,365
COL/C	\$3,619
D	\$3,946
E	\$4,273
F	\$4,782
G	\$5,326
H	\$5,907
I	\$6,816
J	\$7,906
L1	\$6,162
L2	\$6,925

Description	Model	Specifications	List Price Per Grade																						
Corner Table Privacy Back with Stand Up Surface	CTC20T6UC	<table><thead><tr><th>Dimensions</th><th>D</th><th>W</th><th>H</th></tr></thead><tbody><tr><td>Overall</td><td>42</td><td>42</td><td>51 ½</td></tr><tr><td>Table</td><td>23</td><td>23</td><td>24 ½</td></tr></tbody></table> <table><thead><tr><th>Upholstery</th><th>Shipping</th></tr></thead><tbody><tr><td>COM Ydg</td><td>7 ¼</td><td>Ctn Wt</td><td>186</td></tr><tr><td>COL Sq Ft</td><td>167</td><td>Cu Ft</td><td>43</td></tr></tbody></table> <div>GSA Contract SIN #33721</div>	Dimensions	D	W	H	Overall	42	42	51 ½	Table	23	23	24 ½	Upholstery	Shipping	COM Ydg	7 ¼	Ctn Wt	186	COL Sq Ft	167	Cu Ft	43	COM \$4,780
	Dimensions		D	W	H																				
	Overall		42	42	51 ½																				
Table	23	23	24 ½																						
Upholstery	Shipping																								
COM Ydg	7 ¼	Ctn Wt	186																						
COL Sq Ft	167	Cu Ft	43																						
	CTC20T6UR	A \$4,934																							
	CTC20T6UL	B \$5,096																							
			COL/C \$5,378																						
CTC20T6UC center			D \$5,744																						
			E \$6,108																						
CTC20T6UR right			F \$6,676																						
			G \$7,284																						
CTC20T6UL left			H \$7,933																						
			I \$8,944																						
			J \$10,161																						
			L1 \$8,215																						
			L2 \$9,065																						
Corner Table Privacy Back with Stand Up Surface	CTC20T6W	<table><thead><tr><th>Dimensions</th><th>D</th><th>W</th><th>H</th></tr></thead><tbody><tr><td>Overall</td><td>42</td><td>42</td><td>51 ½</td></tr><tr><td>Table</td><td>23</td><td>23</td><td>25</td></tr></tbody></table> <table><thead><tr><th>Upholstery</th><th>Shipping</th></tr></thead><tbody><tr><td>COM Ydg</td><td>6 ½</td><td>Ctn Wt</td><td>191</td></tr><tr><td>COL Sq Ft</td><td>150</td><td>Cu Ft</td><td>43</td></tr></tbody></table> <div>GSA Contract SIN #33721</div>	Dimensions	D	W	H	Overall	42	42	51 ½	Table	23	23	25	Upholstery	Shipping	COM Ydg	6 ½	Ctn Wt	191	COL Sq Ft	150	Cu Ft	43	COM \$4,961
	Dimensions		D	W	H																				
	Overall		42	42	51 ½																				
Table	23	23	25																						
Upholstery	Shipping																								
COM Ydg	6 ½	Ctn Wt	191																						
COL Sq Ft	150	Cu Ft	43																						
		A \$5,106																							
		B \$5,252																							
			COL/C \$5,508																						
			D \$5,832																						
			E \$6,161																						
			F \$6,670																						
			G \$7,216																						
			H \$7,796																						
			I \$8,705																						
			J \$9,792																						
			L1 \$8,050																						
			L2 \$8,811																						
90° Curved Seat Low Back	CTI32121	<table><thead><tr><th>Dimensions</th><th>D</th><th>W</th><th>H</th></tr></thead><tbody><tr><td>Overall</td><td>32</td><td></td><td>30 ½</td></tr><tr><td>Seat</td><td>20</td><td></td><td>18</td></tr></tbody></table> <table><thead><tr><th>Upholstery</th><th>Shipping</th></tr></thead><tbody><tr><td>COM Ydg</td><td>5 ½</td><td>Ctn Wt</td><td>105</td></tr><tr><td>COL Sq Ft</td><td>127</td><td>Cu Ft</td><td>36</td></tr></tbody></table> <div>GSA Contract SIN #33721</div>	Dimensions	D	W	H	Overall	32		30 ½	Seat	20		18	Upholstery	Shipping	COM Ydg	5 ½	Ctn Wt	105	COL Sq Ft	127	Cu Ft	36	COM \$2,329
	Dimensions		D	W	H																				
	Overall		32		30 ½																				
Seat	20		18																						
Upholstery	Shipping																								
COM Ydg	5 ½	Ctn Wt	105																						
COL Sq Ft	127	Cu Ft	36																						
		A \$2,425																							
		B \$2,548																							
			COL/C \$2,764																						
			D \$3,040																						
			E \$3,316																						
			F \$3,748																						
			G \$4,210																						
			H \$4,701																						
			I \$5,469																						
			J \$6,391																						
			L1 \$4,914																						
			L2 \$5,561																						

## To Order, Specify:

- Model Number
- Wood Species - Cherry (CH1), Maple (MA1), Walnut (WA1) or Double Cut (DC1)
- Wood Finish
- Laminate Color Selection (Stand Up Surface)
- Surface Corners (Stand Up Surface) - Square (S), no upcharge or Rounded (R), add \$39 list
- Fabric Selection - vendor, pattern and color
  - Seat
  - Back
  - Headrest
- Metal Leg Color - Black Sandtex (BSX), Pewter (PEW), Soft Nickel (SNK) or Stardust Silver (STS)
- Optional Coordinating Wood Grain Laminate Available on Table Tops - no upcharge. Finishes with an asterisk have a coordinating laminate available
- Optional Rubber Cushion Nylon Glides - no upcharge
- Product Options

## 3 Wood Finish Options:

Cherry	Maple	Walnut
BRL Barley	ALM Ale Medium	AUB Auburn
BBM Bourbon Medium	BUT Butterscotch	ESP Espresso
BRM Brighton Medium	CIN Cinnamon	MCH Mocha*
CLA Classic	FLX Flax	NTO Night Owl*
CLL Collectors*	VEN Venetian	SIE Sienna*
EAR Earthy	TOF Toffee	
HRV Harvest*	TRF Truffle*	
LGC Legacy		
PRL Praline*		
SAF Saffron		

### Double Cut

COF Coffee	GRH Graphite
CRM Cremello	KHK Khaki
FOS Fossil	STU Studio Teak


## 4 Laminate Color Selection (Stand Up Surface)

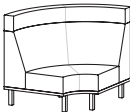
see page 200 for list of laminates

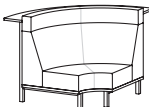
- See a selection of graded in fabric manufacturers and patterns on pages 20-28 Contact Customer Service for additional fabric options.

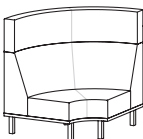
## Specifications

- Wood species - Cherry, Maple, Walnut or Double Cut. Table has 3/4" high density polyurethane foam.
- Seat has synthetic sheet webbing with cross strap reinforcement, 4 1/2" high density foam.
- Back has high density polyurethane foam.
- Plywood construction with locking tenons, glue and screws.
- Linking bracket included.
- Metal legs are 16 gauge steel tube with metal leveling glides.
- 3/4" thick 10" deep laminate stand up surface with coordinating 3mm PVC edge supported by steel columns, 42" surface height.

Description	① Model	Specifications	List Price Per Grade																								
90° Curved Seat Mid Back 	<b>CTI32122</b> <ul style="list-style-type: none"><li>12" inside radius</li><li>44" outside radius</li><li>COM based on single fabric</li><li>multiple fabrics, see pages 204–206 for yardage requirements</li><li>see pages 212–217 for application</li><li>double cut veneer available; specify and add \$105 list</li></ul>	<table><tr><th>Dimensions</th><th>D</th><th>W</th><th>H</th></tr><tr><td>Overall</td><td>32</td><td></td><td>37 ½</td></tr><tr><td>Seat</td><td>20</td><td></td><td>18</td></tr><tr><th colspan="2">Upholstery</th><th colspan="2">Shipping</th></tr><tr><td>COM Ydg</td><td>6 ¼</td><td>Ctn Wt</td><td>110</td></tr><tr><td>COL Sq Ft</td><td>144</td><td>Cu Ft</td><td>46</td></tr></table>	Dimensions	D	W	H	Overall	32		37 ½	Seat	20		18	Upholstery		Shipping		COM Ydg	6 ¼	Ctn Wt	110	COL Sq Ft	144	Cu Ft	46	COM \$2,509
		Dimensions	D	W	H																						
		Overall	32		37 ½																						
		Seat	20		18																						
		Upholstery		Shipping																							
		COM Ydg	6 ¼	Ctn Wt	110																						
		COL Sq Ft	144	Cu Ft	46																						
		A	\$2,617																								
		B	\$2,757																								
		COL/C	\$3,000																								
D	\$3,314																										
E	\$3,631																										
F	\$4,118																										
G	\$4,643																										
H	\$5,202																										
I	\$6,075																										
J	\$7,122																										
L1	\$5,446																										
L2	\$6,180																										

90° Curved Seat High Back 	<b>CTI32123</b> <ul style="list-style-type: none"><li>12" inside radius</li><li>44" outside radius</li><li>7" high headrest</li><li>COM based on single fabric</li><li>multiple fabrics, see pages 204–206 for yardage requirements</li><li>see pages 212–217 for application</li><li>double cut veneer available; specify and add \$105 list</li></ul>	<table><tr><th>Dimensions</th><th>D</th><th>W</th><th>H</th></tr><tr><td>Overall</td><td>32</td><td></td><td>44 ½</td></tr><tr><td>Seat</td><td>20</td><td></td><td>18</td></tr><tr><th colspan="2">Upholstery</th><th colspan="2">Shipping</th></tr><tr><td>COM Ydg</td><td>8</td><td>Ctn Wt</td><td>130</td></tr><tr><td>COL Sq Ft</td><td>184</td><td>Cu Ft</td><td>56</td></tr></table>	Dimensions	D	W	H	Overall	32		44 ½	Seat	20		18	Upholstery		Shipping		COM Ydg	8	Ctn Wt	130	COL Sq Ft	184	Cu Ft	56	COM \$2,688
		Dimensions	D	W	H																						
		Overall	32		44 ½																						
		Seat	20		18																						
		Upholstery		Shipping																							
		COM Ydg	8	Ctn Wt	130																						
		COL Sq Ft	184	Cu Ft	56																						
		A	\$2,819																								
		B	\$2,998																								
		COL/C	\$3,310																								
D	\$3,714																										
E	\$4,116																										
F	\$4,742																										
G	\$5,412																										
H	\$6,129																										
I	\$7,247																										
J	\$8,588																										
L1	\$6,441																										
L2	\$7,379																										

90° Curved Seat High Back with Stand Up Surface 	<b>CTI32124</b> <ul style="list-style-type: none"><li>12" inside radius</li><li>stand up surface corner; specify square (S) no upcharge or rounded (R) add \$39 list</li><li>44" outside radius</li><li>7" high headrest</li><li>41 ¾" high stand up surface</li><li>COM based on single fabric</li><li>multiple fabrics, see pages 204–206 for yardage requirements</li><li>power center not available</li><li>see pages 212–217 for application</li><li>double cut veneer available; specify and add \$105 list</li></ul>	<table><tr><th>Dimensions</th><th>D</th><th>W</th><th>H</th></tr><tr><td>Overall</td><td>42</td><td></td><td>44 ½</td></tr><tr><td>Seat</td><td>20</td><td></td><td>18</td></tr><tr><th colspan="2">Upholstery</th><th colspan="2">Shipping</th></tr><tr><td>COM Ydg</td><td>8</td><td>Ctn Wt</td><td>183</td></tr><tr><td>COL Sq Ft</td><td>184</td><td>Cu Ft</td><td>68</td></tr></table>	Dimensions	D	W	H	Overall	42		44 ½	Seat	20		18	Upholstery		Shipping		COM Ydg	8	Ctn Wt	183	COL Sq Ft	184	Cu Ft	68	COM \$3,748
		Dimensions	D	W	H																						
		Overall	42		44 ½																						
		Seat	20		18																						
		Upholstery		Shipping																							
		COM Ydg	8	Ctn Wt	183																						
		COL Sq Ft	184	Cu Ft	68																						
		A	\$3,896																								
		B	\$4,073																								
		COL/C	\$4,388																								
D	\$4,789																										
E	\$5,192																										
F	\$5,818																										
G	\$6,487																										
H	\$7,201																										
I	\$8,321																										
J	\$9,662																										
L1	\$7,516																										
L2	\$8,453																										

90° Curved Seat Privacy Back 	<b>CTI32125</b> <ul style="list-style-type: none"><li>12" inside radius</li><li>44" outside radius</li><li>14" high headrest</li><li>COM based on single fabric</li><li>multiple fabrics, see pages 204–206 for yardage requirements</li><li>see pages 212–217 for application</li><li>double cut veneer available; specify and add \$105 list</li></ul>	<table><tr><th>Dimensions</th><th>D</th><th>W</th><th>H</th></tr><tr><td>Overall</td><td>32</td><td></td><td>51 ½</td></tr><tr><td>Seat</td><td>20</td><td></td><td>18</td></tr><tr><th colspan="2">Upholstery</th><th colspan="2">Shipping</th></tr><tr><td>COM Ydg</td><td>9</td><td>Ctn Wt</td><td>135</td></tr><tr><td>COL Sq Ft</td><td>207</td><td>Cu Ft</td><td>66</td></tr></table>	Dimensions	D	W	H	Overall	32		51 ½	Seat	20		18	Upholstery		Shipping		COM Ydg	9	Ctn Wt	135	COL Sq Ft	207	Cu Ft	66	COM \$2,870
		Dimensions	D	W	H																						
		Overall	32		51 ½																						
		Seat	20		18																						
		Upholstery		Shipping																							
		COM Ydg	9	Ctn Wt	135																						
		COL Sq Ft	207	Cu Ft	66																						
		A	\$3,013																								
		B	\$3,215																								
		COL/C	\$3,567																								
D	\$4,020																										
E	\$4,473																										
F	\$5,177																										
G	\$5,930																										
H	\$6,736																										
I	\$7,992																										
J	\$9,503																										
L1	\$7,087																										
L2	\$8,142																										

Description	1 Model	Specifications	List Price Per Grade																								
90° Curved Seat Privacy Back with Stand Up Surface	CTI32126 <ul style="list-style-type: none"><li>• 12" inside radius</li><li>• stand up surface corner; specify square (S) no upcharge or rounded (R) add \$39 list</li><li>• 44" outside radius</li><li>• 14" high headrest</li><li>• 41 ¾" high stand up surface</li><li>• COM based on single fabric</li><li>• multiple fabrics, see pages 204–206 for yardage requirements</li><li>• power center not available</li><li>• see pages 212–217 for application</li><li>• double cut veneer available; specify and add \$105 list</li></ul>	<table><thead><tr><th>Dimensions</th><th>D</th><th>W</th><th>H</th></tr></thead><tbody><tr><td>Overall</td><td>42</td><td></td><td>51 ½</td></tr><tr><td>Seat</td><td>20</td><td></td><td>18</td></tr><tr><th>Upholstery</th><th colspan="3">Shipping</th></tr><tr><td>COM Ydg</td><td>9</td><td>Ctn Wt</td><td>188</td></tr><tr><td>COL Sq Ft</td><td>207</td><td>Cu Ft</td><td>78</td></tr></tbody></table>	Dimensions	D	W	H	Overall	42		51 ½	Seat	20		18	Upholstery	Shipping			COM Ydg	9	Ctn Wt	188	COL Sq Ft	207	Cu Ft	78	COM \$3,928 A \$4,089 B \$4,290 COL/C \$4,642 D \$5,094 E \$5,546 F \$6,252 G \$7,005 H \$7,810 I \$9,067 J \$10,577 L1 \$8,163 L2 \$9,219
Dimensions	D	W	H																								
Overall	42		51 ½																								
Seat	20		18																								
Upholstery	Shipping																										
COM Ydg	9	Ctn Wt	188																								
COL Sq Ft	207	Cu Ft	78																								
45° Curved Seat Low Back	CTI32301 <ul style="list-style-type: none"><li>• 30" inside radius</li><li>• 62" outside radius</li><li>• COM based on single fabric</li><li>• multiple fabrics, see pages 204–206 for yardage requirements</li><li>• see pages 212–217 for application</li><li>• double cut veneer available; specify and add \$105 list</li></ul>	<table><thead><tr><th>Dimensions</th><th>D</th><th>W</th><th>H</th></tr></thead><tbody><tr><td>Overall</td><td>32</td><td></td><td>30 ½</td></tr><tr><td>Seat</td><td>20</td><td></td><td>18</td></tr><tr><th>Upholstery</th><th colspan="3">Shipping</th></tr><tr><td>COM Ydg</td><td>4</td><td>Ctn Wt</td><td>95</td></tr><tr><td>COL Sq Ft</td><td>92</td><td>Cu Ft</td><td>27</td></tr></tbody></table>	Dimensions	D	W	H	Overall	32		30 ½	Seat	20		18	Upholstery	Shipping			COM Ydg	4	Ctn Wt	95	COL Sq Ft	92	Cu Ft	27	COM \$2,260 A \$2,339 B \$2,429 COL/C \$2,585 D \$2,786 E \$2,989 F \$3,302 G \$3,637 H \$3,994 I \$4,553 J \$5,222 L1 \$4,150 L2 \$4,620
Dimensions	D	W	H																								
Overall	32		30 ½																								
Seat	20		18																								
Upholstery	Shipping																										
COM Ydg	4	Ctn Wt	95																								
COL Sq Ft	92	Cu Ft	27																								
45° Curved Seat Mid Back	CTI32302 <ul style="list-style-type: none"><li>• 30" inside radius</li><li>• 62" outside radius</li><li>• COM based on single fabric</li><li>• multiple fabrics, see pages 204–206 for yardage requirements</li><li>• see pages 212–217 for application</li><li>• double cut veneer available; specify and add \$105 list</li></ul>	<table><thead><tr><th>Dimensions</th><th>D</th><th>W</th><th>H</th></tr></thead><tbody><tr><td>Overall</td><td>32</td><td></td><td>37 ½</td></tr><tr><td>Seat</td><td>20</td><td></td><td>18</td></tr><tr><th>Upholstery</th><th colspan="3">Shipping</th></tr><tr><td>COM Ydg</td><td>4 ¼</td><td>Ctn Wt</td><td>100</td></tr><tr><td>COL Sq Ft</td><td>98</td><td>Cu Ft</td><td>35</td></tr></tbody></table>	Dimensions	D	W	H	Overall	32		37 ½	Seat	20		18	Upholstery	Shipping			COM Ydg	4 ¼	Ctn Wt	100	COL Sq Ft	98	Cu Ft	35	COM \$2,440 A \$2,527 B \$2,620 COL/C \$2,786 D \$2,999 E \$3,214 F \$3,545 G \$3,903 H \$4,282 I \$4,876 J \$5,589 L1 \$4,450 L2 \$4,946
Dimensions	D	W	H																								
Overall	32		37 ½																								
Seat	20		18																								
Upholstery	Shipping																										
COM Ydg	4 ¼	Ctn Wt	100																								
COL Sq Ft	98	Cu Ft	35																								

## To Order, Specify:

- Model Number
- Wood Species - Cherry (CH1), Maple (MA1), Walnut (WA1) or Double Cut (DC1)
- Wood Finish
- Laminate Color Selection (Stand Up Surface)
- Surface Corners (Stand Up Surface) - Square (S), no upcharge or Rounded (R), add \$39 list
- Fabric Selection - vendor, pattern and color
  - Seat
  - Back
  - Headrest
- Metal Leg Color - Black Sandtex (BSX), Pewter (PEW), Soft Nickel (SNK) or Stardust Silver (STS)
- Optional Rubber Cushion Nylon Glides - no upcharge
- Product Options

## 3 Wood Finish Options:

Cherry	Maple	Walnut
BRL Barley	ALM Ale Medium	AUB Auburn
BBM Bourbon Medium	BUT Butterscotch	ESP Espresso
BRM Brighton Medium	CIN Cinnamon	MCH Mocha*
CLA Classic	FLX Flax	NTN Night Owl*
CLL Collectors*	VEN Venetian	SIE Sienna*
EAR Earthy	TOF Toffee	
HRV Harvest*	TRF Truffle*	
LGC Legacy		
PRL Praline*		
SAF Saffron		

### Double Cut

COF Coffee	GRH Graphite
CRM Cremello	KHK Khaki
FOS Fossil	STU Studio Teak

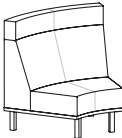
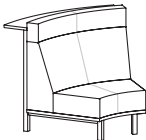
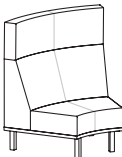
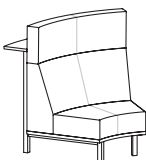
## 4 Laminate Color Selection (Stand Up Surface)

see page 200 for list of laminates




- See a selection of graded in fabric manufacturers and patterns on pages 20-28 Contact Customer Service for additional fabric options.

## Specifications

- Wood species - Cherry, Maple, Walnut or Double Cut. Table has 3/4" high density polyurethane foam.
- Seat has synthetic sheet webbing with cross strap reinforcement, 4 1/4" high density polyurethane foam.
- Back has high density polyurethane foam.
- Plywood construction with locking tenons, glue and screws.
- Linking bracket included.
- Metal legs are 16 gauge steel tube with metal leveling glides.
- 3/4" thick 10" deep laminate stand up surface with coordinating 3mm PVC edge supported by steel columns, 42" surface height.

Description	① Model	Specifications	List Price Per Grade																								
45° Curved Seat High Back 	<b>CTI32303</b> <ul style="list-style-type: none"><li>30" inside radius</li><li>62" outside radius</li><li>7" high headrest</li><li>COM based on single fabric</li><li>multiple fabrics, see pages 204-206 for yardage requirements</li><li>see pages 212-217 for application</li><li>double cut veneer available; specify and add \$105 list</li></ul>	<table><tr><th>Dimensions</th><th>D</th><th>W</th><th>H</th></tr><tr><td>Overall</td><td>32</td><td></td><td>44 ½</td></tr><tr><td>Seat</td><td>20</td><td></td><td>18</td></tr><tr><th colspan="2">Upholstery</th><th colspan="2">Shipping</th></tr><tr><td>COM Ydg</td><td>5 ¾</td><td>Ctn Wt</td><td>112</td></tr><tr><td>COL Sq Ft</td><td>133</td><td>Cu Ft</td><td>42</td></tr></table> <p>GSA Contract SIN #33721</p>	Dimensions	D	W	H	Overall	32		44 ½	Seat	20		18	Upholstery		Shipping		COM Ydg	5 ¾	Ctn Wt	112	COL Sq Ft	133	Cu Ft	42	COM \$2,620 A \$2,725 B \$2,852 COL/C \$3,078 D \$3,368 E \$3,657 F \$4,107 G \$4,588 H \$5,102 I \$5,906 J \$6,870 L1 \$5,327 L2 \$6,002
Dimensions	D	W	H																								
Overall	32		44 ½																								
Seat	20		18																								
Upholstery		Shipping																									
COM Ydg	5 ¾	Ctn Wt	112																								
COL Sq Ft	133	Cu Ft	42																								
45° Curved Seat High Back with Stand Up Surface 	<b>CTI32304</b> <ul style="list-style-type: none"><li>30" inside radius</li><li>stand up surface corner; specify square (S) no upcharge or rounded (R) add \$39 list</li><li>62" outside radius</li><li>7" high headrest</li><li>41 ¾" high stand up surface</li><li>COM based on single fabric</li><li>multiple fabrics, see pages 204-206 for yardage requirements</li><li>see pages 212-217 for application</li><li>double cut veneer available; specify and add \$105 list</li></ul>	<table><tr><th>Dimensions</th><th>D</th><th>W</th><th>H</th></tr><tr><td>Overall</td><td>42</td><td></td><td>44 ½</td></tr><tr><td>Seat</td><td>20</td><td></td><td>18</td></tr><tr><th colspan="2">Upholstery</th><th colspan="2">Shipping</th></tr><tr><td>COM Ydg</td><td>5 ¾</td><td>Ctn Wt</td><td>150</td></tr><tr><td>COL Sq Ft</td><td>133</td><td>Cu Ft</td><td>54</td></tr></table> <p>GSA Contract SIN #33721</p>	Dimensions	D	W	H	Overall	42		44 ½	Seat	20		18	Upholstery		Shipping		COM Ydg	5 ¾	Ctn Wt	150	COL Sq Ft	133	Cu Ft	54	COM \$3,712 A \$3,833 B \$3,961 COL/C \$4,186 D \$4,477 E \$4,765 F \$5,214 G \$5,698 H \$6,211 I \$7,014 J \$7,979 L1 \$6,434 L2 \$7,110
Dimensions	D	W	H																								
Overall	42		44 ½																								
Seat	20		18																								
Upholstery		Shipping																									
COM Ydg	5 ¾	Ctn Wt	150																								
COL Sq Ft	133	Cu Ft	54																								
45° Curved Seat Privacy Back 	<b>CTI32305</b> <ul style="list-style-type: none"><li>30" inside radius</li><li>62" outside radius</li><li>14" high headrest</li><li>COM based on single fabric</li><li>multiple fabrics, see pages 204-206 for yardage requirements</li><li>see pages 212-217 for application</li><li>double cut veneer available; specify and add \$105 list</li></ul>	<table><tr><th>Dimensions</th><th>D</th><th>W</th><th>H</th></tr><tr><td>Overall</td><td>32</td><td></td><td>51 ½</td></tr><tr><td>Seat</td><td>20</td><td></td><td>18</td></tr><tr><th colspan="2">Upholstery</th><th colspan="2">Shipping</th></tr><tr><td>COM Ydg</td><td>6 ¼</td><td>Ctn Wt</td><td>117</td></tr><tr><td>COL Sq Ft</td><td>144</td><td>Cu Ft</td><td>50</td></tr></table> <p>GSA Contract SIN #33721</p>	Dimensions	D	W	H	Overall	32		51 ½	Seat	20		18	Upholstery		Shipping		COM Ydg	6 ¼	Ctn Wt	117	COL Sq Ft	144	Cu Ft	50	COM \$2,801 A \$2,913 B \$3,053 COL/C \$3,298 D \$3,612 E \$3,926 F \$4,416 G \$4,939 H \$5,498 I \$6,371 J \$7,418 L1 \$5,741 L2 \$6,475
Dimensions	D	W	H																								
Overall	32		51 ½																								
Seat	20		18																								
Upholstery		Shipping																									
COM Ydg	6 ¼	Ctn Wt	117																								
COL Sq Ft	144	Cu Ft	50																								
45° Curved Seat Privacy Back with Stand Up Surface 	<b>CTI32306</b> <ul style="list-style-type: none"><li>30" inside radius</li><li>stand up surface corner; specify square (S) no upcharge or rounded (R) add \$39 list</li><li>62" outside radius</li><li>14" high headrest</li><li>41 ¾" high stand up surface</li><li>COM based on single fabric</li><li>multiple fabrics, see pages 204-206 for yardage requirements</li><li>see pages 212-217 for application</li><li>double cut veneer available; specify and add \$105 list</li></ul>	<table><tr><th>Dimensions</th><th>D</th><th>W</th><th>H</th></tr><tr><td>Overall</td><td>42</td><td></td><td>51 ½</td></tr><tr><td>Seat</td><td>20</td><td></td><td>18</td></tr><tr><th colspan="2">Upholstery</th><th colspan="2">Shipping</th></tr><tr><td>COM Ydg</td><td>6 ¼</td><td>Ctn Wt</td><td>155</td></tr><tr><td>COL Sq Ft</td><td>144</td><td>Cu Ft</td><td>62</td></tr></table> <p>GSA Contract SIN #33721</p>	Dimensions	D	W	H	Overall	42		51 ½	Seat	20		18	Upholstery		Shipping		COM Ydg	6 ¼	Ctn Wt	155	COL Sq Ft	144	Cu Ft	62	COM \$3,892 A \$4,022 B \$4,162 COL/C \$4,404 D \$4,719 E \$5,033 F \$5,523 G \$6,047 H \$6,606 I \$7,479 J \$8,527 L1 \$6,851 L2 \$7,583
Dimensions	D	W	H																								
Overall	42		51 ½																								
Seat	20		18																								
Upholstery		Shipping																									
COM Ydg	6 ¼	Ctn Wt	155																								
COL Sq Ft	144	Cu Ft	62																								



Description	1 Model	Specifications	List Price Per Grade																										
45° Curved Seat Low Back 	<b>CTI32451</b> <ul style="list-style-type: none"><li>• 45" inside radius</li><li>• 77" outside radius</li><li>• COM based on single fabric</li><li>• multiple fabrics, see pages 204–206 for yardage requirements</li><li>• see pages 212–217 for application</li><li>• double cut veneer available; specify and add \$105 list</li></ul> <div>GSA Contract SIN #33721</div>	<table><tr><th>Dimensions</th><th>D</th><th>W</th><th>H</th></tr><tr><td>Overall</td><td>32</td><td></td><td>30½</td></tr><tr><td>Seat</td><td>20</td><td></td><td>18</td></tr><tr><th colspan="2">Upholstery</th><th colspan="2">Shipping</th></tr><tr><td>COM Ydg</td><td>5</td><td>Ctn Wt</td><td>110</td></tr><tr><td>COL Sq Ft</td><td>115</td><td>Cu Ft</td><td>34</td></tr></table>	Dimensions	D	W	H	Overall	32		30½	Seat	20		18	Upholstery		Shipping		COM Ydg	5	Ctn Wt	110	COL Sq Ft	115	Cu Ft	34	COM \$2,305 A \$2,396 B \$2,509 COL/C \$2,704 D \$2,956 E \$3,209 F \$3,599 G \$4,019 H \$4,465 I \$5,163 J \$6,002 L1 \$4,660 L2 \$5,247		
		Dimensions	D	W	H																								
		Overall	32		30½																								
		Seat	20		18																								
		Upholstery		Shipping																									
		COM Ydg	5	Ctn Wt	110																								
		COL Sq Ft	115	Cu Ft	34																								
		45° Curved Seat Mid Back 	<b>CTI32452</b> <ul style="list-style-type: none"><li>• 45" inside radius</li><li>• 77" outside radius</li><li>• COM based on single fabric</li><li>• multiple fabrics, see pages 204–206 for yardage requirements</li><li>• see pages 212–217 for application</li><li>• double cut veneer available; specify and add \$105 list</li></ul> <div>GSA Contract SIN #33721</div>	<table><tr><th>Dimensions</th><th>D</th><th>W</th><th>H</th></tr><tr><td>Overall</td><td>32</td><td></td><td>37½</td></tr><tr><td>Seat</td><td>20</td><td></td><td>18</td></tr><tr><th colspan="2">Upholstery</th><th colspan="2">Shipping</th></tr><tr><td>COM Ydg</td><td>5½</td><td>Ctn Wt</td><td>120</td></tr><tr><td>COL Sq Ft</td><td>127</td><td>Cu Ft</td><td>44</td></tr></table>	Dimensions	D	W	H	Overall	32		37½	Seat	20		18	Upholstery		Shipping		COM Ydg	5½	Ctn Wt	120	COL Sq Ft	127	Cu Ft	44	COM \$2,486 A \$2,585 B \$2,708 COL/C \$2,924 D \$3,200 E \$3,477 F \$3,908 G \$4,368 H \$4,860 I \$5,629 J \$6,550 L1 \$5,075 L2 \$5,722
				Dimensions	D	W	H																						
				Overall	32		37½																						
Seat	20				18																								
Upholstery				Shipping																									
COM Ydg	5½			Ctn Wt	120																								
COL Sq Ft	127			Cu Ft	44																								
45° Curved Seat High Back 	<b>CTI32453</b> <ul style="list-style-type: none"><li>• 45" inside radius</li><li>• 77" outside radius</li><li>• 7" high headrest</li><li>• COM based on single fabric</li><li>• multiple fabrics, see pages 204–206 for yardage requirements</li><li>• see pages 212–217 for application</li><li>• double cut veneer available; specify and add \$105 list</li></ul> <div>GSA Contract SIN #33721</div>			<table><tr><th>Dimensions</th><th>D</th><th>W</th><th>H</th></tr><tr><td>Overall</td><td>32</td><td></td><td>44½</td></tr><tr><td>Seat</td><td>20</td><td></td><td>18</td></tr><tr><th colspan="2">Upholstery</th><th colspan="2">Shipping</th></tr><tr><td>COM Ydg</td><td>7¼</td><td>Ctn Wt</td><td>135</td></tr><tr><td>COL Sq Ft</td><td>167</td><td>Cu Ft</td><td>54</td></tr></table>	Dimensions	D	W	H	Overall	32		44½	Seat	20		18	Upholstery		Shipping		COM Ydg	7¼	Ctn Wt	135	COL Sq Ft	167	Cu Ft	54	COM \$2,665 A \$2,788 B \$2,951 COL/C \$3,233 D \$3,598 E \$3,962 F \$4,529 G \$5,137 H \$5,786 I \$6,799 J \$8,015 L1 \$6,071 L2 \$6,921
				Dimensions	D	W	H																						
				Overall	32		44½																						
		Seat	20		18																								
		Upholstery		Shipping																									
		COM Ydg	7¼	Ctn Wt	135																								
		COL Sq Ft	167	Cu Ft	54																								

## To Order, Specify:

- Model Number
- Wood Species - Cherry (CH1), Maple (MA1), Walnut (WA1) or Double Cut (DC1)
- Wood Finish
- Laminate Color Selection (Stand Up Surface)
- Surface Corners (Stand Up Surface) - Square (S), no upcharge or Rounded (R), add \$39 list
- Fabric Selection - vendor, pattern and color
  - Seat
  - Back
  - Headrest
- Metal Leg Color - Black Sandtex (BSX), Pewter (PEW), Soft Nickel (SNK) or Stardust Silver (STS)
- Optional Power Center - Flush Mount (EC22) - Black (B) or White (W); \$580 list each, see page 201 for location availability
- Optional Rubber Cushion Nylon Glides - no upcharge
- Product Options

## 3 Wood Finish Options:

Cherry	Maple	Walnut
BRL Barley	ALM Ale Medium	AUB Auburn
BBM Bourbon Medium	BUT Butterscotch	ESP Espresso
BRM Brighton Medium	CIN Cinnamon	MCH Mocha*
CLA Classic	FLX Flax	NTO Night Owl*
CLL Collectors*	VEN Venetian	SIE Sienna*
EAR Earthy	TOF Toffee	
HRV Harvest*	TRF Truffle*	
LGC Legacy		
PRL Praline*		
SAF Saffron		

\*finishes with coordinating laminate top option

Double Cut	
COF Coffee	GRH Graphite
CRM Cremello	KHK Khaki
FOS Fossil	STU Studio Teak

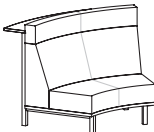

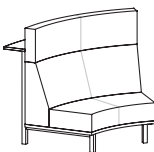

## 4 Laminate Color Selection (Stand Up Surface)



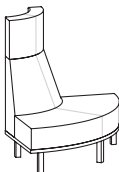
see page 200 for list of laminates

- See a selection of graded in fabric manufacturers and patterns on pages 20-28 Contact Customer Service for additional fabric options.

## Specifications

- Wood species - Cherry, Maple, Walnut or Double Cut.
- Seat has synthetic sheet webbing with cross strap reinforcement, 4 1/4" high density polyurethane foam.
- Back has high density polyurethane foam.
- Plywood construction with locking tenons, glue and screws.
- Linking bracket included.
- Metal legs are 16 gauge steel tube with metal leveling glides.
- 3/4" thick 10" deep laminate stand up surface with coordinating 3mm PVC edge supported by steel columns, 42" surface height.

Description	① Model	Specifications	List Price Per Grade																								
45° Curved Seat High Back with Stand Up Surface 	CTI32454 <ul style="list-style-type: none"><li>stand up surface corner; specify square (S) no upcharge or rounded (R) add \$39 list</li><li>77" outside radius</li><li>7" high headrest</li><li>41 ¾" high stand up surface</li><li>COM based on single fabric</li><li>multiple fabrics, see pages 204-206 for yardage requirements</li><li>see pages 212-217 for application</li><li>double cut veneer available; specify and add \$105 list</li></ul>	<table><tr><th>Dimensions</th><th>D</th><th>W</th><th>H</th></tr><tr><td>Overall</td><td>42</td><td></td><td>44 ½</td></tr><tr><td>Seat</td><td>20</td><td></td><td>18</td></tr><tr><th>Upholstery</th><th colspan="3">Shipping</th></tr><tr><td>COM Ydg</td><td>7 ¼</td><td>Ctn Wt</td><td>173</td></tr><tr><td>COL Sq Ft</td><td>167</td><td>Cu Ft</td><td>66</td></tr></table>	Dimensions	D	W	H	Overall	42		44 ½	Seat	20		18	Upholstery	Shipping			COM Ydg	7 ¼	Ctn Wt	173	COL Sq Ft	167	Cu Ft	66	COM \$4,290
		Dimensions	D	W	H																						
		Overall	42		44 ½																						
		Seat	20		18																						
		Upholstery	Shipping																								
		COM Ydg	7 ¼	Ctn Wt	173																						
		COL Sq Ft	167	Cu Ft	66																						
		A \$4,436																									
		B \$4,598																									
		COL/C \$4,882																									
D \$5,247																											
E \$5,611																											
F \$6,179																											
G \$6,786																											
H \$7,434																											
I \$8,447																											
J \$9,662																											
L1 \$7,718																											
L2 \$8,568																											
45° Curved Seat Privacy Back 	CTI32455 <ul style="list-style-type: none"><li>45" inside radius</li><li>77" outside radius</li><li>14" high headrest</li><li>COM based on single fabric</li><li>multiple fabrics, see pages 204-206 for yardage requirements</li><li>see pages 212-217 for application</li><li>double cut veneer available; specify and add \$105 list</li></ul>	<table><tr><th>Dimensions</th><th>D</th><th>W</th><th>H</th></tr><tr><td>Overall</td><td>32</td><td></td><td>51 ½</td></tr><tr><td>Seat</td><td>20</td><td></td><td>18</td></tr><tr><th>Upholstery</th><th colspan="3">Shipping</th></tr><tr><td>COM Ydg</td><td>8 ¼</td><td>Ctn Wt</td><td>140</td></tr><tr><td>COL Sq Ft</td><td>190</td><td>Cu Ft</td><td>63</td></tr></table>	Dimensions	D	W	H	Overall	32		51 ½	Seat	20		18	Upholstery	Shipping			COM Ydg	8 ¼	Ctn Wt	140	COL Sq Ft	190	Cu Ft	63	COM \$2,846
		Dimensions	D	W	H																						
		Overall	32		51 ½																						
		Seat	20		18																						
		Upholstery	Shipping																								
		COM Ydg	8 ¼	Ctn Wt	140																						
		COL Sq Ft	190	Cu Ft	63																						
		A \$2,983																									
		B \$3,167																									
		COL/C \$3,488																									
D \$3,905																											
E \$4,320																											
F \$4,965																											
G \$5,656																											
H \$6,394																											
I \$7,546																											
J \$8,930																											
L1 \$6,716																											
L2 \$7,684																											
45° Curved Seat Privacy Back with Stand Up Surface 	CTI32456 <ul style="list-style-type: none"><li>45" inside radius</li><li>stand up surface corner; specify square (S) no upcharge or rounded (R) add \$39 list</li><li>77" outside radius</li><li>14" high headrest</li><li>41 ¾" high stand up surface</li><li>COM based on single fabric</li><li>multiple fabrics, see pages 204-206 for yardage requirements</li><li>see pages 212-217 for application</li><li>double cut veneer available; specify and add \$105 list</li></ul>	<table><tr><th>Dimensions</th><th>D</th><th>W</th><th>H</th></tr><tr><td>Overall</td><td>42</td><td></td><td>51 ½</td></tr><tr><td>Seat</td><td>20</td><td></td><td>18</td></tr><tr><th>Upholstery</th><th colspan="3">Shipping</th></tr><tr><td>COM Ydg</td><td>8 ¼</td><td>Ctn Wt</td><td>178</td></tr><tr><td>COL Sq Ft</td><td>190</td><td>Cu Ft</td><td>75</td></tr></table>	Dimensions	D	W	H	Overall	42		51 ½	Seat	20		18	Upholstery	Shipping			COM Ydg	8 ¼	Ctn Wt	178	COL Sq Ft	190	Cu Ft	75	COM \$4,469
		Dimensions	D	W	H																						
		Overall	42		51 ½																						
		Seat	20		18																						
		Upholstery	Shipping																								
		COM Ydg	8 ¼	Ctn Wt	178																						
		COL Sq Ft	190	Cu Ft	75																						
		A \$4,629																									
		B \$4,815																									
		COL/C \$5,136																									
D \$5,552																											
E \$5,968																											
F \$6,613																											
G \$7,304																											
H \$8,042																											
I \$9,195																											
J \$10,577																											
L1 \$8,365																											
L2 \$9,332																											
90° Curved Seat Low Back 	CTO32121 <ul style="list-style-type: none"><li>12" outside radius</li><li>44" inside radius</li><li>COM based on single fabric</li><li>multiple fabrics, see pages 204-206 for yardage requirements</li><li>see pages 212-217 for application</li><li>double cut veneer available; specify and add \$105 list</li></ul>	<table><tr><th>Dimensions</th><th>D</th><th>W</th><th>H</th></tr><tr><td>Overall</td><td>32</td><td></td><td>30 ½</td></tr><tr><td>Seat</td><td>20</td><td></td><td>18</td></tr><tr><th>Upholstery</th><th colspan="3">Shipping</th></tr><tr><td>COM Ydg</td><td>3 ¾</td><td>Ctn Wt</td><td>98</td></tr><tr><td>COL Sq Ft</td><td>87</td><td>Cu Ft</td><td>36</td></tr></table>	Dimensions	D	W	H	Overall	32		30 ½	Seat	20		18	Upholstery	Shipping			COM Ydg	3 ¾	Ctn Wt	98	COL Sq Ft	87	Cu Ft	36	COM \$2,238
		Dimensions	D	W	H																						
		Overall	32		30 ½																						
		Seat	20		18																						
		Upholstery	Shipping																								
		COM Ydg	3 ¾	Ctn Wt	98																						
		COL Sq Ft	87	Cu Ft	36																						
		A \$2,313																									
		B \$2,396																									
		COL/C \$2,543																									
D \$2,732																											
E \$2,923																											
F \$3,215																											
G \$3,530																											
H \$3,865																											
I \$4,389																											
J \$5,017																											
L1 \$4,011																											
L2 \$4,451																											

Description	1 Model	Specifications	List Price Per Grade																										
90° Curved Seat Mid Back 	<b>CT032122</b> <ul style="list-style-type: none"><li>• 12" outside radius</li><li>• 44" inside radius</li><li>• COM based on single fabric</li><li>• multiple fabrics, see pages 204–206 for yardage requirements</li><li>• see pages 212–217 for application</li><li>• double cut veneer available; specify and add \$105 list</li></ul> <div>GSA Contract SIN #33721</div>	<table><tr><th>Dimensions</th><th>D</th><th>W</th><th>H</th></tr><tr><td>Overall</td><td>32</td><td></td><td>37 ½</td></tr><tr><td>Seat</td><td>20</td><td></td><td>18</td></tr><tr><th colspan="2">Upholstery</th><th colspan="2">Shipping</th></tr><tr><td>COM Ydg</td><td>4 ¼</td><td>Ctn Wt</td><td>103</td></tr><tr><td>COL Sq Ft</td><td>98</td><td>Cu Ft</td><td>46</td></tr></table>	Dimensions	D	W	H	Overall	32		37 ½	Seat	20		18	Upholstery		Shipping		COM Ydg	4 ¼	Ctn Wt	103	COL Sq Ft	98	Cu Ft	46	COM \$2,418 A \$2,502 B \$2,596 COL/C \$2,763 D \$2,977 E \$3,190 F \$3,524 G \$3,880 H \$4,260 I \$4,853 J \$5,565 L1 \$4,426 L2 \$4,925		
		Dimensions	D	W	H																								
		Overall	32		37 ½																								
		Seat	20		18																								
		Upholstery		Shipping																									
		COM Ydg	4 ¼	Ctn Wt	103																								
		COL Sq Ft	98	Cu Ft	46																								
		90° Curved Seat High Back 	<b>CT032123</b> <ul style="list-style-type: none"><li>• 12" outside radius</li><li>• 44" inside radius</li><li>• 7" high headrest</li><li>• COM based on single fabric</li><li>• multiple fabrics, see pages 204–206 for yardage requirements</li><li>• see pages 212–217 for application</li><li>• double cut veneer available; specify and add \$105 list</li></ul> <div>GSA Contract SIN #33721</div>	<table><tr><th>Dimensions</th><th>D</th><th>W</th><th>H</th></tr><tr><td>Overall</td><td>32</td><td></td><td>44 ½</td></tr><tr><td>Seat</td><td>20</td><td></td><td>18</td></tr><tr><th colspan="2">Upholstery</th><th colspan="2">Shipping</th></tr><tr><td>COM Ydg</td><td>5</td><td>Ctn Wt</td><td>110</td></tr><tr><td>COL Sq Ft</td><td>115</td><td>Cu Ft</td><td>56</td></tr></table>	Dimensions	D	W	H	Overall	32		44 ½	Seat	20		18	Upholstery		Shipping		COM Ydg	5	Ctn Wt	110	COL Sq Ft	115	Cu Ft	56	COM \$2,598 A \$2,694 B \$2,806 COL/C \$3,000 D \$3,252 E \$3,503 F \$3,896 G \$4,313 H \$4,762 I \$5,460 J \$6,299 L1 \$4,956 L2 \$5,543
				Dimensions	D	W	H																						
				Overall	32		44 ½																						
Seat	20				18																								
Upholstery				Shipping																									
COM Ydg	5			Ctn Wt	110																								
COL Sq Ft	115			Cu Ft	56																								
90° Curved Seat Privacy Back 	<b>CT032125</b> <ul style="list-style-type: none"><li>• 12" outside radius</li><li>• 44" inside radius</li><li>• 14" high headrest</li><li>• COM based on single fabric</li><li>• multiple fabrics, see pages 204–206 for yardage requirements</li><li>• see pages 212–217 for application</li><li>• double cut veneer available; specify and add \$105 list</li></ul> <div>GSA Contract SIN #33721</div>			<table><tr><th>Dimensions</th><th>D</th><th>W</th><th>H</th></tr><tr><td>Overall</td><td>32</td><td></td><td>51 ½</td></tr><tr><td>Seat</td><td>20</td><td></td><td>18</td></tr><tr><th colspan="2">Upholstery</th><th colspan="2">Shipping</th></tr><tr><td>COM Ydg</td><td>5 ¼</td><td>Ctn Wt</td><td>115</td></tr><tr><td>COL Sq Ft</td><td>121</td><td>Cu Ft</td><td>66</td></tr></table>	Dimensions	D	W	H	Overall	32		51 ½	Seat	20		18	Upholstery		Shipping		COM Ydg	5 ¼	Ctn Wt	115	COL Sq Ft	121	Cu Ft	66	COM \$2,778 A \$2,878 B \$2,996 COL/C \$3,201 D \$3,466 E \$3,730 F \$4,141 G \$4,581 H \$5,051 I \$5,784 J \$6,663 L1 \$5,254 L2 \$5,872
				Dimensions	D	W	H																						
				Overall	32		51 ½																						
		Seat	20		18																								
		Upholstery		Shipping																									
		COM Ydg	5 ¼	Ctn Wt	115																								
		COL Sq Ft	121	Cu Ft	66																								

## To Order, Specify:

- Model Number
- Wood Species - Cherry (CH1), Maple (MA1), Walnut (WA1) or Double Cut (DC1)
- Wood Finish
- Laminate Color Selection (Stand Up Surface)
- Surface Corners (Stand Up Surface) - Square (S), no upcharge or Rounded (R), add \$39 list
- Fabric Selection - vendor, pattern and color
  - Seat
  - Back
  - Headrest
- Metal Leg Color - Black Sandtex (BSX), Pewter (PEW), Soft Nickel (SNK) or Stardust Silver (STS)
- Optional Power Center - Flush Mount (EC22) - Black (B) or White (W); \$580 list each, see page 201 for location availability
- Optional Rubber Cushion Nylon Glides - no upcharge
- Product Options

## 3 Wood Finish Options:

Cherry	Maple	Walnut
BRL Barley	ALM Ale Medium	AUB Auburn
BBM Bourbon Medium	BUT Butterscotch	ESP Espresso
BRM Brighton Medium	CIN Cinnamon	MCH Mocha*
CLA Classic	FLX Flax	NTO Night Owl*
CLL Collectors*	VEN Venetian	SIE Sienna*
EAR Earthy	TOF Toffee	
HRV Harvest*	TRF Truffle*	
LGC Legacy		
PRL Praline*	*finishes with coordinating laminate top option	
SAF Saffron		
Double Cut		
COF Coffee	GRH Graphite	
CRM Cremello	KHK Khaki	
FOS Fossil	STU Studio Teak	

## 4 Laminate Color Selection (Stand Up Surface)





see page 200 for list of laminates

- See a selection of graded in fabric manufacturers and patterns on pages 20-28 Contact Customer Service for additional fabric options.

## Specifications

- Wood species - Cherry, Maple, Walnut or Double Cut.
- Seat has synthetic sheet webbing with cross strap reinforcement, 4 1/4" high density polyurethane foam.
- Back has high density polyurethane foam.
- Plywood construction with locking tenons, glue and screws.
- Linking bracket included.
- Metal legs are 16 gauge steel tube with metal leveling glides.
- 3/4" thick 10" deep laminate stand up surface with coordinating 3mm PVC edge supported by steel columns, 42" surface height.



Description	① Model	Specifications	List Price Per Grade																										
45° Curved Seat Low Back 	<b>CT032301</b> <ul style="list-style-type: none"><li>• 30" outside radius</li><li>• 62" inside radius</li><li>• COM based on single fabric</li><li>• multiple fabrics, see pages 204–206 for yardage requirements</li><li>• see pages 212–217 for application</li><li>• double cut veneer available; specify and add \$105 list</li></ul> <div>GSA Contract SIN #33721</div>	<table><tr><th>Dimensions</th><th>D</th><th>W</th><th>H</th></tr><tr><td>Overall</td><td>32</td><td></td><td>30 ½</td></tr><tr><td>Seat</td><td>20</td><td></td><td>18</td></tr><tr><th>Upholstery</th><th colspan="3">Shipping</th></tr><tr><td>COM Ydg</td><td>3</td><td>Ctn Wt</td><td>90</td></tr><tr><td>COL Sq Ft</td><td>69</td><td>Cu Ft</td><td>27</td></tr></table>	Dimensions	D	W	H	Overall	32		30 ½	Seat	20		18	Upholstery	Shipping			COM Ydg	3	Ctn Wt	90	COL Sq Ft	69	Cu Ft	27	COM \$2,215 A \$2,280 B \$2,349 COL/C \$2,467 D \$2,617 E \$2,769 F \$3,002 G \$3,254 H \$3,522 I \$3,941 J \$4,445 L1 \$3,640 L2 \$3,992		
		Dimensions	D	W	H																								
		Overall	32		30 ½																								
		Seat	20		18																								
		Upholstery	Shipping																										
		COM Ydg	3	Ctn Wt	90																								
		COL Sq Ft	69	Cu Ft	27																								
		45° Curved Seat Mid Back 	<b>CT032302</b> <ul style="list-style-type: none"><li>• 30" outside radius</li><li>• 62" inside radius</li><li>• COM based on single fabric</li><li>• multiple fabrics, see pages 204–206 for yardage requirements</li><li>• see pages 212–217 for application</li><li>• double cut veneer available; specify and add \$105 list</li></ul> <div>GSA Contract SIN #33721</div>	<table><tr><th>Dimensions</th><th>D</th><th>W</th><th>H</th></tr><tr><td>Overall</td><td>32</td><td></td><td>37 ½</td></tr><tr><td>Seat</td><td>20</td><td></td><td>18</td></tr><tr><th>Upholstery</th><th colspan="3">Shipping</th></tr><tr><td>COM Ydg</td><td>3 ¼</td><td>Ctn Wt</td><td>95</td></tr><tr><td>COL Sq Ft</td><td>75</td><td>Cu Ft</td><td>35</td></tr></table>	Dimensions	D	W	H	Overall	32		37 ½	Seat	20		18	Upholstery	Shipping			COM Ydg	3 ¼	Ctn Wt	95	COL Sq Ft	75	Cu Ft	35	COM \$2,394 A \$2,468 B \$2,540 COL/C \$2,666 D \$2,831 E \$2,994 F \$3,249 G \$3,521 H \$3,812 I \$4,266 J \$4,812 L1 \$3,939 L2 \$4,320
				Dimensions	D	W	H																						
				Overall	32		37 ½																						
Seat	20				18																								
Upholstery	Shipping																												
COM Ydg	3 ¼			Ctn Wt	95																								
COL Sq Ft	75			Cu Ft	35																								
45° Curved Seat High Back 	<b>CT032303</b> <ul style="list-style-type: none"><li>• 30" outside radius</li><li>• 62" inside radius</li><li>• 7" high headrest</li><li>• COM based on single fabric</li><li>• multiple fabrics, see pages 204–206 for yardage requirements</li><li>• see pages 212–217 for application</li><li>• double cut veneer available; specify and add \$105 list</li></ul> <div>GSA Contract SIN #33721</div>			<table><tr><th>Dimensions</th><th>D</th><th>W</th><th>H</th></tr><tr><td>Overall</td><td>32</td><td></td><td>44 ½</td></tr><tr><td>Seat</td><td>20</td><td></td><td>18</td></tr><tr><th>Upholstery</th><th colspan="3">Shipping</th></tr><tr><td>COM Ydg</td><td>4</td><td>Ctn Wt</td><td>102</td></tr><tr><td>COL Sq Ft</td><td>92</td><td>Cu Ft</td><td>42</td></tr></table>	Dimensions	D	W	H	Overall	32		44 ½	Seat	20		18	Upholstery	Shipping			COM Ydg	4	Ctn Wt	102	COL Sq Ft	92	Cu Ft	42	COM \$2,575 A \$2,658 B \$2,749 COL/C \$2,905 D \$3,106 E \$3,307 F \$3,619 G \$3,956 H \$4,313 I \$4,872 J \$5,542 L1 \$4,469 L2 \$4,939
				Dimensions	D	W	H																						
				Overall	32		44 ½																						
		Seat	20		18																								
		Upholstery	Shipping																										
		COM Ydg	4	Ctn Wt	102																								
		COL Sq Ft	92	Cu Ft	42																								
		45° Curved Seat High Back 	<b>CT032304</b> <ul style="list-style-type: none"><li>• 30" outside radius</li><li>• 62" inside radius</li><li>• 7" high headrest</li><li>• 41 ¾" high stand up surface</li><li>• COM based on single fabric</li><li>• multiple fabrics, see pages 204–206 for yardage requirements</li><li>• see pages 212–217 for application</li><li>• double cut veneer available; specify and add \$105 list</li></ul> <div>GSA Contract SIN #33721</div>	<table><tr><th>Dimensions</th><th>D</th><th>W</th><th>H</th></tr><tr><td>Overall</td><td>42</td><td></td><td>44 ½</td></tr><tr><td>Seat</td><td>20</td><td></td><td>18</td></tr><tr><th>Upholstery</th><th colspan="3">Shipping</th></tr><tr><td>COM Ydg</td><td>4</td><td>Ctn Wt</td><td>132</td></tr><tr><td>COL Sq Ft</td><td>92</td><td>Cu Ft</td><td>52</td></tr></table>	Dimensions	D	W	H	Overall	42		44 ½	Seat	20		18	Upholstery	Shipping			COM Ydg	4	Ctn Wt	132	COL Sq Ft	92	Cu Ft	52	COM \$3,563 A \$3,660 B \$3,752 COL/C \$3,907 D \$4,108 E \$4,308 F \$4,622 G \$4,957 H \$5,315 I \$5,875 J \$6,545 L1 \$5,471 L2 \$5,941
				Dimensions	D	W	H																						
				Overall	42		44 ½																						
Seat	20				18																								
Upholstery	Shipping																												
COM Ydg	4			Ctn Wt	132																								
COL Sq Ft	92			Cu Ft	52																								




GSA Contract SIN #33721

GSA Contract SIN #33721

GSA Contract SIN #33721

GSA Contract SIN #33721

Specification information shown at right.

Description	1 Model	Specifications	List Price Per Grade																										
45° Curved Seat Privacy Back 	<b>CT032305</b> <ul style="list-style-type: none"><li>• 30" outside radius</li><li>• 62" inside radius</li><li>• 14" high headrest</li><li>• COM based on single fabric</li><li>• multiple fabrics, see pages 204–206 for yardage requirements</li><li>• see pages 212–217 for application</li><li>• double cut veneer available; specify and add \$105 list</li></ul>	<table><tr><th>Dimensions</th><th>D</th><th>W</th><th>H</th></tr><tr><td>Overall</td><td>32</td><td></td><td>51 ½</td></tr><tr><td>Seat</td><td>20</td><td></td><td>18</td></tr><tr><th>Upholstery</th><th colspan="3">Shipping</th></tr><tr><td>COM Ydg</td><td>4 ¼</td><td>Ctn Wt</td><td>107</td></tr><tr><td>COL Sq Ft</td><td>98</td><td>Cu Ft</td><td>50</td></tr></table>	Dimensions	D	W	H	Overall	32		51 ½	Seat	20		18	Upholstery	Shipping			COM Ydg	4 ¼	Ctn Wt	107	COL Sq Ft	98	Cu Ft	50	COM \$2,755 A \$2,845 B \$2,940 COL/C \$3,106 D \$3,321 E \$3,533 F \$3,866 G \$4,222 H \$4,602 I \$5,196 J \$5,908 L1 \$4,769 L2 \$5,269		
		Dimensions	D	W	H																								
		Overall	32		51 ½																								
		Seat	20		18																								
		Upholstery	Shipping																										
		COM Ydg	4 ¼	Ctn Wt	107																								
		COL Sq Ft	98	Cu Ft	50																								
		GSA Contract SIN #33721																											
		45° Curved Seat Privacy Back with Stand Up Surface 	<b>CT032306</b> <ul style="list-style-type: none"><li>• 30" outside radius</li><li>• stand up surface corner; specify square (S) no upcharge or rounded (R) add \$39 list</li><li>• 62" inside radius</li><li>• 14" high headrest</li><li>• 41 ¾" high stand up surface</li><li>• COM based on single fabric</li><li>• multiple fabrics, see pages 204–206 for yardage requirements</li><li>• see pages 212–217 for application</li><li>• double cut veneer available; specify and add \$105 list</li></ul>	<table><tr><th>Dimensions</th><th>D</th><th>W</th><th>H</th></tr><tr><td>Overall</td><td>42</td><td></td><td>51 ½</td></tr><tr><td>Seat</td><td>20</td><td></td><td>18</td></tr><tr><th>Upholstery</th><th colspan="3">Shipping</th></tr><tr><td>COM Ydg</td><td>4 ¼</td><td>Ctn Wt</td><td>137</td></tr><tr><td>COL Sq Ft</td><td>98</td><td>Cu Ft</td><td>60</td></tr></table>	Dimensions	D	W	H	Overall	42		51 ½	Seat	20		18	Upholstery	Shipping			COM Ydg	4 ¼	Ctn Wt	137	COL Sq Ft	98	Cu Ft	60	COM \$3,742 A \$3,847 B \$3,941 COL/C \$4,107 D \$4,323 E \$4,535 F \$4,868 G \$5,223 H \$5,604 I \$6,197 J \$6,910 L1 \$5,770 L2 \$6,269
				Dimensions	D	W	H																						
				Overall	42		51 ½																						
				Seat	20		18																						
Upholstery	Shipping																												
COM Ydg	4 ¼			Ctn Wt	137																								
COL Sq Ft	98			Cu Ft	60																								
GSA Contract SIN #33721																													
45° Curved Seat Low Back 	<b>CT032451</b> <ul style="list-style-type: none"><li>• 45" outside radius</li><li>• 77" inside radius</li><li>• COM based on single fabric</li><li>• multiple fabrics, see pages 204–206 for yardage requirements</li><li>• see pages 212–217 for application</li><li>• double cut veneer available; specify and add \$105 list</li></ul>			<table><tr><th>Dimensions</th><th>D</th><th>W</th><th>H</th></tr><tr><td>Overall</td><td>32</td><td></td><td>30 ½</td></tr><tr><td>Seat</td><td>20</td><td></td><td>18</td></tr><tr><th>Upholstery</th><th colspan="3">Shipping</th></tr><tr><td>COM Ydg</td><td>4</td><td>Ctn Wt</td><td>101</td></tr><tr><td>COL Sq Ft</td><td>92</td><td>Cu Ft</td><td>34</td></tr></table>	Dimensions	D	W	H	Overall	32		30 ½	Seat	20		18	Upholstery	Shipping			COM Ydg	4	Ctn Wt	101	COL Sq Ft	92	Cu Ft	34	COM \$2,260 A \$2,339 B \$2,429 COL/C \$2,585 D \$2,786 E \$2,989 F \$3,302 G \$3,637 H \$3,994 I \$4,553 J \$5,222 L1 \$4,150 L2 \$4,620
				Dimensions	D	W	H																						
				Overall	32		30 ½																						
				Seat	20		18																						
		Upholstery	Shipping																										
		COM Ydg	4	Ctn Wt	101																								
		COL Sq Ft	92	Cu Ft	34																								
		GSA Contract SIN #33721																											

**To Order, Specify:**

- Model Number
- Wood Species - Cherry (CH1), Maple (MA1), Walnut (WA1) or Double Cut (DC1)
- Wood Finish
- Laminate Color Selection (Stand Up Surface)
- Surface Corners (Stand Up Surface) - Square (S), no upcharge or Rounded (R), add \$39 list
- Fabric Selection - vendor, pattern and color
  - Seat
  - Back
  - Headrest
- Metal Leg Color - Black Sandtex (BSX), Pewter (PEW), Soft Nickel (SNK) or Stardust Silver (STS)
- Optional Power Center - Flush Mount (EC22) - Black (B) or White (W); \$580 list each, see page 201 for location availability
- Optional Rubber Cushion Nylon Glides - no upcharge
- Product Options

**3 Wood Finish Options:**

Cherry	Maple	Walnut
BRL Barley	ALM Ale Medium	AUB Auburn
BBM Bourbon Medium	BUT Butterscotch	ESP Espresso
BRM Brighton Medium	CIN Cinnamon	MCH Mocha*
CLA Classic	FLX Flax	NTO Night Owl*
CLL Collectors*	VEN Venetian	SIE Sienna*
EAR Earthy	TOF Toffee	
HRV Harvest*	TRF Truffle*	
LGC Legacy		
PRL Praline*		
SAF Saffron		

\*finishes with coordinating laminate top option

Double Cut	
COF Coffee	GRH Graphite
CRM Cremello	KHK Khaki
FOS Fossil	STU Studio Teak

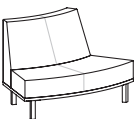

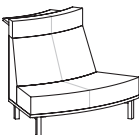
**4 Laminate Color Selection (Stand Up Surface)**


see page 200 for list of laminates

- See a selection of graded in fabric manufacturers and patterns on pages 20-28 Contact Customer Service for additional fabric options.

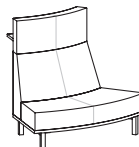
**Specifications**

- Wood species - Cherry, Maple, Walnut or Double Cut.
- Seat has synthetic sheet webbing with cross strap reinforcement, 4 ¼" high density polyurethane foam.
- Back has high density polyurethane foam.
- Plywood construction with locking tenons, glue and screws.
- Linking bracket included.
- Metal legs are 16 gauge steel tube with metal leveling glides.
- ¾" thick 10" deep laminate stand up surface with coordinating 3mm PVC edge supported by steel columns, 42" surface height.

Description	1 Model	Specifications	List Price Per Grade																										
45° Curved Seat Mid Back 	<b>CT032452</b> <ul style="list-style-type: none"><li>· 45" outside radius</li><li>· 77" inside radius</li><li>· COM based on single fabric</li><li>· multiple fabrics, see pages 204–206 for yardage requirements</li><li>· see pages 212–217 for application</li><li>· double cut veneer available; specify and add \$105 list</li></ul> <div>GSA Contract SIN #33721</div>	<table><tr><th>Dimensions</th><th>D</th><th>W</th><th>H</th></tr><tr><td>Overall</td><td>32</td><td></td><td>37 ½</td></tr><tr><td>Seat</td><td>20</td><td></td><td>18</td></tr><tr><th colspan="2">Upholstery</th><th colspan="2">Shipping</th></tr><tr><td>COM Ydg</td><td>4 ½</td><td>Ctn Wt</td><td>106</td></tr><tr><td>COL Sq Ft</td><td>104</td><td>Cu Ft</td><td>44</td></tr></table>	Dimensions	D	W	H	Overall	32		37 ½	Seat	20		18	Upholstery		Shipping		COM Ydg	4 ½	Ctn Wt	106	COL Sq Ft	104	Cu Ft	44	COM \$2,440 A \$2,529 B \$2,628 COL/C \$2,804 D \$3,031 E \$3,257 F \$3,610 G \$3,987 H \$4,390 I \$5,017 J \$5,772 L1 \$4,564 L2 \$5,092		
		Dimensions	D	W	H																								
		Overall	32		37 ½																								
		Seat	20		18																								
		Upholstery		Shipping																									
		COM Ydg	4 ½	Ctn Wt	106																								
		COL Sq Ft	104	Cu Ft	44																								
		45° Curved Seat High Back 	<b>CT032453</b> <ul style="list-style-type: none"><li>· 45" outside radius</li><li>· 77" inside radius</li><li>· 7" high headrest</li><li>· COM based on single fabric</li><li>· multiple fabrics, see pages 204–206 for yardage requirements</li><li>· see pages 212–217 for application</li><li>· double cut veneer available; specify and add \$105 list</li></ul> <div>GSA Contract SIN #33721</div>	<table><tr><th>Dimensions</th><th>D</th><th>W</th><th>H</th></tr><tr><td>Overall</td><td>32</td><td></td><td>44 ½</td></tr><tr><td>Seat</td><td>20</td><td></td><td>18</td></tr><tr><th colspan="2">Upholstery</th><th colspan="2">Shipping</th></tr><tr><td>COM Ydg</td><td>5 ½</td><td>Ctn Wt</td><td>113</td></tr><tr><td>COL Sq Ft</td><td>127</td><td>Cu Ft</td><td>54</td></tr></table>	Dimensions	D	W	H	Overall	32		44 ½	Seat	20		18	Upholstery		Shipping		COM Ydg	5 ½	Ctn Wt	113	COL Sq Ft	127	Cu Ft	54	COM \$2,620 A \$2,723 B \$2,845 COL/C \$3,060 D \$3,337 E \$3,613 F \$4,044 G \$4,505 H \$4,997 I \$5,765 J \$6,687 L1 \$5,212 L2 \$5,856
				Dimensions	D	W	H																						
				Overall	32		44 ½																						
Seat	20				18																								
Upholstery				Shipping																									
COM Ydg	5 ½			Ctn Wt	113																								
COL Sq Ft	127			Cu Ft	54																								
45° Curved Seat High Back with Stand Up Surface 	<b>CT032454</b> <ul style="list-style-type: none"><li>· 45" outside radius</li><li>· stand up surface corner; specify square (S) no upcharge or rounded (R) add \$39 list</li><li>· 77" inside radius</li><li>· 7" high headrest</li><li>· 41 ¾" high stand up surface</li><li>· COM based on single fabric</li><li>· multiple fabrics, see pages 204–206 for yardage requirements</li><li>· see pages 212–217 for application</li><li>· double cut veneer available; specify and add \$105 list</li></ul> <div>GSA Contract SIN #33721</div>			<table><tr><th>Dimensions</th><th>D</th><th>W</th><th>H</th></tr><tr><td>Overall</td><td>42</td><td></td><td>44 ½</td></tr><tr><td>Seat</td><td>20</td><td></td><td>18</td></tr><tr><th colspan="2">Upholstery</th><th colspan="2">Shipping</th></tr><tr><td>COM Ydg</td><td>5 ½</td><td>Ctn Wt</td><td>143</td></tr><tr><td>COL Sq Ft</td><td>127</td><td>Cu Ft</td><td>64</td></tr></table>	Dimensions	D	W	H	Overall	42		44 ½	Seat	20		18	Upholstery		Shipping		COM Ydg	5 ½	Ctn Wt	143	COL Sq Ft	127	Cu Ft	64	COM \$3,631 A \$3,747 B \$3,871 COL/C \$4,085 D \$4,362 E \$4,640 F \$5,068 G \$5,531 H \$6,020 I \$6,790 J \$7,712 L1 \$6,237 L2 \$6,882
				Dimensions	D	W	H																						
				Overall	42		44 ½																						
		Seat	20		18																								
		Upholstery		Shipping																									
		COM Ydg	5 ½	Ctn Wt	143																								
		COL Sq Ft	127	Cu Ft	64																								

Description	1 Model	Specifications			List Price Per Grade	
45° Curved Seat Privacy Back	<div>CT032455</div> <ul style="list-style-type: none"><li>• 45" outside radius</li><li>• 77" inside radius</li><li>• 14" high headrest</li><li>• COM based on single fabric</li><li>• multiple fabrics, see pages 204–206 for yardage requirements</li><li>• see pages 212–217 for application</li><li>• double cut veneer available; specify and add \$105 list</li></ul>	Dimensions	D	W	H	COM \$2,801
		Overall	32		51 ½	A \$2,911
		Seat	20		18	B \$3,044
		Upholstery		Shipping		COL/C \$3,279
		COM Ydg	6	Ctn Wt	118	D \$3,580
		COL Sq Ft	138	Cu Ft	63	E \$3,882
						F \$4,354
					G \$4,856	
					H \$5,392	
					I \$6,230	
					J \$7,236	
					L1 \$5,626	
					L2 \$6,330	
	GSA Contract SIN #33721					

45° Curved Seat Privacy Back with Stand Up Surface



CT032456

- 45" outside radius
- stand up surface corner; specify square (S) no upcharge or rounded (R) add \$39 list
- 77" inside radius
- 14" high headrest
- 41 ¾" high stand up surface
- COM based on single fabric
- multiple fabrics, see pages 204-206 for yardage requirements
- see pages 212-217 for application
- double cut veneer available; specify and add \$105 list

GSA Contract SIN #33721

Dimensions	D	W	H
Overall	42		51 ½
Seat	20		18
Upholstery		Shipping	
COM Ydg	6	Ctn Wt	148
COL Sq Ft	138	Cu Ft	73

COM \$3,811

A \$3,936

B \$4,070

COL/C \$4,304

D \$4,606

E \$4,908

F \$5,376

G \$5,881

H \$6,418

I \$7,255

J \$8,260

L1 \$6,651

L2 \$7,355

## To Order, Specify:

- Model Number
- Wood Species - Cherry (CH1), Maple (MA1), Walnut (WA1) or Double Cut (DC1)
- Wood Finish
- Laminate Color Selection (Stand Up Surface)
- Surface Corners (Stand Up Surface) - Square (S), no upcharge or Rounded (R), add \$39 list
- Fabric Selection - vendor, pattern and color
  - Seat
  - Back
  - Headrest
- Metal Leg Color - Black Sandtex (BSX), Pewter (PEW), Soft Nickel (SNK) or Stardust Silver (STS)
- Optional Power Center - Flush Mount (EC22) - Black (B) or White (W); \$580 list each, see page 201 for location availability
- Optional Rubber Cushion Nylon Glides - no upcharge
- Product Options

## 3 Wood Finish Options:

Cherry	Maple	Walnut
BRL Barley	ALM Ale Medium	AUB Auburn
BBM Bourbon Medium	BUT Butterscotch	ESP Espresso
BRM Brighton Medium	CIN Cinnamon	MCH Mocha*
CLA Classic	FLX Flax	NTO Night Owl*
CLL Collectors*	VEN Venetian	SIE Sienna*
EAR Earthy	TOF Toffee	
HRV Harvest*	TRF Truffle*	
LGC Legacy	*finishes with coordinating laminate top option	
PRL Praline*		
SAF Saffron		

### Double Cut

COF Coffee	GRH Graphite
CRM Cremello	KHK Khaki
FOS Fossil	STU Studio Teak

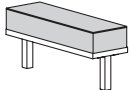
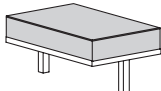
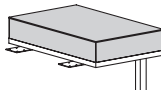
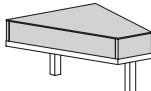
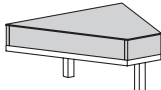
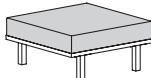
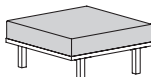
## 4 Laminate Color Selection (Stand Up Surface)

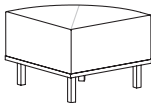
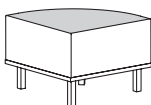
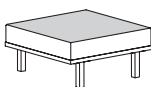
AGA Aged Ash	BGL Brighton Light	PIN Pinnacle Walnut
ALB Alabaster	CLL Collectors	SHD Shadow
ALL Ale Light	DWH Designer White	SLG Slate Grey
BLO Blonde Echo	FLO Florence Walnut	STU Studio Teak
BOL Bourbon Light	GRH Graphite	VIN Vintage
BZW Brazilwood	HGL High Line	WLH Walnut Heights
BBL Bridal Blanco	OAT Oatmeal Cookie	WEA Weathered Ash

- See a selection of graded in fabric manufacturers and patterns on pages 20-28 Contact Customer Service for additional fabric options.

## Specifications

- Wood species - Cherry, Maple, Walnut or Double Cut. Seat has synthetic sheet webbing with cross strap reinforcement, 4 1/4" high density polyurethane foam.
- Back has high density polyurethane foam.
- Plywood construction with locking tenons, glue and screws.
- Linking bracket included.
- Metal legs are 16 gauge steel tube with metal leveling glides.
- 3/4" thick 10" deep laminate stand up surface with coordinating 3mm PVC edge supported by steel columns, 42" surface height.

Description	D	W	H	CTN WT	CU FT	① Model	List Price
<b>10" Linking Table</b>  <ul style="list-style-type: none"> <li>• attaches between lounge or bench units</li> <li>• wood top</li> <li>• wood chassis</li> <li>• double cut veneer available; specify and add \$139 list</li> </ul> <p>GSA Contract SIN #33721</p>	32	10	15	36	2	<b>CTR3210CC</b>	<b>\$870</b>
<b>20" Linking Table</b>  <ul style="list-style-type: none"> <li>• attaches between lounge or bench units</li> <li>• wood top</li> <li>• wood chassis</li> <li>• double cut veneer available; specify and add \$139 list</li> </ul> <p>GSA Contract SIN #33721</p>	32	20	15	53	4	<b>CTR3220CC</b>	<b>\$992</b>
<b>20" End Table</b>  <ul style="list-style-type: none"> <li>• attaches to end of lounge or bench unit</li> <li>• wood top</li> <li>• wood chassis</li> <li>• double cut veneer available; specify and add \$139 list</li> </ul> <p>GSA Contract SIN #33721</p>	32	20	15	58	10	<b>CTR3220CE</b>	<b>\$1,046</b>
<b>10" - 30° Linking Table</b>  <ul style="list-style-type: none"> <li>• attaches between lounge or bench units to form a 30° connection</li> <li>• wood top</li> <li>• wood chassis</li> <li>• double cut veneer available; specify and add \$139 list</li> </ul> <p>GSA Contract SIN #33721</p>	32	10-26½	15	49	5	<b>CTW30C</b>	<b>\$945</b>
<b>10" - 45° Linking Table</b>  <ul style="list-style-type: none"> <li>• attaches between lounge or bench units to form a 45° connection</li> <li>• wood top</li> <li>• wood chassis</li> <li>• double cut veneer available; specify and add \$139 list</li> </ul> <p>GSA Contract SIN #33721</p>	32	10-34½	15	56	7	<b>CTW45C</b>	<b>\$966</b>
<b>Wood Table</b>  <ul style="list-style-type: none"> <li>• 32" square</li> <li>• wood top</li> <li>• wood chassis</li> <li>• straight grain</li> <li>• double cut veneer available; specify and add \$139 list</li> </ul> <p>GSA Contract SIN #33721</p>	32	32	15	78	9	<b>CTS32WS</b>	<b>\$1,102</b>
<b>Wood Table</b>  <ul style="list-style-type: none"> <li>• 32" square</li> <li>• wood top</li> <li>• wood chassis</li> <li>• angled grain</li> <li>• double cut veneer available; specify and add \$139 list</li> </ul> <p>GSA Contract SIN #33721</p>	32	32	15	78	9	<b>CTS32WA</b>	<b>\$1,102</b>

Description	① Model	Specifications	List Price Per Grade		
<div>Upholstered Quarter Round Table</div> <div></div>	<div>CTW90U</div> <div><ul style="list-style-type: none"><li>• upholstered top</li><li>• upholstered chassis</li><li>• table height is same as arm height</li><li>• double cut veneer available; specify and add \$105 list</li></ul></div> <div>GSA Contract SIN #33721</div>	<div>Dimensions</div> <div>D</div> <div>W</div> <div>H</div>	COM \$1,275		
		Overall	32	32	24 ½
		Upholstery	Shipping		
		COM Ydg	2 ½	Ctn Wt	69
		COL Sq Ft	58	Cu Ft	16
					A \$1,323
					B \$1,380
					COL/C \$1,477
					D \$1,601
					E \$1,728
			F \$1,924		
			G \$2,134		
			H \$2,358		
			I \$2,706		
			J \$3,126		
			L1 \$2,455		
			L2 \$2,749		
<div>Upholstered Quarter Round Table</div> <div></div>	<div>CTW90W</div> <div><ul style="list-style-type: none"><li>• wood top</li><li>• diagonal grain</li><li>• upholstered chassis</li><li>• table height is same as arm height</li><li>• double cut veneer available; specify and add \$163 list</li></ul></div> <div>GSA Contract SIN #33721</div>	<div>Dimensions</div> <div>D</div> <div>W</div> <div>H</div>	COM \$1,314		
		Overall	32	32	24 ½
		Upholstery	Shipping		
		COM Ydg	1 ½	Ctn Wt	78
		COL Sq Ft	35	Cu Ft	16
					A \$1,352
					B \$1,385
					COL/C \$1,443
					D \$1,518
					E \$1,594
			F \$1,711		
			G \$1,838		
			H \$1,970		
			I \$2,181		
			J \$2,431		
			L1 \$2,029		
			L2 \$2,206		
<div>Upholstered Table</div> <div></div>	<div>CTS32U</div> <div><ul style="list-style-type: none"><li>• 32" square</li><li>• wood top</li><li>• upholstered chassis</li><li>• freestanding application</li><li>• double cut veneer available; specify and add \$163 list</li></ul></div> <div>GSA Contract SIN #33721</div>	<div>Dimensions</div> <div>D</div> <div>W</div> <div>H</div>	COM \$1,235		
		Overall	32	32	15
		Upholstery	Shipping		
		COM Ydg	1	Ctn Wt	78
		COL Sq Ft	23	Cu Ft	9
					A \$1,265
					B \$1,287
					COL/C \$1,326
					D \$1,378
					E \$1,426
			F \$1,505		
			G \$1,590		
			H \$1,678		
			I \$1,818		
			J \$1,987		
			L1 \$1,717		
			L2 \$1,836		

**To Order, Specify:**

- Model Number
- Wood Species - Cherry (CH1), Maple (MA1), Walnut (WA1) or Double Cut (DC1)
- Wood Finish
- Fabric Selection - vendor, pattern and color
- Metal Leg Color - Black Sandtex (BSX), Pewter (PEW), Soft Nickel (SNK) or Stardust Silver (STS)
- Optional Power Center - Flush Mount (EC22) - Black (B) or White (W); \$580 list each for linking or end tables
- Optional Drink Holder(s) (DH) - add \$195 list for linking or end tables
- Optional Coordinating Wood Grain Laminate Available on Table Tops - no upcharge. Finishes with an asterisk have a coordinating laminate available
- Optional Rubber Cushion Nylon Glides - no upcharge
- Product Options

**3 Wood Finish Options:**

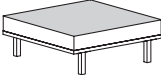
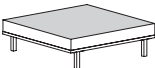
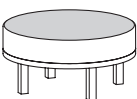
Cherry	Maple	Walnut
BRL Barley	ALM Ale Medium	AUB Auburn
BBM Bourbon Medium	BUT Butterscotch	ESP Espresso
BRM Brighton Medium	CIN Cinnamon	MCH Mocha*
CLA Classic	FLX Flax	NTO Night Owl*
CLL Collectors*	VEN Venetian	SIE Sienna*
EAR Earthy	TOF Toffee	
HRV Harvest*	TRF Truffle*	
LGC Legacy		
PRL Praline*		
SAF Saffron		

Double Cut	
COF Coffee	GRH Graphite
CRM Cremello	KHK Khaki
FOS Fossil	STU Studio Teak


- See a selection of graded in fabric manufacturers and patterns on pages 20-28 Contact Customer Service for additional fabric options.

**Specifications**


- Wood species - Cherry, Maple, Walnut or Double Cut. Table has 3/4" high density polyurethane foam.
- Plywood construction with locking tenons, glue and screws.
- Linking bracket included.
- Metal legs are 16 gauge steel tube with metal leveling glides.

Description		① Model	Specifications				List Price Per Grade		
Upholstered Table		<b>CTS40U</b> <ul style="list-style-type: none"><li>· 40" square</li><li>· wood top</li><li>· upholstered chassis</li><li>· freestanding application</li><li>· double cut veneer available; specify and add \$163 list</li></ul> <div>GSA Contract SIN #33721</div>	Dimensions		D	W	H	COM	\$1,386
			Overall		40	40	15	A	\$1,418
			Upholstery			Shipping		B	\$1,441
			COM Ydg		1	Ctn Wt	85	COL/C	\$1,479
			COL Sq Ft		23	Cu Ft	14	D	\$1,531
								E	\$1,580
								F	\$1,658
								G	\$1,742
								H	\$1,831
								I	\$1,971
								J	\$2,139
								L1	\$1,871
								L2	\$1,989
Upholstered Table		<b>CTS50U</b> <ul style="list-style-type: none"><li>· 50" square</li><li>· wood top</li><li>· upholstered chassis</li><li>· freestanding application</li><li>· double cut veneer available; specify and add \$163 list</li></ul> <div>GSA Contract SIN #33721</div>	Dimensions		D	W	H	COM	\$1,542
			Overall		50	50	15	A	\$1,577
			Upholstery			Shipping		B	\$1,599
			COM Ydg		1	Ctn Wt	92	COL/C	\$1,638
			COL Sq Ft		23	Cu Ft	21	D	\$1,690
								E	\$1,739
								F	\$1,817
								G	\$1,901
								H	\$1,990
								I	\$2,131
								J	\$2,298
								L1	\$2,029
								L2	\$2,148
Table		<b>CTD30U</b> <ul style="list-style-type: none"><li>· 30" diameter</li><li>· wood top</li><li>· upholstered chassis</li><li>· freestanding application</li><li>· double cut veneer available; specify and add \$163 list</li></ul> <div>GSA Contract SIN #33721</div>	Dimensions		D	W	H	COM	\$2,201
			Overall		30		15	A	\$2,245
			Upholstery			Shipping		B	\$2,269
			COM Ydg		1	Ctn Wt	70	COL/C	\$2,306
			COL Sq Ft		23	Cu Ft	10	D	\$2,358
								E	\$2,409
								F	\$2,486
								G	\$2,569
								H	\$2,659
								I	\$2,800
								J	\$2,967
								L1	\$2,699
								L2	\$2,816



Description	1 Model	Specifications			List Price Per Grade	
<div>Table</div> <div></div>	<div>CTD42U</div> <div><ul style="list-style-type: none"><li>• 42" diameter</li><li>• wood top</li><li>• upholstered chassis</li><li>• freestanding application</li><li>• double cut veneer available; specify and add \$163 list</li></ul></div> <div>GSA Contract SIN #33721</div>	Dimensions	D	W	H	COM \$2,358
		Overall	42		15	A \$2,402
		Upholstery		Shipping		B \$2,426
		COM Ydg	1	Ctn Wt	79	COL/C \$2,466
		COL Sq Ft	23	Cu Ft	18	D \$2,515
				E \$2,566		
				F \$2,644		
				G \$2,728		
				H \$2,818		
				I \$2,959		
				J \$3,126		
				L1 \$2,855		
				L2 \$2,973		

Table



CTD50U

- 50" diameter
- wood top
- upholstered chassis
- freestanding application
- double cut veneer available; specify and add \$163 list

GSA Contract SIN #33721

Dimensions	D	W	H
Overall	50		15
Upholstery	Shipping		
COM Ydg	1	Ctn Wt	90
COL Sq Ft	23	Cu Ft	25

COM \$2,448

A \$2,496

B \$2,517

COL/C \$2,559

D \$2,608

E \$2,657

F \$2,735

G \$2,819

H \$2,910

I \$3,049

J \$3,217

L1 \$2,948

L2 \$3,066

## To Order, Specify:

- 1 Model Number
- 2 Wood Species - Cherry (CH1), Maple (MA1), Walnut (WA1) or Double Cut (DC1)
- 3 Wood Finish
- 4 Fabric Selection - vendor, pattern and color
- 5 Metal Leg Color - Black Sandtex (BSX), Pewter (PEW), Soft Nickel (SNK) or Stardust Silver (STS)
- 6 Optional Coordinating Wood Grain Laminate Available on Table Tops - no upcharge. Finishes with an asterisk have a coordinating laminate available
- 7 Optional Rubber Cushion Nylon Glides - no upcharge
- 8 Product Options

## 3 Wood Finish Options:

Cherry	Maple	Walnut
BRL Barley	ALM Ale Medium	AUB Auburn
BBM Bourbon Medium	BUT Butterscotch	ESP Espresso
BRM Brighton Medium	CIN Cinnamon	MCH Mocha*
CLA Classic	FLX Flax	NTO Night Owl*
CLL Collectors*	VEN Venetian	SIE Sienna*
EAR Earthy	TOF Toffee	
HRV Harvest*	TRF Truffle*	
LGC Legacy		
PRL Praline*		
SAF Saffron		

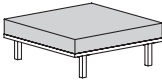
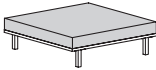

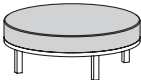
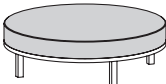
### Double Cut

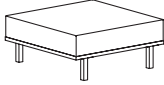
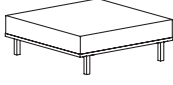

COF Coffee	GRH Graphite
CRM Cremello	KHK Khaki
FOS Fossil	STU Studio Teak

- 4 See a selection of graded in fabric manufacturers and patterns on pages 20-28 Contact Customer Service for additional fabric options.

## Specifications

- Wood species - Cherry, Maple, Walnut or Double Cut. Plywood construction with locking tenons, glue and screws.
- Metal legs are 16 gauge steel tube with metal leveling glides.

Description	D	W	H	CTN WT	CU FT	❶ Model	List Price
Wood Table	40	40	15	85	14	CTS40W	\$1,190
 <ul style="list-style-type: none"><li>• 40" square</li><li>• wood top</li><li>• wood chassis</li><li>• freestanding application</li><li>• double cut veneer available; specify and add \$185 list</li></ul> <p>GSA Contract SIN #33721</p>							
Wood Table	50	50	15	92	21	CTS50W	\$1,357
 <ul style="list-style-type: none"><li>• 50" square</li><li>• wood top</li><li>• wood chassis</li><li>• freestanding application</li><li>• double cut veneer available; specify and add \$185 list</li></ul> <p>GSA Contract SIN #33721</p>							
Table	30		15	81	10	CTD30W	\$2,171
 <ul style="list-style-type: none"><li>• 30" diameter</li><li>• wood top</li><li>• wood chassis</li><li>• freestanding application</li><li>• double cut veneer available; specify and add \$260 list</li></ul> <p>GSA Contract SIN #33721</p>							
Table	42		15	90	18	CTD42W	\$2,481
 <ul style="list-style-type: none"><li>• 42" diameter</li><li>• wood top</li><li>• wood chassis</li><li>• freestanding application</li><li>• double cut veneer available; specify and add \$260 list</li></ul> <p>GSA Contract SIN #33721</p>							
Table	50		15	103	25	CTD50W	\$2,876
 <ul style="list-style-type: none"><li>• 50" diameter</li><li>• wood top</li><li>• wood chassis</li><li>• freestanding application</li><li>• double cut veneer available; specify and add \$260 list</li></ul> <p>GSA Contract SIN #33721</p>							

Description	1 Model	Specifications	List Price Per Grade
<b>Ottoman</b> 	<b>CTS400</b> • 40" square • fully upholstered • freestanding application • double cut veneer available; specify and add \$105 list  GSA Contract SIN #33721	<b>Dimensions</b>	COM \$1,463
		Overall 40 40 18	A \$1,511
		Seat 40 40 18	B \$1,569
		<b>Upholstery</b>	COL/C \$1,666
		<b>Shipping</b>	D \$1,791
		COM Ydg 2 1/2 Ctn Wt 80	E \$1,917
		COL Sq Ft 58 Cu Ft 17	F \$2,112
			G \$2,323
			H \$2,545
			I \$2,896
<b>Ottoman</b> 	<b>CTS500</b> • 50" square • fully upholstered • freestanding application • double cut veneer available; specify and add \$105 list  GSA Contract SIN #33721	<b>Dimensions</b>	COM \$1,532
		Overall 50 50 18	A \$1,583
		Seat 50 50 18	B \$1,638
		<b>Upholstery</b>	COL/C \$1,737
		<b>Shipping</b>	D \$1,863
		COM Ydg 2 1/2 Ctn Wt 87	E \$1,988
		COL Sq Ft 58 Cu Ft 25	F \$2,183
			G \$2,393
			H \$2,617
			I \$2,966
<b>Ottoman</b> 	<b>CTD300</b> • 30" diameter • fully upholstered • freestanding application • double cut veneer available; specify and add \$105 list  GSA Contract SIN #33721	<b>Dimensions</b>	COM \$1,997
		Overall 30 15	A \$2,052
		<b>Upholstery</b>	B \$2,104
		<b>Shipping</b>	COL/C \$2,193
		COM Ydg 2 1/4 Ctn Wt 65	D \$2,304
		COL Sq Ft 52 Cu Ft 10	E \$2,418
			F \$2,593
			G \$2,782
			H \$2,985
			I \$3,298

## To Order, Specify:

- Model Number
- Wood Species - Cherry (CH1), Maple (MA1), Walnut (WA1) or Double Cut (DC1)
- Wood Finish
- Fabric Selection - vendor, pattern and color
- Metal Color - Black Sandtex (BSX), Pewter (PEW), Soft Nickel (SNK) or Stardust Silver (STS)
- Optional Coordinating Wood Grain Laminate Available on Table Tops - no upcharge. Finishes with an asterisk have a coordinating laminate available
- Optional Rubber Cushion Nylon Glides - no upcharge
- Product Options

## 3 Wood Finish Options:

<b>Cherry</b>	<b>Maple</b>	<b>Walnut</b>
BRL Barley	ALM Ale Medium	AUB Auburn
BBM Bourbon Medium	BUT Butterscotch	ESP Espresso
BRM Brighton Medium	CIN Cinnamon	MCH Mocha*
CLA Classic	FLX Flax	NTO Night Owl*
CLL Collectors*	VEN Venetian	SIE Sienna*
EAR Earthy	TOF Toffee	
HRV Harvest*	TRF Truffle*	
LGC Legacy		
PRL Praline*		
SAF Saffron		

### Double Cut


COF Coffee	GRH Graphite
CRM Cremello	KHK Khaki
FOS Fossil	STU Studio Teak

\*finishes with coordinating laminate top option

- See a selection of graded in fabric manufacturers and patterns on pages 20-28 Contact Customer Service for additional fabric options.

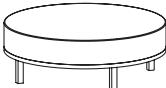
## Specifications

- Wood species - Cherry, Maple, Walnut or Double Cut. Ottomans have 2" high density polyurethane foam.
- Plywood construction with locking tenons, glue and screws.
- Metal legs are 16 gauge steel tube with metal leveling glides.

Description	① Model	Specifications				List Price Per Grade		
<div>Ottoman</div> <div></div>	<div>CTD420</div> <div><ul style="list-style-type: none"><li>· 42" diameter</li><li>· fully upholstered</li><li>· freestanding application</li><li>· double cut veneer available; specify and add \$105 list</li></ul></div> <div>GSA Contract SIN #33721</div>	Dimensions		D	W	H	COM	\$2,086
		Overall		42		15	A	\$2,148
		Upholstery			Shipping		B	\$2,202
		COM Ydg	2 ½	Ctn Wt	74	COL/C	\$2,301	
		COL Sq Ft	58	Cu Ft	18	D	\$2,426	
						E	\$2,552	
						F	\$2,749	
						G	\$2,959	
						H	\$3,182	
						I	\$3,531	
				J	\$3,950			
				L1	\$3,278			
				L2	\$3,572			

GSA Contract SIN #33721

Ottoman



CTD500

- 50" diameter
- fully upholstered
- freestanding application
- double cut veneer available; specify and add \$105 list

GSA Contract SIN #33721

Dimensions	D	W	H
Overall	50		15
Upholstery		Shipping	
COM Ydg	2 ¾	Ctn Wt	84
COL Sq Ft	64	Cu Ft	25

COM \$2,178

A \$2,241

B \$2,303

COL/C \$2,411

D \$2,548

E \$2,686

F \$2,903

G \$3,134

H \$3,379

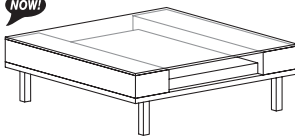
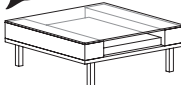
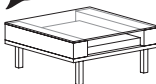
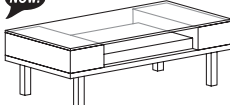
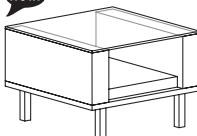
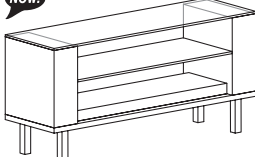
I \$3,762

J \$4,223

L1 \$3,486

L2 \$3,810

GSA Contract SIN #33721

Description	D	W	H	CTN WT	CU FT	① Model	List Price
<b>Magazine Table</b>  <ul style="list-style-type: none"> <li>• glass top</li> <li>• freestanding application</li> <li>• double cut veneer available; specify and add \$185 list</li> <li>• maple and walnut veneer are only species available on JSI Quickship program</li> </ul>	48	48	15	202	30	<b>CT4848-15</b>	\$2,881
GSA Contract SIN #33721							
<b>Magazine Table</b>  <ul style="list-style-type: none"> <li>• glass top</li> <li>• freestanding application</li> <li>• double cut veneer available; specify and add \$185 list</li> <li>• maple and walnut veneer are only species available on JSI Quickship program</li> </ul>	42	42	15	173	21	<b>CT4242-15</b>	\$2,686
GSA Contract SIN #33721							
<b>Magazine Table</b>  <ul style="list-style-type: none"> <li>• glass top</li> <li>• freestanding application</li> <li>• double cut veneer available; specify and add \$185 list</li> <li>• maple and walnut veneer are only species available on JSI Quickship program</li> </ul>	36	36	15	145	16	<b>CT3636-15</b>	\$2,540
GSA Contract SIN #33721							
<b>Magazine Table</b>  <ul style="list-style-type: none"> <li>• glass top</li> <li>• freestanding application</li> <li>• double cut veneer available; specify and add \$185 list</li> <li>• maple and walnut veneer are only species available on JSI Quickship program</li> </ul>	24	48	15	137	15	<b>CT2448-15</b>	\$2,510
GSA Contract SIN #33721							
<b>End Table</b>  <ul style="list-style-type: none"> <li>• glass top</li> <li>• freestanding application</li> <li>• double cut veneer available; specify and add \$185 list</li> <li>• maple and walnut veneer are only species available on JSI Quickship program</li> </ul>	32	32	22	134	18	<b>CT3232-22</b>	\$2,408
GSA Contract SIN #33721							
<b>Sofa Table</b>  <ul style="list-style-type: none"> <li>• glass top and shelf</li> <li>• freestanding application</li> <li>• double cut veneer available; specify and add \$185 list</li> <li>• maple and walnut veneer are only species available on JSI Quickship program</li> </ul>	18	60	28	182	25	<b>CT1860-28</b>	\$3,506
GSA Contract SIN #33721							

## To Order, Specify:

- ① Model Number
- ② Wood Species - Cherry (CH1), Maple (MA1), Walnut (WA1) or Double Cut (DC1)
- ③ Wood Finish
- ④ Fabric Selection - vendor, pattern and color
- ⑤ Metal Color - Black Sandtex (BSX), Pewter (PEW), Soft Nickel (SNK) or Stardust Silver (STS)
- ⑥ Optional Rubber Cushion Nylon Glides - no upcharge
- ⑦ Product Options

When ordering Quickship products, place a "Q" in front of model number.  
Example: QVV3072DD

**Need it.**  
JSI Quickship

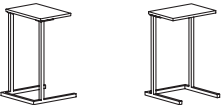
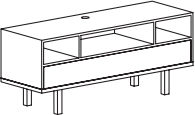
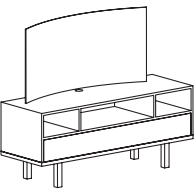
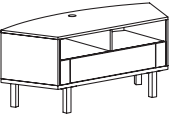
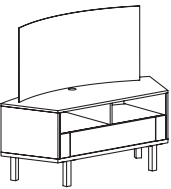
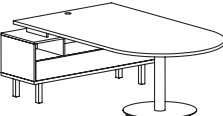
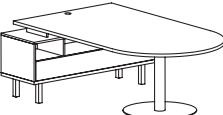
## ③ Wood Finish Options:

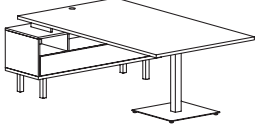
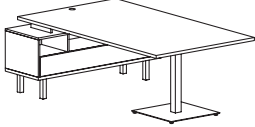
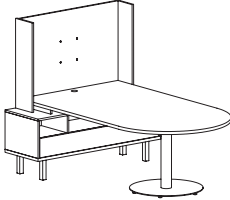
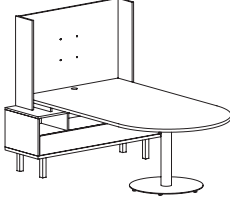
Cherry	Maple	Walnut
BRL Barley	ALM Ale Medium	AUB Auburn
BBM Bourbon Medium	BUT Butterscotch	ESP Espresso
BRM Brighton Medium	CIN Cinnamon	MCH Mocha*
CLA Classic	FLX Flax	NTO Night Owl*
CLL Collectors*	VEN Venetian	SIE Sienna*
EAR Earthy	TOF Toffee	
HRV Harvest*	TRF Truffle*	
LGC Legacy		
PRL Praline*		
SAF Saffron		
	*finishes with coordinating laminate top option	
Double Cut		
COF Coffee	GRH Graphite	
CRM Cremello	KHK Khaki	
FOS Fossil	STU Studio Teak	

- ④ See a selection of graded in fabric manufacturers and patterns on pages 20-28 Contact Customer Service for additional fabric options.

## Specifications

- Wood species - Cherry, Maple, Walnut or Double Cut.
- Ottomans have 2" high density polyurethane foam.
- Plywood construction with locking tenons, glue and screws.
- Metal legs are 16 gauge steel tube with metal leveling glides.

Description	D	W	H	CTN WT	CU FT	① Model	List Price
<b>Pull Up Table</b>  <ul style="list-style-type: none"> <li>• ¾" top thickness</li> <li>• 12" top depth</li> <li>• double cut veneer available; specify and add \$54 list</li> </ul>	17	17	27	15	3	<b>CT1717LTT</b>	\$1,033
<b>Media Cabinet</b>  <ul style="list-style-type: none"> <li>• one surface grommet</li> <li>• lower hinged access panel</li> <li>• double cut veneer available; specify and add \$241 list</li> </ul>	20	60	25	140	22	<b>CT2060M</b>	\$2,011
<b>Media Cabinet</b>  <ul style="list-style-type: none"> <li>• frosted acrylic screen - ¼"d x 50"w x 26"h</li> <li>• one surface grommet</li> <li>• lower hinged access panel</li> <li>• double cut veneer available; specify and add \$241 list</li> </ul>	20	60	25	140	22	<b>CT2060MAS</b>	\$2,344
<b>Media Cabinet</b>  <ul style="list-style-type: none"> <li>• 45 degree radius</li> <li>• 77" outside radius</li> <li>• 24 ⅝" deep at deepest point</li> <li>• 45" front width</li> <li>• one surface grommet</li> <li>• lower hinged access panel</li> <li>• double cut veneer available; specify and add \$241 list</li> </ul>	20	60	25	130	23	<b>CT2060MC</b>	\$1,998
<b>Media Cabinet</b>  <ul style="list-style-type: none"> <li>• frosted acrylic screen - ¼"d x 50"w x 26"h</li> <li>• 45 degree radius</li> <li>• 77" outside radius</li> <li>• 24 ⅝" deep at deepest point</li> <li>• 45" front width</li> <li>• one surface grommet</li> <li>• lower hinged access panel</li> <li>• double cut veneer available; specify and add \$241 list</li> </ul>	20	60	25	130	23	<b>CT2060MCAS</b>	\$2,332
<b>Media Activity Center</b>  <ul style="list-style-type: none"> <li>• bullet shape top</li> <li>• one surface grommet</li> <li>• base has a 4" diameter column with 24" diameter disc</li> <li>• R3 edge on worksurface</li> <li>• top thickness 1 ⅜"</li> <li>• worksurface height 29"</li> <li>• media cabinet included</li> <li>• double cut veneer available; specify and add \$344 list</li> </ul>	84	60	29	335	40	<b>CT6084MACB</b>	\$3,668
<b>Media Activity Center</b>  <ul style="list-style-type: none"> <li>• bullet shape top</li> <li>• one surface grommet</li> <li>• base has a 4" diameter column with 24" diameter disc</li> <li>• R3 edge on worksurface</li> <li>• top thickness 1 ⅜"</li> <li>• worksurface height 29"</li> <li>• media cabinet included</li> <li>• double cut veneer available; specify and add \$344 list</li> </ul>	72	60	29	310	39	<b>CT6072MACB</b>	\$3,532

Description	D	W	H	CTN WT	CU FT	① Model	List Price
<b>Media Activity Center</b>  GSA Contract SIN #33721	84	60	29	344	40	<b>CT6084MACR</b>	<b>\$3,903</b>
<ul style="list-style-type: none"> <li>rectangular shape top</li> <li>one surface grommet</li> <li>base has a 3" x 3" square column with an 18" x 18" square base</li> <li>R3 edge on worksurface</li> <li>top thickness 1 3/16"</li> <li>worksurface height 29"</li> <li>media cabinet included</li> <li>double cut veneer available; specify and add \$344 list</li> </ul>							
<b>Media Activity Center</b>  GSA Contract SIN #33721	72	60	29	319	39	<b>CT6072MACR</b>	<b>\$3,766</b>
<ul style="list-style-type: none"> <li>rectangular shape top</li> <li>one surface grommet</li> <li>base has a 3" x 3" square column with an 18" x 18" square base</li> <li>R3 edge on worksurface</li> <li>top thickness 1 3/16"</li> <li>worksurface height 29"</li> <li>media cabinet included</li> <li>double cut veneer available; specify and add \$344 list</li> </ul>							
<b>Media Activity Center</b>  GSA Contract SIN #33721	84	60	29	350	40	<b>CT6084MACBW</b>	<b>\$4,448</b>
<ul style="list-style-type: none"> <li>bullet shape top</li> <li>one surface grommet</li> <li>base has a 4" diameter column with 24" diameter disc</li> <li>R3 edge on worksurface</li> <li>top thickness 1 3/16"</li> <li>worksurface height 29"</li> <li>back wall panel is 31" high from top of worksurface to top of panel</li> <li>back wall panel is 48" wide, from inside panel to inside panel</li> <li>back wall ships KD</li> <li>media cabinet and TV mount included</li> <li>TV not included</li> <li>double cut veneer available; specify and add \$344 list</li> </ul>							
<b>Media Activity Center</b>  GSA Contract SIN #33721	72	60	29	325	29	<b>CT6072MACBW</b>	<b>\$4,311</b>
<ul style="list-style-type: none"> <li>bullet shape top</li> <li>one surface grommet</li> <li>base has a 4" diameter column with 24" diameter disc</li> <li>R3 edge on worksurface</li> <li>top thickness 1 3/16"</li> <li>worksurface height 29"</li> <li>back wall panel is 31" high from top of worksurface to top of panel</li> <li>back wall panel is 48" wide, from inside panel to inside panel</li> <li>back wall ships KD</li> <li>media cabinet and TV mount included</li> <li>TV not included</li> <li>double cut veneer available; specify and add \$344 list</li> </ul>							

## To Order, Specify:

- ① Model Number
- ② Wood Species - Cherry (CH1), Maple (MA1), Walnut (WA1) or Double Cut (DC1)
- ③ Wood Finish
- ④ Metal Leg Color - Black Sandtex (BSX), Pewter (PEW), Soft Nickel (SNK) or Stardust Silver (STS)
- ⑤ Optional Coordinating Wood Grain Laminate Available on Main Horizontal Surface - no upcharge. Finishes with an asterisk have a coordinating laminate available
- ⑥ Optional Rubber Cushion Nylon Glides - no upcharge
- ⑦ Product Options

## ③ Wood Finish Options:

Cherry		Maple		Walnut	
BRL	Barley	ALM	Ale Medium	AUB	Auburn
BBM	Bourbon Medium	BUT	Butterscotch	ESP	Espresso
BRM	Brighton Medium	CIN	Cinnamon	MCH	Mocha*
CLA	Classic	FLX	Flax	NTO	Night Owl*
CLL	Collectors*	VEN	Venetian	SIE	Sienna*
EAR	Earthy	TOF	Toffee	*finishes with coordinating laminate top option	
HRV	Harvest*	TRF	Truffle*		
LGC	Legacy				
PRL	Praline*				
SAF	Saffron				
<b>Double Cut</b>					
COF	Coffee	GRH	Graphite		
CRM	Cremello	KHK	Khaki		
FOS	Fossil	STU	Studio Teak		

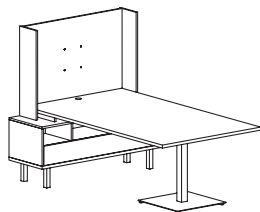
- ④ See a selection of graded in fabric manufacturers and patterns on pages 20-28 Contact Customer Service for additional fabric options.

## Specifications

- Wood species - Cherry, Maple, Walnut or Double Cut. Plywood construction with locking tenons, glue and screws.
- Linking bracket included.
- Metal legs are 16 gauge steel tube with metal leveling glides.



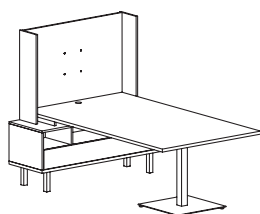
Description	D	W	H	CTN WT	CU FT	① Model	List Price
Media Activity Center	84	60	29	359	40	CT6084MACRW	\$4,547



- rectangular shape top
- one surface grommet
- base has a 3" x 3" square column with an 18" x 18" square base
- R3 edge on worksurface
- top thickness 1 3/16"
- worksurface height 29"
- back wall panel is 31" high from top of worksurface to top of panel
- back wall panel is 48" wide, from inside panel to inside panel
- back wall ships KD
- media cabinet and TV mount included
- double cut veneer available; specify and add \$344 list

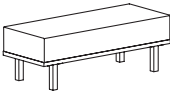
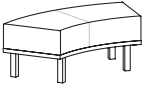
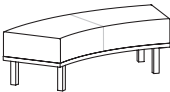
GSA Contract SIN #33721

Media Activity Center	72	60	29	329	39	CT6072MACRW	\$4,547
-----------------------	----	----	----	-----	----	-------------	---------



- rectangular shape top
- one surface grommet
- base has a 3" x 3" square column with an 18" x 18" square base
- R3 edge on worksurface
- top thickness 1 3/16"
- worksurface height 29"
- back wall panel is 31" high from top of worksurface to top of panel
- back wall panel is 48" wide, from inside panel to inside panel
- back wall ships KD
- media cabinet and TV mount included
- double cut veneer available; specify and add \$344 list

GSA Contract SIN #33721

Description		1 Model	Specifications				List Price Per Grade	
<b>Media Bench</b> 	<b>CTR20500</b> <ul style="list-style-type: none"><li>used with media cabinet</li><li>double cut veneer available; specify and add \$105 list</li></ul> GSA Contract SIN #33721	<b>Dimensions</b>	<b>D</b>	<b>W</b>	<b>H</b>	<b>COM</b>	<b>\$1,314</b>	
		Overall	20	50	18	<b>A</b>	<b>\$1,352</b>	
		Seat	20	50		<b>B</b>	<b>\$1,385</b>	
		<b>Upholstery</b>	<b>Shipping</b>				<b>COL/C</b>	<b>\$1,443</b>
		COM Ydg	1 ½	Ctn Wt	52	<b>D</b>	<b>\$1,518</b>	
		COL Sq Ft	35	Cu Ft	11	<b>E</b>	<b>\$1,594</b>	
						<b>F</b>	<b>\$1,711</b>	
						<b>G</b>	<b>\$1,838</b>	
						<b>H</b>	<b>\$1,970</b>	
						<b>I</b>	<b>\$2,181</b>	
						<b>J</b>	<b>\$2,431</b>	
						<b>L1</b>	<b>\$2,029</b>	
						<b>L2</b>	<b>\$2,206</b>	
<b>Curved Media Bench</b> 	<b>CTI20420</b> <ul style="list-style-type: none"><li>45 degree</li><li>42" inside radius</li><li>62" outside radius</li><li>used with media cabinet</li><li>double cut veneer available; specify and add \$105 list</li></ul> GSA Contract SIN #33721	<b>Dimensions</b>	<b>D</b>	<b>W</b>	<b>H</b>	<b>COM</b>	<b>\$1,558</b>	
		Overall	20		18	<b>A</b>	<b>\$1,600</b>	
		Seat	20			<b>B</b>	<b>\$1,640</b>	
		<b>Upholstery</b>	<b>Shipping</b>				<b>COL/C</b>	<b>\$1,709</b>
		COM Ydg	1 ¾	Ctn Wt	51	<b>D</b>	<b>\$1,797</b>	
		COL Sq Ft	41	Cu Ft	12	<b>E</b>	<b>\$1,884</b>	
						<b>F</b>	<b>\$2,021</b>	
						<b>G</b>	<b>\$2,169</b>	
						<b>H</b>	<b>\$2,325</b>	
						<b>I</b>	<b>\$2,569</b>	
						<b>J</b>	<b>\$2,865</b>	
						<b>L1</b>	<b>\$2,393</b>	
						<b>L2</b>	<b>\$2,599</b>	
<b>Curved Media Bench</b> 	<b>CTI20570</b> <ul style="list-style-type: none"><li>45 degree</li><li>57" inside radius</li><li>77" outside radius</li><li>used with media cabinet</li><li>double cut veneer available; specify and add \$105 list</li></ul> GSA Contract SIN #33721	<b>Dimensions</b>	<b>D</b>	<b>W</b>	<b>H</b>	<b>COM</b>	<b>\$1,569</b>	
		Overall	20		18	<b>A</b>	<b>\$1,616</b>	
		Seat	20			<b>B</b>	<b>\$1,659</b>	
		<b>Upholstery</b>	<b>Shipping</b>				<b>COL/C</b>	<b>\$1,738</b>
		COM Ydg	2	Ctn Wt	54	<b>D</b>	<b>\$1,839</b>	
		COL Sq Ft	46	Cu Ft	16	<b>E</b>	<b>\$1,939</b>	
						<b>F</b>	<b>\$2,096</b>	
						<b>G</b>	<b>\$2,265</b>	
						<b>H</b>	<b>\$2,443</b>	
						<b>I</b>	<b>\$2,722</b>	
						<b>J</b>	<b>\$3,057</b>	
						<b>L1</b>	<b>\$2,521</b>	
						<b>L2</b>	<b>\$2,755</b>	

## To Order, Specify:

- 1 Model Number
- 2 Wood Species - Cherry (CH1), Maple (MA1), Walnut (WA1) or Double Cut (DC1)
- 3 Wood Finish
- 4 Fabric Selection - vendor, pattern and color
- 5 Metal Leg Color - Black Sandtex (BSX), Pewter (PEW), Soft Nickel (SNK) or Stardust Silver (STS)
- 6 Optional Coordinating Wood Grain Laminate Available on Worksurface - no upcharge. Finishes with an asterisk have a coordinating laminate available
- 7 Optional Rubber Cushion Nylon Glides - no upcharge
- 8 Product Options

## 3 Wood Finish Options:

<b>Cherry</b>	<b>Maple</b>	<b>Walnut</b>
BRL Barley	ALM Ale Medium	AUB Auburn
BBM Bourbon Medium	BUT Butterscotch	ESP Espresso
BRM Brighton Medium	CIN Cinnamon	MCH Mocha*
CLA Classic	FLX Flax	NTN Night Owl*
CLL Collectors*	VEN Venetian	SIE Sienna*
EAR Earthy	TOF Toffee	
HRV Harvest*	TRF Truffle*	
LGC Legacy		
PRL Praline*		
SAF Saffron		

<b>Double Cut</b>	
COF Coffee	GRH Graphite
CRM Cremello	KHK Khaki
FOS Fossil	STU Studio Teak

- 4 See a selection of graded in fabric manufacturers and patterns on pages 20-28 Contact Customer Service for additional fabric options.

## Specifications

- Wood species - Cherry, Maple, Walnut or Double Cut.
- Seat has synthetic sheet webbing with cross strap reinforcement, 4 ¼" high density polyurethane foam.
- Plywood construction with locking tenons, glue and screws.
- Linking bracket included.
- Metal legs are 16 gauge steel tube with metal leveling glides.

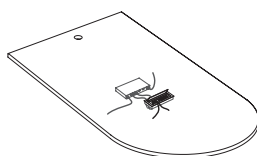
Description	D	W	H	CTN WT	CU FT	① Model	List Price
Power Center Under Mount	6	3 5/8	2 1/2	4	1	EC21	\$517



- mounts under platform or surface
- field installable
- one power receptacle - 110 volt, one dual USB port
- 10' power cord with molded plug
- specify Black (B) or White (W) finish

GSA Contract SIN #33721

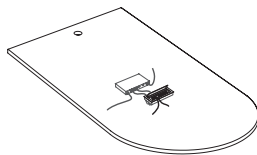
DropShare	5 1/2	8 1/2	3 1/2	5	3	DROP12	\$5,203
-----------	-------	-------	-------	---	---	--------	---------



- used in Media Activity Center
- mounts in pre-determined standard location
- single sided unit with (2) receptacles and (2) Drop Share cords
- cord extends 48" from grommet in worksurface
- 6' power cord for receptacles
- control module mounts under worksurface
- module includes transformer with 6' power cord and (1) HDMI output for connection to monitor
- HDMI cable not included
- silver finish

GSA Contract SIN #33721

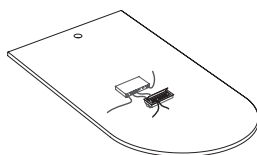
DropShare	5 1/2	11 1/2	3 1/2	5	3	DROP14	\$7,191
-----------	-------	--------	-------	---	---	--------	---------



- used in Media Activity Center
- mounts in pre-determined standard location
- single sided unit with (2) receptacles and (4) Drop Share cords
- cord extends 48" from grommet in worksurface
- 6' power cord for receptacles
- control module mounts under worksurface
- module includes transformer with 6' power cord and (1) HDMI output for connection to monitor
- HDMI cable not included
- silver finish

GSA Contract SIN #33721

DropShare	8 1/2	10 1/2	3 1/2	7	3	DROP24	\$7,721
-----------	-------	--------	-------	---	---	--------	---------



- used in Media Activity Center
- mounts in pre-determined standard location
- dual sided unit with (4) receptacles and (4) Drop Share cords
- cord extends 48" from grommet in worksurface
- 6' power cord for receptacles
- control module mounts under worksurface
- module includes transformer with 6' power cord and (1) HDMI output for connection to monitor
- HDMI cable not included
- silver finish

GSA Contract SIN #33721

Description	D	W	H	CTN WT	CU FT	① Model	List Price
Mini Power and Data Tilt Up	4 ¼	5 ½		6	1	EC10	\$405



- fluid one touch tilt up access
- one power receptacle - 120 volt; 15 amp and one opening for voice/data port
- adapter kit provided to accept jack from most manufacturers
- 72" power cord with molded plug
- drop in field installation required
- UL listed component
- available in Silver finish
- cut out provided in Media Activity Center at specified location

GSA Contract SIN #33721

Mini Power Tilt Up	4 ¼	5 ½		6	1	EC11	\$422
--------------------	-----	-----	--	---	---	------	-------



- fluid one touch tilt up access
- two power receptacles - 120 volt; 15 amp
- 72" power cord with molded plug
- drop in field installation required
- UL listed component
- available in Silver finish
- cut out provided in Media Activity Center at specified location

GSA Contract SIN #33721

Mini Power and USB Tilt Up	4 ¼	5 ½		6	1	EC12	\$526
----------------------------	-----	-----	--	---	---	------	-------



- fluid one touch tilt up access
- one power receptacle - 120 volt; 15 amp dual powered USB
- 72" power cord with molded plug
- drop in field installation required
- UL listed component
- available in Silver finish
- cut out provided in Media Activity Center at specified location

GSA Contract SIN #33721

#### To Order, Specify:

① Model Number

Corbin Lounge Order Check List:



**Specify:**

- ☐ 1. Model Number
- ☐ 2. Wood Species - Maple (M)
- ☐ 3. Wood Finish
- ☐ 4. Fabric Selection - vendor, pattern and color
- ☐ 5. Optional Rubber Cushion Nylon Glides - no upcharge  
WOOD LEG MODELS ONLY

**Example:**

<b>CB7501S</b> (model #)	<b>M</b> (wood species)	<b>AUB</b> (finish)	<b>MOMENTUM</b> (fabric vendor)	<b>VOX</b> (pattern name)	<b>MYSTIC</b> (pattern color)
-----------------------------	----------------------------	------------------------	------------------------------------	------------------------------	----------------------------------

1. Model Number

2. Wood Species - Maple (M)

3. Wood Finish Options:

CAG	Aged Ash Coordinate	CGR	Graphite Coordinate
ALM	Ale Medium	HRV	Harvest
AUB	Auburn	CHL	High Line Coordinate
BRL	Barley	CKC	Khaki Coordinate
CBE	Blonde Echo Coordinate	LGC	Legacy
BBM	Bourbon Medium	MCH	Mocha
CBZ	Brazilwood Coordinate	NTO	Night Owl
BRM	Brighton Medium	COA	Oatmeal Cookie Coordinate
BUT	Butterscotch	CPI	Pinnacle Walnut Coordinate
CIN	Cinnamon	PRL	Praline
CLA	Classic	SAF	Saffron
CCF	Coffee Coordinate	SIE	Sienna
CLL	Collectors	CST	Studio Teak Coordinate
CCR	Cremello Coordinate	TOF	Toffee
EAR	Earthy	TRF	Truffle
ESP	Espresso	VEN	Venetian
FLX	Flax	CVI	Vintage Coordinate
CFL	Florence Walnut Coordinate	CWH	Walnut Heights Coordinate
CFO	Fossil Coordinate	CWE	Weathered Ash Coordinate

4. Fabric Selection - Please supply the following:  
Fabric vendor  
Pattern name  
Pattern color

[For a complete list of JSI Graded-In Fabric click here](#)

When specifying contrasting upholstery, indicate clearly which upholstery is to be applied to the seat, back and arms. Use higher grade pricing.

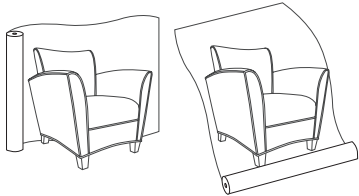
- Indicate direction of fabric - Railroaded or Up the Roll
- Please provide illustration, if available

**All COM orders must include the following:**

- Vendor's name, pattern name and color
- Sample of the fabric attached to order
- Model numbers of items for fabric application
- Special application instructions (e.g., all stripes will be applied front to back unless specified otherwise)
- Customer and purchase order number



Ship prepaid COM material to:  
JSI  
Attn: COM Department  
201 East Martin Street  
Receiving B, Dock 71  
Orleans, IN 47452

Application of fabric:  
Railroaded      Up the Roll




All COM orders will ship at standard lead time from receipt of COM except for orders requiring special custom matched finishes.


5. Optional Rubber Cushion Nylon Glides - no upcharge  
WOOD LEG MODELS ONLY

Description	1 Model	Specifications				List Price Per Grade	
Single Seat	CB7501W	Dimensions	D	W	H	COM	\$2,129
		Overall	32	34	35	A	\$2,208
	wood leg	Seat	22	20	18	B	\$2,367
		Arm			28	COL/C	\$2,643
	GSA Contract SIN #33721	Upholstery	Shipping			D	\$2,998
		COM Ydg	7 ½	Ctn Wt	74	E	\$3,353
		COL Sq Ft	173	Cu Ft	27	F	\$3,727
						G	\$4,260
						H	\$4,828
						I	\$5,716
						J	\$6,781
						L1	\$5,077
						L2	\$5,824

Two Seat

Now!





CB7502W

• wood leg

GSA Contract SIN #33721

CB7502S

• Matte Nickel metal leg

GSA Contract SIN #33721

Dimensions	D	W	H
Overall	32	54	35
Seat	22	40	18
Arm			28
Upholstery	Shipping		
COM Ydg	11	Ctn Wt	93
COL Sq Ft	253	Cu Ft	45

COM	\$2,903
A	\$3,019
B	\$3,252
COL/C	\$3,657
D	\$4,178
E	\$4,699
F	\$5,249
G	\$6,028
H	\$6,862
I	\$8,164
J	\$9,727
L1	\$7,227
L2	\$8,321

### To Order, Specify:

- 1 Model Number
- 2 Wood Species - Maple (M)
- 3 Wood Finish
- 4 Fabric Selection - vendor, pattern and color
- 5 Optional Rubber Cushion Nylon Glides - no upcharge  
WOOD LEG MODELS ONLY

When ordering Quickship products, place a "Q" in front of model number.  
Example: QCB7502W

*Need it.*  
JSI Quickship

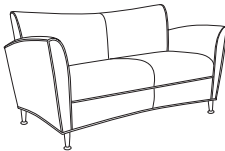




### 3 Wood Finish/Color Options:

Maple			
CAG	Aged Ash Coordinate	CGR	Graphite Coordinate
ALM	Ale Medium	HRV	Harvest
AUB	Auburn	CHL	High Line Coordinate
BRL	Barley	CKC	Khaki Coordinate
CBE	Blonde Echo Coordinate	LGC	Legacy
BBM	Bourbon Medium	MCH	Mocha
CBZ	Brazilwood Coordinate	NTD	Night Owl
BRM	Brighton Medium	COA	Oatmeal Cook Coordinate
BUT	Butterscotch	CPI	Pinnacle Walnut Coordinate
CIN	Cinnamon	PRL	Praline
CLA	Classic	SAF	Saffron
CCF	Coffee Coordinate	SIE	Sienna
CLL	Collectors	CST	Studio Teak Coordinate
CCR	Cremello Coordinate	TOF	Toffee
EAR	Earthy	TRF	Truffle
ESP	Espresso	VEN	Venetian
FLX	Flax	CVI	Vintage Coordinate
CFL	Florence Walnut Coordinate	CWH	Walnut Heights Coordinate
CFO	Fossil Coordinate	CWE	Weathered Ash Coordinate

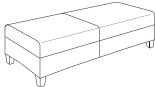
- 4 See a selection of graded in fabric manufacturers and patterns on pages 20-28. Contact Customer Service for additional fabric options.

### Specifications

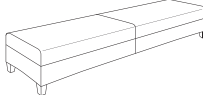
- Wood species - Maple.
- ¾" thick furniture-grade plywood construction.
- Seat has 6" polyurethane foam with Dacron® wrap and synthetic sheet webbing with cross strap reinforcement.
- Back has 4 ½" polyurethane foam with synthetic sheet webbing suspension.
- Wood leg comes standard with rubber cushion metal glides (wood leg models only). Metal leg comes with stainless steel nylon glides.

Description		① Model	Specifications				List Price Per Grade	
Three Seat	<div><div>Now!</div></div>	<b>CB7503W</b> · wood leg					COM	\$3,231
		GSA Contract SIN #33721					A	\$3,371
							B	\$3,645
							COL/C	\$4,122
							D	\$4,737
							E	\$5,353
							F	\$6,002
							G	\$6,926
							H	\$7,910
							I	\$9,448
							J	\$11,294
							L1	\$8,341
							L2	\$9,632
Ottoman	<div><div>Now!</div></div>	<b>CB7504W</b> · wood leg					COM	\$1,057
		GSA Contract SIN #33721					A	\$1,083
							B	\$1,137
							COL/C	\$1,229
							D	\$1,347
							E	\$1,466
							F	\$1,590
							G	\$1,768
							H	\$1,957
							I	\$2,254
							J	\$2,609
							L1	\$1,897
							L2	\$2,111
Single Seat Bench	<div></div>	<b>CB7591W</b> · wood leg					COM	\$1,323
		GSA Contract SIN #33721					A	\$1,346
							B	\$1,388
							COL/C	\$1,462
							D	\$1,558
							E	\$1,651
							F	\$1,751
							G	\$1,893
							H	\$2,044
							I	\$2,281
							J	\$2,565
							L1	\$1,997
							L2	\$2,168
			</					



Description	1 Model	Specifications				List Price Per Grade		
Two Seat Bench	CB7592W	Dimensions		D	W	H	COM	\$1,798
		Overall		25 ½	40 ½	16	A	\$1,828
	GSA Contract SIN #33721	Upholstery		Shipping		B	\$1,887	
		COM Ydg	2 ¾	Ctn Wt	76	COL/C	\$1,989	
		COL Sq Ft	55	Cu Ft	46	D	\$2,117	
						E	\$2,247	
						F	\$2,384	
						G	\$2,580	
						H	\$2,789	
						I	\$3,115	
						J	\$3,504	
						L1	\$2,724	
						L2	\$2,959	
	CB7592S							
	Matte Nickel metal leg							
	GSA Contract SIN #33721							

Three Seat Bench



CB7593W

• wood leg

GSA Contract SIN #33721

CB7593S

• Matte Nickel metal leg

GSA Contract SIN #33721

Dimensions	D	W	H
Overall	25 ½	60 ½	16

Upholstery	Shipping
COM Ydg	4 ¾ Ctn Wt 116
COL Sq Ft	95 Cu Ft 62

COM \$2,189

A \$2,239

B \$2,339

COL/C \$2,514

D \$2,739

E \$2,965

F \$3,201

G \$3,540

H \$3,900

I \$4,462

J \$5,135

L1 \$3,785

L2 \$4,190

**To Order, Specify:**

- Model Number
- Wood Species - Maple (M)
- Wood Finish
- Fabric Selection - vendor, pattern and color
- Optional Rubber Cushion Nylon Glides - no upcharge  
WOOD LEG MODELS ONLY

When ordering Quickship products, place a "Q" in front of model number.  
Example: QCB7502W

**NOW!**  
Need it.  
JSI Quickship

**3 Wood Finish/Color Options:****Maple**

CAG	Aged Ash Coordinate	CGR	Graphite Coordinate
ALM	Ale Medium	HRV	Harvest
AUB	Auburn	CHL	High Line Coordinate
BRL	Barley	CKC	Khaki Coordinate
CBE	Blonde Echo Coordinate	LGC	Legacy
BBM	Bourbon Medium	MCH	Mocha
CBZ	Brazilwood Coordinate	NTD	Night Owl
BRM	Brighton Medium	COA	Oatmeal Cook Coordinate
BUT	Butterscotch	CPI	Pinnacle Walnut Coordinate
CIN	Cinnamon	PRL	Praline
CLA	Classic	SAF	Saffron
CCF	Coffee Coordinate	SIE	Sienna
CLL	Collectors	CST	Studio Teak Coordinate
CCR	Cremello Coordinate	TOF	Toffee
EAR	Earthy	TRF	Truffle
ESP	Espresso	VEN	Venetian
FLX	Flax	CVI	Vintage Coordinate
CFL	Florence Walnut Coordinate	CWH	Walnut Heights Coordinate
CFO	Fossil Coordinate	CWE	Weathered Ash Coordinate

- See a selection of graded in fabric manufacturers and patterns on pages 20-28. Contact Customer Service for additional fabric options.

**Specifications**

- Wood species - Maple.
- ¾" thick furniture-grade plywood construction.
- Seat has 6" polyurethane foam with Dacron® wrap and synthetic sheet webbing with cross strap reinforcement.
- Back has 4 ½" polyurethane foam with synthetic sheet webbing suspension.
- Wood leg comes standard with rubber cushion metal glides (wood leg models only). Metal leg comes with stainless steel nylon glides.

Cym Order Check List:



- Specify:
- ☐ 1. Model Number
  - ☐ 2. Seat and Back Plastic Color
  - ☐ 3. Frame Color - Arctic Silver (ASL) or Black Sandtex (BSX)
  - ☐ 4. Fabric Selection - vendor, pattern and color
  - ☐ 5. Optional Polished Aluminum Base - add \$90 list per chair

Example:

CM4403C	CAM	ASL	MOMENTUM	VOX	MYSTIC
(model #)	(seat & back color)	(frame color)	(fabric vendor)	(pattern name)	(pattern color)

1. Model Number
- 
2. Seat and Back Plastic Color Options  
(seat and back will be same color):
- |     |               |
|-----|---------------|
| CTM | Chatroom      |
| FSM | Fusion        |
| GVM | Greek Villa   |
| TBM | Tricorn Black |

3. Frame Color Selection - Arctic Silver (ASL) or Black Sandtex (BSX)

4. Fabric Selection - Please supply the following:
- Fabric vendor
  - Pattern name
  - Pattern color

[For a complete list of JSI Graded-In Fabric click here](#)

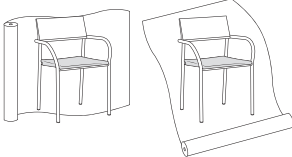
When specifying contrasting upholstery, indicate clearly which upholstery is to be applied to the seat and back. Use higher grade pricing.

- Indicate direction of fabric - Railroaded or Up the Roll
- Please provide illustration, if available




- All COM orders must include the following:**
- Vendor's name, pattern name and color
  - Sample of the fabric attached to order
  - Model numbers of items for fabric application
  - Special application instructions (e.g., all stripes will be applied front to back unless specified otherwise)
  - Customer and purchase order number

Ship prepaid COM material to:  
JSI  
Attn: COM Department  
201 East Martin Street  
Receiving B, Dock 71  
Orleans, IN 47452

Application of fabric:  
Railroaded      Up the Roll



All COM orders will ship at standard lead time from receipt of COM except for orders requiring special custom matched finishes.

Description		① Model	Specifications				List Price Per Grade	
Armless		<b>CM4403A All Plastic</b> <b>CM4403B Uph. Back</b> • metal frame • single chair weight - 17 lbs  GSA Contract SIN #33721	<b>Dimensions</b>	<b>D</b>	<b>W</b>	<b>H</b>	All Plastic	\$508
			Overall	20 ¼	19 ¼	32	COM	\$601
			Seat	17 ½	18	18	A	\$618
			<b>Upholstery</b>	<b>Shipping</b>			B	\$627
			COM Ydg	¾	Ctn Wt	21	COL/C	\$647
			COL Sq Ft	9	Cu Ft	9	D	\$672
							E	\$697
							F	\$738
							G	\$781
							H	\$825
							I	\$893
							J	\$978
							L1	\$788
							L2	\$833
Armless		<b>CM4403C Uph. Seat</b> • metal frame • single chair weight - 17 lbs  GSA Contract SIN ##33721	<b>Dimensions</b>	<b>D</b>	<b>W</b>	<b>H</b>	COM	\$581
			Overall	20 ¼	19 ¼	32	A	\$599
			Seat	17 ½	18	18	B	\$617
			<b>Upholstery</b>	<b>Shipping</b>			COL/C	\$645
			COM Ydg	¾	Ctn Wt	21	D	\$682
			COL Sq Ft	9	Cu Ft	9	E	\$720
							F	\$781
							G	\$842
							H	\$910
							I	\$1,014
							J	\$1,141
							L1	\$856
							L2	\$922
Armless		<b>CM4403D Uph. Seat/Back</b> • metal frame • single chair weight - 17 lbs  GSA Contract SIN ##33721	<b>Dimensions</b>	<b>D</b>	<b>W</b>	<b>H</b>	COM	\$674
			Overall	20 ¼	19 ¼	32	A	\$696
			Seat	17 ½	18	18	B	\$719
			<b>Upholstery</b>	<b>Shipping</b>			COL/C	\$757
			COM Ydg	1	Ctn Wt	21	D	\$809
			COL Sq Ft	9	Cu Ft	9	E	\$859
							F	\$937
							G	\$1,022
							H	\$1,112
							I	\$1,253
							J	\$1,422
							L1	\$1,039
							L2	\$1,129

**To Order, Specify:**

- ① Model Number
- ② Seat and Back Plastic Color
- ③ Frame Color - Arctic Silver (ASL) or Black Sandtex (BSX)
- ④ Fabric Selection - vendor, pattern and color

**③ Seat and Back Plastic Color Options:**

CTM	Chatroom
FSM	Fusion
GVM	Greek Villa
TBM	Tricorn Black



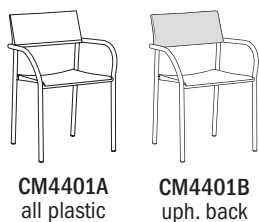
Stack - 10 high on floor or cart (CM4403 and CM4401 models only)

- ④ See a selection of graded in fabric manufacturers and patterns on pages 20-28. Contact Customer Service for additional fabric options.

**Specifications**

- Seat and back are polypropylene.
- Back is upholstered with ½" polyurethane foam.
- Frame is 1" 14 gauge round steel tube; powder coat metal.
- Glide is ABS plastic.
- Stacking bumper is HDPE.
- Upholstered seat has ½" high density polyurethane foam.

Description	① Model	Specifications	List Price Per Grade																												
Arm	<b>CM4401A All Plastic</b> <b>CM4401B Uph. Back</b> · metal frame · single chair weight - 20 lbs GSA Contract SIN #33721	<table> <tr> <th>Dimensions</th><th>D</th><th>W</th><th>H</th></tr> <tr> <td>Overall</td><td>20 ¼</td><td>22 ¾</td><td>32</td></tr> <tr> <td>Seat</td><td>17 ½</td><td>18</td><td>18</td></tr> <tr> <td>Arm</td><td></td><td></td><td>25 ½</td></tr> <tr> <th>Upholstery</th><th colspan="3">Shipping</th></tr> <tr> <td>COM Ydg</td><td>¾</td><td>Ctn Wt</td><td>24</td></tr> <tr> <td>COL Sq Ft</td><td>9</td><td>Cu Ft</td><td>10</td></tr> </table>	Dimensions	D	W	H	Overall	20 ¼	22 ¾	32	Seat	17 ½	18	18	Arm			25 ½	Upholstery	Shipping			COM Ydg	¾	Ctn Wt	24	COL Sq Ft	9	Cu Ft	10	All Plastic \$521 COM \$612 A \$627 B \$638 COL/C \$659 D \$684 E \$709 F \$748 G \$790 H \$835 I \$906 J \$989 L1 \$797 L2 \$843
Dimensions	D	W	H																												
Overall	20 ¼	22 ¾	32																												
Seat	17 ½	18	18																												
Arm			25 ½																												
Upholstery	Shipping																														
COM Ydg	¾	Ctn Wt	24																												
COL Sq Ft	9	Cu Ft	10																												



Arm	<b>CM4401C Uph. Seat</b> · metal frame · single chair weight - 20 lbs GSA Contract SIN #33721	<table> <tr> <th>Dimensions</th><th>D</th><th>W</th><th>H</th></tr> <tr> <td>Overall</td><td>20 ¼</td><td>22 ¾</td><td>32</td></tr> <tr> <td>Seat</td><td>17 ½</td><td>18</td><td>18</td></tr> <tr> <td>Arm</td><td></td><td></td><td>25 ½</td></tr> <tr> <th>Upholstery</th><th colspan="3">Shipping</th></tr> <tr> <td>COM Ydg</td><td>¾</td><td>Ctn Wt</td><td>24</td></tr> <tr> <td>COL Sq Ft</td><td>9</td><td>Cu Ft</td><td>10</td></tr> </table>	Dimensions	D	W	H	Overall	20 ¼	22 ¾	32	Seat	17 ½	18	18	Arm			25 ½	Upholstery	Shipping			COM Ydg	¾	Ctn Wt	24	COL Sq Ft	9	Cu Ft	10	COM \$592 A \$611 B \$627 COL/C \$658 D \$695 E \$733 F \$791 G \$855 H \$922 I \$1,028 J \$1,155 L1 \$868 L2 \$935
Dimensions	D	W	H																												
Overall	20 ¼	22 ¾	32																												
Seat	17 ½	18	18																												
Arm			25 ½																												
Upholstery	Shipping																														
COM Ydg	¾	Ctn Wt	24																												
COL Sq Ft	9	Cu Ft	10																												



Arm	<b>CM4401D Uph. Seat/Back</b> · metal frame · single chair weight - 20 lbs GSA Contract SIN #33721	<table> <tr> <th>Dimensions</th><th>D</th><th>W</th><th>H</th></tr> <tr> <td>Overall</td><td>20 ¼</td><td>22 ¾</td><td>32</td></tr> <tr> <td>Seat</td><td>17 ½</td><td>18</td><td>18</td></tr> <tr> <td>Arm</td><td></td><td></td><td>25 ½</td></tr> <tr> <th>Upholstery</th><th colspan="3">Shipping</th></tr> <tr> <td>COM Ydg</td><td>1</td><td>Ctn Wt</td><td>24</td></tr> <tr> <td>COL Sq Ft</td><td>9</td><td>Cu Ft</td><td>10</td></tr> </table>	Dimensions	D	W	H	Overall	20 ¼	22 ¾	32	Seat	17 ½	18	18	Arm			25 ½	Upholstery	Shipping			COM Ydg	1	Ctn Wt	24	COL Sq Ft	9	Cu Ft	10	COM \$686 A \$708 B \$731 COL/C \$770 D \$819 E \$870 F \$949 G \$1,033 H \$1,124 I \$1,263 J \$1,432 L1 \$1,050 L2 \$1,140
Dimensions	D	W	H																												
Overall	20 ¼	22 ¾	32																												
Seat	17 ½	18	18																												
Arm			25 ½																												
Upholstery	Shipping																														
COM Ydg	1	Ctn Wt	24																												
COL Sq Ft	9	Cu Ft	10																												









Description	D	W	H	CTN WT	CU FT	① Model	List Price
Transport Cart	27	20	14	42	6	TC02	\$664

· welded steel frame  
 · 4" industrial casters  
 · only available in black  
 GSA Contract SIN #33721





Description	① Model	Specifications	List Price Per Grade																												
<b>Arm</b>  <b>CM4404A</b> all plastic	<b>CM4404A All Plastic</b> <b>CM4404B Uph. Back</b> <ul style="list-style-type: none"> <li>metal frame</li> <li>single chair weight - 20 lbs</li> <li>casters - 60 mm dual wheel</li> <li>non-hooded black nylon plastic</li> <li>non-stacking</li> </ul> GSA Contract SIN ##33721	<table> <tr> <th>Dimensions</th><th>D</th><th>W</th><th>H</th></tr> <tr> <td>Overall</td><td>20 ¼</td><td>22 ¾</td><td>32</td></tr> <tr> <td>Seat</td><td>17 ½</td><td>18</td><td>18</td></tr> <tr> <td>Arm</td><td></td><td></td><td>25 ½</td></tr> <tr> <th>Upholstery</th><th colspan="3">Shipping</th></tr> <tr> <td>COM Ydg</td><td>¾</td><td>Ctn Wt</td><td>24</td></tr> <tr> <td>COL Sq Ft</td><td>9</td><td>Cu Ft</td><td>10</td></tr> </table>	Dimensions	D	W	H	Overall	20 ¼	22 ¾	32	Seat	17 ½	18	18	Arm			25 ½	Upholstery	Shipping			COM Ydg	¾	Ctn Wt	24	COL Sq Ft	9	Cu Ft	10	All Plastic \$544 COM \$625 A \$642 B \$651 COL/C \$670 D \$696 E \$721 F \$761 G \$804 H \$849 I \$917 J \$1,003 L1 \$813 L2 \$857
Dimensions	D	W	H																												
Overall	20 ¼	22 ¾	32																												
Seat	17 ½	18	18																												
Arm			25 ½																												
Upholstery	Shipping																														
COM Ydg	¾	Ctn Wt	24																												
COL Sq Ft	9	Cu Ft	10																												
<b>Arm</b> 	<b>CM4404C Uph. Seat</b> <ul style="list-style-type: none"> <li>metal frame</li> <li>single chair weight - 20 lbs</li> <li>casters - 60 mm dual wheel</li> <li>non-hooded black nylon plastic</li> <li>non-stacking</li> </ul> GSA Contract SIN ##33721	<table> <tr> <th>Dimensions</th><th>D</th><th>W</th><th>H</th></tr> <tr> <td>Overall</td><td>20 ¼</td><td>22 ¾</td><td>32</td></tr> <tr> <td>Seat</td><td>17 ½</td><td>18</td><td>18</td></tr> <tr> <td>Arm</td><td></td><td></td><td>25 ½</td></tr> <tr> <th>Upholstery</th><th colspan="3">Shipping</th></tr> <tr> <td>COM Ydg</td><td>¾</td><td>Ctn Wt</td><td>24</td></tr> <tr> <td>COL Sq Ft</td><td>9</td><td>Cu Ft</td><td>10</td></tr> </table>	Dimensions	D	W	H	Overall	20 ¼	22 ¾	32	Seat	17 ½	18	18	Arm			25 ½	Upholstery	Shipping			COM Ydg	¾	Ctn Wt	24	COL Sq Ft	9	Cu Ft	10	COM \$604 A \$623 B \$640 COL/C \$668 D \$708 E \$745 F \$804 G \$867 H \$934 I \$1,040 J \$1,166 L1 \$879 L2 \$948
Dimensions	D	W	H																												
Overall	20 ¼	22 ¾	32																												
Seat	17 ½	18	18																												
Arm			25 ½																												
Upholstery	Shipping																														
COM Ydg	¾	Ctn Wt	24																												
COL Sq Ft	9	Cu Ft	10																												
<b>Arm</b> 	<b>CM4404D Uph. Seat/Back</b> <ul style="list-style-type: none"> <li>metal frame</li> <li>single chair weight - 20 lbs</li> <li>casters - 60 mm dual wheel</li> <li>non-hooded black nylon plastic</li> <li>non-stacking</li> </ul> GSA Contract SIN ##33721	<table> <tr> <th>Dimensions</th><th>D</th><th>W</th><th>H</th></tr> <tr> <td>Overall</td><td>20 ¼</td><td>22 ¾</td><td>32</td></tr> <tr> <td>Seat</td><td>17 ½</td><td>18</td><td>18</td></tr> <tr> <td>Arm</td><td></td><td></td><td>25 ½</td></tr> <tr> <th>Upholstery</th><th colspan="3">Shipping</th></tr> <tr> <td>COM Ydg</td><td>1</td><td>Ctn Wt</td><td>24</td></tr> <tr> <td>COL Sq Ft</td><td>9</td><td>Cu Ft</td><td>10</td></tr> </table>	Dimensions	D	W	H	Overall	20 ¼	22 ¾	32	Seat	17 ½	18	18	Arm			25 ½	Upholstery	Shipping			COM Ydg	1	Ctn Wt	24	COL Sq Ft	9	Cu Ft	10	COM \$699 A \$720 B \$744 COL/C \$784 D \$834 E \$884 F \$963 G \$1,047 H \$1,136 I \$1,277 J \$1,445 L1 \$1,062 L2 \$1,155
Dimensions	D	W	H																												
Overall	20 ¼	22 ¾	32																												
Seat	17 ½	18	18																												
Arm			25 ½																												
Upholstery	Shipping																														
COM Ydg	1	Ctn Wt	24																												
COL Sq Ft	9	Cu Ft	10																												

Description		① Model	Specifications				List Price Per Grade	
Armless		<b>CM4407A All Plastic</b> <b>CM4407B Uph. Back</b> <ul style="list-style-type: none"><li>· counter height stool</li><li>· metal frame</li><li>· single chair weight - 20 lbs</li><li>· non-stacking</li></ul>					All Plastic	\$646
							COM	\$734
							A	\$750
							B	\$762
							COL/C	\$783
							D	\$808
							E	\$833
							F	\$871
							G	\$913
							H	\$957
							I	\$1,030
							J	\$1,112
							L1	\$922
							L2	\$967
Armless		<b>CM4407C Uph. Seat</b> <ul style="list-style-type: none"><li>· counter height stool</li><li>· metal frame</li><li>· single chair weight - 20 lbs</li><li>· non-stacking</li></ul>					COM	\$713
							A	\$733
							B	\$749
							COL/C	\$781
							D	\$817
							E	\$856
							F	\$913
							G	\$977
							H	\$1,045
							I	\$1,150
							J	\$1,277
							L1	\$989
							L2	\$1,057
Armless		<b>CM4407D Uph. Seat/Back</b> <ul style="list-style-type: none"><li>· counter height stool</li><li>· metal frame</li><li>· single chair weight - 20 lbs</li><li>· non-stacking</li></ul>					COM	\$808
							A	\$832
							B	\$853
							COL/C	\$892
							D	\$943
							E	\$995
							F	\$1,073
							G	\$1,158
							H	\$1,247
							I	\$1,388
							J	\$1,555
							L1	\$1,174
							L2	\$1,263

**To Order, Specify:**

- ① Model Number
- ② Seat and Back Plastic Color
- ③ Frame Color - Arctic Silver (ASL) or Black Sandtex (BSX)
- ④ Fabric Selection - vendor, pattern and color

**③ Seat and Back Plastic Color Options:**





CTM	Chatroom
FSM	Fusion
GVM	Greek Villa
TBM	Tricorn Black




- ④ See a selection of graded in fabric manufacturers and patterns on pages 20-28. Contact Customer Service for additional fabric options.

**Specifications**

- Seat and back are polypropylene.
- Back is upholstered with ½" polyurethane foam.
- Frame is 1" 14 gauge round steel tube; powder coat metal.
- Glide is ABS plastic.
- Upholstered seat has ½" high density polyurethane foam.



Description		① Model	Specifications				List Price Per Grade																					
Armless		<b>CM4408A All Plastic</b> <b>CM4408B Uph. Back</b> <ul style="list-style-type: none"><li>· bar height stool</li><li>· metal frame</li><li>· single chair weight - 21 lbs</li><li>· non-stacking</li></ul> <div><div></div><div></div></div> <p><b>CM4408A</b> all plastic</p> <p><b>CM4408B</b> uph. back</p> <p>GSA Contract SIN ##33721</p>	<table><tr><th>Dimensions</th><th>D</th><th>W</th><th>H</th></tr><tr><td>Overall</td><td>22</td><td>19 ¼</td><td>42</td></tr><tr><td>Seat</td><td>17 ½</td><td>19 ¼</td><td>30</td></tr><tr><th colspan="2">Upholstery</th><th colspan="2">Shipping</th></tr><tr><td>COM Ydg</td><td>¾</td><td>Ctn Wt</td><td>28</td></tr><tr><td>COL Sq Ft</td><td>9</td><td>Cu Ft</td><td>12</td></tr></table>	Dimensions	D	W	H	Overall	22	19 ¼	42	Seat	17 ½	19 ¼	30	Upholstery		Shipping		COM Ydg	¾	Ctn Wt	28	COL Sq Ft	9	Cu Ft	12	All Plastic \$651 COM \$741 A \$756 B \$770 COL/C \$788 D \$814 E \$838 F \$877 G \$918 H \$965 I \$1,035 J \$1,120 L1 \$929 L2 \$973
Dimensions	D	W	H																									
Overall	22	19 ¼	42																									
Seat	17 ½	19 ¼	30																									
Upholstery		Shipping																										
COM Ydg	¾	Ctn Wt	28																									
COL Sq Ft	9	Cu Ft	12																									
Armless		<b>CM4408C Uph. Seat</b> <ul style="list-style-type: none"><li>· bar height stool</li><li>· metal frame</li><li>· single chair weight - 21 lbs</li><li>· non-stacking</li></ul> <div><div></div></div> <p>GSA Contract SIN ##33721</p>	<table><tr><th>Dimensions</th><th>D</th><th>W</th><th>H</th></tr><tr><td>Overall</td><td>22</td><td>19 ¼</td><td>42</td></tr><tr><td>Seat</td><td>17 ½</td><td>19 ¼</td><td>30</td></tr><tr><th colspan="2">Upholstery</th><th colspan="2">Shipping</th></tr><tr><td>COM Ydg</td><td>¾</td><td>Ctn Wt</td><td>28</td></tr><tr><td>COL Sq Ft</td><td>9</td><td>Cu Ft</td><td>12</td></tr></table>	Dimensions	D	W	H	Overall	22	19 ¼	42	Seat	17 ½	19 ¼	30	Upholstery		Shipping		COM Ydg	¾	Ctn Wt	28	COL Sq Ft	9	Cu Ft	12	COM \$720 A \$741 B \$756 COL/C \$787 D \$825 E \$864 F \$920 G \$984 H \$1,052 I \$1,158 J \$1,285 L1 \$997 L2 \$1,063
Dimensions	D	W	H																									
Overall	22	19 ¼	42																									
Seat	17 ½	19 ¼	30																									
Upholstery		Shipping																										
COM Ydg	¾	Ctn Wt	28																									
COL Sq Ft	9	Cu Ft	12																									
Armless		<b>CM4408D Uph. Seat/Back</b> <ul style="list-style-type: none"><li>· bar height stool</li><li>· metal frame</li><li>· single chair weight - 21 lbs</li><li>· non-stacking</li></ul> <div><div></div></div> <p>GSA Contract SIN ##33721</p>	<table><tr><th>Dimensions</th><th>D</th><th>W</th><th>H</th></tr><tr><td>Overall</td><td>22</td><td>19 ¼</td><td>42</td></tr><tr><td>Seat</td><td>17 ½</td><td>19 ¼</td><td>30</td></tr><tr><th colspan="2">Upholstery</th><th colspan="2">Shipping</th></tr><tr><td>COM Ydg</td><td>1</td><td>Ctn Wt</td><td>28</td></tr><tr><td>COL Sq Ft</td><td>9</td><td>Cu Ft</td><td>12</td></tr></table>	Dimensions	D	W	H	Overall	22	19 ¼	42	Seat	17 ½	19 ¼	30	Upholstery		Shipping		COM Ydg	1	Ctn Wt	28	COL Sq Ft	9	Cu Ft	12	COM \$814 A \$837 B \$860 COL/C \$900 D \$950 E \$1,001 F \$1,079 G \$1,164 H \$1,253 I \$1,393 J \$1,561 L1 \$1,179 L2 \$1,269
Dimensions	D	W	H																									
Overall	22	19 ¼	42																									
Seat	17 ½	19 ¼	30																									
Upholstery		Shipping																										
COM Ydg	1	Ctn Wt	28																									
COL Sq Ft	9	Cu Ft	12																									

Description	1 Model	Specifications	List Price Per Grade																												
<b>Arm</b>  <b>CM4400A</b> all plastic	<b>CM4400A All Plastic</b> <b>CM4400B Uph. Back</b> <ul style="list-style-type: none"> <li>• swivel tilt mechanism</li> <li>• black nylon base</li> <li>• optional polished aluminum base - add \$87 list</li> <li>• metal frame</li> <li>• single chair weight - 31 lbs</li> <li>• overall height range is 29 1/4 - 33</li> <li>• seat height range is 17 3/4 - 21 1/2</li> <li>• arm height range is 24 1/2 - 28 1/4</li> </ul>	<table> <tr> <th>Dimensions</th><th>D</th><th>W</th><th>H</th></tr> <tr> <td>Overall</td><td>28 1/2</td><td>28 1/2</td><td>33</td></tr> <tr> <td>Seat</td><td>17 1/2</td><td>18</td><td>21 1/2</td></tr> <tr> <td>Arm</td><td></td><td></td><td>28 1/4</td></tr> <tr> <th>Upholstery</th><th colspan="3">Shipping</th></tr> <tr> <td>COM Ydg</td><td>3/4</td><td>Ctn Wt</td><td>38</td></tr> <tr> <td>COL Sq Ft</td><td>9</td><td>Cu Ft</td><td>13</td></tr> </table>	Dimensions	D	W	H	Overall	28 1/2	28 1/2	33	Seat	17 1/2	18	21 1/2	Arm			28 1/4	Upholstery	Shipping			COM Ydg	3/4	Ctn Wt	38	COL Sq Ft	9	Cu Ft	13	<b>All Plastic \$725</b> <b>COM \$814</b> <b>A \$832</b> <b>B \$843</b> <b>COL/C \$864</b> <b>D \$888</b> <b>E \$913</b> <b>F \$952</b> <b>G \$995</b> <b>H \$1,039</b> <b>I \$1,109</b> <b>J \$1,194</b> <b>L1 \$1,003</b> <b>L2 \$1,048</b>
Dimensions	D	W	H																												
Overall	28 1/2	28 1/2	33																												
Seat	17 1/2	18	21 1/2																												
Arm			28 1/4																												
Upholstery	Shipping																														
COM Ydg	3/4	Ctn Wt	38																												
COL Sq Ft	9	Cu Ft	13																												
GSA Contract SIN ##33721																															
<b>Arm</b> 	<b>CM4400C Uph. Seat</b> <ul style="list-style-type: none"> <li>• swivel tilt mechanism</li> <li>• black nylon base</li> <li>• optional polished aluminum base - add \$87 list</li> <li>• metal frame</li> <li>• single chair weight - 31 lbs</li> <li>• overall height range is 29 1/4 - 33</li> <li>• seat height range is 17 3/4 - 21 1/2</li> <li>• arm height range is 24 1/2 - 28 1/4</li> </ul>	<table> <tr> <th>Dimensions</th><th>D</th><th>W</th><th>H</th></tr> <tr> <td>Overall</td><td>28 1/2</td><td>28 1/2</td><td>33</td></tr> <tr> <td>Seat</td><td>17 1/2</td><td>18</td><td>21 1/2</td></tr> <tr> <td>Arm</td><td></td><td></td><td>28 1/4</td></tr> <tr> <th>Upholstery</th><th colspan="3">Shipping</th></tr> <tr> <td>COM Ydg</td><td>3/4</td><td>Ctn Wt</td><td>38</td></tr> <tr> <td>COL Sq Ft</td><td>9</td><td>Cu Ft</td><td>13</td></tr> </table>	Dimensions	D	W	H	Overall	28 1/2	28 1/2	33	Seat	17 1/2	18	21 1/2	Arm			28 1/4	Upholstery	Shipping			COM Ydg	3/4	Ctn Wt	38	COL Sq Ft	9	Cu Ft	13	<b>COM \$793</b> <b>A \$815</b> <b>B \$832</b> <b>COL/C \$861</b> <b>D \$900</b> <b>E \$937</b> <b>F \$996</b> <b>G \$1,059</b> <b>H \$1,127</b> <b>I \$1,232</b> <b>J \$1,359</b> <b>L1 \$1,072</b> <b>L2 \$1,139</b>
Dimensions	D	W	H																												
Overall	28 1/2	28 1/2	33																												
Seat	17 1/2	18	21 1/2																												
Arm			28 1/4																												
Upholstery	Shipping																														
COM Ydg	3/4	Ctn Wt	38																												
COL Sq Ft	9	Cu Ft	13																												
GSA Contract SIN ##33721																															
<b>Arm</b> 	<b>CM4400D Uph. Seat/Back</b> <ul style="list-style-type: none"> <li>• swivel tilt mechanism</li> <li>• black nylon base</li> <li>• optional polished aluminum base - add \$87 list</li> <li>• metal frame</li> <li>• single chair weight - 31 lbs</li> <li>• overall height range is 29 1/4 - 33</li> <li>• seat height range is 17 3/4 - 21 1/2</li> <li>• arm height range is 24 1/2 - 28 1/4</li> </ul>	<table> <tr> <th>Dimensions</th><th>D</th><th>W</th><th>H</th></tr> <tr> <td>Overall</td><td>28 1/2</td><td>28 1/2</td><td>33</td></tr> <tr> <td>Seat</td><td>17 1/2</td><td>18</td><td>21 1/2</td></tr> <tr> <td>Arm</td><td></td><td></td><td>28 1/4</td></tr> <tr> <th>Upholstery</th><th colspan="3">Shipping</th></tr> <tr> <td>COM Ydg</td><td>1</td><td>Ctn Wt</td><td>38</td></tr> <tr> <td>COL Sq Ft</td><td>9</td><td>Cu Ft</td><td>13</td></tr> </table>	Dimensions	D	W	H	Overall	28 1/2	28 1/2	33	Seat	17 1/2	18	21 1/2	Arm			28 1/4	Upholstery	Shipping			COM Ydg	1	Ctn Wt	38	COL Sq Ft	9	Cu Ft	13	<b>COM \$886</b> <b>A \$911</b> <b>B \$933</b> <b>COL/C \$973</b> <b>D \$1,023</b> <b>E \$1,074</b> <b>F \$1,154</b> <b>G \$1,237</b> <b>H \$1,326</b> <b>I \$1,467</b> <b>J \$1,635</b> <b>L1 \$1,254</b> <b>L2 \$1,344</b>
Dimensions	D	W	H																												
Overall	28 1/2	28 1/2	33																												
Seat	17 1/2	18	21 1/2																												
Arm			28 1/4																												
Upholstery	Shipping																														
COM Ydg	1	Ctn Wt	38																												
COL Sq Ft	9	Cu Ft	13																												
GSA Contract SIN ##33721																															

**To Order, Specify:**

- 1 Model Number
- 2 Seat and Back Plastic Color
- 3 Frame Color - Arctic Silver (ASL) or Black Sandtex (BSX)
- 4 Fabric Selection - vendor, pattern and color

**3 Seat and Back Plastic Color Options:**

CTM	Chatroom
FSM	Fusion
GVM	Greek Villa
TBM	Tricorn Black

- 4 See a selection of graded in fabric manufacturers and patterns on pages 20-28. Contact Customer Service for additional fabric options.

**Specifications**

- Seat and back are polypropylene.
- Back is upholstered with 1/2" polyurethane foam.
- Frame is 1" 14 gauge round steel tube; powder coat metal.
- Glide is ABS plastic.
- Upholstered seat has 1/2" high density polyurethane foam.

Encore Lounge Order Check List:



- Specify:
- ☐ 1. Model Number
  - ☐ 2. Wood Species - Maple (M)
  - ☐ 3. Wood Finish
  - ☐ 4. Fabric Selection - vendor, pattern and color
  - ☐ 5. Leg Style - disk or column
  - ☐ 6. Leg/Trim Color - Black Sandtex (BSX) or Stardust Silver (STS)
  - ☐ 7. Optional Easy Mobility Package - add \$136 list per chair; available on any single seat, non-wedge lounge
  - ☐ 8. Optional Coordinating Wood Grain Laminate Surfaces - no upcharge

Example:

EN9201UW	M	AUB	MOMENTUM	VOX	MYSTIC	COLUMN	BLACK SANDTEX
(model #)	(wood species)	(finish)	(fabric vendor)	(pattern name)	(pattern color)	(leg style)	(leg color)

1. Model Number

2. Wood Species - Maple (M)

3. Wood Finish Options:

ALM	Ale Medium	FLX	Flax
AUB	Auburn	HRV	Harvest*
BRL	Barley	LGC	Legacy
BBM	Bourbon Medium	MCH	Mocha*
BRM	Brighton Medium	NTO	Night Owl*
BUT	Butterscotch	PRL	Praline*
CIN	Cinnamon	SAF	Saffron
CLA	Classic	SIE	Sienna*
CLL	Collectors*	TOF	Toffee
EAR	Earthy	TRF	Truffle*
ESP	Espresso	VEN	Venetian

\*finishes have coordinating laminate top option

4. Fabric Selection - Please supply the following:

- Fabric vendor
- Pattern name
- Pattern color

[For a complete list of JSI Graded-In Fabric click here](#)

When specifying contrasting upholstery, indicate clearly which upholstery is to be applied to the seat, back and arms. Use higher grade pricing.

- Indicate direction of fabric - Railroaded or Up the Roll
- Please provide illustration, if available

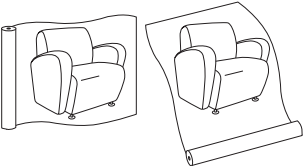
All COM orders must include the following:

- Vendor's name, pattern name and color
- Sample of the fabric attached to order
- Model numbers of items for fabric application
- Special application instructions (e.g., all stripes will be front to back unless specified otherwise)
- Customer and purchase order number

Ship prepaid COM material to:

JSI  
Attn: COM Department  
201 East Martin Street  
Receiving B, Dock 71  
Orleans, IN 47452

Application of fabric:  
Railroaded      Up the Roll




All COM orders will ship at standard lead time from receipt of COM except for orders requiring special custom matched finishes.

## 5. Leg Style Options:

### Lounge Leg Style



- Lounge Disk Leg**
- adjustable height glide
  - nylon glide



- Lounge Column Leg**
- fixed height
  - nylon glide



**Lounge Caster**

### Table Leg Style



- Table Disk Leg**
- adjustable height glide
  - nylon glide



- Lounge Column Leg**
- fixed height
  - nylon glide

---

**6. Leg/Trim Color - Black Sandtex (BSX) or Stardust Silver (STS);**  
all metal/trim color will match






---

**7. Easy Mobility Package Option - add \$136 list per chair**


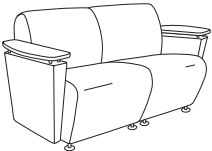
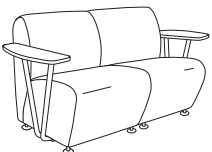
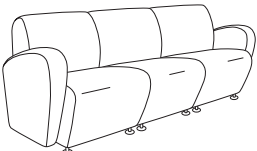


- available on any single seat, non-wedge lounge
  - front casters, back legs for easy mobility
  - handle attached on back
- 

**8. Optional Coordinating Wood Grain Laminate Available on Wood Cap Arms, Tablet Arm and Table Tops - no upcharge.**  
Finishes with an asterisk (\*) have a coordinating laminate available.

Description	1 Model	Specifications	List Price Per Grade																												
<b>Single Seat</b> 	<b>EN9201U</b> <ul style="list-style-type: none"> <li>optional easy mobility package - add \$136 list per chair</li> <li>optional tablet available on right or left arm (as seated in unit); specify when ordering and add \$366 list</li> </ul>	<table> <tr> <th>Dimensions</th><th>D</th><th>W</th><th>H</th></tr> <tr> <td>Overall</td><td>29</td><td>35 1/2</td><td>32</td></tr> <tr> <td>Seat</td><td>20 1/2</td><td>23 1/2</td><td>18</td></tr> <tr> <td>Arm</td><td></td><td></td><td>26</td></tr> <tr> <th>Upholstery</th><th colspan="3">Shipping</th></tr> <tr> <td>COM Ydg</td><td>6</td><td>Ctn Wt</td><td>80</td></tr> <tr> <td>COL Sq Ft</td><td>120</td><td>Cu Ft</td><td>21</td></tr> </table>	Dimensions	D	W	H	Overall	29	35 1/2	32	Seat	20 1/2	23 1/2	18	Arm			26	Upholstery	Shipping			COM Ydg	6	Ctn Wt	80	COL Sq Ft	120	Cu Ft	21	COM \$2,098 A \$2,158 B \$2,280 COL/C \$2,492 D \$2,765 E \$3,037 F \$3,325 G \$3,732 H \$4,168 I \$4,849 J \$5,667 L1 \$4,034 L2 \$4,523
Dimensions	D	W	H																												
Overall	29	35 1/2	32																												
Seat	20 1/2	23 1/2	18																												
Arm			26																												
Upholstery	Shipping																														
COM Ydg	6	Ctn Wt	80																												
COL Sq Ft	120	Cu Ft	21																												
	GSA Contract SIN #33721																														
<b>Single Seat with Folding Tablet Arm</b> 	<b>EN9251</b> <ul style="list-style-type: none"> <li>tablet arm: 19 1/4" x 10 3/4"</li> <li>3/4" thick tablet features beveled edge</li> <li>tablet height: 27"</li> <li>rotating tablet with tilt and stow mechanism</li> <li>clearance for tablet operations is 10"</li> <li>includes easy mobility package</li> <li>tablet available on right or left arm (as seated in unit); specify when ordering</li> </ul>	<table> <tr> <th>Dimensions</th><th>D</th><th>W</th><th>H</th></tr> <tr> <td>Overall</td><td>29</td><td>36 1/2</td><td>32</td></tr> <tr> <td>Seat</td><td>20 1/2</td><td>23 1/2</td><td>18</td></tr> <tr> <td>Arm</td><td></td><td></td><td>26</td></tr> <tr> <th>Upholstery</th><th colspan="3">Shipping</th></tr> <tr> <td>COM Ydg</td><td>6 1/4</td><td>Ctn Wt</td><td>85</td></tr> <tr> <td>COL Sq Ft</td><td>125</td><td>Cu Ft</td><td>21</td></tr> </table>	Dimensions	D	W	H	Overall	29	36 1/2	32	Seat	20 1/2	23 1/2	18	Arm			26	Upholstery	Shipping			COM Ydg	6 1/4	Ctn Wt	85	COL Sq Ft	125	Cu Ft	21	COM \$2,461 A \$2,525 B \$2,652 COL/C \$2,872 D \$3,156 E \$3,438 F \$3,740 G \$4,165 H \$4,618 I \$5,328 J \$6,179 L1 \$4,477 L2 \$4,986
Dimensions	D	W	H																												
Overall	29	36 1/2	32																												
Seat	20 1/2	23 1/2	18																												
Arm			26																												
Upholstery	Shipping																														
COM Ydg	6 1/4	Ctn Wt	85																												
COL Sq Ft	125	Cu Ft	21																												
 tablet arm stowed  easy mobility package	GSA Contract SIN #33721																														
<b>Single Seat with Wood Cap Arm</b> 	<b>EN9201UW</b> <ul style="list-style-type: none"> <li>metal spacers will match leg color</li> <li>optional easy mobility package - add \$136 list per chair</li> </ul>	<table> <tr> <th>Dimensions</th><th>D</th><th>W</th><th>H</th></tr> <tr> <td>Overall</td><td>30</td><td>36 1/2</td><td>32</td></tr> <tr> <td>Seat</td><td>20 1/2</td><td>23 1/2</td><td>18</td></tr> <tr> <td>Arm</td><td></td><td></td><td>24 1/2</td></tr> <tr> <th>Upholstery</th><th colspan="3">Shipping</th></tr> <tr> <td>COM Ydg</td><td>6</td><td>Ctn Wt</td><td>80</td></tr> <tr> <td>COL Sq Ft</td><td>120</td><td>Cu Ft</td><td>21</td></tr> </table>	Dimensions	D	W	H	Overall	30	36 1/2	32	Seat	20 1/2	23 1/2	18	Arm			24 1/2	Upholstery	Shipping			COM Ydg	6	Ctn Wt	80	COL Sq Ft	120	Cu Ft	21	COM \$2,243 A \$2,305 B \$2,427 COL/C \$2,638 D \$2,912 E \$3,183 F \$3,471 G \$3,879 H \$4,314 I \$4,995 J \$5,814 L1 \$4,178 L2 \$4,669
Dimensions	D	W	H																												
Overall	30	36 1/2	32																												
Seat	20 1/2	23 1/2	18																												
Arm			24 1/2																												
Upholstery	Shipping																														
COM Ydg	6	Ctn Wt	80																												
COL Sq Ft	120	Cu Ft	21																												
	GSA Contract SIN #33721																														



Description	1 Model	Specifications	List Price Per Grade																												
<b>Two Seat</b> 	<b>EN9202U</b> · optional tablet available on right or left arm (as seated in unit); specify when ordering and add \$366 list GSA Contract SIN #33721	<table> <tr> <th>Dimensions</th><th>D</th><th>W</th><th>H</th></tr> <tr> <td>Overall</td><td>29</td><td>59 1/4</td><td>32</td></tr> <tr> <td>Seat</td><td>20 1/2</td><td>47 1/4</td><td>18</td></tr> <tr> <td>Arm</td><td></td><td></td><td>26</td></tr> <tr> <th>Upholstery</th><th colspan="3">Shipping</th></tr> <tr> <td>COM Ydg</td><td>9</td><td>Ctn Wt</td><td>130</td></tr> <tr> <td>COL Sq Ft</td><td>180</td><td>Cu Ft</td><td>35</td></tr> </table>	Dimensions	D	W	H	Overall	29	59 1/4	32	Seat	20 1/2	47 1/4	18	Arm			26	Upholstery	Shipping			COM Ydg	9	Ctn Wt	130	COL Sq Ft	180	Cu Ft	35	COM \$3,261 A \$3,351 B \$3,533 COL/C \$3,851 D \$4,259 E \$4,668 F \$5,099 G \$5,712 H \$6,366 I \$7,387 J \$8,614 L1 \$6,163 L2 \$6,898
Dimensions	D	W	H																												
Overall	29	59 1/4	32																												
Seat	20 1/2	47 1/4	18																												
Arm			26																												
Upholstery	Shipping																														
COM Ydg	9	Ctn Wt	130																												
COL Sq Ft	180	Cu Ft	35																												
<b>Two Seat with Wood Cap Arm</b> 	<b>EN9202UW</b> · metal spacers will match leg color GSA Contract SIN #33721	<table> <tr> <th>Dimensions</th><th>D</th><th>W</th><th>H</th></tr> <tr> <td>Overall</td><td>30</td><td>60 1/4</td><td>32</td></tr> <tr> <td>Seat</td><td>20 1/2</td><td>47 1/4</td><td>18</td></tr> <tr> <td>Arm</td><td></td><td></td><td>24 1/2</td></tr> <tr> <th>Upholstery</th><th colspan="3">Shipping</th></tr> <tr> <td>COM Ydg</td><td>9</td><td>Ctn Wt</td><td>130</td></tr> <tr> <td>COL Sq Ft</td><td>180</td><td>Cu Ft</td><td>35</td></tr> </table>	Dimensions	D	W	H	Overall	30	60 1/4	32	Seat	20 1/2	47 1/4	18	Arm			24 1/2	Upholstery	Shipping			COM Ydg	9	Ctn Wt	130	COL Sq Ft	180	Cu Ft	35	COM \$3,407 A \$3,499 B \$3,681 COL/C \$3,999 D \$4,406 E \$4,816 F \$5,247 G \$5,859 H \$6,514 I \$7,534 J \$8,761 L1 \$6,309 L2 \$7,044
Dimensions	D	W	H																												
Overall	30	60 1/4	32																												
Seat	20 1/2	47 1/4	18																												
Arm			24 1/2																												
Upholstery	Shipping																														
COM Ydg	9	Ctn Wt	130																												
COL Sq Ft	180	Cu Ft	35																												
<b>Two Seat with Open Wood Cap Arm</b> 	<b>EN9202W</b> · metal arm support will match leg color GSA Contract SIN #33721	<table> <tr> <th>Dimensions</th><th>D</th><th>W</th><th>H</th></tr> <tr> <td>Overall</td><td>30</td><td>60 1/4</td><td>32</td></tr> <tr> <td>Seat</td><td>20 1/2</td><td>47 1/4</td><td>18</td></tr> <tr> <td>Arm</td><td></td><td></td><td>24 1/2</td></tr> <tr> <th>Upholstery</th><th colspan="3">Shipping</th></tr> <tr> <td>COM Ydg</td><td>6</td><td>Ctn Wt</td><td>114</td></tr> <tr> <td>COL Sq Ft</td><td>120</td><td>Cu Ft</td><td>35</td></tr> </table>	Dimensions	D	W	H	Overall	30	60 1/4	32	Seat	20 1/2	47 1/4	18	Arm			24 1/2	Upholstery	Shipping			COM Ydg	6	Ctn Wt	114	COL Sq Ft	120	Cu Ft	35	COM \$2,840 A \$2,898 B \$3,020 COL/C \$3,233 D \$3,505 E \$3,778 F \$4,065 G \$4,473 H \$4,909 I \$5,592 J \$6,408 L1 \$4,775 L2 \$5,264
Dimensions	D	W	H																												
Overall	30	60 1/4	32																												
Seat	20 1/2	47 1/4	18																												
Arm			24 1/2																												
Upholstery	Shipping																														
COM Ydg	6	Ctn Wt	114																												
COL Sq Ft	120	Cu Ft	35																												
<b>Three Seat</b> 	<b>EN9203U</b> · optional tablet available on right or left arm (as seated in unit); specify when ordering and add \$366 list GSA Contract SIN #33721	<table> <tr> <th>Dimensions</th><th>D</th><th>W</th><th>H</th></tr> <tr> <td>Overall</td><td>29</td><td>83</td><td>32</td></tr> <tr> <td>Seat</td><td>20 1/2</td><td>70 3/4</td><td>18</td></tr> <tr> <td>Arm</td><td></td><td></td><td>26</td></tr> <tr> <th>Upholstery</th><th colspan="3">Shipping</th></tr> <tr> <td>COM Ydg</td><td>12</td><td>Ctn Wt</td><td>180</td></tr> <tr> <td>COL Sq Ft</td><td>240</td><td>Cu Ft</td><td>49</td></tr> </table>	Dimensions	D	W	H	Overall	29	83	32	Seat	20 1/2	70 3/4	18	Arm			26	Upholstery	Shipping			COM Ydg	12	Ctn Wt	180	COL Sq Ft	240	Cu Ft	49	COM \$4,428 A \$4,550 B \$4,792 COL/C \$5,215 D \$5,761 E \$6,306 F \$6,879 G \$7,697 H \$8,568 I \$9,931 J \$11,566 L1 \$8,298 L2 \$9,277
Dimensions	D	W	H																												
Overall	29	83	32																												
Seat	20 1/2	70 3/4	18																												
Arm			26																												
Upholstery	Shipping																														
COM Ydg	12	Ctn Wt	180																												
COL Sq Ft	240	Cu Ft	49																												





# ENCORE FREESTANDING TABLES



Description	D	W	H	CTN WT	CU FT	① Model	List Price
Oval Magazine Table	21 ½	42 ½	17	25	3	EN2142	\$1,183

**NOW!**



GSA Contract SIN #711-11

Round Magazine Table	36 ½	36 ½	17	28	4	EN36R	\$1,099
	30 ½	30 ½	17	25	3	EN30R	\$1,069

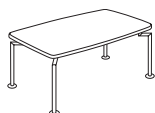
**NOW!**



GSA Contract SIN #711-11

Rectangular Magazine Table	24 ½	48 ½	17	30	4	EN2448	\$1,035
----------------------------	------	------	----	----	---	--------	---------

**NOW!**



GSA Contract SIN #711-11

Square End Table	30 ¾	30 ¾	22 ¼	25	3	EN3030-22	\$1,002
	24 ¾	24 ¾	22 ¼	20	3	EN2424-22	\$870

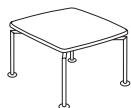
**NOW!**



GSA Contract SIN #711-11


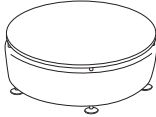
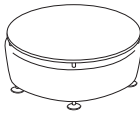
Square Magazine Table	30 ¾	30 ¾	17	25	3	EN3030-17	\$977
	24 ¾	24 ¾	17	20	3	EN2424-17	\$849

**NOW!**



GSA Contract SIN #711-11

ENCORE

Description	1 Model	Specifications	List Price Per Grade
<b>Oval Magazine Table</b> 	<b>EN2142B</b> · upholstered base · metal spacers will match leg color  GSA Contract SIN #711-11	<b>Dimensions</b>	COM \$1,411
		Overall 21 ½ 42 ½ 17	A \$1,430
		<b>Upholstery</b>	B \$1,464
		<b>Shipping</b>	COL/C \$1,527
		COM Ydg 1 ¾ Ctn Wt 56	D \$1,606
		COL Sq Ft 35 Cu Ft 10	E \$1,685
			F \$1,769
			G \$1,887
			H \$2,016
			I \$2,215
<b>Round Magazine Table</b> 	<b>EN36RB</b> · upholstered base · metal spacers will match leg color  GSA Contract SIN #711-11	<b>Dimensions</b>	COM \$1,336
		Overall 36 ½ 36 ½ 17	A \$1,368
		<b>Upholstery</b>	B \$1,428
		<b>Shipping</b>	COL/C \$1,533
		COM Ydg 3 Ctn Wt 75	D \$1,671
		COL Sq Ft 60 Cu Ft 14	E \$1,805
			F \$1,950
			G \$2,155
			H \$2,372
			I \$2,715
<b>Round Magazine Table</b> 	<b>EN30RB</b> · upholstered base · metal spacers will match leg color  GSA Contract SIN #711-11	<b>Dimensions</b>	COM \$1,307
		Overall 30 ½ 30 ½ 17	A \$1,329
		<b>Upholstery</b>	B \$1,369
		<b>Shipping</b>	COL/C \$1,439
		COM Ydg 2 Ctn Wt 58	D \$1,530
		COL Sq Ft 40 Cu Ft 11	E \$1,621
			F \$1,718
			G \$1,852
			H \$1,997
			I \$2,226

## To Order, Specify:

- Model Number
- Wood Species - Maple (M)
- Wood Finish
- Fabric Selection - vendor, pattern and color
- Leg Style and Color
- Metal Color - Black Sandtex (BSX) or Stardust Silver (STS)
- Optional Coordinating Wood Grain Laminate Available on Table top - no upcharge. Finishes with an asterisk have a coordinating laminate available.

## 3 Wood Finish Options:

Maple	
ALM	Ale Medium
AUB	Auburn
BRL	Barley
BBM	Bourbon Medium
BRM	Brighton Medium
BUT	Butterscotch
CIN	Cinnamon
CLA	Classic
CLL	Collectors*
EAR	Earthy
ESP	Espresso
FLX	Flax
HRV	Harvest*
LGC	Legacy
MCH	Mocha*
NTO	Night Owl*
PRL	Praline*
SAF	Saffron
SIE	Sienna*
TOF	Toffee
TRF	Truffle*
VEN	Venetian

\*finishes with coordinating laminate top option

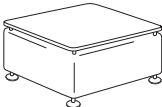
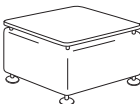
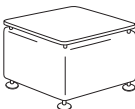
## Specifications

- Wood species - Maple.
- Table tops are ¾" thick.
- Upholstered bases have 4 ½" high density polyurethane foam.
- Plywood construction with spiral grooved solid wood dowels, glue and screws.
- Tables ship KD; some assembly required.
- Standard with nylon glides.

When ordering Quickship products, place a "Q" in front of model number.  
Example: QEN9210W

**Need it.**  
JSI Quickship

- See a selection of graded in fabric manufacturers and patterns on pages 20-28 Contact Customer Service for additional fabric options.

Description		① Model	Specifications			List Price Per Grade	
<div>Square Magazine Table</div> <div><div>NOW!</div></div>	<div>EN3030-17B</div> <div><div>· upholstered base</div><div>· metal spacers will match leg color</div></div> <div>GSA Contract SIN #711-11</div>	Dimensions			COM	\$1,217	
		Overall	D 30 ¾	W 30 ¾	H 17	A	\$1,249
		Upholstery		Shipping		B	\$1,310
		COM Ydg	3	Ctn Wt	78	COL/C	\$1,415
		COL Sq Ft	60	Cu Ft	11	D	\$1,553
				E	\$1,689		
				F	\$1,831		
				G	\$2,037		
				H	\$2,254		
				I	\$2,595		
				J	\$3,005		
				L1	\$2,187		
				L2	\$2,431		
<div>Square Magazine Table</div> <div><div>NOW!</div></div>	<div>EN2424-17B</div> <div><div>· upholstered base</div><div>· metal spacers will match leg color</div></div> <div>GSA Contract SIN #711-11</div>	Dimensions			COM	\$1,111	
		Overall	D 24 ¾	W 24 ¾	H 17	A	\$1,132
		Upholstery		Shipping		B	\$1,172
		COM Ydg	2	Ctn Wt	58	COL/C	\$1,243
		COL Sq Ft	40	Cu Ft	8	D	\$1,334
				E	\$1,425		
				F	\$1,522		
				G	\$1,655		
				H	\$1,800		
				I	\$2,029		
				J	\$2,302		
				L1	\$1,756		
				L2	\$1,920		
<div>Square End Table</div> <div><div>NOW!</div></div>	<div>EN2424-22B</div> <div><div>· upholstered base</div><div>· metal spacers will match leg color</div></div> <div>GSA Contract SIN #711-11</div>	Dimensions			COM	\$1,117	
		Overall	D 24 ¾	W 24 ¾	H 22	A	\$1,140
		Upholstery		Shipping		B	\$1,182
		COM Ydg	2 ½	Ctn Wt	65	COL/C	\$1,257
		COL Sq Ft	43	Cu Ft	10	D	\$1,353
				E	\$1,449		
				F	\$1,553		
				G	\$1,696		
				H	\$1,851		
				I	\$2,091		
				J	\$2,381		
				L1	\$1,801		
				L2	\$1,976		

## To Order, Specify:

- Model Number
- Wood Species - Maple (M)
- Wood Finish
- Fabric Selection - vendor, pattern and color
- Leg Style and Color
- Metal Color - Black Sandtex (BSX) or Stardust Silver (STS)
- Optional Coordinating Wood Grain Laminate Available on Table top - no upcharge. Finishes with an asterisk have a coordinating laminate available.

## 3 Wood Finish Options:

<b>Maple</b>	
ALM Ale Medium	FLX Flax
AUB Auburn	HRV Harvest*
BRL Barley	LGC Legacy
BBM Bourbon Medium	MCH Mocha*
BRM Brighton Medium	NTO Night Owl*
BUT Butterscotch	PRL Praline*
CIN Cinnamon	SAF Saffron
CLA Classic	SIE Sienna*
CLL Collectors*	TOF Toffee
EAR Earthy	TRF Truffle*
ESP Espresso	VEN Venetian

\*finishes with coordinating laminate top option



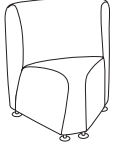
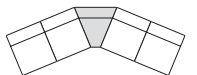

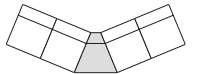
## Specifications

- Wood species - Maple veneer.
- Table tops are ¾" thick.
- Upholstered bases have 4 ½" high density polyurethane foam.
- Plywood construction with spiral grooved solid wood dowels, glue and screws.
- Tables ship KD; some assembly required.
- Standard with nylon glides.

When ordering Quickship products, place a "Q" in front of model number.  
 Example: QEN9210W

**Need it.**  
 JSI Quickship

- See a selection of graded in fabric manufacturers and patterns on pages 20-28 Contact Customer Service for additional fabric options.

Description	1 Model	Specifications	List Price Per Grade																								
<b>Armless Lounge</b>   <b>Front</b>	<b>EN9210</b> <ul style="list-style-type: none"> <li>optional tilt-out power available; specify right or left (as seated in unit); see page 305 for more details</li> <li>optional easy mobility package - add \$136 list</li> <li>optional rotating tablet arm - see page 302; specify right (EN9230T-R) or left (EN9230T-L)</li> </ul>	<table> <tr> <th>Dimensions</th><th>D</th><th>W</th><th>H</th></tr> <tr> <td>Overall</td><td>29</td><td>23 ½</td><td>32</td></tr> <tr> <td>Seat</td><td>20 ½</td><td>23 ½</td><td>18</td></tr> <tr> <th>Upholstery</th><th colspan="3">Shipping</th></tr> <tr> <td>COM Ydg</td><td>3</td><td>Ctn Wt</td><td>50</td></tr> <tr> <td>COL Sq Ft</td><td>60</td><td>Cu Ft</td><td>14</td></tr> </table>	Dimensions	D	W	H	Overall	29	23 ½	32	Seat	20 ½	23 ½	18	Upholstery	Shipping			COM Ydg	3	Ctn Wt	50	COL Sq Ft	60	Cu Ft	14	<b>COM</b> \$1,173 <b>A</b> \$1,205 <b>B</b> \$1,265 <b>COL/C</b> \$1,372 <b>D</b> \$1,506 <b>E</b> \$1,643 <b>F</b> \$1,788 <b>G</b> \$1,991 <b>H</b> \$2,208 <b>I</b> \$2,550 <b>J</b> \$2,958 <b>L1</b> \$2,141 <b>L2</b> \$2,387
Dimensions	D	W	H																								
Overall	29	23 ½	32																								
Seat	20 ½	23 ½	18																								
Upholstery	Shipping																										
COM Ydg	3	Ctn Wt	50																								
COL Sq Ft	60	Cu Ft	14																								
<b>45° Armless Lounge</b>   <b>Front</b>	<b>EN9211</b> <ul style="list-style-type: none"> <li>45° inside angle seat</li> <li>two units joined - 90° unit</li> <li>casters not recommended</li> <li>tilt-out power not available</li> </ul>	<table> <tr> <th>Dimensions</th><th>D</th><th>W</th><th>H</th></tr> <tr> <td>Overall</td><td>29</td><td>26 ½</td><td>32</td></tr> <tr> <td>Seat</td><td>20 ½</td><td>23 ½</td><td>18</td></tr> <tr> <th>Upholstery</th><th colspan="3">Shipping</th></tr> <tr> <td>COM Ydg</td><td>3 ¼</td><td>Ctn Wt</td><td>44</td></tr> <tr> <td>COL Sq Ft</td><td>65</td><td>Cu Ft</td><td>14</td></tr> </table>	Dimensions	D	W	H	Overall	29	26 ½	32	Seat	20 ½	23 ½	18	Upholstery	Shipping			COM Ydg	3 ¼	Ctn Wt	44	COL Sq Ft	65	Cu Ft	14	<b>COM</b> \$1,120 <b>A</b> \$1,154 <b>B</b> \$1,218 <b>COL/C</b> \$1,334 <b>D</b> \$1,481 <b>E</b> \$1,630 <b>F</b> \$1,787 <b>G</b> \$2,008 <b>H</b> \$2,242 <b>I</b> \$2,612 <b>J</b> \$3,055 <b>L1</b> \$2,169 <b>L2</b> \$2,433
Dimensions	D	W	H																								
Overall	29	26 ½	32																								
Seat	20 ½	23 ½	18																								
Upholstery	Shipping																										
COM Ydg	3 ¼	Ctn Wt	44																								
COL Sq Ft	65	Cu Ft	14																								
<b>45° Armless Lounge</b>   <b>Front</b>	<b>EN9212</b> <ul style="list-style-type: none"> <li>45° outside angle seat</li> <li>two units joined - 90° unit</li> <li>casters not recommended</li> <li>tilt-out power not available</li> </ul>	<table> <tr> <th>Dimensions</th><th>D</th><th>W</th><th>H</th></tr> <tr> <td>Overall</td><td>29</td><td>26 ½</td><td>32</td></tr> <tr> <td>Seat</td><td>20 ½</td><td>23 ½</td><td>18</td></tr> <tr> <th>Upholstery</th><th colspan="3">Shipping</th></tr> <tr> <td>COM Ydg</td><td>3 ¼</td><td>Ctn Wt</td><td>44</td></tr> <tr> <td>COL Sq Ft</td><td>65</td><td>Cu Ft</td><td>14</td></tr> </table>	Dimensions	D	W	H	Overall	29	26 ½	32	Seat	20 ½	23 ½	18	Upholstery	Shipping			COM Ydg	3 ¼	Ctn Wt	44	COL Sq Ft	65	Cu Ft	14	<b>COM</b> \$1,120 <b>A</b> \$1,154 <b>B</b> \$1,218 <b>COL/C</b> \$1,334 <b>D</b> \$1,481 <b>E</b> \$1,630 <b>F</b> \$1,787 <b>G</b> \$2,008 <b>H</b> \$2,242 <b>I</b> \$2,612 <b>J</b> \$3,055 <b>L1</b> \$2,169 <b>L2</b> \$2,433
Dimensions	D	W	H																								
Overall	29	26 ½	32																								
Seat	20 ½	23 ½	18																								
Upholstery	Shipping																										
COM Ydg	3 ¼	Ctn Wt	44																								
COL Sq Ft	65	Cu Ft	14																								

### To Order, Specify:

- Model Number
- Wood Species - Maple (M)
- Wood Finish
- Fabric Selection - vendor, pattern and color
- Leg Style and Color
- Metal Color - Black Sandtex (BSX) or Stardust Silver (STS)
- Optional Easy Mobility Package - add \$136 list per chair; available on any single seat, non-wedge lounge

### 3 Wood Finish Options:

Maple	
ALM	Ale Medium
AUB	Auburn
BRL	Barley
BBM	Bourbon Medium
BRM	Brighton Medium
BUT	Butterscotch
CIN	Cinnamon
CLA	Classic
CLL	Collectors*
EAR	Earthy
ESP	Espresso
FLX	Flax
HRV	Harvest*
LGC	Legacy
MCH	Mocha*
NTO	Night Owl*
PRL	Praline*
SAF	Saffron
SIE	Sienna*
TOF	Toffee
TRF	Truffle*
VEN	Venetian

\*finishes with coordinating laminate top option


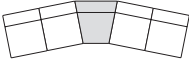
### Specifications


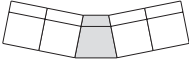
- Wood species - Maple.
- Seat has 8 ½" high density polyurethane foam.
- Back has 7 ½" high density polyurethane foam.
- Plywood construction with spiral grooved solid wood dowels, glue and screws.
- Linking bracket included.
- Some assembly required.
- Standard with nylon glides.

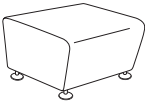
When ordering Quickship products, place a "Q" in front of model number.  
Example: QEN9210W

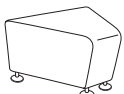
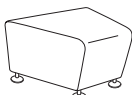
**NOW!**  
Need it.  
JSI Quickship

- See a selection of graded in fabric manufacturers and patterns on pages 20-28 Contact Customer Service for additional fabric options.

Description	① Model	Specifications	List Price Per Grade																								
<b>22.5° Modular Armless Lounge</b>   <b>Front</b>	<b>EN9213</b> <ul style="list-style-type: none"> <li>· 22.5° inside angle seat</li> <li>· casters not recommended</li> <li>· tilt-out power not available</li> </ul> GSA Contract SIN #33721	<table> <tr> <th>Dimensions</th><th>D</th><th>W</th><th>H</th></tr> <tr> <td>Overall</td><td>29</td><td>26½</td><td>32</td></tr> <tr> <td>Seat</td><td>20½</td><td>23½</td><td>18</td></tr> <tr> <th colspan="2">Upholstery</th><th colspan="2">Shipping</th></tr> <tr> <td>COM Ydg</td><td>3¼</td><td>Ctn Wt</td><td>44</td></tr> <tr> <td>COL Sq Ft</td><td>65</td><td>Cu Ft</td><td>14</td></tr> </table>	Dimensions	D	W	H	Overall	29	26½	32	Seat	20½	23½	18	Upholstery		Shipping		COM Ydg	3¼	Ctn Wt	44	COL Sq Ft	65	Cu Ft	14	<b>COM \$1,252</b> <b>A \$1,286</b> <b>B \$1,350</b> <b>COL/C \$1,464</b> <b>D \$1,611</b> <b>E \$1,760</b> <b>F \$1,916</b> <b>G \$2,138</b> <b>H \$2,373</b> <b>I \$2,743</b> <b>J \$3,185</b> <b>L1 \$2,301</b> <b>L2 \$2,566</b>
Dimensions	D	W	H																								
Overall	29	26½	32																								
Seat	20½	23½	18																								
Upholstery		Shipping																									
COM Ydg	3¼	Ctn Wt	44																								
COL Sq Ft	65	Cu Ft	14																								

<b>22.5° Modular Armless Lounge</b>   <b>Front</b>	<b>EN9214</b> <ul style="list-style-type: none"> <li>· 22.5° outside angle seat</li> <li>· casters not recommended</li> <li>· tilt-out power not available</li> </ul> GSA Contract SIN #33721	<table> <tr> <th>Dimensions</th><th>D</th><th>W</th><th>H</th></tr> <tr> <td>Overall</td><td>29</td><td>26½</td><td>32</td></tr> <tr> <td>Seat</td><td>20½</td><td>23½</td><td>18</td></tr> <tr> <th colspan="2">Upholstery</th><th colspan="2">Shipping</th></tr> <tr> <td>COM Ydg</td><td>3¼</td><td>Ctn Wt</td><td>44</td></tr> <tr> <td>COL Sq Ft</td><td>65</td><td>Cu Ft</td><td>14</td></tr> </table>	Dimensions	D	W	H	Overall	29	26½	32	Seat	20½	23½	18	Upholstery		Shipping		COM Ydg	3¼	Ctn Wt	44	COL Sq Ft	65	Cu Ft	14	<b>COM \$1,252</b> <b>A \$1,286</b> <b>B \$1,350</b> <b>COL/C \$1,464</b> <b>D \$1,611</b> <b>E \$1,760</b> <b>F \$1,916</b> <b>G \$2,138</b> <b>H \$2,373</b> <b>I \$2,743</b> <b>J \$3,185</b> <b>L1 \$2,301</b> <b>L2 \$2,566</b>
Dimensions	D	W	H																								
Overall	29	26½	32																								
Seat	20½	23½	18																								
Upholstery		Shipping																									
COM Ydg	3¼	Ctn Wt	44																								
COL Sq Ft	65	Cu Ft	14																								

<b>Bench</b> 	<b>EN9710</b> <ul style="list-style-type: none"> <li>· optional tilt-out power available; specify right or left (as seated in unit); see page 305 for more details</li> <li>· tilt-out power can be installed on either side of the unit, cannot be installed in the front or back</li> <li>· to be used for straight connections only, cannot make a 90° turn</li> <li>· optional casters available, specify when ordering</li> <li>· optional rotating tablet arm - see page 302; specify right (EN9230T-R) or left (EN9230T-L)</li> </ul> GSA Contract SIN #33721	<table> <tr> <th>Dimensions</th><th>D</th><th>W</th><th>H</th></tr> <tr> <td>Overall</td><td>25½</td><td>23½</td><td>17</td></tr> <tr> <th colspan="2">Upholstery</th><th colspan="2">Shipping</th></tr> <tr> <td>COM Ydg</td><td>2</td><td>Ctn Wt</td><td>43</td></tr> <tr> <td>COL Sq Ft</td><td>40</td><td>Cu Ft</td><td>8</td></tr> </table>	Dimensions	D	W	H	Overall	25½	23½	17	Upholstery		Shipping		COM Ydg	2	Ctn Wt	43	COL Sq Ft	40	Cu Ft	8	<b>COM \$797</b> <b>A \$819</b> <b>B \$859</b> <b>COL/C \$928</b> <b>D \$1,021</b> <b>E \$1,111</b> <b>F \$1,208</b> <b>G \$1,342</b> <b>H \$1,488</b> <b>I \$1,717</b> <b>J \$1,988</b> <b>L1 \$1,443</b> <b>L2 \$1,606</b>
Dimensions	D	W	H																				
Overall	25½	23½	17																				
Upholstery		Shipping																					
COM Ydg	2	Ctn Wt	43																				
COL Sq Ft	40	Cu Ft	8																				

Description	1 Model	Specifications	List Price Per Grade																				
<b>45° Bench</b> 	<b>EN9711</b> • 45° angle single seat • two units joined - 90° unit • casters and tilt out power not available  GSA Contract SIN #33721	<table> <tr> <th>Dimensions</th><th>D</th><th>W</th><th>H</th></tr> <tr> <td>Overall</td><td>25 1/2</td><td>27</td><td>17</td></tr> <tr> <th>Upholstery</th><th colspan="3">Shipping</th></tr> <tr> <td>COM Ydg</td><td>2</td><td>Ctn Wt</td><td>41</td></tr> <tr> <td>COL Sq Ft</td><td>40</td><td>Cu Ft</td><td>8</td></tr> </table>	Dimensions	D	W	H	Overall	25 1/2	27	17	Upholstery	Shipping			COM Ydg	2	Ctn Wt	41	COL Sq Ft	40	Cu Ft	8	COM \$766 A \$788 B \$827 COL/C \$897 D \$990 E \$1,080 F \$1,176 G \$1,311 H \$1,457 I \$1,684 J \$1,957 L1 \$1,411 L2 \$1,574
Dimensions	D	W	H																				
Overall	25 1/2	27	17																				
Upholstery	Shipping																						
COM Ydg	2	Ctn Wt	41																				
COL Sq Ft	40	Cu Ft	8																				
<b>22.5° Bench</b> 	<b>EN9713</b> • 22.5° angle single seat • casters and tilt out power not available  GSA Contract SIN #33721	<table> <tr> <th>Dimensions</th><th>D</th><th>W</th><th>H</th></tr> <tr> <td>Overall</td><td>25 1/2</td><td>26 1/2</td><td>17</td></tr> <tr> <th>Upholstery</th><th colspan="3">Shipping</th></tr> <tr> <td>COM Ydg</td><td>2</td><td>Ctn Wt</td><td>41</td></tr> <tr> <td>COL Sq Ft</td><td>40</td><td>Cu Ft</td><td>8</td></tr> </table>	Dimensions	D	W	H	Overall	25 1/2	26 1/2	17	Upholstery	Shipping			COM Ydg	2	Ctn Wt	41	COL Sq Ft	40	Cu Ft	8	COM \$856 A \$877 B \$917 COL/C \$987 D \$1,080 E \$1,170 F \$1,266 G \$1,402 H \$1,546 I \$1,775 J \$2,046 L1 \$1,501 L2 \$1,665
Dimensions	D	W	H																				
Overall	25 1/2	26 1/2	17																				
Upholstery	Shipping																						
COM Ydg	2	Ctn Wt	41																				
COL Sq Ft	40	Cu Ft	8																				

### To Order, Specify:

- 1 Model Number
- 2 Wood Species - Maple (M)
- 3 Wood Finish
- 4 Fabric Selection - vendor, pattern and color
- 5 Leg Style and Color
- 6 Metal Color - Black Sandtex (BSX) or Stardust Silver (STS)

### 3 Wood Finish Options:

Maple			
ALM	Ale Medium	FLX	Flax
AUB	Auburn	HRV	Harvest*
BRL	Barley	LGC	Legacy
BBM	Bourbon Medium	MCH	Mocha*
BRM	Brighton Medium	NTO	Night Owl*
BUT	Butterscotch	PRL	Praline*
CIN	Cinnamon	SAF	Saffron
CLA	Classic	SIE	Sienna*
CLL	Collectors*	TOF	Toffee
EAR	Earthy	TRF	Truffle*
ESP	Espresso	VEN	Venetian

\*finishes with coordinating laminate top option

### Specifications

- Wood species - Maple.
- Seat has 8 1/2" high density polyurethane foam.
- Back has 7 1/2" high density polyurethane foam.
- Plywood construction with spiral grooved solid wood dowels, glue and screws.
- Linking bracket included.
- Some assembly required.
- Standard with nylon glides.

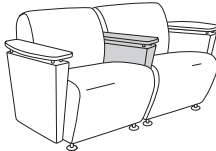
When ordering Quickship products, place a "Q" in front of model number.  
Example: QEN9210W

**NOW!**  
Need it.  
JSI Quickship

- 4 See a selection of graded in fabric manufacturers and patterns on pages 20-28 Contact Customer Service for additional fabric options.

Description	① Model	Specifications	List Price Per Grade																				
Modular End Arm (arm only)	EN9220U-R EN9220U-L <ul style="list-style-type: none"><li>· fully upholstered</li><li>· for use on right or left end (as seated in unit)</li><li>· optional tablet available on right or left arm (as seated in unit); specify when ordering and add \$366 list</li></ul>	<table><tr><th>Dimensions</th><th>D</th><th>W</th><th>H</th></tr><tr><td>Overall</td><td>23</td><td>6</td><td>25 ½</td></tr><tr><th>Upholstery</th><th colspan="3">Shipping</th></tr><tr><td>COM Ydg</td><td>1 ⅝</td><td>Ctn Wt</td><td>15</td></tr><tr><td>COL Sq Ft</td><td>33</td><td>Cu Ft</td><td>3</td></tr></table>	Dimensions	D	W	H	Overall	23	6	25 ½	Upholstery	Shipping			COM Ydg	1 ⅝	Ctn Wt	15	COL Sq Ft	33	Cu Ft	3	COM \$471 A \$487 B \$520 COL/C \$576 D \$650 E \$724 F \$802 G \$914 H \$1,031 I \$1,215 J \$1,437 L1 \$994 L2 \$1,127
		Dimensions	D	W	H																		
Overall	23	6	25 ½																				
Upholstery	Shipping																						
COM Ydg	1 ⅝	Ctn Wt	15																				
COL Sq Ft	33	Cu Ft	3																				
	GSA Contract SIN #33721																						
Modular Center Arm (arm only)	EN9221U-C <ul style="list-style-type: none"><li>· fully upholstered</li></ul>	<table><tr><th>Dimensions</th><th>D</th><th>W</th><th>H</th></tr><tr><td>Overall</td><td>23</td><td>6</td><td>25 ½</td></tr><tr><th>Upholstery</th><th colspan="3">Shipping</th></tr><tr><td>COM Ydg</td><td>1 ⅝</td><td>Ctn Wt</td><td>15</td></tr><tr><td>COL Sq Ft</td><td>33</td><td>Cu Ft</td><td>3</td></tr></table>	Dimensions	D	W	H	Overall	23	6	25 ½	Upholstery	Shipping			COM Ydg	1 ⅝	Ctn Wt	15	COL Sq Ft	33	Cu Ft	3	COM \$471 A \$487 B \$520 COL/C \$576 D \$650 E \$724 F \$802 G \$914 H \$1,031 I \$1,215 J \$1,437 L1 \$994 L2 \$1,127
		Dimensions	D	W	H																		
Overall	23	6	25 ½																				
Upholstery	Shipping																						
COM Ydg	1 ⅝	Ctn Wt	15																				
COL Sq Ft	33	Cu Ft	3																				
	GSA Contract SIN #33721																						
Modular End Arm (arm only)	EN9220UW-R EN9220UW-L <ul style="list-style-type: none"><li>· upholstered/wood arm</li><li>· for use on right or left end (as seated in unit)</li><li>· specify metal spacer color - Black Sandtex or Stardust Silver</li></ul>	<table><tr><th>Dimensions</th><th>D</th><th>W</th><th>H</th></tr><tr><td>Overall</td><td>23</td><td>7</td><td>24 ½</td></tr><tr><th>Upholstery</th><th colspan="3">Shipping</th></tr><tr><td>COM Ydg</td><td>1 ½</td><td>Ctn Wt</td><td>15</td></tr><tr><td>COL Sq Ft</td><td>30</td><td>Cu Ft</td><td>3</td></tr></table>	Dimensions	D	W	H	Overall	23	7	24 ½	Upholstery	Shipping			COM Ydg	1 ½	Ctn Wt	15	COL Sq Ft	30	Cu Ft	3	COM \$544 A \$560 B \$592 COL/C \$643 D \$712 E \$780 F \$851 G \$953 H \$1,062 I \$1,233 J \$1,437 L1 \$1,028 L2 \$1,151
		Dimensions	D	W	H																		
Overall	23	7	24 ½																				
Upholstery	Shipping																						
COM Ydg	1 ½	Ctn Wt	15																				
COL Sq Ft	30	Cu Ft	3																				
	GSA Contract SIN #33721																						



Description	① Model	Specifications				List Price Per Grade	
<div>Modular Center Arm (arm only)</div> <div></div>	<div>EN9221UW-C</div> <div><div>· upholstered/wood</div><div>· specify metal spacer color - Black Sandtex or Stardust Silver</div></div> <div>GSA Contract SIN #33721</div>	Dimensions	D	W	H	COM	\$544
		Overall	23	6	24 ½	A	\$560
		Upholstery	Shipping			B	\$592
		COM Ydg	1 ½	Ctn Wt	15	COL/C	\$643
		COL Sq Ft	30	Cu Ft	3	D	\$712
						E	\$780
						F	\$851
						G	\$953
						H	\$1,062
						I	\$1,233
				J	\$1,437		
				L1	\$1,028		
				L2	\$1,151		

## To Order, Specify:

- 1 Model Number
- 2 Wood Species - Maple (M)
- 3 Wood Finish
- 4 Fabric Selection - vendor, pattern and color
- 5 Leg Style and Color
- 6 Metal Color - Black Sandtex (BSX) or Stardust Silver (STS)
- 7 Optional Coordinating Wood Grain Laminate Available on Wood Cap Arms or Tablet - no upcharge. Finishes with an asterisk have a coordinating laminate available.

## 3 Wood Finish Options:

<b>Maple</b>			
ALM	Ale Medium	FLX	Flax
AUB	Auburn	HRV	Harvest*
BRL	Barley	LGC	Legacy
BBM	Bourbon Medium	MCH	Mocha*
BRM	Brighton Medium	NTO	Night Owl*
BUT	Butterscotch	PRL	Praline*
CIN	Cinnamon	SAF	Saffron
CLA	Classic	SIE	Sienna*
CLL	Collectors*	TOF	Toffee
EAR	Earthy	TRF	Truffle*
ESP	Espresso	VEN	Venetian

\*finishes with coordinating laminate top option

## Specifications

- Wood species - Maple.
- Upholstered arms have 4 ½" high density polyurethane foam.
- Wood caps and tablet are ¾" thick
- Plywood construction with spiral grooved solid wood dowels, glue and screws.
- Some assembly required.
- Linking bracket included.

When ordering Quickship products, place a "Q" in front of model number.  
Example: QEN9210W

**NOW!**  
*Need it.*  
JSI Quickship

- 4 See a selection of graded in fabric manufacturers and patterns on pages 20-28 Contact Customer Service for additional fabric options.

Description	D	W	H	CTN WT	CU FT	① Model	List Price
Modular End Arm (arm only)	23	7	24 ½	7	2	EN9220W	\$270



- wood cap metal arm
- for use on right or left end of unit while sitting
- specify metal arm color - Black Sandtex or Stardust Silver

GSA Contract SIN #33721

Tablet Arm (arm only)	13	13	24 ½	5	2	EN9230T-R	\$281
	13	13	24 ½	5	2	EN9230T-L	\$281



EN9230T-R  
right

- attaches to right end of lounge or bench unit while sitting
- tablet features flat edge and 360° swivel
- specify metal arm color - Black Sandtex or Stardust Silver

GSA Contract SIN #33721



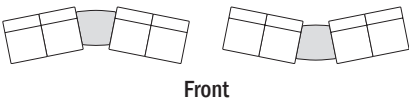
EN9230T-L  
left

22.5° Linking Table	23 ¼	16-26	17	15	3	EN22	\$731
---------------------	------	-------	----	----	---	------	-------



- 22.5° inside/outside
- attaches between lounge or bench units
- specify metal color - Black Sandtex or Stardust Silver

GSA Contract SIN #33721



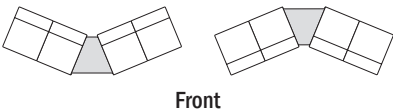
Front

45° Linking Table	22	6-25	17	15	3	EN45	\$723
-------------------	----	------	----	----	---	------	-------



- 45° inside/outside
- attaches between lounge or bench units
- specify metal color - Black Sandtex or Stardust Silver

GSA Contract SIN #33721



Front

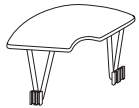
Description	D	W	H	CTN WT	CU FT	① Model	List Price
Square Linking Table	23 1/2	25	17	20	2	EN90	\$749



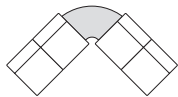
- used for straight run configurations
- attaches between lounge or bench units
- specify metal color - Black Sandtex or Stardust Silver

GSA Contract SIN #33721

90° Corner Linking Table	25	46 1/2	13 1/2	25	4	EN90CT	\$940
--------------------------	----	--------	--------	----	---	--------	-------



- 90° inside/outside
- attaches between lounge or bench units
- specify metal color - Black Sandtex or Stardust Silver



Front

GSA Contract SIN #33721

## To Order, Specify:

- ① Model Number
- ② Wood Species - Maple (M)
- ③ Wood Finish
- ④ Leg Style and Color
- ⑤ Metal Color - Black Sandtex (BSX) or Stardust Silver (STS)
- ⑥ Optional Coordinating Wood Grain Laminate Available on wood cap arms or tablet - no upcharge. Finishes with an asterisk have a coordinating laminate available

## ③ Wood Finish Options:

Maple			
ALM	Ale Medium	FLX	Flax
AUB	Auburn	HRV	Harvest*
BRL	Barley	LGC	Legacy
BBM	Bourbon Medium	MCH	Mocha*
BRM	Brighton Medium	NTO	Night Owl*
BUT	Butterscotch	PRL	Praline*
CIN	Cinnamon	SAF	Saffron
CLA	Classic	SIE	Sienna*
CLL	Collectors*	TOF	Toffee
EAR	Earthy	TRF	Truffle*
ESP	Espresso	VEN	Venetian


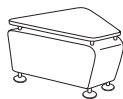

\*finishes with coordinating laminate top option

## Specifications

- Wood species - Maple.
- Wood caps and tablet are 3/4" thick.
- Plywood construction with spiral grooved solid wood dowels, glue and screws.
- Some assembly required.
- Linking bracket included.
- Standard with nylon glides.

When ordering Quickship products, place a "Q" in front of model number.  
Example: QEN9210W

**NOW!**  
*Need it.*  
JSI Quickship

Description	1 Model	Specifications				List Price Per Grade	
<b>22.5° Linking Table</b> 	<b>EN22B</b> · 22.5° upholstered linking table · attaches to lounge or bench units · metal spacers will match leg color · overall width range is 16½ - 26½ GSA Contract SIN #33721	<b>Dimensions</b>	<b>D</b>	<b>W</b>	<b>H</b>	<b>COM</b>	<b>\$940</b>
		Overall	27	26½	16	A	\$956
		<b>Upholstery</b>		<b>Shipping</b>		B	\$990
		COM Ydg	1 ⅝	Ctn Wt	46	COL/C	\$1,045
		COL Sq Ft	33	Cu Ft	8	D	\$1,119
						E	\$1,193
						F	\$1,272
						G	\$1,382
						H	\$1,500
						I	\$1,685
						J	\$1,907
						L1	\$1,463
						L2	\$1,596
<b>45° Linking Table</b> 	<b>EN45B</b> · 45° upholstered linking table · attaches to lounge or bench units · metal spacers will match leg color · overall width range is 10½ - 26½ GSA Contract SIN #33721	<b>Dimensions</b>	<b>D</b>	<b>W</b>	<b>H</b>	<b>COM</b>	<b>\$913</b>
		Overall	25½	26½	16	A	\$928
		<b>Upholstery</b>		<b>Shipping</b>		B	\$962
		COM Ydg	1 ⅝	Ctn Wt	46	COL/C	\$1,020
		COL Sq Ft	33	Cu Ft	8	D	\$1,092
						E	\$1,168
						F	\$1,245
						G	\$1,356
						H	\$1,474
						I	\$1,658
						J	\$1,879
						L1	\$1,437
						L2	\$1,569
<b>Square Linking Table</b> 	<b>EN90B</b> · used for straight run configurations · upholstered square linking table · attaches to lounge or bench units · metal spacers will match leg color GSA Contract SIN #33721	<b>Dimensions</b>	<b>D</b>	<b>W</b>	<b>H</b>	<b>COM</b>	<b>\$983</b>
		Overall	25½	23½	16	A	\$999
		<b>Upholstery</b>		<b>Shipping</b>		B	\$1,034
		COM Ydg	1 ⅝	Ctn Wt	46	COL/C	\$1,090
		COL Sq Ft	33	Cu Ft	8	D	\$1,164
						E	\$1,237
						F	\$1,315
						G	\$1,427
						H	\$1,544
						I	\$1,729
						J	\$1,950
						L1	\$1,506
						L2	\$1,641

Description	D	W	H	CTN WT	CU FT	① Model	List Price
Mini Power Tilt Out	4 ¼	5 ½		6	1	EC11	\$422



- fluid one touch tilt up access
- two power receptacles - 120 volt; 15 amp
- 72" power cord with molded plug
- drop in field installation required
- located in side panel of Encore Lounge or Bench units without arms (indicate right or left side panel as seated in the unit)
- UL listed component
- available in Silver finish

GSA Contract SIN #33721

Mini Power and USB Tilt Up	4 ¼	5 ½		6	1	EC12	\$526
----------------------------	-----	-----	--	---	---	------	-------



- fluid one touch tilt up access
- one power receptacle - 120 volt; 15 amp dual powered USB
- 72" power cord with molded plug
- drop in field installation required
- located in side panel of Encore Lounge or Bench units without arms (indicate right or left side panel as seated in the unit)
- UL listed component
- available in Silver finish

GSA Contract SIN #33721

## To Order, Specify:

- ① Model Number
- ② Wood Species - Maple (M)
- ③ Wood Finish
- ④ Fabric Selection - vendor, pattern and color
- ⑤ Leg Style and Color
- ⑥ Metal Color - Black Sandtex (BSX) or Stardust Silver (STS)
- ⑦ Optional Coordinating Wood Grain Laminate Available on Top Surface - no upcharge. Finishes with an asterisk have a coordinating laminate available

## ③ Wood Finish Options:

Maple			
ALM	Ale Medium	FLX	Flax
AUB	Auburn	HRV	Harvest*
BRL	Barley	LGC	Legacy
BBM	Bourbon Medium	MCH	Mocha*
BRM	Brighton Medium	NTO	Night Owl*
BUT	Butterscotch	PRL	Praline*
CIN	Cinnamon	SAF	Saffron
CLA	Classic	SIE	Sienna*
CLL	Collectors*	TOF	Toffee
EAR	Earthy	TRF	Truffle*
ESP	Espresso	VEN	Venetian

\*finishes with coordinating laminate top option

## Specifications

- Wood species - Maple.
- Upholstered arms have 4 ½" high density polyurethane foam.
- Table tops are ¾" thick.
- Plywood construction with spiral grooved solid wood dowels, glue and screws.
- Some assembly required.
- Linking bracket included.
- Standard with nylon glides.

When ordering Quickship products, place a "Q" in front of model number.  
Example: QEN9210W

**NOW!**  
Need it.  
JSI Quickship

- ④ See a selection of graded in fabric manufacturers and patterns on pages 20-28 Contact Customer Service for additional fabric options.

Esque Lounge Order Check List:



Specify:

☐ 1. Model Number

☐ 2. Wood Species - Maple (M)

☐ 3. Wood Finish/Color

☐ 4. Fabric Selection - vendor, pattern and color

Example:

ES1331	M	AUB	MOMENTUM	VOX	MYSTIC
(model #)	(wood species)	(finish)	(fabric vendor)	(pattern name)	(pattern color)

1. Model Number

2. Wood Species - Maple (M)

3. Wood Finish/Color Options:

ALM	Ale Medium	ESP	Espresso
AUB	Auburn	FLX	Flax
BRL	Barley	HRV	Harvest
BBM	Bourbon Medium	HEN	Henna
BRM	Brighton Medium	HNY	Honey
BRW	Brownie	LGC	Legacy
BUT	Butterscotch	MCH	Mocha
CAN	Canyon	NTO	Night Owl
CIN	Cinnamon	NUT	Nut Brown
CIT	Citron	PRL	Praline
CLA	Classic	SAF	Saffron
CLL	Collectors	SIE	Sienna
DES	Desert	TOF	Toffee
EAR	Earthy	TRF	Truffle
ECU	Ecu	VEN	Venetian

Color - Add \$36 list per item			
BKD	Backdrop	GRV	Greek Villa
BFX	Black Fox	GLF	Gulf Stream
BWH	Bright White	HTB	Heartthrob
CGP	Cargo Pants	NET	Network Gray
CHT	Chatroom	NWH	Nonchalant White
DSY	Daisy	PAR	Paradise
DRG	Daring	QXP	Quixotic Plum
DYN	Dynamo	RBZ	Relic Bronze
ENG	Enigma	SND	Sandbank
FRR	French Roast	STM	Storm
GBY	Georgian Bay	TRC	Tricorn Black

4. Fabric Selection - Please supply the following:

Fabric vendor

Pattern name

Pattern color

[For a complete list of JSI Graded-In Fabric click here](#)

When specifying contrasting upholstery, indicate clearly which upholstery is to be applied to the seat, back and arms. Use higher grade pricing.

- Indicate direction of fabric - Railroaded or Up the Roll
- Please provide illustration, if available

All COM orders must include the following:

- Vendor's name, pattern name and color
- Sample of the fabric attached to order
- Model numbers of items for fabric application
- Special application instructions (e.g., all stripes will be applied front to back unless specified otherwise)
- Customer and purchase order number

Ship prepaid COM material to:

JSI

Attn: COM Department

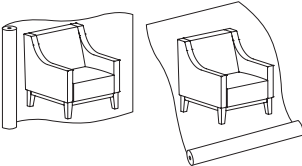
201 East Martin Street

Receiving B, Dock 71

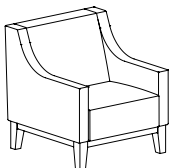
Orleans, IN 47452

Application of fabric:

Railroaded      Up the Roll



All COM orders will ship at standard lead time from receipt of COM except for orders requiring special custom matched finishes.

Description	1 Model	Specifications	List Price Per Grade																												
Club Chair	ES1331	<table> <tr> <th>Dimensions</th><th>D</th><th>W</th><th>H</th></tr> <tr> <td>Overall</td><td>32</td><td>31 ¼</td><td>34 ¼</td></tr> <tr> <td>Seat</td><td>21 ½</td><td>24</td><td>17 ½</td></tr> <tr> <td>Arm</td><td></td><td></td><td>24</td></tr> <tr> <th>Upholstery</th><th colspan="3">Shipping</th></tr> <tr> <td>COM Ydg</td><td>5</td><td>Ctn Wt</td><td>89</td></tr> <tr> <td>COL Sq Ft</td><td>115</td><td>Cu Ft</td><td>23</td></tr> </table>	Dimensions	D	W	H	Overall	32	31 ¼	34 ¼	Seat	21 ½	24	17 ½	Arm			24	Upholstery	Shipping			COM Ydg	5	Ctn Wt	89	COL Sq Ft	115	Cu Ft	23	COM \$2,731 A \$2,793 B \$2,912 COL/C \$3,122 D \$3,451 E \$3,663 F \$4,083 G \$4,532 H \$5,015 I \$5,766 J \$6,666 L1 \$4,862 L2 \$5,465
Dimensions	D	W	H																												
Overall	32	31 ¼	34 ¼																												
Seat	21 ½	24	17 ½																												
Arm			24																												
Upholstery	Shipping																														
COM Ydg	5	Ctn Wt	89																												
COL Sq Ft	115	Cu Ft	23																												
	GSA Contract SIN #33721																														

#### To Order, Specify:

- 1 Model Number
- 2 Wood Species - Maple (M)
- 3 Wood Finish/Color
- 4 Fabric Selection - vendor, pattern and color

#### 3 Wood Finish/Color Options:

<b>Maple</b>		
ALM	Ale Medium	ESP Espresso
AUB	Auburn	FLX Flax
BRL	Barley	HRV Harvest
BBM	Bourbon Medium	HEN Henna
BRM	Brighton Medium	HNY Honey
BRW	Brownie	LGC Legacy
BUT	Butterscotch	MCH Mocha
CAN	Canyon	NTD Night Owl
CIN	Cinnamon	NUT Nut Brown
CIT	Citron	PRL Praline
CLA	Classic	SAF Saffron
CLL	Collectors	SIE Sienna
DES	Desert	TOF Toffee
EAR	Earthy	TRF Truffle
ECU	Ecu	VEN Venetian

#### Color - Add \$36 list per item

BKD	Backdrop	GRV	Greek Villa
BFX	Black Fox	GLF	Gulf Stream
BWH	Bright White	HTB	Hearthrob
CGP	Cargo Pants	NET	Network Gray
CHT	Chatroom	NWH	Nonchalant White
DSY	Daisy	PAR	Paradise
DRG	Daring	QXP	Quixotic Plum
DYN	Dynamo	RBZ	Relic Bronze
ENG	Enigma	SND	Sandbank
FRR	French Roast	STM	Storm
GBY	Georgian Bay	TRC	Tricorn Black

- 4 See a selection of graded in fabric manufacturers and patterns on pages 20-28 Contact Customer Service for additional fabric options.

#### Specifications

- Base wood species - Maple.
- Frame interior is upholstery grade plywood with glued solid hardwood cross members reinforced with corner blocks.
- Seat has sinuous steel springs with high resiliency seat polyurethane foam with Dacron® wrap.
- Back has sinuous steel springs and polyurethane foam with dacron wrap.

Finn Lounge Order Check List:



- Specify:
- ☐ 1. Model Number
  - ☐ 2. Wood Species - Cherry (C), Maple (M), White Oak (WO) or Walnut (W)
  - ☐ 3. Wood Finish
  - ☐ 4. Fabric Selection - vendor, pattern and color
  - ☐ 5. Table Tops - Glass (G) or Wood (W)
  - ☐ 6. Optional Rubber Cushion Nylon Glides - no upcharge

Example:

FI2311	C	CLC	MOMENTUM	VOX	MYSTIC
(model #)	(wood species)	(finish)	(fabric vendor)	(pattern name)	(pattern color)

1. Model Number
- 
2. Wood Species - Cherry (C), Maple (M), White Oak (WO), or Walnut (W)
- 
3. Wood Finish Options:
- CLC Clear on Cherry
  - CLM Clear on Maple
  - CLK Clear on White Oak
  - CLW Clear on Walnut

4. Fabric Selection - Please supply the following:
- Fabric vendor
  - Pattern name
  - Pattern color
- [For a complete list of JSI Graded-In Fabric click here](#)
- When specifying contrasting upholstery, indicate clearly which upholstery is to be applied to the seat and back. Use higher grade pricing.
- Indicate direction of fabric - Railroaded or Up the Roll
  - Please provide illustration, if available
- All COM orders must include the following:**
- Vendor's name, pattern name and color
  - Sample of the fabric attached to order
  - Model numbers of items for fabric application
  - Special application instructions (e.g., all stripes will be applied front to back unless specified otherwise)
  - Customer and purchase order number
- Ship prepaid COM material to:

JSI

Attn: COM Department

201 East Martin Street

Receiving B, Dock 71



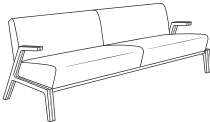
Orleans, IN 47452

Application of fabric:

Railroaded      Up the Roll

All COM orders will ship at standard lead time from receipt of COM except for orders requiring special custom matched finishes.



Description	① Model	Specifications				List Price Per Grade	
<b>Single Seat</b> 	<b>FI2311</b> · cantilever arm GSA Contract SIN #33721	<b>Dimensions</b>	<b>D</b>	<b>W</b>	<b>H</b>	<b>COM</b>	<b>\$2,577</b>
		Overall	30 ½	28	30 ¾	A	\$2,601
		Seat	20 ½	24	16 ¾	B	\$2,652
		Arm			22	COL/C	\$2,737
		<b>Upholstery</b>	<b>Shipping</b>			D	\$2,849
		COM Ydg	2 ½	Ctn Wt	36	E	\$2,962
		COL Sq Ft	58	Cu Ft	25	F	\$3,080
						G	\$3,248
						H	\$3,425
						I	\$3,706
<b>Two Seat</b> 	<b>FI2312</b> · cantilever arm GSA Contract SIN #33721	<b>Dimensions</b>	<b>D</b>	<b>W</b>	<b>H</b>	<b>COM</b>	<b>\$3,327</b>
		Overall	30 ½	51 ¾	30 ¾	A	\$3,368
		Seat	20 ½	47 ¾	16 ¾	B	\$3,447
		Arm			22	COL/C	\$3,587
		<b>Upholstery</b>	<b>Shipping</b>			D	\$3,764
		COM Ydg	4	Ctn Wt	56	E	\$3,944
		COL Sq Ft	92	Cu Ft	39	F	\$4,132
						G	\$4,400
						H	\$4,685
						I	\$5,133
<b>Three Seat</b> 	<b>FI2313</b> · cantilever arm GSA Contract SIN #33721	<b>Dimensions</b>	<b>D</b>	<b>W</b>	<b>H</b>	<b>COM</b>	<b>\$3,950</b>
		Overall	30 ½	75 ½	30 ¾	A	\$4,017
		Seat	20 ½	71 ½	16 ¾	B	\$4,144
		Arm			22	COL/C	\$4,369
		<b>Upholstery</b>	<b>Shipping</b>			D	\$4,660
		COM Ydg	6 ½	Ctn Wt	64	E	\$4,952
		COL Sq Ft	150	Cu Ft	75	F	\$5,257
						G	\$5,695
						H	\$6,160
						I	\$6,885

**To Order, Specify:**

- ① Model Number
- ② Wood Species - Cherry (C), Maple (M), White Oak (O) or Walnut (W)
- ③ Wood Finish
- ④ Fabric Selection - vendor, pattern and color
- ⑤ Optional Rubber Cushion Nylon Glides - no upcharge




**③ Wood Finish Options:**



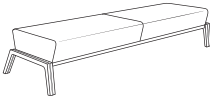
- CLC Clear on Cherry
- CLM Clear on Maple
- CLK Clear on White Oak
- CLW Clear on Walnut

- ④ See a selection of graded in fabric manufacturers and patterns on pages 20-28. Contact Customer Service for additional fabric options.

**Specifications**

- Wood species - Cherry, Maple, White Oak or Walnut in clear finish.
- Seat has 3" high density polyurethane foam and synthetic sheet webbing with cross strap reinforcement.
- Back has 1 ½" high density polyurethane foam.
- Mortise and tenon construction with corner blocks, glue and screws.
- Internal aluminum core throughout the legs and arms.
- Features fixed cushions.
- Standard with rubber cushion metal glides.

Description	① Model	Specifications				List Price Per Grade	
	<b>FI2321</b> GSA Contract SIN #33721	<b>Dimensions</b>	<b>D</b>	<b>W</b>	<b>H</b>	<b>COM</b>	<b>\$1,841</b>
		Overall	30 ½	28	30 ¾	A	\$1,866
		Seat	20 ½	24	16 ¾	B	\$1,917
		Arm				COL/C	\$2,004
		<b>Upholstery</b>		<b>Shipping</b>		D	\$2,114
		COM Ydg	2 ½	Ctn Wt	29	E	\$2,227
		COL Sq Ft	58	Cu Ft	25	F	\$2,344
						G	\$2,512
						H	\$2,691
						I	\$2,970
	<b>FI2322</b> GSA Contract SIN #33721	<b>Dimensions</b>	<b>D</b>	<b>W</b>	<b>H</b>	<b>COM</b>	<b>\$2,590</b>
		Overall	30 ½	51 ¾	30 ¾	A	\$2,630
		Seat	20 ½	47 ¾	16 ¾	B	\$2,711
		Arm				COL/C	\$2,849
		<b>Upholstery</b>		<b>Shipping</b>		D	\$3,028
		COM Ydg	4	Ctn Wt	49	E	\$3,209
		COL Sq Ft	92	Cu Ft	39	F	\$3,397
						G	\$3,665
						H	\$3,950
						I	\$4,397
	<b>FI2323</b> GSA Contract SIN #33721	<b>Dimensions</b>	<b>D</b>	<b>W</b>	<b>H</b>	<b>COM</b>	<b>\$3,210</b>
		Overall	30 ½	75 ½	30 ¾	A	\$3,275
		Seat	20 ½	71 ½	16 ¾	B	\$3,403
		Arm				COL/C	\$3,629
		<b>Upholstery</b>		<b>Shipping</b>		D	\$3,919
		COM Ydg	6 ½	Ctn Wt	68	E	\$4,211
		COL Sq Ft	150	Cu Ft	64	F	\$4,517
						G	\$4,954
						H	\$5,419
						I	\$6,145
						J	\$7,018
						L1	\$5,621
						L2	\$6,231

Description	① Model	Specifications				List Price Per Grade	
<b>Single Seat Bench</b> 	<b>FI2331</b> GSA Contract SIN #33721	<b>Dimensions</b>	<b>D</b>	<b>W</b>	<b>H</b>	COM	\$1,625
		Overall	22 ¼	28	16 ¾	A	\$1,640
		Seat	20 ½	24	16 ¾	B	\$1,670
		Arm				COL/C	\$1,723
		<b>Upholstery</b>		<b>Shipping</b>		D	\$1,789
		COM Ydg	1 ½	Ctn Wt	22	E	\$1,857
		COL Sq Ft	35	Cu Ft	13	F	\$1,928
						G	\$2,028
						H	\$2,135
						I	\$2,303
<b>Two Seat Bench</b> 	<b>FI2332</b> GSA Contract SIN #33721	<b>Dimensions</b>	<b>D</b>	<b>W</b>	<b>H</b>	COM	\$2,279
		Overall	22 ¼	51 ¾	16 ¾	A	\$2,305
		Seat	20 ½	47 ¾	16 ¾	B	\$2,356
		Arm				COL/C	\$2,443
		<b>Upholstery</b>		<b>Shipping</b>		D	\$2,554
		COM Ydg	2 ½	Ctn Wt	40	E	\$2,665
		COL Sq Ft	58	Cu Ft	20	F	\$2,783
						G	\$2,952
						H	\$3,131
						I	\$3,411
<b>Three Seat Bench</b> 	<b>FI2333</b> GSA Contract SIN #33721	<b>Dimensions</b>	<b>D</b>	<b>W</b>	<b>H</b>	COM	\$2,844
		Overall	22 ¼	75 ½	16 ¾	A	\$2,895
		Seat	20 ½	71 ½	16 ¾	B	\$2,994
		Arm				COL/C	\$3,168
		<b>Upholstery</b>		<b>Shipping</b>		D	\$3,391
		COM Ydg	5	Ctn Wt	57	E	\$3,614
		COL Sq Ft	115	Cu Ft	32	F	\$3,850
						G	\$4,186
						H	\$4,544
						I	\$5,102

**To Order, Specify:**

- ① Model Number
- ② Wood Species - Cherry (C), Maple (M), White Oak (WO) or Walnut (W)
- ③ Wood Finish
- ④ Fabric Selection - vendor, pattern and color
- ⑤ Optional Rubber Cushion Nylon Glides - no upcharge

**③ Wood Finish Options:**

- CLC Clear on Cherry
- CLM Clear on Maple
- CLK Clear on White Oak
- CLW Clear on Walnut

- ④ See a selection of graded in fabric manufacturers and patterns on pages 20-28. Contact Customer Service for additional fabric options.

**Specifications**

- Wood species - Cherry, Maple, White Oak or Walnut in clear finish.
- Seat has 3" high density polyurethane foam and synthetic sheet webbing with cross strap reinforcement.
- Back has 1 ½" high density polyurethane foam.
- Mortise and tenon construction with corner blocks, glue and screws.
- Internal aluminum core throughout the legs and arms.
- Features fixed cushions.
- Standard with rubber cushion metal glides.

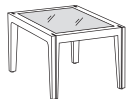
Description	D	W	H	CTN WT	CU FT	① Model	List Price
End Table	24	24	16	40	7	FI2424G	\$1,951



- glass top
- glossy low iron white back painted glass

GSA Contract SIN #33721

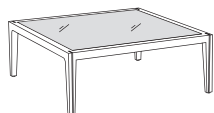
End Table	28	20	16	39	7	FI2028G	\$1,963
-----------	----	----	----	----	---	---------	---------



- glass top
- glossy low iron white back painted glass

GSA Contract SIN #33721

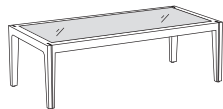
Coffee Table	42	42	16	111	20	FI4242G	\$3,333
--------------	----	----	----	-----	----	---------	---------



- glass top
- glossy low iron white back painted glass

GSA Contract SIN #33721

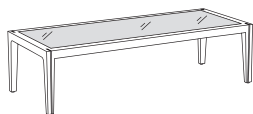
Coffee Table	24	50	16	77	14	FI2450G	\$2,688
--------------	----	----	----	----	----	---------	---------



- glass top
- glossy low iron white back painted glass

GSA Contract SIN #33721

Coffee Table	24	60	16	91	17	FI2460G	\$3,424
--------------	----	----	----	----	----	---------	---------



- glass top
- glossy low iron white back painted glass

GSA Contract SIN #33721

Description	D	W	H	CTN WT	CU FT	① Model	List Price
End Table	24	24	16	24	7	FI2424W	\$1,822



- wood top
- parquet veneer face

GSA Contract SIN #33721

End Table	28	20	16	24	7	FI2028W	\$1,845
-----------	----	----	----	----	---	---------	---------



- wood top
- parquet veneer face

GSA Contract SIN #33721

Coffee Table	42	42	16	62	20	FI4242W	\$2,599
--------------	----	----	----	----	----	---------	---------



- wood top
- parquet veneer face

GSA Contract SIN #33721

Coffee Table	24	50	16	45	14	FI2450W	\$2,273
--------------	----	----	----	----	----	---------	---------



- wood top
- parquet veneer face

GSA Contract SIN #33721

Coffee Table	24	60	16	52	17	FI2460W	\$2,886
--------------	----	----	----	----	----	---------	---------



- wood top
- parquet veneer face

GSA Contract SIN #33721

#### To Order, Specify:

- ① Model Number
- ② Wood Species - Cherry (C), Maple (M), White Oak (O) or Walnut (W)
- ③ Wood Finish
- ④ Optional Rubber Cushion Nylon Glides - no upcharge

#### ③ Wood Finish Options:

- CLC Clear on Cherry
- CLM Clear on Maple
- CLK Clear on White Oak
- CLW Clear on Walnut

#### Specifications

- Wood species - Cherry, Maple, White Oak or Walnut in clear finish.
- Internal aluminum core throughout the legs.
- Standard with nylon glides.

Finn Nu Lounge Order Check List:



Specify:

☐ 1. Model Number

☐ 2. Wood Species - Maple (M)

☐ 3. Wood Finish

☐ 4. Fabric Selection - vendor, pattern and color

☐ 5. Table Tops - Glass (G) or Wood (W)

☐ 6. Optional Rubber Cushion Nylon Glides (Seating Only) - no upcharge

Example:					
F12351	M	AUB	MOMENTUM	VOX	MYSTIC
(model #)	(wood species)	(finish)	(fabric vendor)	(pattern name)	(pattern color)

1. Model Number

2. Wood Species - Maple (M)

3. Wood Finish Options:

ALM	Ale Medium	FLX	Flax
AUB	Auburn	HRV	Harvest
BRL	Barley	LGC	Legacy
BBM	Bourbon Medium	MCH	Mocha
BRM	Brighton Medium	NTO	Night Owl
BUT	Butterscotch	PRL	Praline
CIN	Cinnamon	SAF	Saffron
CLA	Classic	SIE	Sienna
CLL	Collectors	TOF	Toffee
EAR	Earthy	TRF	Truffle
ESP	Espresso	VEN	Venetian

4. Fabric Selection - Please supply the following:

Fabric vendor

Pattern name

Pattern color

[For a complete list of JSI Graded-In Fabric click here](#)

When specifying contrasting upholstery, indicate clearly which upholstery is to be applied to the seat and back. Use higher grade pricing.

- Indicate direction of fabric - Railroaded or Up the Roll
- Please provide illustration, if available

**All COM orders must include the following:**

- Vendor's name, pattern name and color
- Sample of the fabric attached to order
- Model numbers of items for fabric application
- Special application instructions (e.g., all stripes will be applied front to back unless specified otherwise)
- Customer and purchase order number

Ship prepaid COM material to:

JSI

Attn: COM Department


201 East Martin Street

Receiving B, Dock 71



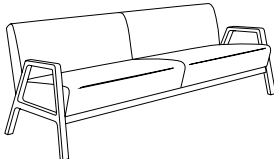
Orleans, IN 47452

Application of fabric:

Railroaded      Up the Roll



All COM orders will ship at standard lead time from receipt of COM except for orders requiring special custom matched finishes.

Description		① Model	Specifications				List Price Per Grade	
Single Seat		FI2351 · arm  GSA Contract SIN #33721	Dimensions	D	W	H	COM	\$1,368
			Overall	30 ½	27 ½	30 ¾	A	\$1,393
			Seat	20 ½	24	16 ¾	B	\$1,445
			Arm			22	COL/C	\$1,532
			Upholstery		Shipping		D	\$1,644
			COM Ydg	2 ½	Ctn Wt	36	E	\$1,754
			COL Sq Ft	58	Cu Ft	25	F	\$1,872
							G	\$2,041
							H	\$2,219
							I	\$2,499
				J	\$2,835			
				L1	\$2,298			
				L2	\$2,533			
Two Seat		FI2352 · arm  GSA Contract SIN #33721	Dimensions	D	W	H	COM	\$1,884
			Overall	30 ½	51 ¼	30 ¾	A	\$1,926
			Seat	20 ½	47 ¾	16 ¾	B	\$2,005
			Arm			22	COL/C	\$2,144
			Upholstery		Shipping		D	\$2,323
			COM Ydg	4	Ctn Wt	56	E	\$2,502
			COL Sq Ft	92	Cu Ft	39	F	\$2,689
							G	\$2,959
							H	\$3,244
							I	\$3,691
				J	\$4,227			
				L1	\$3,370			
				L2	\$3,744			
Three Seat		FI2353 · arm  GSA Contract SIN #33721	Dimensions	D	W	H	COM	\$2,402
			Overall	30 ½	75	30 ¾	A	\$2,470
			Seat	20 ½	71 ½	16 ¾	B	\$2,599
			Arm			22	COL/C	\$2,825
			Upholstery		Shipping		D	\$3,115
			COM Ydg	6 ½	Ctn Wt	64	E	\$3,406
			COL Sq Ft	150	Cu Ft	75	F	\$3,714
							G	\$4,148
							H	\$4,613
							I	\$5,341
				J	\$6,212			
				L1	\$4,817			
				L2	\$5,427			

**To Order, Specify:**

- 1 Model Number
- 2 Wood Species - Maple (M)
- 3 Wood Finish
- 4 Fabric Selection - vendor, pattern and color
- 5 Optional Rubber Cushion Nylon Glides - no upcharge

**3 Wood Finish/Color Options:**

Maple			
ALM	Ale Medium	FLX	Flax
AUB	Auburn	HRV	Harvest
BRL	Barley	LGC	Legacy
BBM	Bourbon Medium	MCH	Mocha
BRM	Brighton Medium	NTO	Night Owl
BUT	Butterscotch	PRL	Praline
CIN	Cinnamon	SAF	Saffron
CLA	Classic	SIE	Sienna
CLL	Collectors	TOF	Toffee
EAR	Earthy	TRF	Truffle
ESP	Espresso	VEN	Venetian

**Specifications**

- Wood species - Maple.
- Seat has 3" high density polyurethane foam and synthetic sheet webbing with cross strap reinforcement.
- Mortise and tenon construction with corner blocks, glue and screws
- Features fixed cushions.
- Standard with rubber cushion metal glides.

- 4 See a selection of graded in fabric manufacturers and patterns on pages 20-28 Contact Customer Service for additional fabric options.

Description	① Model	Specifications	List Price Per Grade																								
Single Seat Bench	<b>FI2371</b>	<table> <tr> <th>Dimensions</th><th>D</th><th>W</th><th>H</th></tr> <tr> <td>Overall</td><td>22 ¼</td><td>24</td><td>16 ¾</td></tr> <tr> <td>Seat</td><td>20 ½</td><td>24</td><td>16 ¾</td></tr> <tr> <th>Upholstery</th><th colspan="3">Shipping</th></tr> <tr> <td>COM Ydg</td><td>1 ½</td><td>Ctn Wt</td><td>22</td></tr> <tr> <td>COL Sq Ft</td><td>35</td><td>Cu Ft</td><td>13</td></tr> </table>	Dimensions	D	W	H	Overall	22 ¼	24	16 ¾	Seat	20 ½	24	16 ¾	Upholstery	Shipping			COM Ydg	1 ½	Ctn Wt	22	COL Sq Ft	35	Cu Ft	13	COM \$1,019 A \$1,034 B \$1,064 COL/C \$1,116 D \$1,183 E \$1,250 F \$1,321 G \$1,422 H \$1,530 I \$1,697 J \$1,897 L1 \$1,576 L2 \$1,716
Dimensions	D	W	H																								
Overall	22 ¼	24	16 ¾																								
Seat	20 ½	24	16 ¾																								
Upholstery	Shipping																										
COM Ydg	1 ½	Ctn Wt	22																								
COL Sq Ft	35	Cu Ft	13																								
Two Seat Bench	<b>FI2372</b>	<table> <tr> <th>Dimensions</th><th>D</th><th>W</th><th>H</th></tr> <tr> <td>Overall</td><td>22 ¼</td><td>47 ¾</td><td>16 ¾</td></tr> <tr> <td>Seat</td><td>20 ½</td><td>47 ¾</td><td>16 ¾</td></tr> <tr> <th>Upholstery</th><th colspan="3">Shipping</th></tr> <tr> <td>COM Ydg</td><td>2 ½</td><td>Ctn Wt</td><td>40</td></tr> <tr> <td>COL Sq Ft</td><td>58</td><td>Cu Ft</td><td>20</td></tr> </table>	Dimensions	D	W	H	Overall	22 ¼	47 ¾	16 ¾	Seat	20 ½	47 ¾	16 ¾	Upholstery	Shipping			COM Ydg	2 ½	Ctn Wt	40	COL Sq Ft	58	Cu Ft	20	COM \$1,355 A \$1,381 B \$1,431 COL/C \$1,516 D \$1,628 E \$1,740 F \$1,858 G \$2,026 H \$2,205 I \$2,485 J \$2,819 L1 \$2,282 L2 \$2,517
Dimensions	D	W	H																								
Overall	22 ¼	47 ¾	16 ¾																								
Seat	20 ½	47 ¾	16 ¾																								
Upholstery	Shipping																										
COM Ydg	2 ½	Ctn Wt	40																								
COL Sq Ft	58	Cu Ft	20																								
Three Seat Bench	<b>FI2373</b>	<table> <tr> <th>Dimensions</th><th>D</th><th>W</th><th>H</th></tr> <tr> <td>Overall</td><td>22 ¼</td><td>71 ½</td><td>16 ¾</td></tr> <tr> <td>Seat</td><td>20 ½</td><td>71 ½</td><td>16 ¾</td></tr> <tr> <th>Upholstery</th><th colspan="3">Shipping</th></tr> <tr> <td>COM Ydg</td><td>5</td><td>Ctn Wt</td><td>57</td></tr> <tr> <td>COL Sq Ft</td><td>115</td><td>Cu Ft</td><td>32</td></tr> </table>	Dimensions	D	W	H	Overall	22 ¼	71 ½	16 ¾	Seat	20 ½	71 ½	16 ¾	Upholstery	Shipping			COM Ydg	5	Ctn Wt	57	COL Sq Ft	115	Cu Ft	32	COM \$1,790 A \$1,841 B \$1,940 COL/C \$2,114 D \$2,338 E \$2,562 F \$2,797 G \$3,134 H \$3,489 I \$4,050 J \$4,719 L1 \$3,646 L2 \$4,116
Dimensions	D	W	H																								
Overall	22 ¼	71 ½	16 ¾																								
Seat	20 ½	71 ½	16 ¾																								
Upholstery	Shipping																										
COM Ydg	5	Ctn Wt	57																								
COL Sq Ft	115	Cu Ft	32																								



Description	D	W	H	CTN WT	CU FT	① Model	List Price
End Table	24	24	16	40	8	FI2424PG	\$1,393



- glass top
- glossy low iron white back painted glass

GSA Contract SIN #33721

End Table	28	20	16	39	7	FI2028PG	\$1,391
-----------	----	----	----	----	---	----------	---------



- glass top
- glossy low iron white back painted glass

GSA Contract SIN #33721

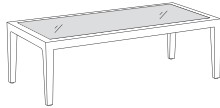
Coffee Table	42	42	16	111	21	FI4242PG	\$2,564
--------------	----	----	----	-----	----	----------	---------



- glass top
- glossy low iron white back painted glass

GSA Contract SIN #33721

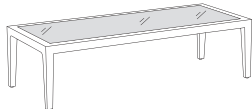
Coffee Table	24	50	16	77	15	FI2450PG	\$1,991
--------------	----	----	----	----	----	----------	---------



- glass top
- glossy low iron white back painted glass

GSA Contract SIN #33721

Coffee Table	24	60	16	91	17	FI2460PG	\$2,185
--------------	----	----	----	----	----	----------	---------



- glass top
- glossy low iron white back painted glass

GSA Contract SIN #33721

#### To Order, Specify:

- ① Model Number
- ② Wood Species - Maple (M)
- ③ Wood Finish
- ④ Fabric Selection - vendor, pattern and color
- ⑤ Optional Rubber Cushion Nylon Glides (seating only) - no upcharge

#### ③ Wood Finish/Color Options:

Maple			
ALM	Ale Medium	FLX	Flax
AUB	Auburn	HRV	Harvest
BRL	Barley	LGC	Legacy
BBM	Bourbon Medium	MCH	Mocha
BRM	Brighton Medium	NTO	Night Owl
BUT	Butterscotch	PRL	Praline
CIN	Cinnamon	SAF	Saffron
CLA	Classic	SIE	Sienna
CLL	Collectors	TOF	Toffee
EAR	Earthy	TRF	Truffle
ESP	Espresso	VEN	Venetian

- ④ See a selection of graded in fabric manufacturers and patterns on pages 20-28 Contact Customer Service for additional fabric options.

#### Specifications

- Wood species - Maple.
- Seat has 3" high density polyurethane foam and synthetic sheet webbing with cross strap reinforcement.
- Mortise and tenon construction with corner blocks, glue and screws
- Features fixed cushions.
- Standard with rubber cushion metal glides.

#### Table Specifications

- Wood species - Maple.
- Standard with nylon glides.

Description	D	W	H	CTN WT	CU FT	① Model	List Price
End Table	24	24	16	24	8	FI2424PW	\$1,211



- wood top
  - bookmatch maple veneer
- GSA Contract SIN #33721

End Table	28	20	16	24	7	FI2028PW	\$1,223
-----------	----	----	----	----	---	----------	---------




- wood top
  - bookmatch maple veneer
- GSA Contract SIN #33721

Coffee Table	42	42	16	62	21	FI4242PW	\$1,605
--------------	----	----	----	----	----	----------	---------



- wood top
  - bookmatch maple veneer
- GSA Contract SIN #33721

Coffee Table	24	50	16	45	15	FI2450PW	\$1,442
--------------	----	----	----	----	----	----------	---------



- wood top
  - bookmatch maple veneer
- GSA Contract SIN #33721

Coffee Table	24	60	16	52	17	FI2460PW	\$1,478
--------------	----	----	----	----	----	----------	---------



- wood top
  - bookmatch maple veneer
- GSA Contract SIN #33721

To Order, Specify:

- ① Model Number
- ② Wood Species - Maple (M)
- ③ Wood Finish

③ Wood Finish/Color Options:

Maple	
ALM	Ale Medium
AUB	Auburn
BRL	Barley
BBM	Bourbon Medium
BRM	Brighton Medium
BUT	Butterscotch
CIN	Cinnamon
CLA	Classic
CLL	Collectors
EAR	Earthy
ESP	Espresso
FLX	Flax
HRV	Harvest
LGC	Legacy
MCH	Mocha
NTO	Night Owl
PRL	Praline
SAF	Saffron
SIE	Sienna
TOF	Toffee
TRF	Truffle
VEN	Venetian

Specifications

- Wood species - Maple.
- Standard with nylon glides.




Florette Order Check List:



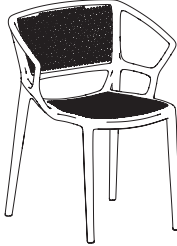
Specify:  
☐ 1. Model Number  
☐ 2. Seat and Back Plastic Color

Example:  
613A-1 | SRM  
(model #) | (seat & back color)

- 1. Model Number
- 2. Seat and Back Plastic Color Options  
(seat and back will be same color):
  - EWM Extra White
  - BBM Balanced Beige
  - IOG Iron Ore Gray
  - RFB Refuge Blue
  - SRM Stop Red

Description	① Model	Specifications				List Price	
	<b>613A-1 for single</b> <b>613A-4 for set of 4</b> <ul style="list-style-type: none"><li>• single seat, with armless</li><li>• made from fiberglass-filled polypropylene</li><li>• stacks four high from the floor</li><li>• non-fading weather resistant material up to five years</li><li>• five year warranty</li><li>• sold in sets of four of the same color</li><li>• perforated seat and back</li></ul> <div>Excluded from GSA Contract</div>	Dimensions	D	W	H	\$292 for 1 \$946 for 4	
		Overall	20	20 ½	31		
		Seat	18 ¼	16 ½	18		
		Colors	Shipping		QTY 1	QTY 4	
		Extra White	Weight		8	32	
		Iron Ore Gray	Ctn Wt		13	37	
		Refuge Blue	Cu Ft		10	13	
		Stop Red					
		Tony Taupe					

Florette



611A-1 for single

611A-4 for set of 4

- single seat, with arms
- made from fiberglass-filled polypropylene
- stacks four high from the floor
- non-fading weather resistant material up to five years
- five year warranty
- sold in sets of four of the same color
- perforated seat and back

Excluded from GSA Contract

Dimensions	D	W	H
Overall	20	23 ½	31
Seat	18 ¼	16 ½	18
Colors	Shipping	QTY 1	QTY 4
Extra White	Weight	9	36
Iron Ore Gray	Ctn Wt	14	41
Refuge Blue	Cu Ft	11	15
Stop Red			
Tony Taupe			

\$313 for 1

\$1,028 for 4

**To Order, Specify:**

① Model Number

② Color

Garvey R5 Order Check List:



**Specify:**

☐ 1. Model Number

☐ 2. Fabric Selection - vendor, pattern and color

☐ 3. Arm Selection:

A. Polished Aluminum Arms (PAA) - no upcharge

B. Polished Aluminum Arms with Arm Cap (PAC) - add \$71 list or \$172 list depending on base model

C. Adjustable T Arms (ATA) - no upcharge

D. Polyurethane C Arms (CPU) - add \$71 list

☐ 4. Control Selection:

A. Swivel Tilt (SWT) - no upcharge

B. Synchro (SNC) - add \$135 list

C. Synchro with Seat Slide (SCC) - add \$171 list

☐ 5. 5 Star Base Selection:

A. Black Nylon (BL) - no upcharge

B. Polished Aluminum (PA) - add \$99 list

☐ 6. Caster Selection:

A. Black (BLK) - no upcharge

B. Premium Polished Trim Gray Dual Wheel Soft Urethane (PPG) - add \$318 list

Example:

GV2105 (model #)	MOMENTUM (fabric vendor)	CANTER EPU (pattern name)	FOLKSTONE GREY (pattern color)	PAA (arm)	SWT (control)	BL (base)	BLK (caster)
---------------------	-----------------------------	------------------------------	-----------------------------------	--------------	------------------	--------------	-----------------

1. Model Number

2. Fabric Selection - Please supply the following:

- Vendor name
- Pattern name
- Pattern color

For a complete list of JSI Graded-In Fabric click here

When specifying contrasting upholstery, indicate clearly which upholstery is to be applied to the seat, back and arms. Use higher grade pricing.

- Indicate direction of fabric - Railroaded or Up the Roll
- Please provide illustration, if available

All COM orders must include the following:

- Vendor's name, pattern name and color
- Sample of the fabric attached to order
- Model numbers of items for fabric application
- Special application instructions (e.g., all stripes will be applied front to back unless specified otherwise)
- Customer and purchase order number

Ship prepaid COM material to:


JSI

Attn: COM Department

201 East Martin Street

Receiving B, Dock 71

Orleans, IN 47452



All COM orders will ship at standard lead time from receipt of COM except for orders requiring special custom matched finishes.

3. Arm Selection:

- Polished Aluminum Arms (PAA) - no upcharge
- Polished Aluminum Arms with Arm Cap (PAC) - add \$71 list or \$172 list depending on base model
- Adjustable T Arms (ATA) - no upcharge
- Polyurethane C Arms (CPU) - add \$71 list

4. Control Selection:


- Swivel Tilt (SWT) - no upcharge
- Synchro (SNC) - add \$135 list
- Synchro with Seat Slide (SSC) - add \$171 list


5. 5 Star Base Selection:

- Black Nylon (BL) - no upcharge
- Polished Aluminum (PA) - add \$99 list

6. Caster Selection:

- Black (BLK) - no upcharge
- Premium Polished Trim Gray Dual Wheel Soft Urethane (PPG) - add \$318 list

Description	1 Model	Specifications	List Price Per Grade
<b>Garvey Back Style - Executive High Back</b> 	<b>GV2105</b> <ul style="list-style-type: none"> <li>unique curved back detail molds around the loop arm</li> <li>specify arm: polished aluminum arms or polished aluminum arms with arm cap</li> <li>specify control: swivel tilt or synchro tilt control</li> <li>specify 5 star base: black nylon or polished aluminum base</li> <li>specify caster: black or premium polished trim grey dual wheel soft urethane caster</li> </ul>	<b>Dimensions</b>	COM \$1,196
		Overall 26 25 42-45 1/2	A \$1,216
		Seat 20 20 1/2 18-21 1/2	B \$1,256
		Arm 25-30	C \$1,325
		<b>Upholstery</b>	D \$1,414
		<b>Shipping</b>	E \$1,503
		Ydg 2 1/4 Ctn Wt 60	F \$1,641
		Sq Ft 41 1/2 Cu Ft 20	G \$1,789
			H \$1,947
			I \$2,193
			J \$2,490
			L1 \$1,897
			L2 \$2,095
	GSA Contract SIN #33721		

<b>Garvey Back Style - Management Mid Back</b> 	<b>GV2100</b> <ul style="list-style-type: none"> <li>unique curved back detail molds around the loop arm</li> <li>specify arm: polished aluminum arms or polished aluminum arms with arm cap</li> <li>specify control: swivel tilt or synchro tilt control</li> <li>specify 5 star base: black nylon or polished aluminum base</li> <li>specify caster: black or premium polished trim grey dual wheel soft urethane caster</li> </ul>	<b>Dimensions</b>	COM \$1,164
		Overall 26 25 38-41 1/2	A \$1,182
		Seat 20 20 1/2 18-21 1/2	B \$1,217
		Arm 25-30	C \$1,279
		<b>Upholstery</b>	D \$1,358
		<b>Shipping</b>	E \$1,437
		Ydg 2 Ctn Wt 55	F \$1,559
		Sq Ft 41 1/4 Cu Ft 18	G \$1,691
			H \$1,831
			I \$2,051
			J \$2,314
			L1 \$1,787
			L2 \$1,963
	GSA Contract SIN #33721		

### To Order, Specify:

- 1 Model Number
- 2 Fabric Selection - vendor, pattern and color
- 3 Arms - Polished Aluminum Arms (PAA) - no upcharge;  
Polished Aluminum Arms with Arm Cap (PAC) add \$71 list
- 4 Control - Swivel Tilt (SWT) no upcharge;  
Synchro (SNC) add \$135 list
- 5 Base - Black Nylon (BL) - no upcharge;  
Polished Aluminum (PA) - add \$99 list
- 6 Caster - Black (BLK) - no upcharge;  
Premium Polished Trim Gray Dual Wheel Soft Urethane (PPG) - add \$318 list

- 2 See a selection of graded in fabric manufacturers and patterns on pages 20-28. Contact Customer Service for additional fabric options.

When ordering Quickship products, place a "Q" in front of model number.  
Example: QGV2105

**NOW!**  
Need it.  
JSI Quickship







Gatsby Order Check List:



**Specify:**

- ☐ 1. Model Number
- ☐ 2. Wood Species - Maple (M)
- ☐ 3. Wood Finish
- ☐ 4. Fabric Selection - vendor, pattern and color
- ☐ 5. Optional Black Anti-Microbial Polyurethane Arm Caps
  - A. Single Seat - add \$106 list
  - B. Two Seat Tandem - add \$158 list
  - C. Three Seat Tandem - add \$209 list
  - D. Four Seat Tandem - add \$261 list
- ☐ 6. Optional Rubber Cushion Nylon Glides - no upcharge

**Example:**

GT4901E	M	AUB	MOMENTUM	VOX	MYSTIC
(model #)	(wood species)	(finish)	(fabric vendor)	(pattern name)	(pattern color)

**1. Model Number**

---

**2. Wood Species - Maple (M)**

---

**3. Wood Finish Options:**

CAG	Aged Ash Coordinate	CGR	Graphite Coordinate
ALM	Ale Medium	HRV	Harvest
AUB	Auburn	CHL	High Line Coordinate
BRL	Barley	CKC	Khaki Coordinate
CBE	Blonde Echo Coordinate	LGC	Legacy
BBM	Bourbon Medium	MCH	Mocha
CBZ	Brazilwood Coordinate	NTO	Night Owl
BRM	Brighton Medium	COA	Oatmeal Cookie Coordinate
BUT	Butterscotch	CPI	Pinnacle Walnut Coordinate
CIN	Cinnamon	PRL	Praline
CLA	Classic	SAF	Saffron
CCF	Coffee Coordinate	SIE	Sienna
CLL	Collectors	CST	Studio Teak Coordinate
CCR	Cremello Coordinate	TOF	Toffee
EAR	Earthy	TRF	Truffle
ESP	Espresso	VEN	Venetian
FLX	Flax	CVI	Vintage Coordinate
CFL	Florence Walnut Coordinate	CWH	Walnut Heights Coordinate
CFO	Fossil Coordinate	CWE	Weathered Ash Coordinate

**4. Fabric Selection - Please supply the following:**

Fabric vendor  
Pattern name  
Pattern color



[For a complete list of JSI Graded-In Fabric click here](#)

When specifying contrasting upholstery, indicate clearly which upholstery is to be applied to the seat and back. Use higher grade pricing.

- Indicate direction of fabric - Railroaded or Up the Roll
- Please provide illustration, if available

**All COM orders must include the following:**


- Vendor's name, pattern name and color
- Sample of the fabric attached to order
- Model numbers of items for fabric application
- Special application instructions (e.g., all stripes will be applied front to back unless specified otherwise)
- Customer and purchase order number

<b>Ship prepaid COM material to:</b> JSI Attn: COM Department 201 East Martin Street Receiving B, Dock 71 Orleans, IN 47452	<b>Application of fabric:</b> <b>Railroaded</b>  <b>Up the Roll</b> 
--	--

All COM orders will ship at standard lead time from receipt of COM except for orders requiring special custom matched finishes.




**5. Optional Black Anti-Microbial Polyurethane Arm Caps**

- A. Single Seat - add \$106 list
- B. Two Seat Tandem - add \$158 list
- C. Three Seat Tandem - add \$209 list
- D. Four Seat Tandem - add \$261 list



**6. Optional Rubber Cushion Nylon Glides - no upcharge**

**7. Product Options - Special Finish: \$332 list upcharge**

Description	1 Model	Specifications	List Price Per Grade																								
<b>Guest Chair</b> 	<b>GT4903D</b> <ul style="list-style-type: none"> <li>upholstered seat</li> <li>fully upholstered back</li> <li>armless</li> <li>solid hardwood back frame with synthetic sheet webbing and ¾" high density polyurethane foam</li> <li>pre-drilled to accept linking kit, see page 99 for kit</li> </ul>	<table> <tr> <th>Dimensions</th><th>D</th><th>W</th><th>H</th></tr> <tr> <td>Overall</td><td>24 ½</td><td>22 ⅞</td><td>35 ⅜</td></tr> <tr> <td>Seat</td><td>18 ½</td><td>20</td><td>19</td></tr> <tr> <th colspan="2">Upholstery</th><th colspan="2">Shipping</th></tr> <tr> <td>COM Ydg</td><td>1 ½</td><td>Ctn Wt</td><td>30</td></tr> <tr> <td>COL Sq Ft</td><td>27</td><td>Cu Ft</td><td>17</td></tr> </table>	Dimensions	D	W	H	Overall	24 ½	22 ⅞	35 ⅜	Seat	18 ½	20	19	Upholstery		Shipping		COM Ydg	1 ½	Ctn Wt	30	COL Sq Ft	27	Cu Ft	17	<b>COM \$819</b> <b>A \$833</b> <b>B \$859</b> <b>COL/C \$905</b> <b>D \$964</b> <b>E \$1,024</b> <b>F \$1,116</b> <b>G \$1,214</b> <b>H \$1,320</b> <b>I \$1,484</b> <b>J \$1,682</b> <b>L1 \$1,234</b> <b>L2 \$1,353</b>
Dimensions	D	W	H																								
Overall	24 ½	22 ⅞	35 ⅜																								
Seat	18 ½	20	19																								
Upholstery		Shipping																									
COM Ydg	1 ½	Ctn Wt	30																								
COL Sq Ft	27	Cu Ft	17																								
GSA Contract SIN #33721																											
<b>Guest Chair</b> 	<b>GT4903E</b> <ul style="list-style-type: none"> <li>upholstered seat</li> <li>¾ upholstered back</li> <li>armless</li> <li>solid hardwood back frame with synthetic sheet webbing and ¾" high density polyurethane foam</li> <li>pre-drilled to accept linking kit, see page 339 for kit</li> </ul>	<table> <tr> <th>Dimensions</th><th>D</th><th>W</th><th>H</th></tr> <tr> <td>Overall</td><td>24 ½</td><td>22 ⅞</td><td>35 ⅜</td></tr> <tr> <td>Seat</td><td>18 ½</td><td>20</td><td>19</td></tr> <tr> <th colspan="2">Upholstery</th><th colspan="2">Shipping</th></tr> <tr> <td>COM Ydg</td><td>1 ½</td><td>Ctn Wt</td><td>29</td></tr> <tr> <td>COL Sq Ft</td><td>27</td><td>Cu Ft</td><td>17</td></tr> </table>	Dimensions	D	W	H	Overall	24 ½	22 ⅞	35 ⅜	Seat	18 ½	20	19	Upholstery		Shipping		COM Ydg	1 ½	Ctn Wt	29	COL Sq Ft	27	Cu Ft	17	<b>COM \$812</b> <b>A \$826</b> <b>B \$852</b> <b>COL/C \$898</b> <b>D \$957</b> <b>E \$1,017</b> <b>F \$1,109</b> <b>G \$1,207</b> <b>H \$1,313</b> <b>I \$1,477</b> <b>J \$1,675</b> <b>L1 \$1,227</b> <b>L2 \$1,346</b>
Dimensions	D	W	H																								
Overall	24 ½	22 ⅞	35 ⅜																								
Seat	18 ½	20	19																								
Upholstery		Shipping																									
COM Ydg	1 ½	Ctn Wt	29																								
COL Sq Ft	27	Cu Ft	17																								
GSA Contract SIN #33721																											
<b>Guest Chair</b> 	<b>GT4903F</b> <ul style="list-style-type: none"> <li>upholstered seat</li> <li>veneer plywood back panel</li> <li>armless</li> <li>pre-drilled to accept linking kit, see page 99 for kit</li> </ul>	<table> <tr> <th>Dimensions</th><th>D</th><th>W</th><th>H</th></tr> <tr> <td>Overall</td><td>24 ½</td><td>22 ⅞</td><td>35 ⅜</td></tr> <tr> <td>Seat</td><td>18 ½</td><td>20</td><td>19</td></tr> <tr> <th colspan="2">Upholstery</th><th colspan="2">Shipping</th></tr> <tr> <td>COM Ydg</td><td>7/8</td><td>Ctn Wt</td><td>26</td></tr> <tr> <td>COL Sq Ft</td><td>16</td><td>Cu Ft</td><td>17</td></tr> </table>	Dimensions	D	W	H	Overall	24 ½	22 ⅞	35 ⅜	Seat	18 ½	20	19	Upholstery		Shipping		COM Ydg	7/8	Ctn Wt	26	COL Sq Ft	16	Cu Ft	17	<b>COM \$738</b> <b>A \$746</b> <b>B \$762</b> <b>COL/C \$788</b> <b>D \$823</b> <b>E \$858</b> <b>F \$911</b> <b>G \$969</b> <b>H \$1,030</b> <b>I \$1,126</b> <b>J \$1,241</b> <b>L1 \$980</b> <b>L2 \$1,049</b>
Dimensions	D	W	H																								
Overall	24 ½	22 ⅞	35 ⅜																								
Seat	18 ½	20	19																								
Upholstery		Shipping																									
COM Ydg	7/8	Ctn Wt	26																								
COL Sq Ft	16	Cu Ft	17																								
GSA Contract SIN #33721																											

**To Order, Specify:**

- 1 Model Number
- 2 Wood Species - Maple (M)
- 3 Wood Finish
- 4 Fabric Selection - vendor, pattern and color
- 5 Optional Rubber Cushion Nylon Glides - no upcharge

**3 Wood Finish/Color Options:****Maple**

CAG	Aged Ash Coordinate
ALM	Ale Medium
AUB	Auburn
BRL	Barley
CBE	Blonde Echo Coordinate
BBM	Bourbon Medium
CBZ	Brazilwood Coordinate
BRM	Brighton Medium
BUT	Butterscotch
CIN	Cinnamon
CLA	Classic
CCF	Coffee Coordinate
CLL	Collectors
CCR	Cremello Coordinate
EAR	Earthy
ESP	Espresso
FLX	Flax
CFL	Florence Walnut Coordinate
CFO	Fossil Coordinate

CGR	Graphite Coordinate
HRV	Harvest
CHL	High Line Coordinate
CKC	Khaki Coordinate
LGC	Legacy
MCH	Mocha
NTO	Night Owl
COA	Oatmeal Cook Coordinate
CPI	Pinnacle Walnut Coordinate
PRL	Praline
SAF	Saffron
SIE	Sienna
CST	Studio Teak Coordinate
TOF	Toffee
TRF	Truffle
VEN	Venetian
CVI	Vintage Coordinate
CWH	Walnut Heights Coordinate
CWE	Weathered Ash Coordinate

- 4 See a selection of graded in fabric manufacturers and patterns on pages 20-28 Contact Customer Service for additional fabric options.





**Specifications**


- Wood species - Maple.
- Mortise and tenon construction with corner blocks, glue and screws.
- Seat has ½" plywood with synthetic sheet webbing and 2 ½" high density polyurethane foam.
- Wall saver feature.
- Standard with rubber cushion metal glides.


When ordering Quickship products, place a "Q" in front of model number.  
Example: QGT4901D


*Need it.*  
JSI Quickship

**NOW!**

Description	1 Model	Specifications	List Price Per Grade																								
<b>Guest Chair</b> <b>NOW!</b> 	<b>GT4903G</b> <ul style="list-style-type: none"><li>· upholstered seat</li><li>· upholstered plywood back panel with ½" high density polyurethane foam</li><li>· armless</li><li>· pre-drilled to accept linking kit, see page 99 for kit</li></ul> GSA Contract SIN #33721	<table><tr><th>Dimensions</th><th>D</th><th>W</th><th>H</th></tr><tr><td>Overall</td><td>24 ½</td><td>22 ⅞</td><td>35 ⅞</td></tr><tr><td>Seat</td><td>18 ½</td><td>20</td><td>19</td></tr><tr><th colspan="2">Upholstery</th><th colspan="2">Shipping</th></tr><tr><td>COM Ydg</td><td>7/8</td><td>Ctn Wt</td><td>27</td></tr><tr><td>COL Sq Ft</td><td>16</td><td>Cu Ft</td><td>17</td></tr></table>	Dimensions	D	W	H	Overall	24 ½	22 ⅞	35 ⅞	Seat	18 ½	20	19	Upholstery		Shipping		COM Ydg	7/8	Ctn Wt	27	COL Sq Ft	16	Cu Ft	17	<b>COM \$754</b> <b>A \$762</b> <b>B \$778</b> <b>COL/C \$804</b> <b>D \$839</b> <b>E \$874</b> <b>F \$927</b> <b>G \$985</b> <b>H \$1,046</b> <b>I \$1,142</b> <b>J \$1,257</b> <b>L1 \$996</b> <b>L2 \$1,065</b>
		Dimensions	D	W	H																						
Overall	24 ½	22 ⅞	35 ⅞																								
Seat	18 ½	20	19																								
Upholstery		Shipping																									
COM Ydg	7/8	Ctn Wt	27																								
COL Sq Ft	16	Cu Ft	17																								
<b>Guest Chair</b> <b>NOW!</b> 	<b>GT4903I</b> <ul style="list-style-type: none"><li>· upholstered seat</li><li>· vertical slat back</li><li>· steam bent slats</li><li>· armless</li><li>· pre-drilled to accept linking kit, see page 99 for kit</li></ul> GSA Contract SIN #33721	<table><tr><th>Dimensions</th><th>D</th><th>W</th><th>H</th></tr><tr><td>Overall</td><td>24 ½</td><td>22 ⅞</td><td>35 ⅞</td></tr><tr><td>Seat</td><td>18 ½</td><td>20</td><td>19</td></tr><tr><th colspan="2">Upholstery</th><th colspan="2">Shipping</th></tr><tr><td>COM Ydg</td><td>7/8</td><td>Ctn Wt</td><td>26</td></tr><tr><td>COL Sq Ft</td><td>16</td><td>Cu Ft</td><td>17</td></tr></table>	Dimensions	D	W	H	Overall	24 ½	22 ⅞	35 ⅞	Seat	18 ½	20	19	Upholstery		Shipping		COM Ydg	7/8	Ctn Wt	26	COL Sq Ft	16	Cu Ft	17	<b>COM \$821</b> <b>A \$829</b> <b>B \$845</b> <b>COL/C \$871</b> <b>D \$906</b> <b>E \$941</b> <b>F \$994</b> <b>G \$1,052</b> <b>H \$1,113</b> <b>I \$1,209</b> <b>J \$1,324</b> <b>L1 \$1,063</b> <b>L2 \$1,132</b>
		Dimensions	D	W	H																						
Overall	24 ½	22 ⅞	35 ⅞																								
Seat	18 ½	20	19																								
Upholstery		Shipping																									
COM Ydg	7/8	Ctn Wt	26																								
COL Sq Ft	16	Cu Ft	17																								
<b>Guest Chair</b> <b>NOW!</b>    upholstered vertical slat back	<b>GT4903J</b> <ul style="list-style-type: none"><li>· upholstered seat</li><li>· upholstered vertical slat back</li><li>· steam bent slats with ¾" high density polyurethane foam</li><li>· armless</li><li>· pre-drilled to accept linking kit, see page 99 for kit</li></ul> GSA Contract SIN #33721	<table><tr><th>Dimensions</th><th>D</th><th>W</th><th>H</th></tr><tr><td>Overall</td><td>24 ½</td><td>22 ⅞</td><td>35 ⅞</td></tr><tr><td>Seat</td><td>18 ½</td><td>20</td><td>19</td></tr><tr><th colspan="2">Upholstery</th><th colspan="2">Shipping</th></tr><tr><td>COM Ydg</td><td>1 ½</td><td>Ctn Wt</td><td>29</td></tr><tr><td>COL Sq Ft</td><td>27</td><td>Cu Ft</td><td>17</td></tr></table>	Dimensions	D	W	H	Overall	24 ½	22 ⅞	35 ⅞	Seat	18 ½	20	19	Upholstery		Shipping		COM Ydg	1 ½	Ctn Wt	29	COL Sq Ft	27	Cu Ft	17	<b>COM \$868</b> <b>A \$882</b> <b>B \$908</b> <b>COL/C \$954</b> <b>D \$1,013</b> <b>E \$1,073</b> <b>F \$1,165</b> <b>G \$1,263</b> <b>H \$1,369</b> <b>I \$1,533</b> <b>J \$1,731</b> <b>L1 \$1,283</b> <b>L2 \$1,402</b>
		Dimensions	D	W	H																						
Overall	24 ½	22 ⅞	35 ⅞																								
Seat	18 ½	20	19																								
Upholstery		Shipping																									
COM Ydg	1 ½	Ctn Wt	29																								
COL Sq Ft	27	Cu Ft	17																								

Description		① Model	Specifications				List Price Per Grade	
Guest Chair	<div><div>NOW!</div></div>	<b>GT4901D</b> <ul style="list-style-type: none"><li>• upholstered seat</li><li>• fully upholstered back</li><li>• solid hardwood back frame with synthetic sheet webbing and ¾" high density polyurethane foam</li><li>• pre-drilled to accept linking kit, see page 339 for kit</li></ul> <div>GSA Contract SIN #33721</div>					COM	\$819
							A	\$833
							B	\$859
							COL/C	\$905
							D	\$964
							E	\$1,024
							F	\$1,116
							G	\$1,214
							H	\$1,320
							I	\$1,484
							J	\$1,682
							L1	\$1,234
							L2	\$1,353

Guest Chair	<div><div>NOW!</div></div>	<b>GT4901E</b> <ul style="list-style-type: none"><li>• upholstered seat</li><li>• ¾ upholstered back</li><li>• solid hardwood back frame with synthetic sheet webbing and ¾" high density polyurethane foam</li><li>• pre-drilled to accept linking kit, see page 339 for kit</li></ul> <div>GSA Contract SIN #33721</div>					COM	\$812
							A	\$826
							B	\$852
							COL/C	\$898
							D	\$957
							E	\$1,017
							F	\$1,109
							G	\$1,207
							H	\$1,313
							I	\$1,477
							J	\$1,675
							L1	\$1,227
							L2	\$1,346

Guest Chair	<div><div>NOW!</div></div>	<b>GT4901F</b> <ul style="list-style-type: none"><li>• upholstered seat</li><li>• veneer plywood back panel</li><li>• pre-drilled to accept linking kit, see page 339 for kit</li></ul> <div>GSA Contract SIN #33721</div>					COM	\$738
							A	\$746
							B	\$762
							COL/C	\$788
							D	\$823
							E	\$858
							F	\$911
							G	\$969
							H	\$1,030
							I	\$1,126
							J	\$1,241
							L1	\$980
							L2	\$1,049

**To Order, Specify:**

- 1 Model Number
- 2 Wood Species - Maple (M)
- 3 Wood Finish
- 4 Fabric Selection - vendor, pattern and color
- 5 Optional Black Anti-Microbial Polyurethane Arm Caps - add \$106 list
- 6 Optional Rubber Cushion Nylon Glides - no upcharge

**3 Wood Finish/Color Options:****Maple**

CAG	Aged Ash Coordinate
ALM	Ale Medium
AUB	Auburn
BRL	Barley
CBE	Blonde Echo Coordinate
BBM	Bourbon Medium
CBZ	Brazilwood Coordinate
BRM	Brighton Medium
BUT	Butterscotch
CIN	Cinnamon
CLA	Classic
CCF	Coffee Coordinate
CLL	Collectors
CCR	Cremello Coordinate
EAR	Earthy
ESP	Espresso
FLX	Flax
CFL	Florence Walnut Coordinate
CFO	Fossil Coordinate

CGR	Graphite Coordinate
HRV	Harvest
CHL	High Line Coordinate
CKC	Khaki Coordinate
LGC	Legacy
MCH	Mocha
NTO	Night Owl
COA	Oatmeal Cook Coordinate
CPI	Pinnacle Walnut Coordinate
PRL	Praline
SAF	Saffron
SIE	Sienna
CST	Studio Teak Coordinate
TOF	Toffee
TRF	Truffle
VEN	Venetian
CVI	Vintage Coordinate
CWH	Walnut Heights Coordinate
CWE	Weathered Ash Coordinate

- 4 See a selection of graded in fabric manufacturers and patterns on pages 20-28 Contact Customer Service for additional fabric options.





**Specifications**

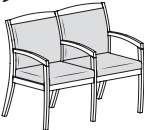
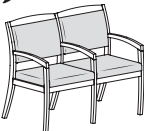

- Wood species - Maple.
- Mortise and tenon construction with corner blocks, glue and screws.
- Seat has ½" plywood with synthetic sheet webbing and 2 ½" high density polyurethane foam.
- Wall saver feature.
- Standard with rubber cushion metal glides.

When ordering Quickship products, place a "Q" in front of model number.  
 Example: QGT4901D

*Need it.*  
*JSI Quickship*

**NOW!**

Description		① Model	Specifications				List Price Per Grade	
Guest Chair	<div><div>Now!</div></div>	<b>GT4901G</b> <ul style="list-style-type: none"><li>· upholstered seat</li><li>· upholstered plywood back panel with ½" high density polyurethane foam</li><li>· pre-drilled to accept linking kit, see page 339 for kit</li></ul> <div>GSA Contract SIN #33721</div>	<b>Dimensions</b>	<b>D</b>	<b>W</b>	<b>H</b>	<b>COM</b>	<b>\$754</b>
			Overall	24 ½	22 ⅞	35 ¾	<b>A</b>	<b>\$762</b>
			Seat	18 ½	20	19	<b>B</b>	<b>\$778</b>
			Arm			25 ⅞	<b>COL/C</b>	<b>\$804</b>
			<b>Upholstery</b>		<b>Shipping</b>		<b>D</b>	<b>\$839</b>
			COM Ydg	7/8	Ctn Wt	27	<b>E</b>	<b>\$874</b>
			COL Sq Ft	16	Cu Ft	17	<b>F</b>	<b>\$927</b>
							<b>G</b>	<b>\$985</b>
							<b>H</b>	<b>\$1,046</b>
							<b>I</b>	<b>\$1,142</b>
							<b>J</b>	<b>\$1,257</b>
							<b>L1</b>	<b>\$996</b>
							<b>L2</b>	<b>\$1,065</b>
Guest Chair	<div><div>Now!</div></div>	<b>GT4901I</b> <ul style="list-style-type: none"><li>· upholstered seat</li><li>· vertical slat back</li><li>· steam bent slats</li><li>· pre-drilled to accept linking kit, see page 339 for kit</li></ul> <div>GSA Contract SIN #33721</div>	<b>Dimensions</b>	<b>D</b>	<b>W</b>	<b>H</b>	<b>COM</b>	<b>\$821</b>
			Overall	24 ½	22 ⅞	35 ¾	<b>A</b>	<b>\$829</b>
			Seat	19	20	19	<b>B</b>	<b>\$845</b>
			Arm			25 ⅞	<b>COL/C</b>	<b>\$871</b>
			<b>Upholstery</b>		<b>Shipping</b>		<b>D</b>	<b>\$906</b>
			COM Ydg	7/8	Ctn Wt	26	<b>E</b>	<b>\$941</b>
			COL Sq Ft	16	Cu Ft	17	<b>F</b>	<b>\$994</b>
							<b>G</b>	<b>\$1,052</b>
							<b>H</b>	<b>\$1,113</b>
							<b>I</b>	<b>\$1,209</b>
							<b>J</b>	<b>\$1,324</b>
							<b>L1</b>	<b>\$1,063</b>
							<b>L2</b>	<b>\$1,132</b>
Guest Chair	<div><div>Now!</div>  upholstered vertical slat back</div>	<b>GT4901J</b> <ul style="list-style-type: none"><li>· upholstered seat</li><li>· upholstered vertical slat back</li><li>· steam bent slats with ¾" high density polyurethane foam</li><li>· pre-drilled to accept linking kit, see page 339 for kit</li></ul> <div>GSA Contract SIN #33721</div>	<b>Dimensions</b>	<b>D</b>	<b>W</b>	<b>H</b>	<b>COM</b>	<b>\$868</b>
			Overall	24 ½	22 ⅞	35 ¾	<b>A</b>	<b>\$882</b>
			Seat	18 ¼	20	19	<b>B</b>	<b>\$908</b>
			Arm			25 ⅞	<b>COL/C</b>	<b>\$954</b>
			<b>Upholstery</b>		<b>Shipping</b>		<b>D</b>	<b>\$1,013</b>
			COM Ydg	1 ½	Ctn Wt	29	<b>E</b>	<b>\$1,073</b>
			COL Sq Ft	27	Cu Ft	17	<b>F</b>	<b>\$1,165</b>
							<b>G</b>	<b>\$1,263</b>
							<b>H</b>	<b>\$1,369</b>
							<b>I</b>	<b>\$1,533</b>
							<b>J</b>	<b>\$1,731</b>
							<b>L1</b>	<b>\$1,283</b>
							<b>L2</b>	<b>\$1,402</b>

Description	① Model	Specifications	List Price Per Grade																														
<div>Two Seat Tandem Guest Chair</div> <div><div>NOW!</div></div>	<div>GT4992D</div> <div><div><div>· upholstered seat</div><div>· fully upholstered back</div><div>· solid hardwood back frame with synthetic sheet webbing and ¾" high density polyurethane foam</div><div>· pre-drilled to accept linking kit, see page 339 for kit</div></div></div> <div>GSA Contract SIN #33721</div>	<table><tr><th>Dimensions</th><th>D</th><th>W</th><th>H</th></tr><tr><td>Overall</td><td>24 ½</td><td>43 ⅝</td><td>35 ⅜</td></tr><tr><td>Seat</td><td>18 ¼</td><td>20</td><td>19</td></tr><tr><td>Arm</td><td></td><td></td><td>25 ⅞</td></tr><tr><th>Upholstery</th><th colspan="3">Shipping</th></tr><tr><td>COM Ydg</td><td>3</td><td>Ctn Wt</td><td>48</td></tr><tr><td>COL Sq Ft</td><td>54</td><td>Cu Ft</td><td>25</td></tr></table>	Dimensions	D	W	H	Overall	24 ½	43 ⅝	35 ⅜	Seat	18 ¼	20	19	Arm			25 ⅞	Upholstery	Shipping			COM Ydg	3	Ctn Wt	48	COL Sq Ft	54	Cu Ft	25	<div>COM \$1,469</div> <div>A \$1,496</div> <div>B \$1,549</div> <div>COL/C \$1,641</div> <div>D \$1,759</div> <div>E \$1,878</div> <div>F \$2,062</div> <div>G \$2,259</div> <div>H \$2,470</div> <div>I \$2,799</div> <div>J \$3,194</div> <div>L1 \$2,299</div> <div>L2 \$2,536</div>		
		Dimensions	D	W	H																												
		Overall	24 ½	43 ⅝	35 ⅜																												
		Seat	18 ¼	20	19																												
		Arm			25 ⅞																												
		Upholstery	Shipping																														
		COM Ydg	3	Ctn Wt	48																												
		COL Sq Ft	54	Cu Ft	25																												
		<div>Two Seat Tandem Guest Chair</div> <div><div>NOW!</div></div>	<div>GT4992E</div> <div><div><div>· upholstered seat</div><div>· ¾ upholstered back</div><div>· solid hardwood back frame with synthetic sheet webbing and ¾" high density polyurethane foam</div><div>· pre-drilled to accept linking kit, see page 339 for kit</div></div></div> <div>GSA Contract SIN #33721</div>	<table><tr><th>Dimensions</th><th>D</th><th>W</th><th>H</th></tr><tr><td>Overall</td><td>24 ½</td><td>43 ⅝</td><td>35 ⅜</td></tr><tr><td>Seat</td><td>18 ¼</td><td>20</td><td>19</td></tr><tr><td>Arm</td><td></td><td></td><td>25 ⅞</td></tr><tr><th>Upholstery</th><th colspan="3">Shipping</th></tr><tr><td>COM Ydg</td><td>3</td><td>Ctn Wt</td><td>47</td></tr><tr><td>COL Sq Ft</td><td>54</td><td>Cu Ft</td><td>25</td></tr></table>	Dimensions	D	W	H	Overall	24 ½	43 ⅝	35 ⅜	Seat	18 ¼	20	19	Arm			25 ⅞	Upholstery	Shipping			COM Ydg	3	Ctn Wt	47	COL Sq Ft	54	Cu Ft	25	<div>COM \$1,457</div> <div>A \$1,484</div> <div>B \$1,537</div> <div>COL/C \$1,629</div> <div>D \$1,747</div> <div>E \$1,866</div> <div>F \$2,050</div> <div>G \$2,247</div> <div>H \$2,458</div> <div>I \$2,787</div> <div>J \$3,182</div> <div>L1 \$2,287</div> <div>L2 \$2,524</div>
				Dimensions	D	W	H																										
				Overall	24 ½	43 ⅝	35 ⅜																										
				Seat	18 ¼	20	19																										
Arm					25 ⅞																												
Upholstery	Shipping																																
COM Ydg	3			Ctn Wt	47																												
COL Sq Ft	54			Cu Ft	25																												
<div>Two Seat Tandem Guest Chair</div> <div><div>NOW!</div></div>	<div>GT4992F</div> <div><div><div>· upholstered seat</div><div>· veneer plywood back panel</div><div>· pre-drilled to accept linking kit, see page 339 for kit</div></div></div> <div>GSA Contract SIN #33721</div>			<table><tr><th>Dimensions</th><th>D</th><th>W</th><th>H</th></tr><tr><td>Overall</td><td>24 ½</td><td>43 ⅝</td><td>35 ⅜</td></tr><tr><td>Seat</td><td>19</td><td>20</td><td>19</td></tr><tr><td>Arm</td><td></td><td></td><td>25 ⅞</td></tr><tr><th>Upholstery</th><th colspan="3">Shipping</th></tr><tr><td>COM Ydg</td><td>1 ¾</td><td>Ctn Wt</td><td>44</td></tr><tr><td>COL Sq Ft</td><td>32</td><td>Cu Ft</td><td>25</td></tr></table>	Dimensions	D	W	H	Overall	24 ½	43 ⅝	35 ⅜	Seat	19	20	19	Arm			25 ⅞	Upholstery	Shipping			COM Ydg	1 ¾	Ctn Wt	44	COL Sq Ft	32	Cu Ft	25	<div>COM \$1,353</div> <div>A \$1,369</div> <div>B \$1,400</div> <div>COL/C \$1,453</div> <div>D \$1,522</div> <div>E \$1,592</div> <div>F \$1,699</div> <div>G \$1,814</div> <div>H \$1,937</div> <div>I \$2,129</div> <div>J \$2,359</div> <div>L1 \$1,837</div> <div>L2 \$1,975</div>
				Dimensions	D	W	H																										
				Overall	24 ½	43 ⅝	35 ⅜																										
				Seat	19	20	19																										
		Arm			25 ⅞																												
		Upholstery	Shipping																														
		COM Ydg	1 ¾	Ctn Wt	44																												
		COL Sq Ft	32	Cu Ft	25																												

**To Order, Specify:**

- Model Number
- Wood Species - Maple (M)
- Wood Finish
- Fabric Selection - vendor, pattern and color
- Optional Black Anti-Microbial Polyurethane Arm Caps
  - Single Seat - add \$106 list
  - Two Seat Tandem - add \$158 list
- Optional Rubber Cushion Nylon Glides - no upcharge

When ordering Quickship products, place a "Q" in front of model number.  
Example: QGT4901D

*Need it.*  
JSI Quickship

**3 Wood Finish/Color Options:****Maple**

CAG	Aged Ash Coordinate
ALM	Ale Medium
AUB	Auburn
BRL	Barley
CBE	Blonde Echo Coordinate
BBM	Bourbon Medium
CBZ	Brazilwood Coordinate
BRM	Brighton Medium
BUT	Butterscotch
CIN	Cinnamon
CLA	Classic
CCF	Coffee Coordinate
CLL	Collectors
CCR	Cremello Coordinate
EAR	Earthy
ESP	Espresso
FLX	Flax
CFL	Florence Walnut Coordinate
CFO	Fossil Coordinate




CGR	Graphite Coordinate
HRV	Harvest
CHL	High Line Coordinate
CKC	Khaki Coordinate
LGC	Legacy
MCH	Mocha
NTO	Night Owl
COA	Oatmeal Cook Coordinate
CPI	Pinnacle Walnut Coordinate
PRL	Praline
SAF	Saffron
SIE	Sienna
CST	Studio Teak Coordinate
TOF	Toffee
TRF	Truffle
VEN	Venetian
CVI	Vintage Coordinate
CWH	Walnut Heights Coordinate
CWE	Weathered Ash Coordinate

- See a selection of graded in fabric manufacturers and patterns on pages 20-28 Contact Customer Service for additional fabric options.

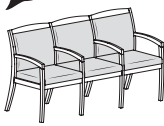
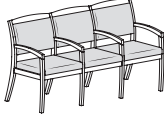

**Specifications**

- Wood species - Maple.
- Mortise and tenon construction with corner blocks, glue and screws.
- Seat has ½" plywood with synthetic sheet webbing and 2 ½" high density polyurethane foam.
- Wall saver feature.
- Standard with rubber cushion metal glides.



Description	① Model	Specifications	List Price Per Grade																												
Two Seat Tandem Guest Chair 	<b>GT4992G</b> · upholstered seat · upholstered plywood back panel with ½" high density polyurethane foam · pre-drilled to accept linking kit, see page 339 for kit  GSA Contract SIN #33721	<table> <tr> <th>Dimensions</th><th>D</th><th>W</th><th>H</th></tr> <tr> <td>Overall</td><td>24 ½</td><td>43 ⅞</td><td>35 ¾</td></tr> <tr> <td>Seat</td><td>18 ½</td><td>20</td><td>19</td></tr> <tr> <td>Arm</td><td></td><td></td><td>25 ⅞</td></tr> <tr> <th>Upholstery</th><th colspan="3">Shipping</th></tr> <tr> <td>COM Ydg</td><td>1 ¾</td><td>Ctn Wt</td><td>46</td></tr> <tr> <td>COL Sq Ft</td><td>32</td><td>Cu Ft</td><td>25</td></tr> </table>	Dimensions	D	W	H	Overall	24 ½	43 ⅞	35 ¾	Seat	18 ½	20	19	Arm			25 ⅞	Upholstery	Shipping			COM Ydg	1 ¾	Ctn Wt	46	COL Sq Ft	32	Cu Ft	25	COM \$1,449 A \$1,465 B \$1,496 COL/C \$1,549 D \$1,618 E \$1,688 F \$1,795 G \$1,910 H \$2,033 I \$2,225 J \$2,455 L1 \$1,933 L2 \$2,071
Dimensions	D	W	H																												
Overall	24 ½	43 ⅞	35 ¾																												
Seat	18 ½	20	19																												
Arm			25 ⅞																												
Upholstery	Shipping																														
COM Ydg	1 ¾	Ctn Wt	46																												
COL Sq Ft	32	Cu Ft	25																												
Two Seat Tandem Guest Chair 	<b>GT4992I</b> · upholstered seat · vertical slat back · steam bent slats · pre-drilled to accept linking kit, see page 339 for kit  GSA Contract SIN #33721	<table> <tr> <th>Dimensions</th><th>D</th><th>W</th><th>H</th></tr> <tr> <td>Overall</td><td>24 ½</td><td>43 ⅞</td><td>35 ¾</td></tr> <tr> <td>Seat</td><td>19</td><td>20</td><td>19</td></tr> <tr> <td>Arm</td><td></td><td></td><td>25 ⅞</td></tr> <tr> <th>Upholstery</th><th colspan="3">Shipping</th></tr> <tr> <td>COM Ydg</td><td>1 ¾</td><td>Ctn Wt</td><td>46</td></tr> <tr> <td>COL Sq Ft</td><td>32</td><td>Cu Ft</td><td>25</td></tr> </table>	Dimensions	D	W	H	Overall	24 ½	43 ⅞	35 ¾	Seat	19	20	19	Arm			25 ⅞	Upholstery	Shipping			COM Ydg	1 ¾	Ctn Wt	46	COL Sq Ft	32	Cu Ft	25	COM \$1,536 A \$1,552 B \$1,583 COL/C \$1,636 D \$1,705 E \$1,775 F \$1,882 G \$1,997 H \$2,120 I \$2,312 J \$2,542 L1 \$2,020 L2 \$2,158
Dimensions	D	W	H																												
Overall	24 ½	43 ⅞	35 ¾																												
Seat	19	20	19																												
Arm			25 ⅞																												
Upholstery	Shipping																														
COM Ydg	1 ¾	Ctn Wt	46																												
COL Sq Ft	32	Cu Ft	25																												
Two Seat Tandem Guest Chair 	<b>GT4992J</b> · upholstered seat · upholstered vertical slat back · steam bent slats with ¾" high density polyurethane foam · pre-drilled to accept linking kit, see page 339 for kit  GSA Contract SIN #33721	<table> <tr> <th>Dimensions</th><th>D</th><th>W</th><th>H</th></tr> <tr> <td>Overall</td><td>24 ½</td><td>43 ⅞</td><td>35 ¾</td></tr> <tr> <td>Seat</td><td>18 ¼</td><td>20</td><td>19</td></tr> <tr> <td>Arm</td><td></td><td></td><td>25 ⅞</td></tr> <tr> <th>Upholstery</th><th colspan="3">Shipping</th></tr> <tr> <td>COM Ydg</td><td>3</td><td>Ctn Wt</td><td>48</td></tr> <tr> <td>COL Sq Ft</td><td>54</td><td>Cu Ft</td><td>25</td></tr> </table>	Dimensions	D	W	H	Overall	24 ½	43 ⅞	35 ¾	Seat	18 ¼	20	19	Arm			25 ⅞	Upholstery	Shipping			COM Ydg	3	Ctn Wt	48	COL Sq Ft	54	Cu Ft	25	COM \$1,579 A \$1,606 B \$1,659 COL/C \$1,751 D \$1,869 E \$1,988 F \$2,172 G \$2,369 H \$2,580 I \$2,909 J \$3,304 L1 \$2,409 L2 \$2,646
Dimensions	D	W	H																												
Overall	24 ½	43 ⅞	35 ¾																												
Seat	18 ¼	20	19																												
Arm			25 ⅞																												
Upholstery	Shipping																														
COM Ydg	3	Ctn Wt	48																												
COL Sq Ft	54	Cu Ft	25																												



Description	1 Model	Specifications	List Price Per Grade																												
<b>Three Seat Tandem Guest Chair</b> 	<b>GT4993D</b> <ul style="list-style-type: none"> <li>upholstered seat</li> <li>fully upholstered back</li> <li>solid hardwood back frame with synthetic sheet webbing and ¾" high density polyurethane foam</li> <li>pre-drilled to accept linking kit, see page 339 for kit</li> </ul>	<table> <tr> <th>Dimensions</th><th>D</th><th>W</th><th>H</th></tr> <tr> <td>Overall</td><td>24 ½</td><td>64 ⅞</td><td>35 ⅜</td></tr> <tr> <td>Seat</td><td>18 ¼</td><td>20</td><td>19</td></tr> <tr> <td>Arm</td><td></td><td></td><td>25 ⅞</td></tr> <tr> <th>Upholstery</th><th colspan="3">Shipping</th></tr> <tr> <td>COM Ydg</td><td>4 ½</td><td>Ctn Wt</td><td>68</td></tr> <tr> <td>COL Sq Ft</td><td>81</td><td>Cu Ft</td><td>37</td></tr> </table>	Dimensions	D	W	H	Overall	24 ½	64 ⅞	35 ⅜	Seat	18 ¼	20	19	Arm			25 ⅞	Upholstery	Shipping			COM Ydg	4 ½	Ctn Wt	68	COL Sq Ft	81	Cu Ft	37	<b>COM \$2,070</b> <b>A \$2,110</b> <b>B \$2,189</b> <b>COL/C \$2,327</b> <b>D \$2,505</b> <b>E \$2,683</b> <b>F \$2,959</b> <b>G \$3,255</b> <b>H \$3,571</b> <b>I \$4,064</b> <b>J \$4,657</b> <b>L1 \$3,314</b> <b>L2 \$3,670</b>
Dimensions	D	W	H																												
Overall	24 ½	64 ⅞	35 ⅜																												
Seat	18 ¼	20	19																												
Arm			25 ⅞																												
Upholstery	Shipping																														
COM Ydg	4 ½	Ctn Wt	68																												
COL Sq Ft	81	Cu Ft	37																												
	GSA Contract SIN #33721																														
<b>Three Seat Tandem Guest Chair</b> 	<b>GT4993E</b> <ul style="list-style-type: none"> <li>upholstered seat</li> <li>¾ upholstered back</li> <li>solid hardwood back frame with synthetic sheet webbing and ¾" high density polyurethane foam</li> <li>pre-drilled to accept linking kit, see page 339 for kit</li> </ul>	<table> <tr> <th>Dimensions</th><th>D</th><th>W</th><th>H</th></tr> <tr> <td>Overall</td><td>24 ½</td><td>64 ⅞</td><td>35 ⅜</td></tr> <tr> <td>Seat</td><td>18 ¼</td><td>20</td><td>19</td></tr> <tr> <td>Arm</td><td></td><td></td><td>25 ⅞</td></tr> <tr> <th>Upholstery</th><th colspan="3">Shipping</th></tr> <tr> <td>COM Ydg</td><td>4 ½</td><td>Ctn Wt</td><td>67</td></tr> <tr> <td>COL Sq Ft</td><td>81</td><td>Cu Ft</td><td>37</td></tr> </table>	Dimensions	D	W	H	Overall	24 ½	64 ⅞	35 ⅜	Seat	18 ¼	20	19	Arm			25 ⅞	Upholstery	Shipping			COM Ydg	4 ½	Ctn Wt	67	COL Sq Ft	81	Cu Ft	37	<b>COM \$2,052</b> <b>A \$2,092</b> <b>B \$2,171</b> <b>COL/C \$2,309</b> <b>D \$2,487</b> <b>E \$2,665</b> <b>F \$2,941</b> <b>G \$3,237</b> <b>H \$3,553</b> <b>I \$4,046</b> <b>J \$4,639</b> <b>L1 \$3,296</b> <b>L2 \$3,652</b>
Dimensions	D	W	H																												
Overall	24 ½	64 ⅞	35 ⅜																												
Seat	18 ¼	20	19																												
Arm			25 ⅞																												
Upholstery	Shipping																														
COM Ydg	4 ½	Ctn Wt	67																												
COL Sq Ft	81	Cu Ft	37																												
	GSA Contract SIN #33721																														
<b>Three Seat Tandem Guest Chair</b> 	<b>GT4993F</b> <ul style="list-style-type: none"> <li>upholstered seat</li> <li>veneer plywood back panel</li> <li>pre-drilled to accept linking kit, see page 339 for kit</li> </ul>	<table> <tr> <th>Dimensions</th><th>D</th><th>W</th><th>H</th></tr> <tr> <td>Overall</td><td>24 ½</td><td>64 ⅞</td><td>35 ⅜</td></tr> <tr> <td>Seat</td><td>19</td><td>20</td><td>19</td></tr> <tr> <td>Arm</td><td></td><td></td><td>25 ⅞</td></tr> <tr> <th>Upholstery</th><th colspan="3">Shipping</th></tr> <tr> <td>COM Ydg</td><td>2 ⅝</td><td>Ctn Wt</td><td>62</td></tr> <tr> <td>COL Sq Ft</td><td>48</td><td>Cu Ft</td><td>37</td></tr> </table>	Dimensions	D	W	H	Overall	24 ½	64 ⅞	35 ⅜	Seat	19	20	19	Arm			25 ⅞	Upholstery	Shipping			COM Ydg	2 ⅝	Ctn Wt	62	COL Sq Ft	48	Cu Ft	37	<b>COM \$1,865</b> <b>A \$1,889</b> <b>B \$1,935</b> <b>COL/C \$2,015</b> <b>D \$2,119</b> <b>E \$2,223</b> <b>F \$2,384</b> <b>G \$2,557</b> <b>H \$2,741</b> <b>I \$3,029</b> <b>J \$3,374</b> <b>L1 \$2,591</b> <b>L2 \$2,798</b>
Dimensions	D	W	H																												
Overall	24 ½	64 ⅞	35 ⅜																												
Seat	19	20	19																												
Arm			25 ⅞																												
Upholstery	Shipping																														
COM Ydg	2 ⅝	Ctn Wt	62																												
COL Sq Ft	48	Cu Ft	37																												
	GSA Contract SIN #33721																														

**To Order, Specify:**

- Model Number
- Wood Species - Maple (M)
- Wood Finish
- Fabric Selection - vendor, pattern and color
- Optional Black Anti-Microbial Polyurethane Arm Caps
  - Single Seat - add \$106 list
  - Two Seat Tandem - add \$158 list
- Optional Rubber Cushion Nylon Glides - no upcharge

**3 Wood Finish/Color Options:****Maple**

CAG	Aged Ash Coordinate
ALM	Ale Medium
AUB	Auburn
BRL	Barley
CBE	Blonde Echo Coordinate
BBM	Bourbon Medium
CBZ	Brazilwood Coordinate
BRM	Brighton Medium
BUT	Butterscotch
CIN	Cinnamon
CLA	Classic
CCF	Coffee Coordinate
CLL	Collectors
CCR	Cremello Coordinate
EAR	Earthy
ESP	Espresso
FLX	Flax
CFL	Florence Walnut Coordinate
CFO	Fossil Coordinate

CGR	Graphite Coordinate
HRV	Harvest
CHL	High Line Coordinate
CKC	Khaki Coordinate
LGC	Legacy
MCH	Mocha
NTO	Night Owl
COA	Oatmeal Cook Coordinate
CPI	Pinnacle Walnut Coordinate
PRL	Praline
SAF	Saffron
SIE	Sienna
CST	Studio Teak Coordinate
TOF	Toffee
TRF	Truffle
VEN	Venetian
CVI	Vintage Coordinate
CWH	Walnut Heights Coordinate
CWE	Weathered Ash Coordinate

- See a selection of graded in fabric manufacturers and patterns on pages 20-28 Contact Customer Service for additional fabric options.

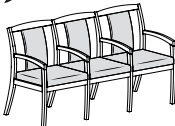
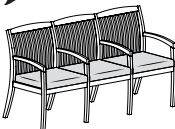
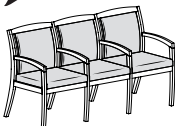
**Specifications**

- Wood species - Maple.
- Mortise and tenon construction with corner blocks, glue and screws.
- Seat has ½" plywood with synthetic sheet webbing and 2 ½" high density polyurethane foam.
- Wall saver feature.
- Standard with rubber cushion metal glides.

When ordering Quickship products, place a "Q" in front of model number.  
Example: QGT4901D

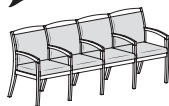
*Need it.*  
JSI Quickship

**NOW!**

Description		① Model	Specifications				List Price Per Grade	
Three Seat Tandem Guest Chair <div>Now!</div> 	GT4993G	<ul style="list-style-type: none"><li>· upholstered seat</li><li>· upholstered plywood back panel with 1/2" high density polyurethane foam</li><li>· pre-drilled to accept linking kit, see page 339 for kit</li></ul>					COM	\$2,033
			Overall	24 1/2	64 1/8	35 3/8	A	\$2,057
			Seat	18 1/2	20	19	B	\$2,103
			Arm			25 7/8	COL/C	\$2,183
			Upholstery		Shipping		D	\$2,287
			COM Ydg	2 5/8	Ctn Wt	65	E	\$2,391
			COL Sq Ft	48	Cu Ft	37	F	\$2,552
							G	\$2,725
							H	\$2,909
							I	\$3,197
							J	\$3,542
							L1	\$2,759
							L2	\$2,966
Three Seat Tandem Guest Chair <div>Now!</div> 	GT4993I	<ul style="list-style-type: none"><li>· upholstered seat</li><li>· vertical slat back</li><li>· steam bent slats</li><li>· pre-drilled to accept linking kit, see page 339 for kit</li></ul>					COM	\$2,130
			Overall	24 1/2	64 1/8	35 3/8	A	\$2,154
			Seat	19	20	19	B	\$2,200
			Arm			25 7/8	COL/C	\$2,280
			Upholstery		Shipping		D	\$2,384
			COM Ydg	2 5/8	Ctn Wt	65	E	\$2,488
			COL Sq Ft	48	Cu Ft	37	F	\$2,649
							G	\$2,822
							H	\$3,006
							I	\$3,294
							J	\$3,639
							L1	\$2,856
							L2	\$3,063
Three Seat Tandem Guest Chair <div>Now!</div> 	GT4993J	<ul style="list-style-type: none"><li>· upholstered seat</li><li>· upholstered vertical slat back</li><li>· steam bent slats with 3/4" high density polyurethane foam</li><li>· pre-drilled to accept linking kit, see page 339 for kit</li></ul>					COM	\$2,234
			Overall	24 1/2	64 1/8	35 3/8	A	\$2,274
			Seat	18 1/4	20	19	B	\$2,353
			Arm			25 7/8	COL/C	\$2,491
			Upholstery		Shipping		D	\$2,669
			COM Ydg	4 1/2	Ctn Wt	68	E	\$2,847
			COL Sq Ft	81	Cu Ft	37	F	\$3,123
							G	\$3,419
							H	\$3,735
							I	\$4,228
							J	\$4,821
							L1	\$3,478
							L2	\$3,834

Description	1 Model	Specifications	List Price Per Grade																												
Four Seat Tandem Guest Chair	<b>GT4994D</b>	<table> <tr> <th>Dimensions</th><th>D</th><th>W</th><th>H</th></tr> <tr> <td>Overall</td><td>24 ½</td><td>85 ½</td><td>35 ¾</td></tr> <tr> <td>Seat</td><td>18 ¼</td><td>20</td><td>19</td></tr> <tr> <td>Arm</td><td></td><td></td><td>25 ¾</td></tr> <tr> <th>Upholstery</th><th colspan="3">Shipping</th></tr> <tr> <td>COM Ydg</td><td>6</td><td>Ctn Wt</td><td>88</td></tr> <tr> <td>COL Sq Ft</td><td>108</td><td>Cu Ft</td><td>49</td></tr> </table>	Dimensions	D	W	H	Overall	24 ½	85 ½	35 ¾	Seat	18 ¼	20	19	Arm			25 ¾	Upholstery	Shipping			COM Ydg	6	Ctn Wt	88	COL Sq Ft	108	Cu Ft	49	COM \$2,680 A \$2,733 B \$2,839 COL/C \$3,023 D \$3,260 E \$3,497 F \$3,865 G \$4,260 H \$4,681 I \$5,339 J \$6,129 L1 \$4,339 L2 \$4,813
Dimensions	D	W	H																												
Overall	24 ½	85 ½	35 ¾																												
Seat	18 ¼	20	19																												
Arm			25 ¾																												
Upholstery	Shipping																														
COM Ydg	6	Ctn Wt	88																												
COL Sq Ft	108	Cu Ft	49																												

NOW!



- upholstered seat
- fully upholstered back
- solid hardwood back frame with synthetic sheet webbing and ¾" high density polyurethane foam
- pre-drilled to accept linking kit, see page 339 for kit

GSA Contract SIN #33721

Four Seat Tandem Guest Chair	<b>GT4994E</b>	<table> <tr> <th>Dimensions</th><th>D</th><th>W</th><th>H</th></tr> <tr> <td>Overall</td><td>24 ½</td><td>85 ½</td><td>35 ¾</td></tr> <tr> <td>Seat</td><td>18 ¼</td><td>20</td><td>19</td></tr> <tr> <td>Arm</td><td></td><td></td><td>25 ¾</td></tr> <tr> <th>Upholstery</th><th colspan="3">Shipping</th></tr> <tr> <td>COM Ydg</td><td>6</td><td>Ctn Wt</td><td>86</td></tr> <tr> <td>COL Sq Ft</td><td>108</td><td>Cu Ft</td><td>49</td></tr> </table>	Dimensions	D	W	H	Overall	24 ½	85 ½	35 ¾	Seat	18 ¼	20	19	Arm			25 ¾	Upholstery	Shipping			COM Ydg	6	Ctn Wt	86	COL Sq Ft	108	Cu Ft	49	COM \$2,656 A \$2,709 B \$2,815 COL/C \$2,999 D \$3,236 E \$3,473 F \$3,841 G \$4,236 H \$4,657 I \$5,315 J \$6,105 L1 \$4,315 L2 \$4,789
Dimensions	D	W	H																												
Overall	24 ½	85 ½	35 ¾																												
Seat	18 ¼	20	19																												
Arm			25 ¾																												
Upholstery	Shipping																														
COM Ydg	6	Ctn Wt	86																												
COL Sq Ft	108	Cu Ft	49																												

NOW!



- upholstered seat
- ¾ upholstered back
- solid hardwood back frame with synthetic sheet webbing and ¾" high density polyurethane foam
- pre-drilled to accept linking kit, see page 339 for kit

GSA Contract SIN #33721

Four Seat Tandem Guest Chair	<b>GT4994F</b>	<table> <tr> <th>Dimensions</th><th>D</th><th>W</th><th>H</th></tr> <tr> <td>Overall</td><td>24 ½</td><td>85 ½</td><td>35 ¾</td></tr> <tr> <td>Seat</td><td>19</td><td>20</td><td>19</td></tr> <tr> <td>Arm</td><td></td><td></td><td>25 ¾</td></tr> <tr> <th>Upholstery</th><th colspan="3">Shipping</th></tr> <tr> <td>COM Ydg</td><td>3 ½</td><td>Ctn Wt</td><td>79</td></tr> <tr> <td>COL Sq Ft</td><td>63</td><td>Cu Ft</td><td>49</td></tr> </table>	Dimensions	D	W	H	Overall	24 ½	85 ½	35 ¾	Seat	19	20	19	Arm			25 ¾	Upholstery	Shipping			COM Ydg	3 ½	Ctn Wt	79	COL Sq Ft	63	Cu Ft	49	COM \$2,374 A \$2,405 B \$2,467 COL/C \$2,574 D \$2,712 E \$2,851 F \$3,066 G \$3,296 H \$3,542 I \$3,925 J \$4,386 L1 \$3,342 L2 \$3,618
Dimensions	D	W	H																												
Overall	24 ½	85 ½	35 ¾																												
Seat	19	20	19																												
Arm			25 ¾																												
Upholstery	Shipping																														
COM Ydg	3 ½	Ctn Wt	79																												
COL Sq Ft	63	Cu Ft	49																												

NOW!



- upholstered seat
- veneer plywood back panel
- pre-drilled to accept linking kit, see page 339 for kit

GSA Contract SIN #33721

**To Order, Specify:**

- 1 Model Number
- 2 Wood Species - Maple (M)
- 3 Wood Finish
- 4 Fabric Selection - vendor, pattern and color
- 5 Optional Black Anti-Microbial Polyurethane Arm Caps
  - A. Three Seat Tandem - add \$209 list
  - B. Four Seat Tandem - add \$261 list
- 6 Optional Rubber Cushion Nylon Glides - no upcharge

**3 Wood Finish/Color Options:****Maple**

CAG	Aged Ash Coordinate
ALM	Ale Medium
AUB	Auburn
BRL	Barley
CBE	Blonde Echo Coordinate
BBM	Bourbon Medium
CBZ	Brazilwood Coordinate
BRM	Brighton Medium
BUT	Butterscotch
CIN	Cinnamon
CLA	Classic
CCF	Coffee Coordinate
CLL	Collectors
CCR	Cremello Coordinate
EAR	Earthy
ESP	Espresso
FLX	Flax
CFL	Florence Walnut Coordinate
CFO	Fossil Coordinate

CGR	Graphite Coordinate
HRV	Harvest
CHL	High Line Coordinate
CKC	Khaki Coordinate
LGC	Legacy
MCH	Mocha
NTO	Night Owl
COA	Oatmeal Cook Coordinate
CPI	Pinnacle Walnut Coordinate
PRL	Praline
SAF	Saffron
SIE	Sienna
CST	Studio Teak Coordinate
TOF	Toffee
TRF	Truffle
VEN	Venetian
CVI	Vintage Coordinate
CWH	Walnut Heights Coordinate
CWE	Weathered Ash Coordinate

- 4 See a selection of graded in fabric manufacturers and patterns on pages 20-28 Contact Customer Service for additional fabric options.




**Specifications**

- Wood species - Maple.
- Mortise and tenon construction with corner blocks, glue and screws.
- Seat has ½" plywood with synthetic sheet webbing and 2 ½" high density polyurethane foam.
- Wall saver feature.
- Standard with rubber cushion metal glides.

When ordering Quickship products, place a "Q" in front of model number.  
Example: QGT4901D


Need it.  
JSI Quickship

NOW!

Description	① Model	Specifications	List Price Per Grade																												
<b>Four Seat Tandem Guest Chair</b> 	<b>GT4994G</b> <ul style="list-style-type: none"> <li>· upholstered seat</li> <li>· upholstered plywood back panel with ½" high density polyurethane foam</li> <li>· pre-drilled to accept linking kit, see page 339 for kit</li> </ul> GSA Contract SIN #33721	<table> <tr> <th>Dimensions</th><th>D</th><th>W</th><th>H</th></tr> <tr> <td>Overall</td><td>24 ½</td><td>85 ⅞</td><td>35 ¾</td></tr> <tr> <td>Seat</td><td>18 ½</td><td>20</td><td>19</td></tr> <tr> <td>Arm</td><td></td><td></td><td>25 ⅞</td></tr> <tr> <th>Upholstery</th><th colspan="3">Shipping</th></tr> <tr> <td>COM Ydg</td><td>3 ½</td><td>Ctn Wt</td><td>85</td></tr> <tr> <td>COL Sq Ft</td><td>63</td><td>Cu Ft</td><td>49</td></tr> </table>	Dimensions	D	W	H	Overall	24 ½	85 ⅞	35 ¾	Seat	18 ½	20	19	Arm			25 ⅞	Upholstery	Shipping			COM Ydg	3 ½	Ctn Wt	85	COL Sq Ft	63	Cu Ft	49	COM \$2,611 A \$2,642 B \$2,704 COL/C \$2,811 D \$2,949 E \$3,088 F \$3,303 G \$3,533 H \$3,779 I \$4,162 J \$4,623 L1 \$3,579 L2 \$3,855
Dimensions	D	W	H																												
Overall	24 ½	85 ⅞	35 ¾																												
Seat	18 ½	20	19																												
Arm			25 ⅞																												
Upholstery	Shipping																														
COM Ydg	3 ½	Ctn Wt	85																												
COL Sq Ft	63	Cu Ft	49																												
<b>Four Seat Tandem Guest Chair</b> 	<b>GT4994I</b> <ul style="list-style-type: none"> <li>· upholstered seat</li> <li>· vertical slat back</li> <li>· steam bent slats</li> <li>· pre-drilled to accept linking kit, see page 339 for kit</li> </ul> GSA Contract SIN #33721	<table> <tr> <th>Dimensions</th><th>D</th><th>W</th><th>H</th></tr> <tr> <td>Overall</td><td>24 ½</td><td>85 ⅞</td><td>35 ¾</td></tr> <tr> <td>Seat</td><td>19</td><td>20</td><td>19</td></tr> <tr> <td>Arm</td><td></td><td></td><td>25 ⅞</td></tr> <tr> <th>Upholstery</th><th colspan="3">Shipping</th></tr> <tr> <td>COM Ydg</td><td>3 ½</td><td>Ctn Wt</td><td>85</td></tr> <tr> <td>COL Sq Ft</td><td>63</td><td>Cu Ft</td><td>49</td></tr> </table>	Dimensions	D	W	H	Overall	24 ½	85 ⅞	35 ¾	Seat	19	20	19	Arm			25 ⅞	Upholstery	Shipping			COM Ydg	3 ½	Ctn Wt	85	COL Sq Ft	63	Cu Ft	49	COM \$2,719 A \$2,750 B \$2,812 COL/C \$2,919 D \$3,057 E \$3,196 F \$3,411 G \$3,641 H \$3,887 I \$4,270 J \$4,731 L1 \$3,687 L2 \$3,963
Dimensions	D	W	H																												
Overall	24 ½	85 ⅞	35 ¾																												
Seat	19	20	19																												
Arm			25 ⅞																												
Upholstery	Shipping																														
COM Ydg	3 ½	Ctn Wt	85																												
COL Sq Ft	63	Cu Ft	49																												
<b>Four Seat Tandem Guest Chair</b> 	<b>GT4994J</b> <ul style="list-style-type: none"> <li>· upholstered seat</li> <li>· upholstered vertical slat back</li> <li>· steam bent slats with ¾" high density polyurethane foam</li> <li>· pre-drilled to accept linking kit, see page 339 for kit</li> </ul> GSA Contract SIN #33721	<table> <tr> <th>Dimensions</th><th>D</th><th>W</th><th>H</th></tr> <tr> <td>Overall</td><td>24 ½</td><td>85 ⅞</td><td>35 ¾</td></tr> <tr> <td>Seat</td><td>18 ¼</td><td>20</td><td>19</td></tr> <tr> <td>Arm</td><td></td><td></td><td>25 ⅞</td></tr> <tr> <th>Upholstery</th><th colspan="3">Shipping</th></tr> <tr> <td>COM Ydg</td><td>6</td><td>Ctn Wt</td><td>88</td></tr> <tr> <td>COL Sq Ft</td><td>108</td><td>Cu Ft</td><td>49</td></tr> </table>	Dimensions	D	W	H	Overall	24 ½	85 ⅞	35 ¾	Seat	18 ¼	20	19	Arm			25 ⅞	Upholstery	Shipping			COM Ydg	6	Ctn Wt	88	COL Sq Ft	108	Cu Ft	49	COM \$2,889 A \$2,942 B \$3,048 COL/C \$3,232 D \$3,469 E \$3,706 F \$4,074 G \$4,469 H \$4,890 I \$5,548 J \$6,338 L1 \$4,548 L2 \$5,022
Dimensions	D	W	H																												
Overall	24 ½	85 ⅞	35 ¾																												
Seat	18 ¼	20	19																												
Arm			25 ⅞																												
Upholstery	Shipping																														
COM Ydg	6	Ctn Wt	88																												
COL Sq Ft	108	Cu Ft	49																												

Description	1 Model	Specifications	List Price Per Grade																												
30" Bariatric Guest Chair	<b>GT4951D</b>	<table> <tr> <th>Dimensions</th><th>D</th><th>W</th><th>H</th></tr> <tr> <td>Overall</td><td>24 1/2</td><td>32 1/8</td><td>35 3/8</td></tr> <tr> <td>Seat</td><td>18 1/4</td><td>30</td><td>19</td></tr> <tr> <td>Arm</td><td></td><td></td><td>25 7/8</td></tr> <tr> <th>Upholstery</th><th colspan="3">Shipping</th></tr> <tr> <td>COM Ydg</td><td>2 1/2</td><td>Ctn Wt</td><td>46</td></tr> <tr> <td>COL Sq Ft</td><td>45</td><td>Cu Ft</td><td>19</td></tr> </table>	Dimensions	D	W	H	Overall	24 1/2	32 1/8	35 3/8	Seat	18 1/4	30	19	Arm			25 7/8	Upholstery	Shipping			COM Ydg	2 1/2	Ctn Wt	46	COL Sq Ft	45	Cu Ft	19	<b>COM \$1,588</b> <b>A \$1,611</b> <b>B \$1,654</b> <b>COL/C \$1,731</b> <b>D \$1,830</b> <b>E \$1,929</b> <b>F \$2,082</b> <b>G \$2,247</b> <b>H \$2,422</b> <b>I \$2,696</b> <b>J \$3,025</b> <b>L1 \$2,280</b> <b>L2 \$2,477</b>
Dimensions	D	W	H																												
Overall	24 1/2	32 1/8	35 3/8																												
Seat	18 1/4	30	19																												
Arm			25 7/8																												
Upholstery	Shipping																														
COM Ydg	2 1/2	Ctn Wt	46																												
COL Sq Ft	45	Cu Ft	19																												

**NOW!**




- upholstered seat
- fully upholstered back
- solid hardwood back frame with synthetic sheet webbing and 3/4" high density polyurethane foam
- pre-drilled to accept linking kit, see page 339 for kit
- meets BIFMA x5.11 large occupant standard (253-400 lb individual)

GSA Contract SIN #33721

30" Bariatric Guest Chair	<b>GT4951E</b>	<table> <tr> <th>Dimensions</th><th>D</th><th>W</th><th>H</th></tr> <tr> <td>Overall</td><td>24 1/2</td><td>32 1/8</td><td>35 3/8</td></tr> <tr> <td>Seat</td><td>18 1/4</td><td>30</td><td>19</td></tr> <tr> <td>Arm</td><td></td><td></td><td>25 7/8</td></tr> <tr> <th>Upholstery</th><th colspan="3">Shipping</th></tr> <tr> <td>COM Ydg</td><td>2 1/2</td><td>Ctn Wt</td><td>45</td></tr> <tr> <td>COL Sq Ft</td><td>45</td><td>Cu Ft</td><td>19</td></tr> </table>	Dimensions	D	W	H	Overall	24 1/2	32 1/8	35 3/8	Seat	18 1/4	30	19	Arm			25 7/8	Upholstery	Shipping			COM Ydg	2 1/2	Ctn Wt	45	COL Sq Ft	45	Cu Ft	19	<b>COM \$1,556</b> <b>A \$1,579</b> <b>B \$1,622</b> <b>COL/C \$1,699</b> <b>D \$1,798</b> <b>E \$1,897</b> <b>F \$2,050</b> <b>G \$2,215</b> <b>H \$2,390</b> <b>I \$2,664</b> <b>J \$2,993</b> <b>L1 \$2,248</b> <b>L2 \$2,445</b>
Dimensions	D	W	H																												
Overall	24 1/2	32 1/8	35 3/8																												
Seat	18 1/4	30	19																												
Arm			25 7/8																												
Upholstery	Shipping																														
COM Ydg	2 1/2	Ctn Wt	45																												
COL Sq Ft	45	Cu Ft	19																												

**NOW!**



- upholstered seat
- 3/4 upholstered back
- solid hardwood back frame with synthetic sheet webbing and 3/4" high density polyurethane foam
- pre-drilled to accept linking kit, see page 339 for kit
- meets BIFMA x5.11 large occupant standard (253-400 lb individual)

GSA Contract SIN #33721

#### To Order, Specify:

- 1 Model Number
- 2 Wood Species - Maple (M)
- 3 Wood Finish
- 4 Fabric Selection - vendor, pattern and color
- 5 Optional Black Anti-Microbial Polyurethane Arm Caps
  - A. Single Seat - add \$106 list
  - B. Four Seat Tandem - add \$158 list
- 6 Optional Rubber Cushion Nylon Glides - no upcharge

#### 3 Wood Finish/Color Options:

##### Maple

CAG	Aged Ash Coordinate
ALM	Ale Medium
AUB	Auburn
BRL	Barley
CBE	Blonde Echo Coordinate
BBM	Bourbon Medium
CBZ	Brazilwood Coordinate
BRM	Brighton Medium
BUT	Butterscotch
CIN	Cinnamon
CLA	Classic
CCF	Coffee Coordinate
CLL	Collectors
CCR	Cremello Coordinate
EAR	Earthy
ESP	Espresso
FLX	Flax
CFL	Florence Walnut Coordinate
CFO	Fossil Coordinate

CGR	Graphite Coordinate
HRV	Harvest
CHL	High Line Coordinate
CKC	Khaki Coordinate
LGC	Legacy
MCH	Mocha
NTO	Night Owl
COA	Oatmeal Cook Coordinate
CPI	Pinnacle Walnut Coordinate
PRL	Praline
SAF	Saffron
SIE	Sienna
CST	Studio Teak Coordinate
TOF	Toffee
TRF	Truffle
VEN	Venetian
CVI	Vintage Coordinate
CWH	Walnut Heights Coordinate
CWE	Weathered Ash Coordinate


- 4 See a selection of graded in fabric manufacturers and patterns on pages 20-28 Contact Customer Service for additional fabric options.

#### Specifications


- Wood species - Maple.
- Mortise and tenon construction with corner blocks, glue and screws.
- Seat has 1/2" plywood with synthetic sheet webbing and 2 1/2" high density polyurethane foam.
- Wall saver feature.
- Standard with rubber cushion metal glides.

When ordering Quickship products, place a "Q" in front of model number.  
Example: QGT4901D

**NOW!**  
Need it.  
JSI Quickship

Description	1 Model	Specifications				List Price Per Grade	
41" Bariatric Guest Chair 	<b>GT4952D</b> <ul style="list-style-type: none"><li>• upholstered seat</li><li>• fully upholstered back</li><li>• solid hardwood back frame with synthetic sheet webbing and ¾" high density polyurethane foam</li><li>• pre-drilled to accept linking kit, see page 339 for kit</li><li>• meets BIFMA x5.11 large occupant standard (253-400 lb individual)</li></ul> <div>GSA Contract SIN #33721</div>	Dimensions	D	W	H	COM	\$1,739
		Overall	24 ½	43 ⅞	35 ¾	A	\$1,762
		Seat	18 ¼	41	19	B	\$1,805
		Arm			25 ⅞	COL/C	\$1,882
		Upholstery		Shipping		D	\$1,981
		COM Ydg	2 ½	Ctn Wt	56	E	\$2,080
		COL Sq Ft	45	Cu Ft	25	F	\$2,233
						G	\$2,398
						H	\$2,573
						I	\$2,847
				J	\$3,176		
				L1	\$2,431		
				L2	\$2,628		

41" Bariatric Guest Chair



GT4952E

- upholstered seat
- ¾ upholstered back
- solid hardwood back frame with synthetic sheet webbing and ¾" high density polyurethane foam
- pre-drilled to accept linking kit, see page 339 for kit
- meets BIFMA x5.11 large occupant standard (253-400 lb individual)

GSA Contract SIN #33721

Dimensions	D	W	H
Overall	24 ½	43 ⅞	35 ¾
Seat	18 ¼	41	19
Arm			25 ⅞
Upholstery	Shipping		
COM Ydg	2 ½	Ctn Wt	55
COL Sq Ft	45	Cu Ft	25

COM \$1,708

A \$1,731

B \$1,774

COL/C \$1,851

D \$1,950

E \$2,049

F \$2,202

G \$2,367

H \$2,542

I \$2,816

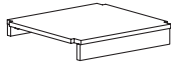
J \$3,145

L1 \$2,400

L2 \$2,597

Description	D	W	H	CTN WT	CU FT	① Model	List Price
20" Center Linking Table	20 3/8	21 1/8	3 5/8	19	2	GT2021LT	\$782

NOW!

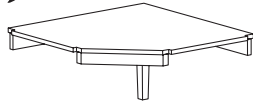


- attaches between single, bariatric or tandem units
- linking hardware included
- no tools required for installation
- ships KD

GSA Contract SIN #33721

Comer Linking Table	31	31	16 7/8	35	4	GT3131CT	\$957
---------------------	----	----	--------	----	---	----------	-------

NOW!

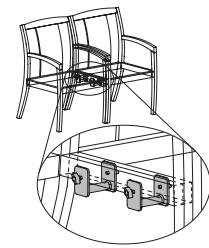
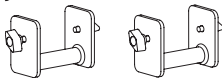


- attaches between single, bariatric or tandem units
- linking hardware included
- no tools required for installation
- ships KD

GSA Contract SIN #33721

Chair Linking Kit						GT49BRKT	\$127
-------------------	--	--	--	--	--	----------	-------

NOW!



- kit contains two brackets and four thumb screws
- no tools required
- one kit required for each two guest chairs, bariatric chairs or tandem models that are to be linked together
- three models linked together require two kits, four models linked together require three kits, etc.

GSA Contract SIN #33721

**To Order, Specify:**

- ① Model Number
- ② Wood Species - Maple (M)
- ③ Wood Finish
- ④ Fabric Selection - vendor, pattern and color
- ⑤ Optional Black Anti-Microbial Polyurethane Arm Caps - add \$106 list
- ⑥ Optional Rubber Cushion Nylon Glides - no upcharge

**③ Wood Finish/Color Options:****Maple**

CAG	Aged Ash Coordinate	CGR	Graphite Coordinate
ALM	Ale Medium	HRV	Harvest
AUB	Auburn	CHL	High Line Coordinate
BRL	Barley	CKC	Khaki Coordinate
CBE	Blonde Echo Coordinate	LGC	Legacy
BBM	Bourbon Medium	MCH	Mocha
CBZ	Brazilwood Coordinate	NTO	Night Owl
BRM	Brighton Medium	COA	Oatmeal Cook Coordinate
BUT	Butterscotch	CPI	Pinnacle Walnut Coordinate
CIN	Cinnamon	PRL	Praline
CLA	Classic	SAF	Saffron
CCF	Coffee Coordinate	SIE	Sienna
CLL	Collectors	CST	Studio Teak Coordinate
CCR	Cremello Coordinate	TOF	Toffee
EAR	Earthy	TRF	Truffle
ESP	Espresso	VEN	Venetian
FLX	Flax	CVI	Vintage Coordinate
CFL	Florence Walnut Coordinate	CWH	Walnut Heights Coordinate
CFO	Fossil Coordinate	CWE	Weathered Ash Coordinate

- ④ See a selection of graded in fabric manufacturers and patterns on pages 20-28 Contact Customer Service for additional fabric options.

**Specifications**

- Wood species - Maple.
- Mortise and tenon construction with corner blocks, glue and screws.
- Seat has 1/2" plywood with synthetic sheet webbing and 2 1/2" high density polyurethane foam.
- Wall saver feature.
- Standard with rubber cushion metal glides.

When ordering Quickship products, place a "Q" in front of model number.  
Example: QGT4901D

Need it.  
JSI Quickship

NOW!



Hanover Order Check List:



Specify:

☐ 1. Model Number

☐ 2. Wood Species - Red Oak (RO) or Maple (M)

☐ 3. Wood Seat Finish/Color

☐ 4. Metal Frame Tier/Color:

A. Tier 1 - no upcharge

B. Tier 2 - add \$42 list

C. Tier 3 - add \$83 list

D. Tier 4 - add \$125 list

☐ 5. Fabric Selection - vendor, pattern and color

☐ 6. Optional Clear Leg Protectors - add \$20 list per chair for set of 4

Example:

105C

RO

HEN

BRZ

MOMENTUM

VOX

MYSTIC

(model #)

(wood species)

(wood seat finish)

(metal frame)

(fabric vendor)

(pattern name)

(pattern color)

1. Model Number	Color - Add \$38 list per item			
	BKD Backdrop	GRV Greek Villa		
	BFX Black Fox	GLF Gulf Stream		
	BWH Bright White	HTB Heartthrob		
	CGP Cargo Pants	NET Network Gray		
	CHT Chatroom	NWH Nonchalant White		
	DSY Daisy	PAR Paradise		
	DRG Daring	QXP Quixotic Plum		
	DYN Dynamo	RBZ Relic Bronze		
	ENG Enigma	SND Sandbank		
	FRR French Roast	STM Storm		
	GBY Georgian Bay	TRC Tricorn Black		
2. Wood Species - Red Oak (RO) or Maple (M)				
3. Wood Seat Finish/Color Options:				
Red Oak				
BRW Brownie	ECU Ecru			
CAN Canyon	HEN Henna			
CIT Citron	HNY Honey			
DES Desert	NUT Nut Brown			
Maple				
CAG Aged Ash Coordinate	CGR Graphite Coordinate			
ALM Ale Medium	HRV Harvest			
AUB Auburn	CHL High Line Coordinate			
BRL Barley	CKC Khaki Coordinate			
CBE Blonde Echo Coordinate	LGC Legacy			
BBM Bourbon Medium	MCH Mocha			
CBZ Brazilwood Coordinate	NTO Night Owl			
BRM Brighton Medium	COA Oatmeal Cookie Coordinate			
BUT Butterscotch	CPI Pinnacle Walnut Coordinate			
CIN Cinnamon	PRL Praline			
CLA Classic	SAF Saffron			
CCF Coffee Coordinate	SIE Sienna			
CLL Collectors	CST Studio Teak Coordinate			
CCR Cremello Coordinate	TOF Toffee			
EAR Earthy	TRF Truffle			
ESP Espresso	VEN Venetian			
FLX Flax	CVI Vintage Coordinate			
CFL Florence Walnut Coordinate	CWH Walnut Heights Coordinate			
CFO Fossil Coordinate	CWE Weathered Ash Coordinate			
4. Metal Frame Color Options				
Tier 1:				
MBK Matte Black				
Tier 2: add \$42 list				
ASL Arctic Silver	BWH Bright White			
PEW Pewter	SNK Soft Nickel			
Tier 3: add \$83 list				
CAR Carmine Red (RAL3002)	SPB Sapphire Blue (RAL4007)			
LGR Leaf Green (RAL6002)	TBL Traffic Blue (RAL5017)			
PPV Purple Violet (RAL4007)	ZYL Zinc Yellow (RAL1018)			
SIG Signal Orange (RAL2010)				
Tier 4: add \$125 list				
BRD Beige Red (RAL3012)	SGR Signal Green (RAL6032)			
COP Copper Brown (RAL8004)	SGY Silk Grey (RAL7044)			
HYL Honey Yellow (RAL1005)	SKY Sky Blue(RAL5015)			
MTQ Mint Turquoise (RAL6033)	TQP Turquoise Pastel (RAL6034)			
OGR Olive Green (RAL6003)	TRD Traffic Red (RAL3020)			
QZG Quartz Grey (RAL7039)	MHB Mahogany Brown (RAL8016)			
SAL Salmon Orange (RAL2012)				



**5. Fabric Selection - Please supply the following:**

Fabric vendor  
Pattern name  
Pattern color

[For a complete list of JSI Graded-In Fabric click here](#)

**All COM orders must include the following:**

- Vendor's name, pattern name and color
- Sample of the fabric attached to order
- Model numbers of items for fabric application
- Special application instructions (e.g., all stripes will be applied front to back unless specified otherwise)
- Customer and purchase order number

Ship prepaid COM

material to:

JSI

Attn: COM Department

201 East Martin Street

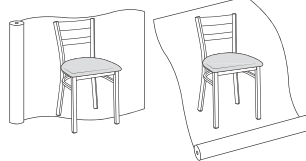
Receiving B, Dock 71

Orleans, IN 47452


Application of fabric:

Railroaded


Up the Roll




All COM orders will ship at standard lead time from receipt of COM except for orders requiring special custom matched finishes.

Description		① Model	Specifications				List Price Per Grade		
Barstool		105A Wood Seat	Dimensions		D	W	H	Wood Seat \$330	
		105C Uph. Seat	Overall		18	18	30 ½	COM \$395	
		GSA Contract SIN #33721	Seat			14	30 ½	A \$407	
			Upholstery		Shipping			B \$425	
			COM Ydg		¾	Ctn Wt	22	COL/C \$455	
			COL Sq Ft		9	Cu Ft	7	D \$492	
									E \$530
									F \$589
								G \$652	
								H \$720	
								I \$826	
								J \$952	
								L1 \$665	
								L2 \$733	

Swivel Barstool



106A  
wood seat



106C  
uph. seat

106A Wood Seat

106C Uph. Seat

360° swivel

GSA Contract SIN #33721

Dimensions	D	W	H
Overall	18	18	31 ¼
Seat		14	31 ¼
Upholstery		Shipping	
COM Ydg	¾	Ctn Wt	22
COL Sq Ft	9	Cu Ft	7

Wood Seat \$356

COM \$417

A \$433

B \$449

COL/C \$478

D \$517

E \$553

F \$613

G \$675

H \$744

I \$849

J \$975

L1 \$689

L2 \$755

To Order, Specify:

- 1 Model Number
- 2 Wood Species - Red Oak (RO) or Maple (M)
- 3 Wood Seat Finish/Color
- 4 Metal Frame Color
- 5 Fabric Selection - vendor, pattern and color
- 6 Optional Clear Leg Protectors - add \$20 list per chair for set of 4

Specifications

- Wood species - Red Oak or Maple.
- 18 gauge metal frame.
- Steel ball bearing swivel plate on swivel models.
- Seat is upholstered with 1 1/2" high density polyurethane foam.
- Standard with 1 1/4" clear K-resin rocker glides.
- Legs 1 1/4" square tube.
- Stretcher rim and seat rim 3/4" steel tube.

3 Wood Finish/Color Options:

<b>Red Oak</b>		ECU	Ecru
BRW	Brownie	HEN	Henna
CAN	Canyon	HNY	Honey
CIT	Citron	NUT	Nut Brown
DES	Desert		
<b>Maple</b>		CGR	Graphite Coordinate
CAG	Aged Ash Coordinate	HRV	Harvest
ALM	Ale Medium	CHL	High Line Coordinate
AUB	Auburn	CKC	Khaki Coordinate
BRL	Barley	LGC	Legacy
CBE	Blonde Echo Coordinate	MCH	Mocha
BBM	Bourbon Medium	NTO	Night Owl
CBZ	Brazilwood Coordinate	COA	Oatmeal Cook Coordinate
BRM	Brighton Medium	CPI	Pinnacle Walnut Coordinate
BUT	Butterscotch	PRL	Praline
CIN	Cinnamon	SAF	Saffron
CLA	Classic	SIE	Sienna
CCF	Coffee Coordinate	CST	Studio Teak Coordinate
CLL	Collectors	TOF	Toffee
CCR	Cremello Coordinate	TRF	Truffle
EAR	Earthy	VEN	Venetian
ESP	Espresso	CVI	Vintage Coordinate
FLX	Flax	CWH	Walnut Heights Coordinate
CFL	Florence Walnut Coordinate	CWE	Weathered Ash Coordinate
CFO	Fossil Coordinate		

Color - Add \$38 list per item

BKD	Backdrop	GRV	Greek Villa
BFX	Black Fox	GLF	Gulf Stream
BWH	Bright White	HTB	Heartthrob
CGP	Cargo Pants	NET	Network Gray
CHT	Chatroom	NWH	Nonchalant White
DSY	Daisy	PAR	Paradise
DRG	Daring	QXP	Quixotic Plum
DYN	Dynamo	RBZ	Relic Bronze
ENG	Enigma	SND	Sandbank
FRR	French Roast	STM	Storm
GBY	Georgian Bay	TRC	Tricorn Black

4 Metal Frame Tier/Color:

<b>Tier 1:</b>	<b>Tier 2: Add \$42 list</b>	
MBK Matte Black	ASL Arctic Silver	
	BWH Bright White	
	PEW Pewter	
	SNK Soft Nickel	
<hr/>		
<b>Tier 3: Add \$83 list</b>	<b>Tier 4: Add \$125 list</b>	
CAR Carmine Red	BRD Beige Red	SGR Signal Green
LGR Leaf Green	COP Copper Brown	SGY Silk Grey
PPB Purple Violet	HYL Honey Yellow	TQP Turquoise Pastel
SIG Signal Orange	MTQ Mint Turquoise	TRD Traffic Red
SPB Sapphire Blue	OGR Olive Green	MHB Mahogany Brown
TBL Traffic Blue	QZG Quartz Grey	
ZYL Zinc Yellow	SAL Salmon Orange	

- 5 See a selection of graded in fabric manufacturers and patterns on pages 20-28 Contact Customer Service for additional fabric options.

This page left intentionally blank

Harbor Order Check List:



Specify:

- ☐ 1. Model Number
- ☐ 2. Wood Species - Maple (M)
- ☐ 3. Wood Base/Arm Detail Finish
- ☐ 4. Fabric Selection - vendor, pattern and color
- ☐ 5. Base Selection - wood base standard; specify wood finish
  - A. Black Polyurethane Base - no upcharge
  - B. Black Jury Base - add \$189 list
- ☐ 6. Optional Plastic Bumper Guard - add \$21 list

Example:

HB2905 (model #)	M (wood species)	AUB (finish) wood base/arm detail	MOMENTUM (fabric vendor)	VOX (pattern name)	MYSTIC (pattern color)
---------------------	---------------------	---	-----------------------------	-----------------------	---------------------------

1. Model Number

2. Wood Species - Maple (M)

3. Wood Base/Arm Detail Finish Options:

CAG	Aged Ash Coordinate	CGR	Graphite Coordinate
ALM	Ale Medium	HRV	Harvest
AUB	Auburn	HEN	Henna
BRL	Barley	CHL	High Line Coordinate
CBE	Blonde Echo Coordinate	HNY	Honey
BBM	Bourbon Medium	CKC	Khaki Coordinate
CBZ	Brazilwood Coordinate	HNY	Honey
BRM	Brighton Medium	LGC	Legacy
BRW	Brownie	MCH	Mocha
BUT	Butterscotch	NTO	Night Owl
CAN	Canyon	NUT	Nut Brown
CIN	Cinnamon	COA	Oatmeal Cookie Coordinate
CIT	Citron	CPI	Pinnacle Walnut Coordinate
CLA	Classic	PRL	Praline
CCF	Coffee Coordinate	PRL	Praline
CLL	Collectors	SAF	Saffron
CCR	Cremello Coordinate	SIE	Sienna
DES	Desert	CST	Studio Teak Coordinate
EAR	Earthy	TOF	Toffee
ECU	Ecru	TRF	Truffle
ESP	Espresso	VEN	Venetian
FLX	Flax	CVI	Vintage Coordinate
CFL	Florence Walnut Coordinate	CWH	Walnut Heights Coordinate
CFO	Fossil Coordinate	CWE	Weathered Ash Coordinate

4. Fabric Selection - Please supply the following:

Fabric vendor  
Pattern name  
Pattern color

When specifying contrasting upholstery, indicate clearly which upholstery is to be applied to the seat, back and arms. Use higher grade pricing.

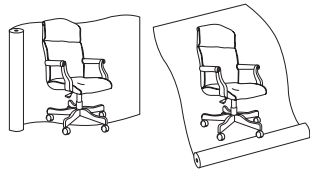
- Indicate direction of fabric - Railroaded or Up the Roll
- Please provide illustration, if available

All COM orders must include the following:

- Vendor's name, pattern name and color
- Sample of the fabric attached to order
- Model numbers of items for fabric application
- Special application instructions (e.g., all stripes will be applied front to back unless specified otherwise)
- Customer and purchase order number

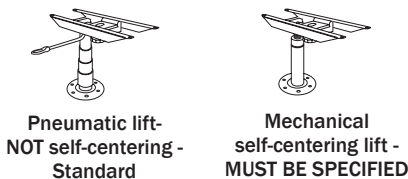
Ship prepaid COM material to:  
JSI  
Attn: COM Department  
201 East Martin Street  
Receiving B, Dock 71  
Orleans, IN 47452

Application of fabric:  
Railroaded      Up the Roll





All COM orders will ship at standard lead time from receipt of COM except for orders requiring special custom matched finishes.

5. Base Selection - wood base standard; specify wood finish
- A. Black polyurethane base - no upcharge
  - B. Black jury base - add \$189 list



For a complete list of JSI Graded-In Fabric click here

6. Optional Plastic Bumper Guard - add \$21 list

Description	1 Model	Specifications	List Price Per Grade																														
Executive Swivel 	<b>HB2905</b> <ul style="list-style-type: none"><li>· upholstered open arms</li><li>· overall height range is 45 ½ – 50 ½</li><li>· seat height range is 19 – 24</li><li>· arm height range is 27 ½ – 32 ½</li><li>· jury base not available on JSI Quickship program</li></ul> <div>GSA Contract SIN #33721</div>	<table><tr><th>Dimensions</th><th>D</th><th>W</th><th>H</th></tr><tr><td>Overall</td><td>29</td><td>26 ½</td><td>50 ½</td></tr><tr><td>Seat</td><td>19 ½</td><td>20 ¾</td><td>24</td></tr><tr><td>Arm</td><td></td><td></td><td>32 ½</td></tr><tr><th>Upholstery</th><th colspan="3">Shipping</th></tr><tr><td>COM Ydg</td><td>2 ¾</td><td>Ctn Wt</td><td>50</td></tr><tr><td>COL Sq Ft</td><td>50</td><td>Cu Ft</td><td>19</td></tr></table>	Dimensions	D	W	H	Overall	29	26 ½	50 ½	Seat	19 ½	20 ¾	24	Arm			32 ½	Upholstery	Shipping			COM Ydg	2 ¾	Ctn Wt	50	COL Sq Ft	50	Cu Ft	19	COM \$1,605 A \$1,631 B \$1,688 COL/C \$1,784 D \$1,906 E \$2,028 F \$2,157 G \$2,343 H \$2,540 I \$2,847 J \$3,216 L1 \$2,380 L2 \$2,577		
		Dimensions	D	W	H																												
		Overall	29	26 ½	50 ½																												
		Seat	19 ½	20 ¾	24																												
		Arm			32 ½																												
		Upholstery	Shipping																														
		COM Ydg	2 ¾	Ctn Wt	50																												
		COL Sq Ft	50	Cu Ft	19																												
		Management Swivel 	<b>HB2900</b> <ul style="list-style-type: none"><li>· upholstered open arms</li><li>· overall height range is 39 – 44</li><li>· seat height range is 19 – 24</li><li>· arm height range is 27 ½ – 32 ½</li><li>· jury base not available on JSI Quickship program</li></ul> <div>GSA Contract SIN #33721</div>	<table><tr><th>Dimensions</th><th>D</th><th>W</th><th>H</th></tr><tr><td>Overall</td><td>28 ½</td><td>26 ½</td><td>44</td></tr><tr><td>Seat</td><td>19 ½</td><td>20 ¾</td><td>24</td></tr><tr><td>Arm</td><td></td><td></td><td>32 ½</td></tr><tr><th>Upholstery</th><th colspan="3">Shipping</th></tr><tr><td>COM Ydg</td><td>2 ½</td><td>Ctn Wt</td><td>46</td></tr><tr><td>COL Sq Ft</td><td>45</td><td>Cu Ft</td><td>14</td></tr></table>	Dimensions	D	W	H	Overall	28 ½	26 ½	44	Seat	19 ½	20 ¾	24	Arm			32 ½	Upholstery	Shipping			COM Ydg	2 ½	Ctn Wt	46	COL Sq Ft	45	Cu Ft	14	COM \$1,522 A \$1,547 B \$1,597 COL/C \$1,684 D \$1,796 E \$1,907 F \$2,025 G \$2,194 H \$2,371 I \$2,652 J \$2,988 L1 \$2,227 L2 \$2,407
				Dimensions	D	W	H																										
Overall	28 ½			26 ½	44																												
Seat	19 ½			20 ¾	24																												
Arm					32 ½																												
Upholstery	Shipping																																
COM Ydg	2 ½			Ctn Wt	46																												
COL Sq Ft	45			Cu Ft	14																												

**To Order, Specify:**

- Model Number
- Wood Species - Maple (M)
- Wood Base/Arm Detail Finish
- Fabric Selection - vendor, pattern and color
- Base Selection - wood base standard; specify wood finish
  - A. Black Polyurethane Base - no upcharge
  - B. Black Jury Base - add \$189 list (self-centering manual available - specify when ordering)
- Optional Plastic Bumper Guard - add \$21 list

**3 Wood Base/Arm Detail Finish Options:**

CAG	Aged Ash Coordinate	CGR	Graphite Coordinate
ALM	Ale Medium	CHL	High Line Coordinate
AUB	Auburn	CKC	Khaki Coordinate
AUT	Autumn	LGC	Legacy
BRL	Barley	MCH	Mocha
CBE	Blonde Echo Coordinate	NTD	Night Owl
BBM	Bourbon Medium	COA	Oatmeal Cookie Coordinate
CBZ	Brazilwood Coordinate	CPI	Pinnacle Walnut Coordinate
BRM	Brighton Medium	PRL	Praline
BUT	Butterscotch	SAF	Saffron
CIN	Cinnamon	SIE	Sienna
CLA	Classic	CST	Studio Teak Coordinate
CCF	Coffee Coordinate	TOF	Toffee
CCR	Cremello Coordinate	TRF	Truffle
EAR	Earthy	VEN	Venetian
ESP	Espresso	CVI	Vintage Coordinate
FLX	Flax	CWH	Walnut Heights Coordinate
CFL	Florence Walnut Coordinate	CWE	Weathered Ash Coordinate
CFO	Fossil Coordinate		

- See a selection of graded in fabric manufacturers and patterns on pages 20-28. Contact Customer Service for additional fabric options.

**Specifications**

- Wood species - Maple.
- Seat and back are 3" high density polyurethane foam.
- Swivel models revolve, adjusts for height and tension, have swivel tilt, a pneumatic lift with wood base and black dual wheel casters.
- Arms have ½" polyurethane foam.
- Frame construction consist of one piece molded plywood shell.

Harbor Order Check List:



- Specify:
- ☐ 1. Model Number
  - ☐ 2. Wood Species - Maple (M)
  - ☐ 3. Wood Finish
  - ☐ 4. Fabric Selection - vendor, pattern and color
  - ☐ 5. Optional Casters - add \$107 list; specify color
  - ☐ 6. Optional Rubber Cushion Nylon Glides - no upcharge

Example:

HB2901 (model #)	M (wood species)	AUB (finish)	MOMENTUM (fabric vendor)	VOX (pattern name)	MYSTIC (pattern color)
---------------------	---------------------	-----------------	-----------------------------	-----------------------	---------------------------

1. Model Number

2. Wood Species - Maple (M)

3. Wood Finish Options:

CAG	Aged Ash Coordinate	CGR	Graphite Coordinate
ALM	Ale Medium	HRV	Harvest
AUB	Auburn	HEN	Henna
BRL	Barley	CHL	High Line Coordinate
CBE	Blonde Echo Coordinate	HNY	Honey
BBM	Bourbon Medium	CKC	Khaki Coordinate
CBZ	Brazilwood Coordinate	HNY	Honey
BRM	Brighton Medium	LGC	Legacy
BRW	Brownie	MCH	Mocha
BUT	Butterscotch	NTO	Night Owl
CAN	Canyon	NUT	Nut Brown
CIN	Cinnamon	COA	Oatmeal Cookie Coordinat
CIT	Citron	CPI	Pinnacle Walnut Coordinate
CLA	Classic	PRL	Praline
CCF	Coffee Coordinate	PRL	Praline
CLL	Collectors	SAF	Saffron
CCR	Cremello Coordinate	SIE	Sienna
DES	Desert	CST	Studio Teak Coordinate
EAR	Earthy	TOF	Toffee
ECU	Ecu	TRF	Truffle
ESP	Espresso	VEN	Venetian
FLX	Flax	CVI	Vintage Coordinate
CFL	Florence Walnut Coordinate	CWH	Walnut Heights Coordinate
CFO	Fossil Coordinate	CWE	Weathered Ash Coordinate

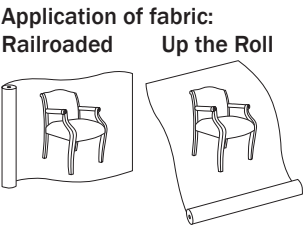
4. Fabric Selection - Please supply the following:  
Fabric vendor  
Pattern name  
Pattern color

For a complete list of JSI Graded-In Fabric click here

When specifying contrasting upholstery, indicate clearly which upholstery is to be applied to the seat, back and arms. Use higher grade pricing.  
• Indicate direction of fabric - Railroaded or Up the Roll  
• Please provide illustration, if available

- All COM orders must include the following:
- Vendor's name, pattern name and color
  - Sample of the fabric attached to order
  - Model numbers of items for fabric application
  - Special application instructions (e.g., all stripes will be applied front to back unless specified otherwise)
  - Customer and purchase order number

Ship prepaid COM material to:  
JSI  
Attn: COM Department  
201 East Martin Street  
Receiving B, Dock 71  
Orleans, IN 47452



All COM orders will ship at standard lead time from receipt of COM except for orders requiring special custom matched finishes.

5. Optional Casters - add \$107 list; specfy color.  
Color:  
• Black  
• Antique Brass

6. Optional Rubber Cushion Nylon Glides - no upcharge

Description	1 Model	Specifications				List Price Per Grade		
<div>Guest Chair</div> <div><div>NOW!</div></div>	<div>HB2901</div> <div>GSA Contract SIN #33721</div>	Dimensions		D	W	H	COM	\$1,140
		Overall		26	24 ¾	34	A	\$1,162
		Seat		18 ½	20	19	B	\$1,200
		Arm				26 ½	COL/C	\$1,271
		Upholstery			Shipping		D	\$1,360
		COM Ydg		2	Ctn Wt	40	E	\$1,449
		COL Sq Ft		36	Cu Ft	16	F	\$1,544
							G	\$1,677
							H	\$1,820
							I	\$2,046
							J	\$2,313
							L1	\$1,705
							L2	\$1,848

**To Order, Specify:**

- 1 Model Number
- 2 Wood Species - Maple (M)
- 3 Wood Finish
- 4 Fabric Selection - vendor, pattern and color
- 5 Optional Casters - add \$107 list; specify color
- 6 Optional Rubber Cushion Nylon Glides - no upcharge

**3 Wood Finish/Color Options:****Maple**

CAG	Aged Ash Coordinate	CGR	Graphite Coordinate
ALM	Ale Medium	HRV	Harvest
AUB	Auburn	CHL	High Line Coordinate
BRL	Barley	CKC	Khaki Coordinate
CBE	Blonde Echo Coordinate	LGC	Legacy
BBM	Bourbon Medium	MCH	Mocha
CBZ	Brazilwood Coordinate	NTO	Night Owl
BRM	Brighton Medium	COA	Oatmeal Cook Coordinate
BUT	Butterscotch	CPI	Pinnacle Walnut Coordinate
CIN	Cinnamon	PRL	Praline
CLA	Classic	SAF	Saffron
CCF	Coffee Coordinate	SIE	Sienna
CLL	Collectors	CST	Studio Teak Coordinate
CCR	Cremello Coordinate	TOF	Toffee
EAR	Earthy	TRF	Truffle
ESP	Espresso	VEN	Venetian
FLX	Flax	CVI	Vintage Coordinate
CFL	Florence Walnut Coordinate	CWH	Walnut Heights Coordinate
CFO	Fossil Coordinate	CWE	Weathered Ash Coordinate

- 4 See a selection of graded in fabric manufacturers and patterns on pages 20-28 Contact Customer Service for additional fabric options.

**Specifications**

- Wood species - Maple.
- Seat has synthetic sheet webbing and 2" polyurethane foam.
- Back has polypropylene webbing and 3 ½" polyurethane foam.
- Spiral grooved hardwood dowels with corner blocks, glue and screws.
- Standard with rubber cushion metal glides.

Harbor Lounge Order Check List:



Specify:

- ☐ 1. Model Number
- ☐ 2. Wood Species - Maple (M)
- ☐ 3. Wood Finish
- ☐ 4. Fabric Selection - vendor, pattern and color
- ☐ 5. Optional Rubber Cushion Nylon Glides - no upcharge

Example:

HD2911	M	AUB	MOMENTUM	VOX	MYSTIC
(model #)	(wood species)	(finish)	(fabric vendor)	(pattern name)	(pattern color)

1. Model Number

2. Wood Species - Maple (M)

3. Wood Finish Options:

CAG	Aged Ash Coordinate	CGR	Graphite Coordinate
ALM	Ale Medium	HRV	Harvest
AUB	Auburn	CHL	High Line Coordinate
BRL	Barley	CKC	Khaki Coordinate
CBE	Blonde Echo Coordinate	LGC	Legacy
BBM	Bourbon Medium	MCH	Mocha
CBZ	Brazilwood Coordinate	NTO	Night Owl
BRM	Brighton Medium	COA	Oatmeal Cookie Coordinate
BUT	Butterscotch	CPI	Pinnacle Walnut Coordinate
CIN	Cinnamon	PRL	Praline
CLA	Classic	SAF	Saffron
CCF	Coffee Coordinate	SIE	Sienna
CLL	Collectors	CST	Studio Teak Coordinate
CCR	Cremello Coordinate	TOF	Toffee
EAR	Earthy	TRF	Truffle
ESP	Espresso	VEN	Venetian
FLX	Flax	CVI	Vintage Coordinate
CFL	Florence Walnut Coordinate	CWH	Walnut Heights Coordinate
CFO	Fossil Coordinate	CWE	Weathered Ash Coordinate

4. Fabric Selection - Please supply the following:

- Fabric vendor
- Pattern name
- Pattern color

For a complete list of JSI Graded-In Fabric click here

When specifying contrasting upholstery, indicate clearly which upholstery is to be applied to the seat, back and arms. Use higher grade pricing.

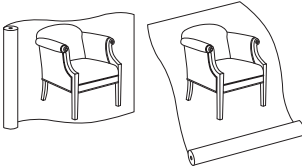
- Indicate direction of fabric - Railroaded or Up the Roll
- Please provide illustration, if available

All COM orders must include the following:

- Vendor's name, pattern name and color
- Sample of the fabric attached to order
- Model numbers of items for fabric application
- Special application instructions (e.g., all stripes will be applied front to back unless specified otherwise)
- Customer and purchase order number

Ship prepaid COM material to:  
JSI  
Attn: COM Dept  
932 Mill Street  
Jasper, IN 47546



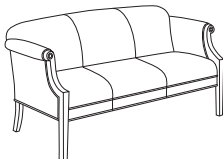
Application of fabric:  
Railroaded      Up the Roll



All COM orders will ship at standard lead time from receipt of COM except for orders requiring special custom matched finishes.

5. Optional Rubber Cushion Nylon Glides - no upcharge



Description		① Model	Specifications				List Price Per Grade			
<div>Club Chair</div> 	HB2911	GSA Contract SIN #33721	Dimensions	D	W	H	COM	\$1,818		
			Overall	30 ½	28 ½	34 ½	A	\$1,879		
			Seat	19 ¼	18 ½	17 ½	B	\$1,998		
			Arm			29	COL/C	\$2,206		
			Upholstery	Shipping			D	\$2,474		
			COM Ydg	6	Ctn Wt	70	E	\$2,743		
			COL Sq Ft	120	Cu Ft	31	F	\$3,026		
							G	\$3,428		
							H	\$3,857		
							I	\$4,528		
				J	\$5,333					
				L1	\$3,724					
				L2	\$4,208					
<div>Loveseat</div> 	HB2912	GSA Contract SIN #33721	Dimensions	D	W	H	COM	\$2,335		
			Overall	30 ½	52 ½	34 ½	A	\$2,420		
			Seat	19 ¼	42 ½	17 ½	B	\$2,589		
			Arm			29	COL/C	\$2,883		
			Upholstery	Shipping			D	\$3,264		
			COM Ydg	8 ½	Ctn Wt	95	E	\$3,644		
			COL Sq Ft	170	Cu Ft	51	F	\$4,047		
							G	\$4,617		
							H	\$5,223		
							I	\$6,172		
				J	\$7,314					
				L1	\$5,033					
				L2	\$5,716					
<div>Sofa</div> 	HB2913	GSA Contract SIN #33721	Dimensions	D	W	H	COM	\$2,978		
			Overall	30 ½	76 ½	34 ½	A	\$3,088		
			Seat	19 ¼	66 ½	17 ½	B	\$3,307		
			Arm			29	COL/C	\$3,690		
			Upholstery	Shipping			D	\$4,181		
			COM Ydg	11	Ctn Wt	125	E	\$4,674		
			COL Sq Ft	220	Cu Ft	74	F	\$5,193		
							G	\$5,929		
							H	\$6,716		
							I	\$7,946		
				J	\$9,422					
				L1	\$6,471					
				L2	\$7,355					

**To Order, Specify:**

- ① Model Number
- ② Wood Species - Maple (M)
- ③ Wood Finish
- ④ Fabric Selection - vendor, pattern and color
- ⑤ Optional Rubber Cushion Nylon Glides - no upcharge

**③ Wood Finish/Color Options:**

<b>Maple</b>			
CAG	Aged Ash Coordinate	CGR	Graphite Coordinate
ALM	Ale Medium	HRV	Harvest
AUB	Auburn	CHL	High Line Coordinate
BRL	Barley	CKC	Khaki Coordinate
CBE	Blonde Echo Coordinate	LGC	Legacy
BBM	Bourbon Medium	MCH	Mocha
CBZ	Brazilwood Coordinate	NTO	Night Owl
BRM	Brighton Medium	COA	Oatmeal Cook Coordinate
BUT	Butterscotch	CPI	Pinnacle Walnut Coordinate
CIN	Cinnamon	PRL	Praline
CLA	Classic	SAF	Saffron
CCF	Coffee Coordinate	SIE	Sienna
CLL	Collectors	CST	Studio Teak Coordinate
CCR	Cremello Coordinate	TOF	Toffee
EAR	Earthy	TRF	Truffle
ESP	Espresso	VEN	Venetian
FLX	Flax	CVI	Vintage Coordinate
CFL	Florence Walnut Coordinate	CWH	Walnut Heights Coordinate
CFO	Fossil Coordinate	CWE	Weathered Ash Coordinate

- ④ See a selection of graded in fabric manufacturers and patterns on pages 20-28 Contact Customer Service for additional fabric options.

**Specifications**

- Wood species - Maple.
- Seat has synthetic sheet webbing with cross strap reinforcement and 3 ½" polyurethane high density foam.
- Back has synthetic sheet webbing and 3 ½" polyurethane high density foam.
- Arms have ½" polyurethane foam.
- Spiral grooved hardwood dowels with corner blocks, glue and screws.
- Standard with rubber cushion metal glides.

Hedron Lounge Order Check List:



- Specify:
- ☐ 1. Model Number
  - ☐ 2. Wood Species - Maple (M) or 3D Laminate (B3L)
  - ☐ 3. Wood Finish
  - ☐ 4. Fabric Selection - vendor, pattern and color
  - ☐ 5. Optional Tablet Arm - add \$572 list; indicate left (TBL) or right (TBR)
  - ☐ 6. Optional Coordinating Wood Grain Laminate Surfaces - no upcharge
  - ☐ 7. Optional Felt Glide Covers - no upcharge

Example:

HN5301W	M	AUB	MOMENTUM	VOX	MYSTIC
(model #)	(wood species)	(finish)	(fabric vendor)	(pattern name)	(pattern color)

1. Model Number

---

2. Wood Species - Maple (M)

---

3. Wood Finish Options:

ALM	Ale Medium	FLX	Flax
AUB	Auburn	HRV	Harvest*
BRL	Barley	LGC	Legacy
BBM	Bourbon Medium	MCH	Mocha*
BRM	Brighton Medium	NTO	Night Owl*
BUT	Butterscotch	PRL	Praline*
CIN	Cinnamon	SAF	Saffron
CLA	Classic	SIE	Sienna*
CLL	Collectors*	TOF	Toffee
EAR	Earthy	TRF	Truffle*
ESP	Espresso	VEN	Venetian

4. Fabric Selection - Please supply the following:

Fabric vendor

Pattern name

Pattern color

[For a complete list of JSI Graded-In Fabric click here](#)

When specifying contrasting upholstery, indicate clearly which upholstery is to be applied to the seat, back and arms. Use higher grade pricing.

- Indicate direction of fabric - Railroaded or Up the Roll
- Please provide illustration, if available

All COM orders must include the following:

- Vendor's name, pattern name and color
- Sample of the fabric attached to order
- Model numbers of items for fabric application
- Special application instructions (e.g., all stripes will be applied front to back unless specified otherwise)
- Customer and purchase order number

Ship prepaid COM material to:

JSI

Attn: COM Department

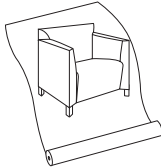
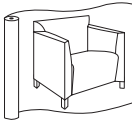
201 East Martin Street

Receiving B, Dock 71

Orleans, IN 47452

Application of fabric:

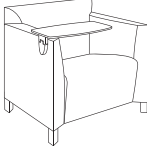
Railroaded      Up the Roll



All COM orders will ship at standard lead time from receipt of COM except for orders requiring special custom matched finishes.

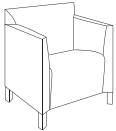
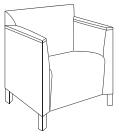

5. Tablet Arm -

Tablet arm designated right or left as seated in chair - add \$572 list




\*6. Optional Coordinating Wood Grain Laminate Table Top - no upcharge; tables only. Finishes with an asterisk (\*) have a coordinating laminate available.

7. Optional Felt Glide Covers - no upcharge

Description	① Model	Specifications				List Price Per Grade	
<b>Single Seat</b> 	<b>HN5301U</b> GSA Contract SIN #33721	<b>Dimensions</b>	<b>D</b>	<b>W</b>	<b>H</b>	<b>COM</b>	<b>\$1,754</b>
		Overall	26 ½	28	31	A	\$1,799
		Seat	20	20	18 ½	B	\$1,890
		Arm			26 ½	COL/C	\$2,049
		<b>Upholstery</b>	<b>Shipping</b>			D	\$2,254
		COM Ydg	4 ½	Ctn Wt	58	E	\$2,459
		COL Sq Ft	90	Cu Ft	30	F	\$2,675
						G	\$2,980
						H	\$3,307
						I	\$3,818
<b>Single Seat with Wood Cap Arm</b> 	<b>HN5301W</b> GSA Contract SIN #33721	<b>Dimensions</b>	<b>D</b>	<b>W</b>	<b>H</b>	<b>COM</b>	<b>\$1,931</b>
		Overall	26 ½	28	31	A	\$1,979
		Seat	20	20	18 ½	B	\$2,069
		Arm			26 ½	COL/C	\$2,229
		<b>Upholstery</b>	<b>Shipping</b>			D	\$2,431
		COM Ydg	4 ½	Ctn Wt	62	E	\$2,636
		COL Sq Ft	90	Cu Ft	30	F	\$2,852
						G	\$3,158
						H	\$3,484
						I	\$3,997
<b>31" Single Seat</b> 	<b>HN5311U</b> GSA Contract SIN #33721	<b>Dimensions</b>	<b>D</b>	<b>W</b>	<b>H</b>	<b>COM</b>	<b>\$2,037</b>
		Overall	26 ½	38	31	A	\$2,087
		Seat	20	30	18 ½	B	\$2,189
		Arm			26 ½	COL/C	\$2,366
		<b>Upholstery</b>	<b>Shipping</b>			D	\$2,593
		COM Ydg	5	Ctn Wt	69	E	\$2,820
		COL Sq Ft	115	Cu Ft	33	F	\$3,058
						G	\$3,399
						H	\$3,763
						I	\$4,331

**To Order, Specify:**

- ① Model Number
- ② Wood Species - Maple (M) or 3D Black Laminate (B3L)
- ③ Wood Finish
- ④ Fabric Selection - vendor, pattern and color
- ⑤ Optional Tablet Arm - add \$572 list; indicate left (TBL) or right (TBR)
 



Tilt and Stow  
Tablet Arm Illustration  
10"d x 16"w Surface
- ⑥ Optional Coordinating Wood Grain Laminate Surfaces - no upcharge. Finishes with an asterisk have a coordinating laminate available.
- ⑦ Optional Felt Glide Covers - no upcharge

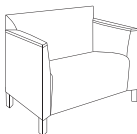

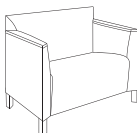
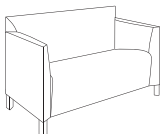
**③ Wood Finish/Color Options:**

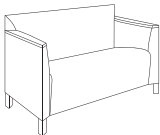
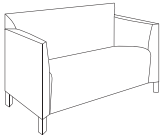
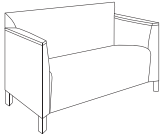
<b>Maple</b>			
ALM	Ale Medium	FLX	Flax
AUB	Auburn	HRV	Harvest*
BRL	Barley	LGC	Legacy
BBM	Bourbon Medium	MCH	Mocha*
BRM	Brighton Medium	NTD	Night Owl*
BUT	Butterscotch	PRL	Praline*
CIN	Cinnamon	SAF	Saffron
CLA	Classic	SIE	Sienna*
CLL	Collectors*	TOF	Toffee
EAR	Earthy	TRF	Truffle*
ESP	Espresso	VEN	Venetian

- ④ See a selection of graded in fabric manufacturers and patterns on pages 20-28 Contact Customer Service for additional fabric options.

**Specifications**


- Frame: Solid Birch plywood
- Standard scale leg is 5 ½" tall.
- Mortise and tenon construction with corner blocks, glue and screws.
- Anodized aluminum extruded leg.
- Seat has synthetic sheet webbing with cross strip webs, 3" polyurethane foam with Dacron® wrap.
- Back has synthetic sheet webbing, 2" polyurethane foam with Dacron® wrap.
- Arms have ¼" polyurethane foam.
- Wood caps are ¾" thick maple veneer.
- **Linking bracket, see page 361.**
- Standard with nylon glides.

Description	① Model	Specifications	List Price Per Grade																														
<b>31" Single Seat with Wood Cap Arm</b> 	<b>HN5311W</b> GSA Contract SIN #33721	<table><tr><th>Dimensions</th><th>D</th><th>W</th><th>H</th></tr><tr><td>Overall</td><td>26 ½</td><td>38</td><td>31</td></tr><tr><td>Seat</td><td>20</td><td>30</td><td>18 ½</td></tr><tr><td>Arm</td><td></td><td></td><td>26 ½</td></tr><tr><th colspan="2">Upholstery</th><th colspan="2">Shipping</th></tr><tr><td>COM Ydg</td><td>5</td><td>Ctn Wt</td><td>73</td></tr><tr><td>COL Sq Ft</td><td>115</td><td>Cu Ft</td><td>33</td></tr></table>	Dimensions	D	W	H	Overall	26 ½	38	31	Seat	20	30	18 ½	Arm			26 ½	Upholstery		Shipping		COM Ydg	5	Ctn Wt	73	COL Sq Ft	115	Cu Ft	33	COM \$2,214 A \$2,264 B \$2,366 COL/C \$2,543 D \$2,769 E \$2,996 F \$3,236 G \$3,577 H \$3,939 I \$4,507 J \$5,186 L1 \$4,099 L2 \$4,575		
		Dimensions	D	W	H																												
		Overall	26 ½	38	31																												
		Seat	20	30	18 ½																												
		Arm			26 ½																												
		Upholstery		Shipping																													
		COM Ydg	5	Ctn Wt	73																												
		COL Sq Ft	115	Cu Ft	33																												
		<b>31" Single Seat</b> 	<b>HN5311BU</b> · bariatric · 600 lb load rated · meets BIFMA x5.11 large occupant standard (253-400lb individual) GSA Contract SIN #33721	<table><tr><th>Dimensions</th><th>D</th><th>W</th><th>H</th></tr><tr><td>Overall</td><td>26 ½</td><td>38</td><td>31</td></tr><tr><td>Seat</td><td>20</td><td>30</td><td>18 ½</td></tr><tr><td>Arm</td><td></td><td></td><td>26 ½</td></tr><tr><th colspan="2">Upholstery</th><th colspan="2">Shipping</th></tr><tr><td>COM Ydg</td><td>5</td><td>Ctn Wt</td><td>74</td></tr><tr><td>COL Sq Ft</td><td>115</td><td>Cu Ft</td><td>33</td></tr></table>	Dimensions	D	W	H	Overall	26 ½	38	31	Seat	20	30	18 ½	Arm			26 ½	Upholstery		Shipping		COM Ydg	5	Ctn Wt	74	COL Sq Ft	115	Cu Ft	33	COM \$2,574 A \$2,625 B \$2,726 COL/C \$2,903 D \$3,131 E \$3,357 F \$3,596 G \$3,938 H \$4,301 I \$4,868 J \$5,549 L1 \$4,460 L2 \$4,937
				Dimensions	D	W	H																										
Overall	26 ½			38	31																												
Seat	20			30	18 ½																												
Arm					26 ½																												
Upholstery				Shipping																													
COM Ydg	5			Ctn Wt	74																												
COL Sq Ft	115			Cu Ft	33																												
<b>31" Single Seat with Wood Cap Arm</b> 	<b>HN5311BW</b> · bariatric · 600 lb load rated · meets BIFMA x5.11 large occupant standard (253-400lb individual) GSA Contract SIN #33721			<table><tr><th>Dimensions</th><th>D</th><th>W</th><th>H</th></tr><tr><td>Overall</td><td>26 ½</td><td>38</td><td>31</td></tr><tr><td>Seat</td><td>20</td><td>30</td><td>18 ½</td></tr><tr><td>Arm</td><td></td><td></td><td>26 ½</td></tr><tr><th colspan="2">Upholstery</th><th colspan="2">Shipping</th></tr><tr><td>COM Ydg</td><td>5</td><td>Ctn Wt</td><td>78</td></tr><tr><td>COL Sq Ft</td><td>115</td><td>Cu Ft</td><td>33</td></tr></table>	Dimensions	D	W	H	Overall	26 ½	38	31	Seat	20	30	18 ½	Arm			26 ½	Upholstery		Shipping		COM Ydg	5	Ctn Wt	78	COL Sq Ft	115	Cu Ft	33	COM \$2,751 A \$2,802 B \$2,903 COL/C \$3,081 D \$3,307 E \$3,534 F \$3,773 G \$4,114 H \$4,477 I \$5,045 J \$5,725 L1 \$4,635 L2 \$5,113
				Dimensions	D	W	H																										
		Overall	26 ½	38	31																												
		Seat	20	30	18 ½																												
		Arm			26 ½																												
		Upholstery		Shipping																													
		COM Ydg	5	Ctn Wt	78																												
		COL Sq Ft	115	Cu Ft	33																												
		<b>Double Seat</b> 	<b>HN5302U</b> Excluded from GSA Contract	<table><tr><th>Dimensions</th><th>D</th><th>W</th><th>H</th></tr><tr><td>Overall</td><td>26 ½</td><td>49</td><td>31</td></tr><tr><td>Seat</td><td>20</td><td>41</td><td>18 ½</td></tr><tr><td>Arm</td><td></td><td></td><td>26 ½</td></tr><tr><th colspan="2">Upholstery</th><th colspan="2">Shipping</th></tr><tr><td>COM Ydg</td><td>5 ¾</td><td>Ctn Wt</td><td>80</td></tr><tr><td>COL Sq Ft</td><td>133</td><td>Cu Ft</td><td>46</td></tr></table>	Dimensions	D	W	H	Overall	26 ½	49	31	Seat	20	41	18 ½	Arm			26 ½	Upholstery		Shipping		COM Ydg	5 ¾	Ctn Wt	80	COL Sq Ft	133	Cu Ft	46	COM \$2,261 A \$2,318 B \$2,434 COL/C \$2,639 D \$2,898 E \$3,161 F \$3,436 G \$3,827 H \$4,246 I \$4,899 J \$5,681 L1 \$4,429 L2 \$4,976
				Dimensions	D	W	H																										
Overall	26 ½			49	31																												
Seat	20			41	18 ½																												
Arm					26 ½																												
Upholstery				Shipping																													
COM Ydg	5 ¾			Ctn Wt	80																												
COL Sq Ft	133			Cu Ft	46																												

Description	1 Model	Specifications	List Price Per Grade
<b>Double Seat with Wood Cap Arm</b> 	<b>HN5302W</b> Excluded from GSA Contract	<b>Dimensions</b>	COM \$2,439
		Overall 26½ 49 31	A \$2,498
		Seat 20 41 18½	B \$2,615
		Arm 26½	COL/C \$2,818
		<b>Upholstery</b>	D \$3,079
		<b>Shipping</b>	E \$3,339
		COM Ydg 5¾ Ctn Wt 84	F \$3,617
		COL Sq Ft 133 Cu Ft 46	G \$4,007
			H \$4,426
			I \$5,078
<b>Double Seat</b> 	<b>HN5302BU</b> • bariatric • 600 lb load rated • meets BIFMA x5.11 large occupant standard (253-400lb individual) Excluded from GSA Contract	<b>Dimensions</b>	COM \$2,799
		Overall 26½ 49 31	A \$2,858
		Seat 20 41 18½	B \$2,973
		Arm 26½	COL/C \$3,178
		<b>Upholstery</b>	D \$3,437
		<b>Shipping</b>	E \$3,699
		COM Ydg 5¾ Ctn Wt 85	F \$3,974
		COL Sq Ft 133 Cu Ft 46	G \$4,365
			H \$4,784
			I \$5,436
<b>Double Seat with Wood Cap Arm</b> 	<b>HN5302BW</b> • bariatric • 600 lb load rated • meets BIFMA x5.11 large occupant standard (253-400lb individual) Excluded from GSA Contract	<b>Dimensions</b>	COM \$2,976
		Overall 26½ 49 31	A \$3,036
		Seat 20 41 18½	B \$3,152
		Arm 26½	COL/C \$3,355
		<b>Upholstery</b>	D \$3,617
		<b>Shipping</b>	E \$3,877
		COM Ydg 5¾ Ctn Wt 89	F \$4,152
		COL Sq Ft 133 Cu Ft 46	G \$4,545
			H \$4,962
			I \$5,615
			J \$6,398
			L1 \$5,144
			L2 \$5,691

**To Order, Specify:**

- Model Number
- Wood Species - Maple (M) or 3D Black Laminate (B3L)
- Wood Finish
- Fabric Selection - vendor, pattern and color
- Optional Tablet Arm - add \$572 list; indicate left (TBL) or right (TBR)
 



Tilt and Stow  
Tablet Arm Illustration  
10"d x 16"w Surface
- Optional Coordinating Wood Grain Laminate Surfaces - no upcharge. Finishes with an asterisk have a coordinating laminate available.
- Optional Felt Glide Covers - no upcharge

**3 Wood Finish/Color Options:**

<b>Maple</b>			
ALM	Ale Medium	FLX	Flax
AUB	Auburn	HRV	Harvest*
BRL	Barley	LGC	Legacy
BBM	Bourbon Medium	MCH	Mocha*
BRM	Brighton Medium	NTD	Night Owl*
BUT	Butterscotch	PRL	Praline*
CIN	Cinnamon	SAF	Saffron
CLA	Classic	SIE	Sienna*
CLL	Collectors*	TOF	Toffee
EAR	Earthy	TRF	Truffle*
ESP	Espresso	VEN	Venetian

- See a selection of graded in fabric manufacturers and patterns on pages 20-28 Contact Customer Service for additional fabric options.





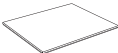




**Specifications**



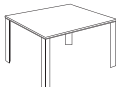
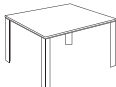
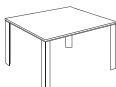




- Frame: Solid Birch plywood
- Standard scale leg is 5½" tall.
- Mortise and tenon construction with corner blocks, glue and screws.
- Anodized aluminum extruded leg.
- Seat has synthetic sheet webbing with cross strip webs, 3" polyurethane foam with Dacron® wrap.
- Back has synthetic sheet webbing, 2" polyurethane foam with Dacron® wrap.
- Arms have ¼" polyurethane foam.
- Wood caps are ¾" thick maple veneer.
- Linking bracket, see page 361.
- Standard with nylon glides.

# HEDRON

## STANDARD LINKING TABLES, TOP MOUNTED



Description	D	W	H	CTN WT	CU FT	① Model	List Price
20" Linking End Table	24 ¾	20	17	19	4	HN53E2T	\$666
	GSA Contract SIN #33721						
20" Linking Center Table	24 ¾	20	17	19	4	HN53C2T	\$479
	GSA Contract SIN #33721						
90° Linking Straight L Table	24 ¾	24 ¾	17	23	6	HN53CLST	\$604
	GSA Contract SIN #33721						
90° Linking Radius L Table	24	24	17	15	6	HN53CLRT	\$479
	GSA Contract SIN #33721						
90° Linking T Table	24 ¾	24 ¾	17	23	6	HN53CTT	\$479
	GSA Contract SIN #33721						
90° Linking X Table	24 ¾	24 ¾	17	23	6	HN53CXT	\$479
	GSA Contract SIN #33721						
22.5° Linking Table	24 ¾	18 ¼	17	12	4	HN53C22T	\$479
	· overall width range is 9 – 18 ¼ GSA Contract SIN #33721						
30° Linking Table	24 ¾	21 ⅝	17	13	4	HN53C30T	\$479
	· overall width range is 9 – 21 ⅝ GSA Contract SIN #33721						
45° Linking Table	24 ¾	27	17	17	6	HN53C45T	\$479
	· overall width range is 9 – 27 GSA Contract SIN #33721						

Description	D	W	H	CTN WT	CU FT	① Model	List Price
20" Linking End Table	24 ¾	20	17	25	4	HN53E2L	\$819
	GSA Contract SIN #33721						
20" Linking Center Table	24 ¾	20	17	25	4	HN53C2L	\$819
	GSA Contract SIN #33721						
90° Linking Straight L Table	24 ¾	24 ¾	17	27	6	HN53CLSL	\$819
	GSA Contract SIN #33721						
90° Linking T Table	24 ¾	24 ¾	17	27	6	HN53CTL	\$819
	GSA Contract SIN #33721						
90° Linking X Table	24 ¾	24 ¾	17	27	6	HN53CXL	\$819
	GSA Contract SIN #33721						
22.5° Linking Table	24 ¾	18 ¼	17	18	4	HN53C22L	\$819
	· overall width range is 9 – 18 ¼ GSA Contract SIN #33721						
30° Linking Table	24 ¾	21 ⅜	17	19	4	HN53C30L	\$819
	· overall width range is 9 – 21 ⅜ GSA Contract SIN #33721						
45° Linking Table	24 ¾	27	17	23	6	HN53C45L	\$819
	· overall width range is 9 – 27 GSA Contract SIN #33721						
							
Linking Bracket Application							

**To Order, Specify:**

- ① Model Number
- ② Wood Species - Maple (M)
- ③ Wood Finish
- ④ Optional Coordinating Wood Grain Laminate  
Surfaces - no upcharge. Finishes with an asterisk have a coordinating laminate available.
- ⑤ Optional Felt Glide Covers - no upcharge

**③ Wood Finish/Color Options:**

<b>Maple</b>			
ALM	Ale Medium	FLX	Flax
AUB	Auburn	HRV	Harvest*
BRL	Barley	LGC	Legacy
BBM	Bourbon Medium	MCH	Mocha*
BRM	Brighton Medium	NTO	Night Owl*
BUT	Butterscotch	PRL	Praline*
CIN	Cinnamon	SAF	Saffron
CLA	Classic	SIE	Sienna*
CLL	Collectors*	TOF	Toffee
EAR	Earthy	TRF	Truffle*
ESP	Espresso	VEN	Venetian

**Specifications**

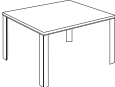
- Wood species - Maple veneer.
- Table tops are 7/8" thick.
- Anodized aluminum extruded leg.
- Linking bracket, see page 361.
- Standard with nylon glides.

Description	D	W	H	CTN WT	CU FT	① Model	List Price
24" x 24" End Table	24 ¾	24 ¾	17	27	6	HN2424-17	\$819



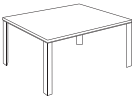
GSA Contract SIN #33721

30" x 30" End Table	28 ¼	28 ¼	17	33	6	HN3030-17	\$953
---------------------	------	------	----	----	---	-----------	-------



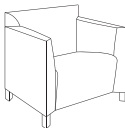
GSA Contract SIN #33721

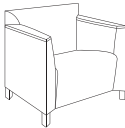
36" x 36" End Table	36	36	17	46	8	HN3636-17	\$1,017
---------------------	----	----	----	----	---	-----------	---------



GSA Contract SIN #33721




Description	① Model	Specifications				List Price Per Grade	
<div>Single Seat</div> 	<div>HN5321U</div> <div>GSA Contract SIN #33721</div>	Dimensions	D	W	H	COM	\$1,957
		Overall	30	32	30	A	\$2,018
		Seat	21	22 ½	18 ½	B	\$2,139
		Arm			26 ½	COL/C	\$2,349
		Upholstery	Shipping			D	\$2,623
		COM Ydg	6	Ctn Wt	71	E	\$2,894
		COL Sq Ft	120	Cu Ft	30	F	\$3,183
						G	\$3,591
						H	\$4,025
						I	\$4,709
				J	\$5,526		
				L1	\$3,891		
				L2	\$4,381		

<div>Single Seat with Wood Cap Arm</div> 	<div>HN5321W</div> <div>GSA Contract SIN #33721</div>	Dimensions	D	W	H	COM	\$2,145
		Overall	30	32	30	A	\$2,205
		Seat	21	22 ½	18 ½	B	\$2,329
		Arm			26 ½	COL/C	\$2,538
		Upholstery	Shipping			D	\$2,812
		COM Ydg	6	Ctn Wt	75	E	\$3,084
		COL Sq Ft	120	Cu Ft	30	F	\$3,373
						G	\$3,780
						H	\$4,215
						I	\$4,897
				J	\$5,715		
				L1	\$4,081		
				L2	\$4,571		

**To Order, Specify:**

- ① Model Number
- ② Wood Species - Maple (M) or 3D Black Laminate (B3L)
- ③ Wood Finish
- ④ Fabric Selection - vendor, pattern and color
- ⑤ Optional Tablet Arm - add \$572 list; indicate left (TBL) or right (TBR)
 



Tilt and Stow  
Tablet Arm Illustration  
10"d x 16"w Surface
- ⑥ Optional Coordinating Wood Grain Laminate Surfaces - no upcharge. Finishes with an asterisk have a coordinating laminate available.
- ⑦ Optional Felt Glide Covers - no upcharge

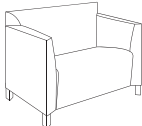
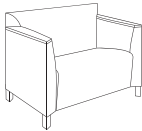
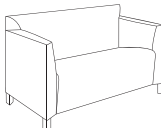
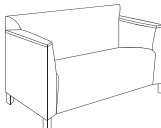
**③ Wood Finish/Color Options:**










<b>Maple</b>			
ALM	Ale Medium	FLX	Flax
AUB	Auburn	HRV	Harvest*
BRL	Barley	LGC	Legacy
BBM	Bourbon Medium	MCH	Mocha*
BRM	Brighton Medium	NTD	Night Owl*
BUT	Butterscotch	PRL	Praline*
CIN	Cinnamon	SAF	Saffron
CLA	Classic	SIE	Sienna*
CLL	Collectors*	TOF	Toffee
EAR	Earthy	TRF	Truffle*
ESP	Espresso	VEN	Venetian

- ④ See a selection of graded in fabric manufacturers and patterns on pages 20-28 Contact Customer Service for additional fabric options.

**Specifications**

- Frame: Solid Birch plywood
- Standard scale leg is 5 ½" tall.
- Mortise and tenon construction with corner blocks, glue and screws.
- Anodized aluminum extruded leg.
- Seat has synthetic sheet webbing with cross strip webs, 3" polyurethane foam with Dacron® wrap.
- Back has synthetic sheet webbing, 2" polyurethane foam with Dacron® wrap.
- Arms have ¼" polyurethane foam.
- Table tops are 7/8" thick and wood caps are ¾" thick maple veneer.
- **Linking bracket, see page 361.**
- Standard with nylon glides.

Description	① Model	Specifications				List Price Per Grade		
31 " Single Seat 	HN5331U  GSA Contract SIN #33721	Dimensions		D	W	H	COM	\$2,237
		Overall		30	40	30	A	\$2,302
		Seat		21	30	18 ½	B	\$2,428
		Arm				26 ½	COL/C	\$2,650
		Upholstery			Shipping		D	\$2,932
		COM Ydg		6 ¼	Ctn Wt	82	E	\$3,216
		COL Sq Ft		144	Cu Ft	33	F	\$3,517
							G	\$3,941
							H	\$4,396
							I	\$5,105
31 " Single Seat with Wood Cap Arm 	HN5331W  GSA Contract SIN #33721	Dimensions		D	W	H	COM	\$2,426
		Overall		30	40	30	A	\$2,489
		Seat		21	30	18 ½	B	\$2,617
		Arm				26 ½	COL/C	\$2,838
		Upholstery			Shipping		D	\$3,120
		COM Ydg		6 ¼	Ctn Wt	87	E	\$3,404
		COL Sq Ft		144	Cu Ft	33	F	\$3,703
							G	\$4,130
							H	\$4,583
							I	\$5,292
Double Seat 	HN5332U  Excluded from GSA Contract	Dimensions		D	W	H	COM	\$2,462
		Overall		30	51	30	A	\$2,534
		Seat		21	41	18 ½	B	\$2,677
		Arm				26 ½	COL/C	\$2,922
		Upholstery			Shipping		D	\$3,240
		COM Ydg		7	Ctn Wt	93	E	\$3,557
		COL Sq Ft		161	Cu Ft	46	F	\$3,893
							G	\$4,370
							H	\$4,877
							I	\$5,674
Double Seat with Wood Cap Arm 	HN5332W  Excluded from GSA Contract	Dimensions		D	W	H	COM	\$2,653
		Overall		30	51	30	A	\$2,724
		Seat		21	41	18 ½	B	\$2,865
		Arm				26 ½	COL/C	\$3,113
		Upholstery			Shipping		D	\$3,431
		COM Ydg		7	Ctn Wt	97	E	\$3,747
		COL Sq Ft		161	Cu Ft	46	F	\$4,084
							G	\$4,559
							H	\$5,068
							I	\$5,863

Description	D	W	H	CTN WT	CU FT	① Model	List Price
20" Linking End Table	28 ¼	20	17	21	4	HN53E2GT	\$687
	GSA Contract SIN #33721						
20" Linking Center Table	28 ¼	20	17	21	4	HN53C2GT	\$496
	GSA Contract SIN #33721						
90° Linking Straight L Table	28 ¼	28 ¼	17	25	6	HN53CLGST	\$623
	GSA Contract SIN #33721						
90° Linking Radius L Table	27 ½	27 ½	17	17	6	HN53CLGRT	\$496
	GSA Contract SIN #33721						
90° Linking T Table	28 ¼	28 ¼	17	25	6	HN53CTGT	\$496
	GSA Contract SIN #33721						
90° Linking X Table	28 ¼	28 ¼	17	25	6	HN53CXGT	\$496
	GSA Contract SIN #33721						
22.5° Linking Table	28 ¼	19 ⅞	17	14	4	HN53C22GT	\$496
	• overall width range is 9 - 19 ⅞						
	GSA Contract SIN #33721						
30° Linking Table	28 ¼	23	17	15	4	HN53C30GT	\$496
	• overall width range is 9 - 23						
	GSA Contract SIN #33721						
45° Linking Table	28 ¼	29 ⅝	17	19	6	HN53C45GT	\$496
	• overall width range is 9 - 29 ⅝						
	GSA Contract SIN #33721						

**To Order, Specify:**

- ① Model Number
- ② Wood Species - Maple (M) or 3D Black Laminate (B3L)
- ③ Wood Finish
- ④ Fabric Selection - vendor, pattern and color
- ⑤ Optional Tablet Arm - add \$572 list; indicate left (TBL) or right (TBR)
 

Tilt and Stow  
Tablet Arm Illustration  
10"d x 16"w Surface
- ⑥ Optional Coordinating Wood Grain Laminate  
Surfaces - no upcharge. Finishes with an asterisk have a coordinating laminate available.
- ⑦ Optional Felt Glide Covers - no upcharge

**③ Wood Finish/Color Options:**

Maple			
ALM	Ale Medium	FLX	Flax
AUB	Auburn	HRV	Harvest*
BRL	Barley	LGC	Legacy
BBM	Bourbon Medium	MCH	Mocha*
BRM	Brighton Medium	NTO	Night Owl*
BUT	Butterscotch	PRL	Praline*
CIN	Cinnamon	SAF	Saffron
CLA	Classic	SIE	Sienna*
CLL	Collectors*	TOF	Toffee
EAR	Earthy	TRF	Truffle*
ESP	Espresso	VEN	Venetian

- ④ See a selection of graded in fabric manufacturers and patterns on pages 20-28 Contact Customer Service for additional fabric options.

**Specifications**

- Frame: Solid Birch plywood
- Grand scale leg is 4" tall.
- Mortise and tenon construction with corner blocks, glue and screws.
- Anodized aluminum extruded leg.
- Seat has synthetic sheet webbing with cross strip webs, 3" polyurethane foam with Dacron® wrap.
- Back has synthetic sheet webbing, 2" polyurethane foam with Dacron® wrap.
- Arms have ¼" polyurethane foam.
- Table tops are 7/8" thick and wood caps are ¾" thick maple veneer.
- Linking bracket, see page 361.
- Standard with nylon glides.

# HEDRON

## GRAND LINKING TABLES, LEG MOUNTED



Description	D	W	H	CTN WT	CU FT	① Model	List Price
20" Linking End Table	28 ¼	20	17	27	4	HN53E2GL	\$843



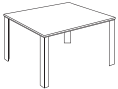
GSA Contract SIN #33721

20" Linking Center Table	28 ¼	20	17	27	4	HN53C2GL	\$843
--------------------------	------	----	----	----	---	----------	-------



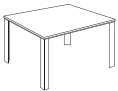
GSA Contract SIN #33721

90° Linking Straight L Table	28 ¼	28 ¼	17	29	6	HN53CLGSL	\$843
------------------------------	------	------	----	----	---	-----------	-------



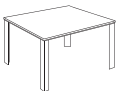
GSA Contract SIN #33721

90° Linking T Table	28 ¼	28 ¼	17	29	6	HN53CTGL	\$843
---------------------	------	------	----	----	---	----------	-------



GSA Contract SIN #33721

90° Linking X Table	28 ¼	28 ¼	17	29	6	HN53CXGL	\$843
---------------------	------	------	----	----	---	----------	-------



GSA Contract SIN #33721

HEDRON

Description	D	W	H	CTN WT	CU FT	① Model	List Price
22.5° Linking Table	28 ¼	19 ⅝	17	20	4	HN53C22GL	\$843



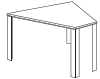
- overall width range is 9 - 19 ⅝
- GSA Contract SIN #33721

30° Linking Table	28 ¼	23	17	21	4	HN53C30GL	\$843
-------------------	------	----	----	----	---	-----------	-------



- overall width range is 9 - 23
- GSA Contract SIN #33721

45° Linking Table	28 ¼	29 ⅝	17	25	6	HN53C45GL	\$843
-------------------	------	------	----	----	---	-----------	-------



- overall width range is 9 - 29 ⅝
- GSA Contract SIN #33721

Linking Bracket	HN53BRKT					\$109
-----------------	----------	--	--	--	--	-------



- set of 2 for single linking of Chair to Table or Chair to Chair application
- GSA Contract SIN #33721



Linking Bracket Application



Chair to Table Linked



Chair to Chair Linked

**To Order, Specify:**

- ① Model Number
- ② Wood Species - Maple (M)
- ③ Wood Finish
- ④ Optional Coordinating Wood Grain Laminate  
Surfaces - no upcharge. Finishes with an asterisk have a coordinating laminate available.
- ⑤ Optional Felt Glide Covers - no upcharge

**③ Wood Finish/Color Options:**

Maple			
ALM	Ale Medium	FLX	Flax
AUB	Auburn	HRV	Harvest*
BRL	Barley	LGC	Legacy
BBM	Bourbon Medium	MCH	Mocha*
BRM	Brighton Medium	NTO	Night Owl*
BUT	Butterscotch	PRL	Praline*
CIN	Cinnamon	SAF	Saffron
CLA	Classic	SIE	Sienna*
CLL	Collectors*	TOF	Toffee
EAR	Earthy	TRF	Truffle*
ESP	Espresso	VEN	Venetian

- ④ See a selection of graded in fabric manufacturers and patterns on pages 20-28 Contact Customer Service for additional fabric options.

**Specifications**

- Table tops - Maple veneer.
- Table tops are 7/8" thick.
- Anodized aluminum extruded leg.
- **Linking bracket, see above.**
- Standard with nylon glides.

Hoopz Order Check List:



**Specify:**

- ☐ 1. Model Number
- ☐ 2. Seat and Back Plastic Color
- ☐ 3. Fabric Selections - vendor, pattern and color
- ☐ 4. Metal Frame Color
  - A. Tier 1 - no upcharge
  - B. Tier 2 - add \$42 list
  - C. Tier 3 - add \$83 list
  - D. Tier 4 - add \$125 list

Example:

<b>HZ143PA</b> (model #)	<b>DGM</b> (seat & back color)	<b>CHR</b> (metal frame color)
-----------------------------	-----------------------------------	-----------------------------------

<b>1. Model Number</b>	Ship prepaid COM material to: JSI Attn: COM Dept 201 East Martin Street Receiving B, Dock 71 Orleans, IN 47452	Application of fabric: Railroaded      Up the Roll 
<b>2. Seat and Back Plastic Color Options:</b> (seat and back will be the same color) BBM    Balanced Beige DGM    Dancing Green EWM    Extra White HSM    Heartstone Gray SRM    Stop Red TBM    Tricorn Black		
<b>3. Fabric Selection - Please supply the following:</b> Fabric vendor Pattern name Pattern color  <a href="#">For a complete list of JSI Graded-In Fabric click here</a>  When specifying contrasting upholstery, indicate clearly which upholstery is to be applied to the seat and back. Use higher grade pricing. - Indicate direction of fabric - Railroaded or Up the Roll - Please provide illustration, if available  <b>All COM orders must include the following:</b> - Vendor's name, pattern name and color - Sample of the fabric attached to order - Model numbers of items for fabric application - Special application instructions (e.g., all stripes will be applied front to back unless specified otherwise) - Customer and purchase order number	<b>4. Metal Frame Color</b> <b>Tier 1:</b> MBK    Matte Black  <b>Tier 2: add \$42 list</b> ASL    Arctic Silver PEW    Pewter  <b>Tier 3: add \$83 list</b> CAR    Carmine Red (RAL3002) LGR    Leaf Green (RAL6002) PPV    Purple Violet (RAL4007) SIG    Signal Orange (RAL2010)  <b>Tier 4: add \$125 list</b> BRD    Beige Red (RAL3012) COP    Copper Brown (RAL8004) HYL    Honey Yellow (RAL1005) MTQ    Mint Turquoise (RAL6033) OGR    Olive Green (RAL6003) QZG    Quartz Grey (RAL7039) SAL    Salmon Orange (RAL2012)	<b>CHR    Chrome</b>  <b>BWH    Bright White</b> <b>SNK    Soft Nickel</b>  <b>SPB    Sapphire Blue (RAL4007)</b> <b>TBL    Traffic Blue (RAL5017)</b> <b>ZYL    Zinc Yellow (RAL1018)</b>  <b>SGR    Signal Green (RAL6032)</b> <b>SGY    Silk Grey (RAL7044)</b> <b>SKY    Sky Blue (RAL5015)</b> <b>TQP    Turquoise Pastel (RAL6034)</b> <b>TRD    Traffic Red (RAL3020)</b> <b>MHB    Mahogany Brown (RAL8016)</b>







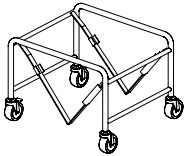




Description	① Model	Specifications	List Price Per Grade																								
Counter Stool, Fully Upholstered	<b>HZ144D</b> <ul style="list-style-type: none"> <li>· upholstered seat</li> <li>· fully upholstered back</li> <li>· metal frame</li> <li>· load capacity meets or exceeds BIFMA requirements</li> <li>· integrated passive linking glide</li> </ul> GSA Contract SIN #33721	<table> <tr> <th>Dimensions</th><th>D</th><th>W</th><th>H</th></tr> <tr> <td>Overall</td><td>23</td><td>21 ¾</td><td>39 ¾</td></tr> <tr> <td>Seat</td><td>16 ¾</td><td>17 ½</td><td>24 ¾</td></tr> <tr> <th>Upholstery</th><th colspan="3">Shipping</th></tr> <tr> <td>COM Ydg</td><td>1 ¼</td><td>Ctn Wt</td><td>21</td></tr> <tr> <td>COL Sq Ft</td><td>23</td><td>Cu Ft</td><td>14</td></tr> </table>	Dimensions	D	W	H	Overall	23	21 ¾	39 ¾	Seat	16 ¾	17 ½	24 ¾	Upholstery	Shipping			COM Ydg	1 ¼	Ctn Wt	21	COL Sq Ft	23	Cu Ft	14	COM \$761 A \$774 B \$797 COL/C \$840 D \$896 E \$952 F \$1,038 G \$1,131 H \$1,228 I \$1,382 J \$1,567 L1 \$1,149 L2 \$1,259
Dimensions	D	W	H																								
Overall	23	21 ¾	39 ¾																								
Seat	16 ¾	17 ½	24 ¾																								
Upholstery	Shipping																										
COM Ydg	1 ¼	Ctn Wt	21																								
COL Sq Ft	23	Cu Ft	14																								
Bar Stool, Plastic Perforated Back - Plastic Seat	<b>HZ148PA</b> <ul style="list-style-type: none"> <li>· plastic seat</li> <li>· plastic, perforated back</li> <li>· metal frame</li> <li>· load capacity meets or exceeds BIFMA requirements</li> <li>· integrated passive linking glide</li> </ul> GSA Contract SIN #33721	<table> <tr> <th>Dimensions</th><th>D</th><th>W</th><th>H</th></tr> <tr> <td>Overall</td><td>23</td><td>21 ¾</td><td>43</td></tr> <tr> <td>Seat</td><td>16 ¾</td><td>17 ½</td><td>28</td></tr> <tr> <th>Upholstery</th><th colspan="3">Shipping</th></tr> <tr> <td></td><td></td><td>Ctn Wt</td><td>25</td></tr> <tr> <td></td><td></td><td>Cu Ft</td><td>15</td></tr> </table>	Dimensions	D	W	H	Overall	23	21 ¾	43	Seat	16 ¾	17 ½	28	Upholstery	Shipping					Ctn Wt	25			Cu Ft	15	\$530
Dimensions	D	W	H																								
Overall	23	21 ¾	43																								
Seat	16 ¾	17 ½	28																								
Upholstery	Shipping																										
		Ctn Wt	25																								
		Cu Ft	15																								
Bar Stool, Plastic Back with Holes - Plastic Seat	<b>HZ148HA</b> <ul style="list-style-type: none"> <li>· plastic seat</li> <li>· plastic, holes back</li> <li>· metal frame</li> <li>· load capacity meets or exceeds BIFMA requirements</li> <li>· integrated passive linking glide</li> </ul> GSA Contract SIN #33721	<table> <tr> <th>Dimensions</th><th>D</th><th>W</th><th>H</th></tr> <tr> <td>Overall</td><td>23</td><td>21 ¾</td><td>43</td></tr> <tr> <td>Seat</td><td>16 ¾</td><td>17 ½</td><td>28</td></tr> <tr> <th>Upholstery</th><th colspan="3">Shipping</th></tr> <tr> <td></td><td></td><td>Ctn Wt</td><td>25</td></tr> <tr> <td></td><td></td><td>Cu Ft</td><td>15</td></tr> </table>	Dimensions	D	W	H	Overall	23	21 ¾	43	Seat	16 ¾	17 ½	28	Upholstery	Shipping					Ctn Wt	25			Cu Ft	15	\$530
Dimensions	D	W	H																								
Overall	23	21 ¾	43																								
Seat	16 ¾	17 ½	28																								
Upholstery	Shipping																										
		Ctn Wt	25																								
		Cu Ft	15																								
Bar Stool, Plastic Perforated Back - Upholstered Seat	<b>HZ148PC</b> <ul style="list-style-type: none"> <li>· upholstered seat</li> <li>· plastic, perforated back</li> <li>· metal frame</li> <li>· load capacity meets or exceeds BIFMA requirements</li> <li>· integrated passive linking glide</li> </ul> GSA Contract SIN #33721	<table> <tr> <th>Dimensions</th><th>D</th><th>W</th><th>H</th></tr> <tr> <td>Overall</td><td>23</td><td>21 ¾</td><td>43</td></tr> <tr> <th>Upholstery</th><th colspan="3">Shipping</th></tr> <tr> <td>COM Ydg</td><td>¾</td><td>Ctn Wt</td><td>25</td></tr> <tr> <td>COL Sq Ft</td><td>15</td><td>Cu Ft</td><td>15</td></tr> </table>	Dimensions	D	W	H	Overall	23	21 ¾	43	Upholstery	Shipping			COM Ydg	¾	Ctn Wt	25	COL Sq Ft	15	Cu Ft	15	COM \$693 A \$701 B \$715 COL/C \$742 D \$775 E \$808 F \$859 G \$915 H \$974 I \$1,065 J \$1,177 L1 \$926 L2 \$993				
Dimensions	D	W	H																								
Overall	23	21 ¾	43																								
Upholstery	Shipping																										
COM Ydg	¾	Ctn Wt	25																								
COL Sq Ft	15	Cu Ft	15																								

Description	1 Model	Specifications	List Price Per Grade
Bar Stool, Plastic Back with Holes - Upholstered Seat 	<b>HZ148HC</b> • upholstered seat • plastic, holes back • metal frame • load capacity meets or exceeds BIFMA requirements • integrated passive linking glide GSA Contract SIN #33721	<b>Dimensions</b>	COM \$693
		Overall 23 21 ¾ 43 <b>Upholstery</b> Shipping COM Ydg ¾ Ctn Wt 25 COL Sq Ft 15 Cu Ft 15	A \$701 B \$715 COL/C \$742 D \$775 E \$808 F \$859 G \$915 H \$974 I \$1,065 J \$1,177 L1 \$926 L2 \$993

Bar Stool, Fully Upholstered 	<b>HZ148D</b> • upholstered seat • fully upholstered back • metal frame • load capacity meets or exceeds BIFMA requirements • integrated passive linking glide GSA Contract SIN #33721	<b>Dimensions</b>	COM \$761
		Overall 23 21 ¾ 43 Seat 16 ¾ 17 ½ 28 <b>Upholstery</b> Shipping COM Ydg 1 ¼ Ctn Wt 27 COL Sq Ft 23 Cu Ft 15	A \$774 B \$797 COL/C \$840 D \$896 E \$952 F \$1,038 G \$1,131 H \$1,228 I \$1,382 J \$1,567 L1 \$1,149 L2 \$1,259

Description	1 Model	Specifications	List Price Per Grade
Transportation Cart 	<b>HZ140</b> • welded steal frame • stacks 45 guest chairs • welded steel frame • two locking casters • only available in black • cart accommodates 45 Hoopz Guest chairs • total height with 45 chairs stacked on cart is 7' GSA Contract SIN #33721	<b>Dimensions</b>	\$1,063
		30 26 19 <b>Shipping</b> Ctn Wt 40 Cu Ft 9	

### To Order, Specify:

- 1 Model Number
- 2 Seat and Back Plastic Color
- 3 Fabric Selection - vendor, pattern and color
- 4 Metal Frame Color

### Specifications

- Metal frame.
- Load capacity meets or exceeds BIFMA requirements.
- Integrated passive linking glide.

### 2 Seat and Back Plastic Color Options:

- BBM Balanced Beige  
 DGM Dancing Green  
 EWM Extra White  
 HSM Heartstone Gray  
 SRM Stop Red  
 TBM Tricorn Black

- 3 See a selection of graded in fabric manufacturers and patterns on pages 20-28. Contact Customer Service for additional fabric options.

### 4 Metal Frame Tier/Color:

- Tier 1:**  
 MBK Matte Black  
 CHR Chrome

- Tier 2: Add \$42 list**  
 ASL Arctic Silver  
 BWH Bright White  
 PEW Pewter  
 SNK Soft Nickel

### Tier 3: Add \$83 list

- CAR Carmine Red  
 LGR Leaf Green  
 PPB Purple Violet  
 SIG Signal Orange  
 SPB Sapphire Blue  
 TBL Traffic Blue  
 ZYL Zinc Yellow

### Tier 4: add \$125 list

- BRD Beige Red  
 COP Copper Brown  
 HYL Honey Yellow  
 MTQ Mint Turquoise  
 OGR Olive Green  
 QZG Quartz Grey  
 SAL Salmon Orange  
 SGR Signal Green  
 SGY Silk Grey  
 TQP Turquoise Pastel  
 TRD Traffic Red  
 MHB Mahogany Brown

# Indie Seating Order Check List:



## Specify:

- ☐ 1. Model Number
- ☐ 2. Wood Species - STANDARD Maple (M) - no upcharge, PREMIUM Walnut (W) or White Oak (WK1) - upcharge applies
- ☐ 3. Wood Finish
- ☐ 4. Fabric Selection - vendor, pattern and color
- ☐ 5. Optional Power Center
  - Under Mount (EC30) - Black (B) or White (W); add \$463 list each and indicate left or right arm, optional Graphite (G) cord available, specify and add \$196 list
  - Flush Mount (EC31) - Black (B) or White (W); add \$463 list each and indicate left or right arm, optional Graphite (G) cord available, specify and add \$189 list
  - Arm Mounted Power Block (EC32) - add \$496 list each and indicate left or right arm and cord color; Graphite, Indigo or Yellow
- ☐ 6. Optional Arm Mounted Knob - add \$110 list each and indicate left or right arm
- ☐ 7. Optional Arm Mounted Pouch - add \$273 list each and indicate left or right arm
- ☐ 8. Optional Rubber Cushion Nylon Glides - no upcharge

## Example:

INS3262-29 (model #)	M (wood species)	AUB (finish)	MOMENTUM (fabric vendor)	VOX (pattern name)	MYSTIC (pattern color)
-------------------------	---------------------	-----------------	-----------------------------	-----------------------	---------------------------

### 1. Model Number

### 2. Wood Species - STANDARD Maple (M), PREMIUM Walnut (W) or White Oak (WK1); upcharge applies

### 3. Wood Finish/Color Options:

#### Maple Frame

CAG Aged Ash Coordinate	CFO Fossil Coordinate
ALM Ale Medium	CGR Graphite Coordinate
AUB Auburn	HRV Harvest
BRL Barley	HEN Henna
CBE Blonde Echo Coordinate	CHL High Line Coordinate
BBM Bourbon Medium	CKC Khaki Coordinate
CBZ Brazilwood Coordinate	HNY Honey
BRM Brighton Medium	LGC Legacy
BRW Brownie	MCH Mocha
BUT Butterscotch	NTD Night Owl
CAN Canyon	NUT Nut Brown
CIN Cinnamon	COA Oatmeal Cookie Coordinate
CIT Citron	CPI Pinnacle Walnut Coordinate
CLA Classic	PRL Praline
CCF Coffee Coordinate	SAF Saffron
CLL Collectors	SIE Sienna
CCR Cremello Coordinate	CST Studio Teak Coordinate
DES Desert	TOF Toffee
EAR Earthy	TRF Truffle
ECU Ecru	VEN Venetian
ESP Espresso	CVI Vintage Coordinate
FLX Flax	CWH Walnut Heights Coordinate
CFL Florence Walnut Coordinate	CWE Weathered Ash Coordinate

### Paint Color - Add \$38 list per item

BKD Backdrop	GRV Greek Villa
BFX Black Fox	GLF Gulf Stream
BWH Bright White	HTB Heartthrob
CGP Cargo Pants	NET Network Gray
CHT Chatroom	NWH Nonchalant White
DSY Daisy	PAR Paradise
DRG Daring	QXP Quixotic Plum
DYN Dynamo	RBZ Relic Bronze
ENG Engima	SND Sandbank
FRR French Roast	STM Storm
GBY Georgian Bay	TRC Tricorn Black

### \*Walnut Frame (upcharge applies)

AUB Auburn	SIE Sienna
ESP Espresso	TOF Toffee
MCH Mocha	TRF Truffle
NTD Night Owl	

### \*White Oak Frame (upcharge applies)

ACR Acorn	POR Porter
BUF Buff	RYE Rye
BUR Burlap	SAD Saddle
CHE Chestnut	WWO Whitewash
INK Inkwell	

### 4. Fabric Selection - Please supply the following:

Fabric vendor  
Pattern name  
Pattern color

[For a complete list of JSI Graded-In Fabric click here](#)

- Indicate direction of fabric - Railroaded or Up the Roll
- Please provide illustration, if available

### All COM orders must include the following:

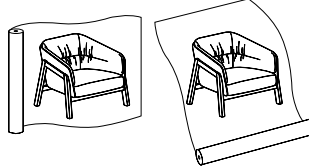
- Vendor's name, pattern name and color
- Sample of the fabric attached to the order
- Model numbers of items for fabric application
- Special application instructions
- Customer and purchase order number

Ship prepaid COM material to:

JSI

Attn: COM Department  
201 East Martin Street  
Receiving B, Dock 71  
Orleans, IN 47452

Application of fabric:  
Railroaded Up the Roll



All COM orders will ship at standard lead time from receipt of COM except for orders requiring special custom matched finishes.

### 5. Power Centers

#### EC30 - Under Mount

- Frame mounted simplex receptacle and two USB/10' - three prong power cord/factory installed.
- Specify Black (B) or White (W) and add \$463 list each. Indicate left or right arm (as seated). Cord color will match unit unless optional Graphite cord is specified. Add \$196 list for optional Graphite cord.



#### EC31 - Flush Mount

- Integrated simplex receptacle and two USB/10' - three prong power cord/factory installed
- Specify Black (B) or White (W) and add \$463 list each. Indicate left or right arm (as seated). Cord color will match unit unless optional Graphite cord is specified. Add \$196 list for optional Graphite cord.



#### EC32 - Arm Mounted Power Block

- Indicate left or right arm (as seated) and add \$496 list each. Specify cord color; Graphite (G), Indigo (I) or Yellow (Y). Power Block will be finished the same as the frame of the chair.



- 6. Arm Mounted Knob** - A factory installed arm mounted knob can be specified. Indicate left or right arm (as seated)

and add \$110 list each. Knob will be finished the same as the frame of the chair.



- 7. Arm Mounted Pouch** - A factory installed arm mounted pouch can be specified. Indicate left or right arm (as seated) and add \$273 list each. Pouch is aniline dye leather



- 8. Optional Rubber Cushion Nylon Glides** - no upcharge

**Note:** Consider when selecting options.



Pouch and EC32 power cannot be specified on the same arm.




#### Quickship:

Select models. Lounge Chairs, Rockers, Ottomans, Poufs, and Occasional Tables are available on the quickship **NOW!** program.


Flat Cut, Double Cut Veneer Finishes, as well as the five solid laminate finishes, and the Pure White Solid Surface are available, with only the Maple leg species.

Upholstery Selection

When selecting the upholstery materials, consider the affect the upholstery structure has on the appearance of the comfort wrinkles.



High wool content upholstery, soft pliable vinyl, non-backed upholstery materials may limit the appearance of comfort wrinkles.



Highly structured, thick vinyl, backed non-stretch upholstery materials and leather can increase the appearance of comfort wrinkles.

**Note:** Large scale and geometric patterns applied over Indie soft contours with false welt details will impact the pattern visual.

Upholstery Detail - False Welt


False Welt - Double fold upholstery seam detail is present on Indie Lounge, Low Lounge and Pouf units.

An integral part of the upholstery application, the false welt creates a defined line while maintaining flexibility for ultimate casual comfort.





Indie Configurations



Indie Tables Order Check List:



Specify:

☐ 1. Model Number

☐ 2. Top Material

a.) Veneer with STANDARD Maple Solid Hardwood Rim

1.) Wood Species - Cherry (CH1), Maple (MA1), Walnut (WA1) or Double Cut (DC1)

2.) Wood Finish

b.) Laminate with STANDARD Maple Solid Hardwood Rim

1.) Laminate Color with finish color matched rim

c.) Walnut Veneer with PREMIUM Walnut Solid Hardwood Rim

1.) Wood Species - Walnut (WW1)

2.) Wood Finish

d.) White Oak Veneer with PREMIUM White Oak Solid Hardwood Rim

1.) Wood Species - White Oak (WK1)

2.) Wood Finish

☐ 3. Leg Species

a.) STANDARD Maple (M)

1.) Wood Finish or Paint Color

b.) PREMIUM Walnut (W) or White Oak (WK1); upcharge applies

1.) Wood Finish

☐ 4. Lamp Shade - Maharam - Mode - Color

☐ 5. Optional Rubber Cushion Nylon Glides - no upcharge

Examples:

INT1919-14TT	WA1	AUB	W	AUB
(model #)	(top material/veneer)	(top material/finish)	(leg species)	(leg finish)

1. Model Number

2. Top Material Selection:

a.) Veneer with STANDARD Maple Solid Hardwood Rim				*c.) Walnut Veneer with PREMIUM Walnut Solid Hardwood Rim			
Flat Cut				Flat Cut			
Cherry (CH1)				Walnut (WW1); upcharge applies			
BRL	Barley	ALM	Ale Medium	AUB	Auburn	SIE	Sienna
BBM	Bourbon Medium	BUT	Butterscotch	ESP	Espresso	TOF	Toffee
BRM	Brighton Medium	CIN	Cinnamon	MCH	Mocha	TRF	Truffle
CLA	Classic	FLX	Flax	NTO	Night Owl		
CLL	Collectors	VEN	Venetian	SIE	Sienna		
EAR	Harvest			TOF	Toffee		
HRV	Legacy			TRF	Truffle		
LGC	Legacy						
PRL	Praline						
SAF	Saffron						
Double Cut (DC1)				*d.) White Oak Veneer with PREMIUM White Oak Solid Hardwood Rim			
COF	Coffee	GRH	Graphite	White Oak (WK1); upcharge applies			
CRM	Cremello	KHK	Khaki	ACR	Acorn	POR	Porter
FOS	Fossil	STU	Studio Teak	BUF	Buff	RYE	Rye
				BUR	Burlap	SAD	Saddle
				CHE	Chestnut	WWO	Whitewash
b.) Solid Laminates with STANDARD Maple Solid Hardwood Rim							
ALB	Alabaster	SHD	Shadow				
BBL	Bridal Blanco	SLG	Slate Grey				
DWH	Designer White						

372 Indie



INK Inkwell

### 3. Legs Species/Finish

#### Maple (M)

CAG	Aged Ash Coordinate	CGR	Graphite Coordinate
ALM	Ale Medium	HRV	Harvest
AUB	Auburn	HEN	Henna
BRL	Barley	CHL	High Line Coordinate
CBE	Blonde Echo Coordinate	HNY	Honey
BBM	Bourbon Medium	CKC	Khaki Coordinate
CBZ	Brazilwood Coordinate	HNY	Honey
BRM	Brighton Medium	LGC	Legacy
BRW	Brownie	MCH	Mocha
BUT	Butterscotch	NTO	Night Owl
CAN	Canyon	NUT	Nut Brown
CIN	Cinnamon	COA	Oatmeal Cookie Coordinat
CIT	Citron	CPI	Pinnacle Walnut Coordinate
CLA	Classic	PRL	Praline
CCF	Coffee Coordinate	SAF	Saffron
CLL	Collectors	SIE	Sienna
CCR	Cremello Coordinate	CST	Studio Teak Coordinate
DES	Desert	TOF	Toffee
EAR	Earthy	TRF	Truffle
ECU	Ecru	VEN	Venetian
ESP	Espresso	CVI	Vintage Coordinate
FLX	Flax	CWH	Walnut Heights Coordinate
CFL	Florence Walnut Coordinate	CWE	Weathered Ash Coordinate
CFO	Fossil Coordinate		

#### Paint Color - Add \$38 list per item

BKD	Backdrop	GRV	Greek Villa
BFX	Black Fox	GLF	Gulf Stream
BWH	Bright White	HTB	Heartthrob
CGP	Cargo Pants	NET	Network Gray
CHT	Chatroom	NWH	Nonchalant White
DSY	Daisy	PAR	Paradise
DRG	Daring	QXP	Quixotic Plum
DYN	Dynamo	RBZ	Relic Bronze
ENG	Engima	SND	Sandbank
FRR	French Roast	STM	Storm
GBY	Georgian Bay	TRC	Tricorn Black

#### \*Walnut (W) (upcharge applies)

AUB	Auburn	SIE	Sienna
ESP	Espresso	TOF	Toffee
MCH	Mocha	TRF	Truffle
NTO	Night Owl		

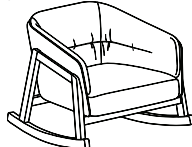
#### \*White Oak (WK1) (upcharge applies)


ACR	Acorn	POR	Porter
BUF	Buff	RYE	Rye
BUR	Burlap	SAD	Saddle
CHE	Chesnut	WWO	Whitewash
INK	Inkwell		

### 4. Lamp Shade: Maharam/Mode - Color

See [www.maharam.com/products](http://www.maharam.com/products) for color selection

**\*Note:** Walnut and White Oak Solid hardwoods are PREMIUM materials and upcharges apply. Associated upcharges can be located within bullet points under units where applicable. A single upcharge listed applies to any combination of premium materials; premium top, premium legs or premium top and legs.

Description	① Model	Specifications	List Price Per Grade																												
<b>Single Seat Rocker</b> 	<b>INS3536-29</b> · maple frame standard · walnut or white oak frame available, specify and add \$723 list GSA Contract SIN #33721	<table> <tr> <th>Dimensions</th><th>D</th><th>W</th><th>H</th></tr> <tr> <td>Overall</td><td>34 ½</td><td>36</td><td>29 ¼</td></tr> <tr> <td>Seat</td><td>22 ½</td><td>25</td><td>17 ¼</td></tr> <tr> <td>Arm</td><td></td><td></td><td>27</td></tr> <tr> <th>Upholstery</th><th colspan="3">Shipping</th></tr> <tr> <td>COM Ydg</td><td>6</td><td>Ctn Wt</td><td>70</td></tr> <tr> <td>COL Sq Ft</td><td>120</td><td>Cu Ft</td><td>23</td></tr> </table>	Dimensions	D	W	H	Overall	34 ½	36	29 ¼	Seat	22 ½	25	17 ¼	Arm			27	Upholstery	Shipping			COM Ydg	6	Ctn Wt	70	COL Sq Ft	120	Cu Ft	23	<b>COM</b> \$2,825 <b>A</b> \$2,878 <b>B</b> \$2,984 <b>COL/C</b> \$3,168 <b>D</b> \$3,405 <b>E</b> \$3,642 <b>F</b> \$4,010 <b>G</b> \$4,405 <b>H</b> \$4,826 <b>I</b> \$5,484 <b>J</b> \$6,274 <b>L1</b> \$4,694 <b>L2</b> \$5,221
Dimensions	D	W	H																												
Overall	34 ½	36	29 ¼																												
Seat	22 ½	25	17 ¼																												
Arm			27																												
Upholstery	Shipping																														
COM Ydg	6	Ctn Wt	70																												
COL Sq Ft	120	Cu Ft	23																												

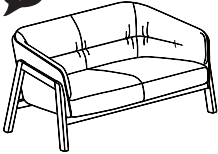
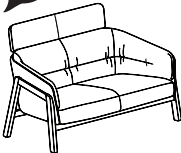
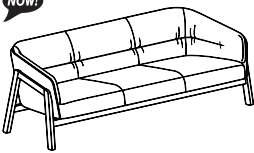
<b>Single Seat Rocker with Headrest</b> 	<b>INS3536-38</b> · maple frame standard · walnut or white oak legs available, specify and add \$723 list GSA Contract SIN #33721	<table> <tr> <th>Dimensions</th><th>D</th><th>W</th><th>H</th></tr> <tr> <td>Overall</td><td>34 ½</td><td>36</td><td>38</td></tr> <tr> <td>Seat</td><td>22 ½</td><td>25</td><td>17 ¼</td></tr> <tr> <td>Arm</td><td></td><td></td><td>27</td></tr> <tr> <th>Upholstery</th><th colspan="3">Shipping</th></tr> <tr> <td>COM Ydg</td><td>6 ½</td><td>Ctn Wt</td><td>80</td></tr> <tr> <td>COL Sq Ft</td><td>130</td><td>Cu Ft</td><td>32</td></tr> </table>	Dimensions	D	W	H	Overall	34 ½	36	38	Seat	22 ½	25	17 ¼	Arm			27	Upholstery	Shipping			COM Ydg	6 ½	Ctn Wt	80	COL Sq Ft	130	Cu Ft	32	<b>COM</b> \$3,136 <b>A</b> \$3,194 <b>B</b> \$3,308 <b>COL/C</b> \$3,507 <b>D</b> \$3,764 <b>E</b> \$4,021 <b>F</b> \$4,420 <b>G</b> \$4,848 <b>H</b> \$5,304 <b>I</b> \$6,017 <b>J</b> \$6,872 <b>L1</b> \$5,161 <b>L2</b> \$5,731
Dimensions	D	W	H																												
Overall	34 ½	36	38																												
Seat	22 ½	25	17 ¼																												
Arm			27																												
Upholstery	Shipping																														
COM Ydg	6 ½	Ctn Wt	80																												
COL Sq Ft	130	Cu Ft	32																												

**NOW!**  
 Need it.  
 JSI Quickship

When ordering Quickship products, place a "Q" in front of model number.  
 Example: QINS3236-29

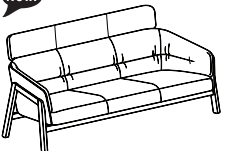
Specification information shown at right.



Description	① Model	Specifications	List Price Per Grade																												
<b>Two Seat</b> 	<b>INS3262-29</b> · maple frame standard · walnut or white oak frame available, specify and add \$501 list GSA Contract SIN #33721	<table> <tr> <th>Dimensions</th><th>D</th><th>W</th><th>H</th></tr> <tr> <td>Overall</td><td>31 ½</td><td>62</td><td>29 ¼</td></tr> <tr> <td>Seat</td><td>22 ½</td><td>51</td><td>17 ¼</td></tr> <tr> <td>Arm</td><td></td><td></td><td>27</td></tr> <tr> <th>Upholstery</th><th colspan="3">Shipping</th></tr> <tr> <td>COM Ydg</td><td>8</td><td>Ctn Wt</td><td>107</td></tr> <tr> <td>COL Sq Ft</td><td>160</td><td>Cu Ft</td><td>39</td></tr> </table>	Dimensions	D	W	H	Overall	31 ½	62	29 ¼	Seat	22 ½	51	17 ¼	Arm			27	Upholstery	Shipping			COM Ydg	8	Ctn Wt	107	COL Sq Ft	160	Cu Ft	39	COM \$3,652 A \$3,723 B \$3,863 COL/C \$4,109 D \$4,425 E \$4,741 F \$5,232 G \$5,758 H \$6,320 I \$7,197 J \$8,250 L1 \$6,144 L2 \$6,846
Dimensions	D	W	H																												
Overall	31 ½	62	29 ¼																												
Seat	22 ½	51	17 ¼																												
Arm			27																												
Upholstery	Shipping																														
COM Ydg	8	Ctn Wt	107																												
COL Sq Ft	160	Cu Ft	39																												
<b>Two Seat with Headrest</b> 	<b>INS3262-38</b> · maple frame standard · walnut or white oak frame available, specify and add \$501 list GSA Contract SIN #33721	<table> <tr> <th>Dimensions</th><th>D</th><th>W</th><th>H</th></tr> <tr> <td>Overall</td><td>32 ½</td><td>62</td><td>38</td></tr> <tr> <td>Seat</td><td>22 ½</td><td>51</td><td>17 ¼</td></tr> <tr> <td>Arm</td><td></td><td></td><td>27</td></tr> <tr> <th>Upholstery</th><th colspan="3">Shipping</th></tr> <tr> <td>COM Ydg</td><td>9 ½</td><td>Ctn Wt</td><td>127</td></tr> <tr> <td>COL Sq Ft</td><td>190</td><td>Cu Ft</td><td>50</td></tr> </table>	Dimensions	D	W	H	Overall	32 ½	62	38	Seat	22 ½	51	17 ¼	Arm			27	Upholstery	Shipping			COM Ydg	9 ½	Ctn Wt	127	COL Sq Ft	190	Cu Ft	50	COM \$4,148 A \$4,232 B \$4,399 COL/C \$4,691 D \$5,066 E \$5,441 F \$6,024 G \$6,649 H \$7,316 I \$8,358 J \$9,608 L1 \$7,108 L2 \$7,941
Dimensions	D	W	H																												
Overall	32 ½	62	38																												
Seat	22 ½	51	17 ¼																												
Arm			27																												
Upholstery	Shipping																														
COM Ydg	9 ½	Ctn Wt	127																												
COL Sq Ft	190	Cu Ft	50																												
<b>Three Seat</b> 	<b>INS3288-29</b> · maple frame standard · walnut or white oak frame available, specify and add \$613 list GSA Contract SIN #33721	<table> <tr> <th>Dimensions</th><th>D</th><th>W</th><th>H</th></tr> <tr> <td>Overall</td><td>31 ½</td><td>88</td><td>29 ¼</td></tr> <tr> <td>Seat</td><td>22 ½</td><td>77</td><td>17 ¼</td></tr> <tr> <td>Arm</td><td></td><td></td><td>27</td></tr> <tr> <th>Upholstery</th><th colspan="3">Shipping</th></tr> <tr> <td>COM Ydg</td><td>10 ¾</td><td>Ctn Wt</td><td>145</td></tr> <tr> <td>COL Sq Ft</td><td>215</td><td>Cu Ft</td><td>55</td></tr> </table>	Dimensions	D	W	H	Overall	31 ½	88	29 ¼	Seat	22 ½	77	17 ¼	Arm			27	Upholstery	Shipping			COM Ydg	10 ¾	Ctn Wt	145	COL Sq Ft	215	Cu Ft	55	COM \$4,426 A \$4,521 B \$4,710 COL/C \$5,040 D \$5,464 E \$5,889 F \$6,549 G \$7,256 H \$8,011 I \$9,190 J \$10,604 L1 \$7,775 L2 \$8,718
Dimensions	D	W	H																												
Overall	31 ½	88	29 ¼																												
Seat	22 ½	77	17 ¼																												
Arm			27																												
Upholstery	Shipping																														
COM Ydg	10 ¾	Ctn Wt	145																												
COL Sq Ft	215	Cu Ft	55																												

**NOW!**  
 Need it.  
 JSI Quickship

When ordering Quickship products, place a "Q" in front of model number.  
 Example: QINS3236-29

Description	1 Model	Specifications			List Price Per Grade	
<div>Three Seat with Headrest</div> <div><div>NOW!</div></div>	<div>INS3288-38</div> <div><div>· maple frame standard</div><div>· walnut or white oak frame available, specify and add \$613 list</div></div> <div>GSA Contract SIN #33721</div>	Dimensions	D	W	H	COM \$5,055
		Overall	32 ½	88	38	A \$5,170
		Seat	22 ½	77	17 ¼	B \$5,398
		Arm			27	COL/C \$5,797
		Upholstery		Shipping		D \$6,311
		COM Ydg 13	Ctn Wt 175		E \$6,824	
COL Sq Ft 260	Cu Ft 71		F \$7,622			
				G \$8,478		
				H \$9,390		
				I \$10,816		
				J \$12,527		
				L1 \$9,105		
				L2 \$10,245		

#### To Order, Specify:

- Model Number
- Wood Species:
  - STANDARD Maple (M)
  - PREMIUM Walnut (W) - upcharge applies
  - PREMIUM White Oak (WK1) - upcharge applies
- Finish
  - Maple Finish
  - Walnut Finish
  - White Oak Finish
- Fabric Selection - vendor, pattern and color
- Optional Power Centers, see page 369
- Optional Arm Mounted Knob, add \$110 list each and indicate left or right arm (as seated), see page 369
- Optional Arm Mounted Pouch, add \$273 list each and indicate left or right arm (as seated), see page 369
- Optional Rubber Cushion Nylon Glides - no upcharge

#### 3 Wood Finish/Color Options:

Maple			
CAG	Aged Ash Coordinate	CFO	Fossil Coordinate
ALM	Ale Medium	CGR	Graphite Coordinate
AUB	Auburn	HRV	Harvest
BRL	Barley	HEN	Henna
CBE	Blonde Echo Coordinate	CHL	High Line Coordinate
BBM	Bourbon Medium	HNY	Honey
CBZ	Brazilwood Coordinate	CKC	Khaki Coordinate
BRW	Brownie	LGC	Legacy
BRM	Brighton Medium	MCH	Mocha
BUT	Butterscotch	NTD	Night Owl
CAN	Canyon	NUT	Nut Brown
CIN	Cinnamon	COA	Oatmeal Cook Coordinate
CIT	Citron	CPI	Pinnacle Walnut Coordinate
CLA	Classic	PRL	Praline
CCF	Coffee Coordinate	SAF	Saffron
CLL	Collectors	SIE	Sienna
CCR	Cremello Coordinate	CST	Studio Teak Coordinate
DES	Desert	TOF	Toffee
EAR	Earthy	TRF	Truffle
ECU	Ecu	VEN	Venetian
ESP	Espresso	CVI	Vintage Coordinate
FLX	Flax	CWH	Walnut Heights Coordinate
CFL	Florence Walnut Coordinate	CWE	Weathered Ash Coordinate

GSA contract SIN 711-17

#### Walnut

AUB	Auburn	SIE	Sienna
ESP	Espresso	TOF	Toffee
MCH	Mocha	TRF	Truffle
NTD	Night Owl		

#### White Oak

ACR	Acorn	POR	Porter
BUF	Buff	RYE	Rye
BUR	Burlap	SAD	Saddle
CHE	Chestnut	WWO	Whitewash
INK	Inkwell		

- See a selection of graded in fabric manufacturers and patterns on pages 20-28. Contact Customer Service for additional fabric options.

#### Specifications



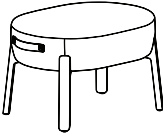
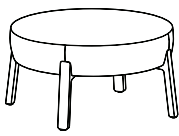
- Inner and outer back frame molded plywood.
- Back has 4 ¼" tapered high density high resilience polyurethane foam.
- Arm has 1 ½" multi-density high resilience polyurethane foam.
- Seat frame is puzzle jointed plywood construction.
- Seat has synthetic sheet webbing and 5" multi-density high resilience polyurethane foam.
- Seat has ½" dacron over wrap for upholstery detailing.
- Solid hardwood frame.
- Mortise and tenon construction with corner blocks, glue and screws.
- Standard with rubber cushion metal glides on leg models.

**Note: EC32 power and pouch cannot be specified on the same arm**

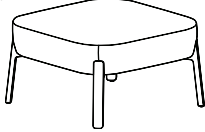
**Note:** Walnut and White Oak Solid hardwoods are PREMIUM materials and upcharges apply. Associated upcharges are located in bullet points under units where applicable.

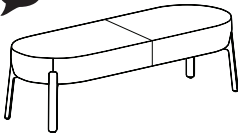
#### Paint Color - Add \$38 list per item

BKD	Backdrop	GRV	Greek Villa
BFX	Black Fox	GLF	Gulf Stream
BWH	Bright White	HTB	Hearthrob
CGP	Cargo Pants	NET	Network Gray
CHT	Chatroom	NWH	Nonchalant White
DSY	Daisy	PAR	Paradise
DRG	Daring	QXP	Quixotic Plum
DYN	Dynamo	RBZ	Relic Bronze
ENG	Enigma	SND	Sandbank
FRR	French Roast	STM	Storm
GBY	Georgian Bay	TRC	Tricorn Black

Description	① Model	Specifications	List Price Per Grade																				
<b>Round Ottoman</b> 	<b>INO1717-17RDO</b> · two leather handles · maple legs standard · walnut or white oak legs available, specify and add \$84 list GSA Contract SIN #33721	<table> <tr> <th>Dimensions</th><th>D</th><th>W</th><th>H</th></tr> <tr> <td>Overall</td><td>17</td><td>17</td><td>16 ½</td></tr> <tr> <th>Upholstery</th><th colspan="3">Shipping</th></tr> <tr> <td>COM Ydg</td><td>¾</td><td>Ctn Wt</td><td>17</td></tr> <tr> <td>COL Sq Ft</td><td>14</td><td>Cu Ft</td><td>4</td></tr> </table>	Dimensions	D	W	H	Overall	17	17	16 ½	Upholstery	Shipping			COM Ydg	¾	Ctn Wt	17	COL Sq Ft	14	Cu Ft	4	COM \$1,080 A \$1,087 B \$1,100 COL/C \$1,123 D \$1,153 E \$1,183 F \$1,229 G \$1,278 H \$1,331 I \$1,413 J \$1,512 L1 \$1,288 L2 \$1,347
Dimensions	D	W	H																				
Overall	17	17	16 ½																				
Upholstery	Shipping																						
COM Ydg	¾	Ctn Wt	17																				
COL Sq Ft	14	Cu Ft	4																				
<b>Oval Ottoman</b> 	<b>INO1319-17OVO</b> · two leather handles · maple legs standard · walnut or white oak legs available, specify and add \$84 list GSA Contract SIN #33721	<table> <tr> <th>Dimensions</th><th>D</th><th>W</th><th>H</th></tr> <tr> <td>Overall</td><td>13</td><td>19</td><td>16 ½</td></tr> <tr> <th>Upholstery</th><th colspan="3">Shipping</th></tr> <tr> <td>COM Ydg</td><td>¾</td><td>Ctn Wt</td><td>16</td></tr> <tr> <td>COL Sq Ft</td><td>14</td><td>Cu Ft</td><td>4</td></tr> </table>	Dimensions	D	W	H	Overall	13	19	16 ½	Upholstery	Shipping			COM Ydg	¾	Ctn Wt	16	COL Sq Ft	14	Cu Ft	4	COM \$1,081 A \$1,088 B \$1,101 COL/C \$1,124 D \$1,154 E \$1,184 F \$1,230 G \$1,279 H \$1,332 I \$1,414 J \$1,513 L1 \$1,289 L2 \$1,348
Dimensions	D	W	H																				
Overall	13	19	16 ½																				
Upholstery	Shipping																						
COM Ydg	¾	Ctn Wt	16																				
COL Sq Ft	14	Cu Ft	4																				
<b>Oval Ottoman</b> 	<b>INO1925-17OVO</b> · two leather handles · maple legs standard · walnut or white oak legs available, specify and add \$84 list GSA Contract SIN #33721	<table> <tr> <th>Dimensions</th><th>D</th><th>W</th><th>H</th></tr> <tr> <td>Overall</td><td>19</td><td>25</td><td>16 ½</td></tr> <tr> <th>Upholstery</th><th colspan="3">Shipping</th></tr> <tr> <td>COM Ydg</td><td>1</td><td>Ctn Wt</td><td>25</td></tr> <tr> <td>COL Sq Ft</td><td>18</td><td>Cu Ft</td><td>6</td></tr> </table>	Dimensions	D	W	H	Overall	19	25	16 ½	Upholstery	Shipping			COM Ydg	1	Ctn Wt	25	COL Sq Ft	18	Cu Ft	6	COM \$1,175 A \$1,184 B \$1,202 COL/C \$1,233 D \$1,272 E \$1,312 F \$1,373 G \$1,439 H \$1,509 I \$1,619 J \$1,750 L1 \$1,452 L2 \$1,531
Dimensions	D	W	H																				
Overall	19	25	16 ½																				
Upholstery	Shipping																						
COM Ydg	1	Ctn Wt	25																				
COL Sq Ft	18	Cu Ft	6																				
<b>Round Ottoman</b> 	<b>INO2727-17RDO</b> · maple legs standard · walnut or white oak legs available, specify and add \$84 list GSA Contract SIN #33721	<table> <tr> <th>Dimensions</th><th>D</th><th>W</th><th>H</th></tr> <tr> <td>Overall</td><td>27</td><td>27</td><td>16 ½</td></tr> <tr> <th>Upholstery</th><th colspan="3">Shipping</th></tr> <tr> <td>COM Ydg</td><td>1 ¼</td><td>Ctn Wt</td><td>38</td></tr> <tr> <td>COL Sq Ft</td><td>23</td><td>Cu Ft</td><td>10</td></tr> </table>	Dimensions	D	W	H	Overall	27	27	16 ½	Upholstery	Shipping			COM Ydg	1 ¼	Ctn Wt	38	COL Sq Ft	23	Cu Ft	10	COM \$1,331 A \$1,343 B \$1,364 COL/C \$1,403 D \$1,452 E \$1,502 F \$1,578 G \$1,661 H \$1,748 I \$1,885 J \$2,050 L1 \$1,677 L2 \$1,776
Dimensions	D	W	H																				
Overall	27	27	16 ½																				
Upholstery	Shipping																						
COM Ydg	1 ¼	Ctn Wt	38																				
COL Sq Ft	23	Cu Ft	10																				

Specification information shown at right.

Description	1 Model	Specifications	List Price Per Grade
<b>Square Ottoman</b> 	<b>IN02727-17SQO</b> • maple legs standard • walnut or white oak legs available, specify and add \$84 list GSA Contract SIN #33721	<b>Dimensions</b>	COM \$1,350
		Overall 27 27 16 1/2	A \$1,364
		<b>Upholstery</b>	B \$1,390
		COM Ydg 1 1/2 Ctn Wt 38	COL/C \$1,436
		COL Sq Ft 27 Cu Ft 10	D \$1,495
			E \$1,555
			F \$1,647
			G \$1,745
			H \$1,851
			I \$2,015
			J \$2,213
			L1 \$1,765
			L2 \$1,884

<b>Oval Ottoman</b> 	<b>IN01955-17OVO</b> • maple legs standard • walnut or white oak legs available, specify and add \$84 list GSA Contract SIN #33721	<b>Dimensions</b>	COM \$1,630
		Overall 19 55 16 1/2	A \$1,648
		<b>Upholstery</b>	B \$1,683
		COM Ydg 2 Ctn Wt 53	COL/C \$1,745
		COL Sq Ft 36 Cu Ft 13	D \$1,824
			E \$1,903
			F \$2,025
			G \$2,157
			H \$2,297
			I \$2,517
			J \$2,780
			L1 \$2,183
			L2 \$2,341

Need it.  
JSI Quickship

When ordering Quickship products, place a "Q" in front of model number.  
Example: QINS3236-29

### To Order, Specify:

- Model Number
- Wood Species:
  - STANDARD Maple (M)
  - PREMIUM Walnut (W) - upcharge applies
  - PREMIUM White Oak (WK1) - upcharge applies
- Finish
  - Maple Finish
  - Walnut Finish
  - White Oak Finish
- Fabric Selection - vendor, pattern and color
- Optional Power Centers, see page 369
- Optional Arm Mounted Knob, add \$110 list each and indicate left or right arm (as seated), see page 369
- Optional Arm Mounted Pouch, add \$273 list each and indicate left or right arm (as seated), see page 369

**Note: EC32 power and pouch cannot be specified on the same arm**

### 3 Wood Finish/Color Options:

Maple	
CAG Aged Ash Coordinate	CFO Fossil Coordinate
ALM Ale Medium	CGR Graphite Coordinate
AUB Auburn	HRV Harvest
BRL Barley	HEN Henna
CBE Blonde Echo Coordinate	CHL High Line Coordinate
BBM Bourbon Medium	HNY Honey
CBZ Brazilwood Coordinate	CKC Khaki Coordinate
BRW Brownie	LGC Legacy
BRM Brighton Medium	MCH Mocha
BUT Butterscotch	NTD Night Owl
CAN Canyon	NUT Nut Brown
CIN Cinnamon	COA Oatmeal Cook Coordinate
CIT Citron	CPI Pinnacle Walnut Coordinate
CLA Classic	PRL Praline
CCF Coffee Coordinate	SAF Saffron
CLL Collectors	SIE Sienna
CCR Cremello Coordinate	CST Studio Teak Coordinate
DES Desert	TOF Toffee
EAR Earthy	TRF Truffle
ECU Ecu	VEN Venetian
ESP Espresso	CVI Vintage Coordinate
FLX Flax	CWH Walnut Heights Coordinate
CFL Florence Walnut Coordinate	CWE Weathered Ash Coordinate

Paint Color - Add \$38 list per item

BKD Backdrop	GRV Greek Villa
BFX Black Fox	GLF Gulf Stream
BWH Bright White	HTB Heartthrob
CGP Cargo Pants	NET Network Gray
CHT Chatroom	NWH Nonchalant White
DSY Daisy	PAR Paradise
DRG Daring	QXP Quixotic Plum
DYN Dynamo	RBZ Relic Bronze
ENG Enigma	SND Sandbank
FRR French Roast	STM Storm
GBY Georgian Bay	TRC Tricorn Black

### Walnut

AUB Auburn	SIE Sienna
ESP Espresso	TOF Toffee
MCH Mocha	TRF Truffle
NTD Night Owl	




### White Oak

ACR Acorn	POR Porter
BUF Buff	RYE Rye
BUR Burlap	SAD Saddle
CHE Chestnut	WWO Whitewash
INK Inkwell	

- 4 See a selection of graded in fabric manufacturers and patterns on pages 20-28. Contact Customer Service for additional fabric options.

### Specifications

- Frame is puzzle jointed plywood construction.
- Seat has 3" high density high resilience polyurethane foam.
- Solid hardwood legs.
- Mortise and tenon construction.
- Leather handles are aniline dye with sewn reinforced gussets.
- Standard with rubber cushion metal glides.


Description	① Model	Specifications	List Price Per Grade																								
<b>Single Seat Mini Low Lounge</b> 	<b>INS3119-25</b> · maple legs standard · walnut or white oak frame available, specify and add \$296 list GSA Contract SIN #33721	<table> <tr> <th>Dimensions</th><th>D</th><th>W</th><th>H</th></tr> <tr> <td>Overall</td><td>31</td><td>19</td><td>25</td></tr> <tr> <td>Seat</td><td>18</td><td>19</td><td>14 ½</td></tr> <tr> <th>Upholstery</th><th colspan="3">Shipping</th></tr> <tr> <td>COM Ydg</td><td>2</td><td>Ctn Wt</td><td>39</td></tr> <tr> <td>COL Sq Ft</td><td>42</td><td>Cu Ft</td><td>18</td></tr> </table>	Dimensions	D	W	H	Overall	31	19	25	Seat	18	19	14 ½	Upholstery	Shipping			COM Ydg	2	Ctn Wt	39	COL Sq Ft	42	Cu Ft	18	COM \$1,306 A \$1,324 B \$1,359 COL/C \$1,421 D \$1,500 E \$1,579 F \$1,701 G \$1,833 H \$1,973 I \$2,193 J \$2,456 L1 \$1,929 L2 \$2,105
Dimensions	D	W	H																								
Overall	31	19	25																								
Seat	18	19	14 ½																								
Upholstery	Shipping																										
COM Ydg	2	Ctn Wt	39																								
COL Sq Ft	42	Cu Ft	18																								
<b>Single Seat Low Lounge</b> 	<b>INS3627-27</b> · maple frame standard · walnut or white oak frame available, specify and add \$296 list GSA Contract SIN #33721	<table> <tr> <th>Dimensions</th><th>D</th><th>W</th><th>H</th></tr> <tr> <td>Overall</td><td>36</td><td>27</td><td>27</td></tr> <tr> <td>Seat</td><td>23</td><td>27</td><td>14 ½</td></tr> <tr> <th>Upholstery</th><th colspan="3">Shipping</th></tr> <tr> <td>COM Ydg</td><td>3 ¾</td><td>Ctn Wt</td><td>52</td></tr> <tr> <td>COL Sq Ft</td><td>90</td><td>Cu Ft</td><td>19</td></tr> </table>	Dimensions	D	W	H	Overall	36	27	27	Seat	23	27	14 ½	Upholstery	Shipping			COM Ydg	3 ¾	Ctn Wt	52	COL Sq Ft	90	Cu Ft	19	COM \$1,670 A \$1,704 B \$1,769 COL/C \$1,885 D \$2,033 E \$2,181 F \$2,411 G \$2,658 H \$2,921 I \$3,332 J \$3,826 L1 \$3,102 L2 \$3,497
Dimensions	D	W	H																								
Overall	36	27	27																								
Seat	23	27	14 ½																								
Upholstery	Shipping																										
COM Ydg	3 ¾	Ctn Wt	52																								
COL Sq Ft	90	Cu Ft	19																								
<b>Two Seat Low Lounge</b> 	<b>INS3653-27</b> · maple frame standard · walnut or white oak frame available, specify and add \$390 list GSA Contract SIN #33721	<table> <tr> <th>Dimensions</th><th>D</th><th>W</th><th>H</th></tr> <tr> <td>Overall</td><td>36</td><td>53</td><td>27</td></tr> <tr> <td>Seat</td><td>23</td><td>53</td><td>14 ½</td></tr> <tr> <th>Upholstery</th><th colspan="3">Shipping</th></tr> <tr> <td>COM Ydg</td><td>7</td><td>Ctn Wt</td><td>107</td></tr> <tr> <td>COL Sq Ft</td><td>168</td><td>Cu Ft</td><td>35</td></tr> </table>	Dimensions	D	W	H	Overall	36	53	27	Seat	23	53	14 ½	Upholstery	Shipping			COM Ydg	7	Ctn Wt	107	COL Sq Ft	168	Cu Ft	35	COM \$2,691 A \$2,753 B \$2,876 COL/C \$3,091 D \$3,367 E \$3,644 F \$4,074 G \$4,534 H \$5,026 I \$5,793 J \$6,714 L1 \$5,363 L2 \$6,100
Dimensions	D	W	H																								
Overall	36	53	27																								
Seat	23	53	14 ½																								
Upholstery	Shipping																										
COM Ydg	7	Ctn Wt	107																								
COL Sq Ft	168	Cu Ft	35																								

**NOW!**  
 Need it.  
 JSI Quickship


When ordering Quickship products, place a "Q" in front of model number.  
 Example: QINS3236-29

Specification information shown at right.



Description	① Model	Specifications				List Price Per Grade		
Two Seat Elbow Low Lounge <div><div>Now!</div></div>	<b>INS4458-27</b> <ul style="list-style-type: none"><li>• maple frame standard</li><li>• walnut or white oak frame available, specify and add \$501 list</li></ul> <div>GSA Contract SIN #33721</div>	<b>Dimensions</b>	<b>D</b>	<b>W</b>	<b>H</b>	<b>COM</b>	\$3,432	
		Overall	44 ½	58 ½	27	<b>A</b>	\$3,494	
		Seat	23	53	14 ½	<b>B</b>	\$3,617	
		<b>Upholstery</b>	<b>Shipping</b>				<b>COL/C</b>	\$3,832
		COM Ydg	7	Ctn Wt	118	<b>D</b>	\$4,108	
		COL Sq Ft	168	Cu Ft	47	<b>E</b>	\$4,385	
						<b>F</b>	\$4,815	
						<b>G</b>	\$5,275	
						<b>H</b>	\$5,767	
						<b>I</b>	\$6,534	
						<b>J</b>	\$7,455	
						<b>L1</b>	\$6,104	
						<b>L2</b>	\$6,841	

NOW!



- maple frame standard
- walnut or white oak frame available, specify and add \$501 list

GSA Contract SIN #33721

**To Order, Specify:**

- ① Model Number
- ② Wood Species:
  - a.) STANDARD Maple (M)
  - b.) PREMIUM Walnut (W) - upcharge applies
  - c.) PREMIUM White Oak (WK1) - upcharge applies
- ③ Finish
  - a.) Maple Finish
  - b.) Walnut Finish
  - c.) White Oak Finish
- ④ Fabric Selection - vendor, pattern and color
- ⑤ Optional Power Centers, see page 369
- ⑥ Optional Rubber Cushion Nylon Glides - no upcharge

**③ Wood Finish/Color Options:****Maple**

CAG	Aged Ash Coordinate
ALM	Ale Medium
AUB	Auburn
BRL	Barley
CBE	Blonde Echo Coordinate
BBM	Bourbon Medium
CBZ	Brazilwood Coordinate
BRW	Brownie
BRM	Brighton Medium
BUT	Butterscotch
CAN	Canyon
CIN	Cinnamon
CIT	Citron
CLA	Classic
CCF	Coffee Coordinate
CLL	Collectors
CCR	Cremello Coordinate
DES	Desert
EAR	Earthy
ECU	Ecu
ESP	Espresso
FLX	Flax
CFL	Florence Walnut Coordinate

**Paint Color - Add \$38 list per item**

BKD	Backdrop
BFX	Black Fox
BWH	Bright White
CGP	Cargo Pants
CHT	Chatroom
DSY	Daisy
DRG	Daring
DYN	Dynamo
ENG	Enigma
FRR	French Roast
GBY	Georgian Bay

CFO	Fossil Coordinate
CGR	Graphite Coordinate
HRV	Harvest
HEN	Henna
CHL	High Line Coordinate
HNY	Honey
CKC	Khaki Coordinate
LGC	Legacy
MCH	Mocha
NTD	Night Owl
NUT	Nut Brown
COA	Oatmeal Cook Coordinate
CPI	Pinnacle Walnut Coordinate
PRL	Praline
SAF	Saffron
SIE	Sienna
CST	Studio Teak Coordinate
TOF	Toffee
TRF	Truffle
VEN	Venetian
CVI	Vintage Coordinate
CWH	Walnut Heights Coordinate
CWE	Weathered Ash Coordinate

GRV	Greek Villa
GLF	Gulf Stream
HTB	Hearthrob
NET	Network Gray
NWH	Nonchalant White
PAR	Paradise
QXP	Quixotic Plum
RBZ	Relic Bronze
SND	Sandbank
STM	Storm
TRC	Tricorn Black

**Walnut**

AUB	Auburn
ESP	Espresso
MCH	Mocha
NTD	Night Owl

**White Oak**

ACR	Acorn
BUF	Buff
BUR	Burlap
CHE	Chestnut
INK	Inkwell

SIE	Sienna
TOF	Toffee
TRF	Truffle

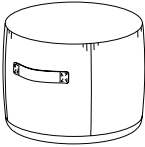
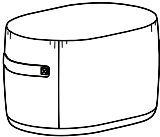
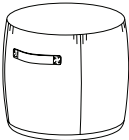
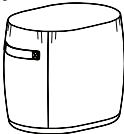
POR	Porter
RYE	Rye
SAD	Saddle
WWO	Whitewash

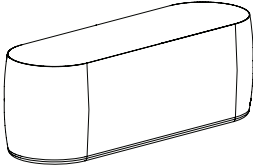
- ④ See a selection of graded in fabric manufacturers and patterns on pages 20-28. Contact Customer Service for additional fabric options.

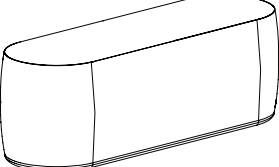
**Specifications**

- Frame is puzzle jointed plywood construction.
- Back has synthetic sheet webbing and 5" high density high resilience polyurethane foam.
- Seat has synthetic sheet webbing and 7" multi-density high resilience polyurethane foam.
- Seat and back have 2" dacron over wrap for upholstery detailing.
- Solid hardwood frame.
- Mortise and tenon construction with corner blocks, glue and screws.
- Standard with rubber cushion metal glides.

**Note:** Walnut and White Oak Solid hardwoods are PREMIUM materials and upcharges apply. Associated upcharges are located in bullet points under units where applicable.

Description	① Model	Specifications	List Price Per Grade																				
<b>Round Pouf</b> 	<b>INP1818-12RDP</b> · two leather handles GSA Contract SIN #33721	<table> <tr> <th>Dimensions</th><th>D</th><th>W</th><th>H</th></tr> <tr> <td>Overall</td><td>18</td><td>18</td><td>12</td></tr> <tr> <th>Upholstery</th><th colspan="3">Shipping</th></tr> <tr> <td>COM Ydg</td><td>1</td><td>Ctn Wt</td><td>22</td></tr> <tr> <td>COL Sq Ft</td><td>18</td><td>Cu Ft</td><td>3</td></tr> </table>	Dimensions	D	W	H	Overall	18	18	12	Upholstery	Shipping			COM Ydg	1	Ctn Wt	22	COL Sq Ft	18	Cu Ft	3	COM \$698 A \$707 B \$725 COL/C \$756 D \$795 E \$835 F \$896 G \$962 H \$1,032 I \$1,142 J \$1,273 L1 \$975 L2 \$1,054
Dimensions	D	W	H																				
Overall	18	18	12																				
Upholstery	Shipping																						
COM Ydg	1	Ctn Wt	22																				
COL Sq Ft	18	Cu Ft	3																				
<b>Oval Pouf</b> 	<b>INP1319-120VP</b> · two leather handles GSA Contract SIN #33721	<table> <tr> <th>Dimensions</th><th>D</th><th>W</th><th>H</th></tr> <tr> <td>Overall</td><td>13</td><td>19</td><td>12</td></tr> <tr> <th>Upholstery</th><th colspan="3">Shipping</th></tr> <tr> <td>COM Ydg</td><td>1</td><td>Ctn Wt</td><td>19</td></tr> <tr> <td>COL Sq Ft</td><td>18</td><td>Cu Ft</td><td>3</td></tr> </table>	Dimensions	D	W	H	Overall	13	19	12	Upholstery	Shipping			COM Ydg	1	Ctn Wt	19	COL Sq Ft	18	Cu Ft	3	COM \$686 A \$695 B \$713 COL/C \$744 D \$783 E \$823 F \$884 G \$950 H \$1,020 I \$1,130 J \$1,261 L1 \$963 L2 \$1,042
Dimensions	D	W	H																				
Overall	13	19	12																				
Upholstery	Shipping																						
COM Ydg	1	Ctn Wt	19																				
COL Sq Ft	18	Cu Ft	3																				
<b>Round Pouf</b> 	<b>INP1818-17RDP</b> · two leather handles GSA Contract SIN #33721	<table> <tr> <th>Dimensions</th><th>D</th><th>W</th><th>H</th></tr> <tr> <td>Overall</td><td>18</td><td>18</td><td>16 ½</td></tr> <tr> <th>Upholstery</th><th colspan="3">Shipping</th></tr> <tr> <td>COM Ydg</td><td>1 ¼</td><td>Ctn Wt</td><td>26</td></tr> <tr> <td>COL Sq Ft</td><td>23</td><td>Cu Ft</td><td>4</td></tr> </table>	Dimensions	D	W	H	Overall	18	18	16 ½	Upholstery	Shipping			COM Ydg	1 ¼	Ctn Wt	26	COL Sq Ft	23	Cu Ft	4	COM \$739 A \$751 B \$772 COL/C \$811 D \$860 E \$910 F \$986 G \$1,069 H \$1,156 I \$1,293 J \$1,458 L1 \$1,085 L2 \$1,184
Dimensions	D	W	H																				
Overall	18	18	16 ½																				
Upholstery	Shipping																						
COM Ydg	1 ¼	Ctn Wt	26																				
COL Sq Ft	23	Cu Ft	4																				
<b>Oval Pouf</b> 	<b>INP1319-170VP</b> · two leather handles GSA Contract SIN #33721	<table> <tr> <th>Dimensions</th><th>D</th><th>W</th><th>H</th></tr> <tr> <td>Overall</td><td>13</td><td>19</td><td>16 ½</td></tr> <tr> <th>Upholstery</th><th colspan="3">Shipping</th></tr> <tr> <td>COM Ydg</td><td>1 ¼</td><td>Ctn Wt</td><td>23</td></tr> <tr> <td>COL Sq Ft</td><td>23</td><td>Cu Ft</td><td>4</td></tr> </table>	Dimensions	D	W	H	Overall	13	19	16 ½	Upholstery	Shipping			COM Ydg	1 ¼	Ctn Wt	23	COL Sq Ft	23	Cu Ft	4	COM \$712 A \$724 B \$745 COL/C \$784 D \$833 E \$883 F \$959 G \$1,042 H \$1,129 I \$1,266 J \$1,431 L1 \$1,058 L2 \$1,157
Dimensions	D	W	H																				
Overall	13	19	16 ½																				
Upholstery	Shipping																						
COM Ydg	1 ¼	Ctn Wt	23																				
COL Sq Ft	23	Cu Ft	4																				

Description	1 Model	Specifications	List Price Per Grade
<b>Oval Bench</b> 	<b>INB1855-190VB</b>  GSA Contract SIN #33721	<b>Dimensions</b>	<b>COM \$1,615</b>
		<b>D</b>	<b>A \$1,642</b>
		<b>W</b>	<b>B \$1,695</b>
		<b>H</b>	<b>COL/C \$1,787</b>
		<b>Overall</b>	<b>D \$1,905</b>
		<b>Upholstery</b>	<b>E \$2,024</b>
		<b>Shipping</b>	<b>F \$2,208</b>
		<b>COM Ydg</b>	<b>G \$2,405</b>
		<b>Ctn Wt</b>	<b>H \$2,616</b>
		<b>COL Sq Ft</b>	<b>I \$2,945</b>
		<b>Cu Ft</b>	<b>J \$3,340</b>
			<b>L1 \$2,550</b>
			<b>L2 \$2,813</b>

<b>Oval Bench</b> 	<b>INB1860-190VB</b>  GSA Contract SIN #33721	<b>Dimensions</b>	<b>COM \$1,675</b>
		<b>D</b>	<b>A \$1,706</b>
		<b>W</b>	<b>B \$1,768</b>
		<b>H</b>	<b>COL/C \$1,875</b>
		<b>Overall</b>	<b>D \$2,013</b>
		<b>Upholstery</b>	<b>E \$2,152</b>
		<b>Shipping</b>	<b>F \$2,367</b>
		<b>COM Ydg</b>	<b>G \$2,597</b>
		<b>Ctn Wt</b>	<b>H \$2,843</b>
		<b>COL Sq Ft</b>	<b>I \$3,226</b>
		<b>Cu Ft</b>	<b>J \$3,687</b>
			<b>L1 \$2,766</b>
			<b>L2 \$3,073</b>

### To Order, Specify:

- 1 Model Number
- 2 Wood Species - Birch (B)
- 3 Finish
- 4 Fabric Selection - vendor, pattern and color
- 5 Optional Rubber Cushion Nylon Glides - no upcharge

### 3 Wood Finish/Color Options:

ACR Acorn	CGR Graphite Coordinate
CAG Aged Ash Coordinate	HRV Harvest
ALM Ale Medium	HEN Henna
AUB Auburn	CHL High Line Coordinate
BRL Barley	HNY Honey
CBE Blonde Echo Coordinate	INK Inkwell
BBM Bourbon Medium	CKC Khaki Coordinate
CBZ Brazilwood Coordinate	LGC Legacy
BRW Brownie	MCH Mocha
BRM Brighton Medium	NTO Night Owl
BUF Buff	NUT Nut Brown
BUR Burlap	COA Oatmeal Cook Coordinate
BUT Butterscotch	CPI Pinnacle Walnut Coordinate
CAN Canyon	POR Porter
CHE Chestnut	PRL Praline
CIN Cinnamon	RYE Rye
CIT Citron	SAD Saddle
CLA Classic	SAF Saffron
CCF Coffee Coordinate	SIE Sienna
CLL Collectors	CST Studio Teak Coordinate
CCR Cremello Coordinate	TOF Toffee
DES Desert	TRF Truffle
EAR Earthy	VEN Venetian
ECU Ecu	CVI Vintage Coordinate
ESP Espresso	CWH Walnut Heights Coordinate
FLX Flax	CWE Weathered Ash Coordinate
CFL Florence Walnut Coordinate	WWO Whitewash
CFO Fossil Coordinate	

### Paint Color - Add \$38 list per item

BKD Backdrop	GRV Greek Villa
BFX Black Fox	GLF Gulf Stream
BWH Bright White	HTB Heartthrob
CGP Cargo Pants	NET Network Gray
CHT Chatroom	NWH Nonchalant White
DSY Daisy	PAR Paradise
DRG Daring	QXP Quixotic Plum
DYN Dynamo	RBZ Relic Bronze
ENG Enigma	SND Sandbank
FRR French Roast	STM Storm
GBY Georgian Bay	TRC Tricorn Black

- 4 See a selection of graded in fabric manufacturers and patterns on pages 20-28. Contact Customer Service for additional fabric options.

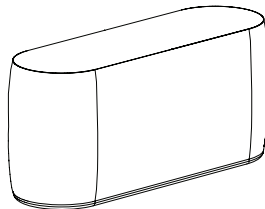
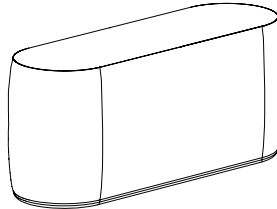
### Specifications

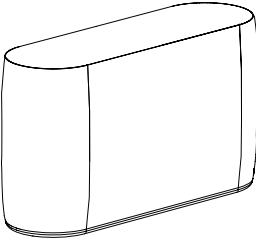
- Frame is puzzle jointed plywood construction.
- Seat has 5" high density high resilience polyurethane foam.
- Seat has 2" dacron over wrap for upholstery detailing.
- Solid birch plywood base.
- Standard with rubber cushion metal glides.
- Aniline dye leather handles with sewn reinforced gussets.

Need it.

JSI Quickship

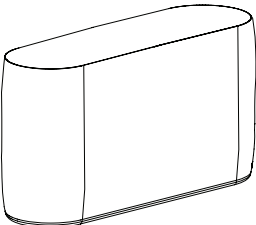
When ordering Quickship products, place a "Q" in front of model number.  
Example: QINS3236-29

Description	① Model	Specifications				List Price Per Grade		
<div>Oval Bench</div> <div><div>Now!</div></div>	<div>INB1855-250VB</div> <div>GSA Contract SIN #33721</div>	Dimensions		D	W	H	COM	\$1,743
		Overall		18	55	25	A	\$1,774
		Upholstery		Shipping			B	\$1,836
		COM Ydg	3 ½	Ctn Wt	124	COL/C	\$1,943	
		COL Sq Ft	77	Cu Ft	17	D	\$2,081	
						E	\$2,220	
						F	\$2,435	
						G	\$2,665	
						H	\$2,911	
						I	\$3,294	
						J	\$3,755	
						L1	\$2,834	
						L2	\$3,141	
<div>Oval Bench</div> <div><div>Now!</div></div>	<div>INB1860-250VB</div> <div>GSA Contract SIN #33721</div>	Dimensions		D	W	H	COM	\$1,806
		Overall		18	60	25	A	\$1,842
		Upholstery		Shipping			B	\$1,912
		COM Ydg	4	Ctn Wt	129	COL/C	\$2,035	
		COL Sq Ft	92	Cu Ft	19	D	\$2,193	
						E	\$2,351	
						F	\$2,596	
						G	\$2,859	
						H	\$3,140	
						I	\$3,579	
						J	\$4,105	
						L1	\$3,052	
						L2	\$3,403	

Description	1 Model	Specifications				List Price Per Grade		
<div>Oval Bench</div> <div>NOW!</div> 	<div>INB1855-310VB</div> <div>GSA Contract SIN #33721</div>	Dimensions	D	W	H	COM	\$2,024	
		Overall	18	55	31	A	\$2,071	
		Upholstery		Shipping			B	\$2,163
		COM Ydg	5 ¼	Ctn Wt	143	COL/C	\$2,324	
		COL Sq Ft	132	Cu Ft	21	D	\$2,531	
						E	\$2,739	
						F	\$3,061	
				G	\$3,407			
				H	\$3,775			
				I	\$4,351			
				J	\$5,042			
				L1	\$3,660			
				L2	\$4,120			

Oval Bench

NOW!



INB1860-310VB

GSA Contract SIN #33721

Dimensions	D	W	H
Overall	18	60	31
Upholstery		Shipping	
COM Ydg	5 ¾	Ctn Wt	148
COL Sq Ft	144	Cu Ft	23

COM \$2,047

A \$2,098

B \$2,199

COL/C \$2,376

D \$2,603

E \$2,830

F \$3,183

G \$3,561

H \$3,965

I \$4,595

J \$5,352

L1 \$3,839

L2 \$4,343

**To Order, Specify:**

- 1 Model Number
- 2 Wood Species - Birch (B)
- 3 Finish
- 4 Fabric Selection - vendor, pattern and color
- 5 Optional Rubber Cushion Nylon Glides - no upcharge

**3 Wood Finish/Color Options:**

ACR	Acorn	CGR	Graphite Coordinate
CAG	Aged Ash Coordinate	HRV	Harvest
ALM	Ale Medium	HEN	Henna
AUB	Auburn	CHL	High Line Coordinate
BRL	Barley	HNY	Honey
CBE	Blonde Echo Coordinate	INK	Inkwell
BBM	Bourbon Medium	CKC	Khaki Coordinate
CBZ	Brazilwood Coordinate	LGC	Legacy
BRW	Brownie	MCH	Mocha
BRM	Brighton Medium	NTO	Night Owl
BUF	Buff	NUT	Nut Brown
BUR	Burlap	COA	Oatmeal Cook Coordinate
BUT	Butterscotch	CPI	Pinnacle Walnut Coordinate
CAN	Canyon	POR	Porter
CHE	Chestnut	PRL	Praline
CIN	Cinnamon	RYE	Rye
CIT	Citron	SAD	Saddle
CLA	Classic	SAF	Saffron
CCF	Coffee Coordinate	SIE	Sienna
CLL	Collectors	CST	Studio Teak Coordinate
CCR	Cremello Coordinate	TOF	Toffee
DES	Desert	TRF	Truffle
EAR	Earthy	VEN	Venetian
ECU	Ecu	CVI	Vintage Coordinate
ESP	Espresso	CWH	Walnut Heights Coordinate
FLX	Flax	CWE	Weathered Ash Coordinate
CFL	Florence Walnut Coordinate	WWO	Whitewash
CFO	Fossil Coordinate		

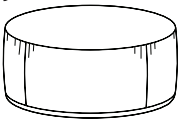
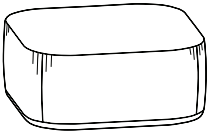
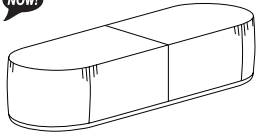
**Paint Color - Add \$38 list per item**

BKD	Backdrop	GRV	Greek Villa
BFX	Black Fox	GLF	Gulf Stream
BWH	Bright White	HTB	Heartthrob
CGP	Cargo Pants	NET	Network Gray
CHT	Chatroom	NWH	Nonchalant White
DSY	Daisy	PAR	Paradise
DRG	Daring	QXP	Quikotic Plum
DYN	Dynamo	RBZ	Relic Bronze
ENG	Enigma	SND	Sandbank
FRR	French Roast	STM	Storm
GBY	Georgian Bay	TRC	Tricorn Black

- 4 See a selection of graded in fabric manufacturers and patterns on pages 20-28. Contact Customer Service for additional fabric options.

**Specifications**

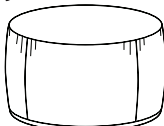
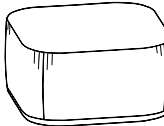
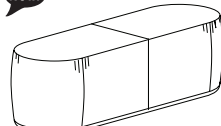
- Frame is puzzle jointed plywood construction.
- Seat has 5" high density high resilience polyurethane foam.
- Seat has 2" dacron over wrap for upholstery detailing.
- Solid birch plywood base.
- Standard with rubber cushion metal glides.
- Aniline dye leather handles with sewn reinforced gussets.

Description	① Model	Specifications	List Price Per Grade																				
<b>Round Pouf</b> 	<b>INP2727-12RDP</b> GSA Contract SIN #33721	<table> <tr> <th>Dimensions</th><th>D</th><th>W</th><th>H</th></tr> <tr> <td>Overall</td><td>27</td><td>27</td><td>12</td></tr> <tr> <th colspan="2">Upholstery</th><th colspan="2">Shipping</th></tr> <tr> <td>COM Ydg</td><td>1 ½</td><td>Ctn Wt</td><td>52</td></tr> <tr> <td>COL Sq Ft</td><td>27</td><td>Cu Ft</td><td>7</td></tr> </table>	Dimensions	D	W	H	Overall	27	27	12	Upholstery		Shipping		COM Ydg	1 ½	Ctn Wt	52	COL Sq Ft	27	Cu Ft	7	COM \$1,043 A \$1,057 B \$1,083 COL/C \$1,129 D \$1,188 E \$1,248 F \$1,340 G \$1,438 H \$1,544 I \$1,708 J \$1,906 L1 \$1,458 L2 \$1,577
Dimensions	D	W	H																				
Overall	27	27	12																				
Upholstery		Shipping																					
COM Ydg	1 ½	Ctn Wt	52																				
COL Sq Ft	27	Cu Ft	7																				
<b>Square Pouf</b> 	<b>INP2727-12SQP</b> GSA Contract SIN #33721	<table> <tr> <th>Dimensions</th><th>D</th><th>W</th><th>H</th></tr> <tr> <td>Overall</td><td>27</td><td>27</td><td>12</td></tr> <tr> <th colspan="2">Upholstery</th><th colspan="2">Shipping</th></tr> <tr> <td>COM Ydg</td><td>1 ½</td><td>Ctn Wt</td><td>61</td></tr> <tr> <td>COL Sq Ft</td><td>27</td><td>Cu Ft</td><td>7</td></tr> </table>	Dimensions	D	W	H	Overall	27	27	12	Upholstery		Shipping		COM Ydg	1 ½	Ctn Wt	61	COL Sq Ft	27	Cu Ft	7	COM \$1,044 A \$1,058 B \$1,084 COL/C \$1,130 D \$1,189 E \$1,249 F \$1,341 G \$1,439 H \$1,545 I \$1,709 J \$1,907 L1 \$1,459 L2 \$1,578
Dimensions	D	W	H																				
Overall	27	27	12																				
Upholstery		Shipping																					
COM Ydg	1 ½	Ctn Wt	61																				
COL Sq Ft	27	Cu Ft	7																				
<b>Oval Pouf</b> 	<b>INP1855-120VP</b> GSA Contract SIN #33721	<table> <tr> <th>Dimensions</th><th>D</th><th>W</th><th>H</th></tr> <tr> <td>Overall</td><td>18</td><td>55</td><td>12</td></tr> <tr> <th colspan="2">Upholstery</th><th colspan="2">Shipping</th></tr> <tr> <td>COM Ydg</td><td>2</td><td>Ctn Wt</td><td>88</td></tr> <tr> <td>COL Sq Ft</td><td>36</td><td>Cu Ft</td><td>9</td></tr> </table>	Dimensions	D	W	H	Overall	18	55	12	Upholstery		Shipping		COM Ydg	2	Ctn Wt	88	COL Sq Ft	36	Cu Ft	9	COM \$1,501 A \$1,519 B \$1,554 COL/C \$1,616 D \$1,695 E \$1,774 F \$1,896 G \$2,028 H \$2,168 I \$2,388 J \$2,651 L1 \$2,054 L2 \$2,212
Dimensions	D	W	H																				
Overall	18	55	12																				
Upholstery		Shipping																					
COM Ydg	2	Ctn Wt	88																				
COL Sq Ft	36	Cu Ft	9																				

**NOW!**  
 Need it.  
 JSI Quickship

When ordering Quickship products, place a "Q" in front of model number.  
 Example: QINS3236-29

Specification information shown at right.

Description	1 Model	Specifications	List Price Per Grade																				
<b>Round Pouf</b> 	<b>INP2727-17RDP</b> GSA Contract SIN #33721	<table> <tr> <th>Dimensions</th><th>D</th><th>W</th><th>H</th></tr> <tr> <td>Overall</td><td>27</td><td>27</td><td>16 1/2</td></tr> <tr> <th>Upholstery</th><th colspan="3">Shipping</th></tr> <tr> <td>COM Ydg</td><td>1 3/4</td><td>Ctn Wt</td><td>60</td></tr> <tr> <td>COL Sq Ft</td><td>32</td><td>Cu Ft</td><td>9</td></tr> </table>	Dimensions	D	W	H	Overall	27	27	16 1/2	Upholstery	Shipping			COM Ydg	1 3/4	Ctn Wt	60	COL Sq Ft	32	Cu Ft	9	COM \$1,083 A \$1,099 B \$1,130 COL/C \$1,183 D \$1,252 E \$1,322 F \$1,429 G \$1,544 H \$1,667 I \$1,859 J \$2,089 L1 \$1,567 L2 \$1,705
Dimensions	D	W	H																				
Overall	27	27	16 1/2																				
Upholstery	Shipping																						
COM Ydg	1 3/4	Ctn Wt	60																				
COL Sq Ft	32	Cu Ft	9																				
<b>Square Pouf</b> 	<b>INP2727-17SQP</b> GSA Contract SIN #33721	<table> <tr> <th>Dimensions</th><th>D</th><th>W</th><th>H</th></tr> <tr> <td>Overall</td><td>27</td><td>27</td><td>16 1/2</td></tr> <tr> <th>Upholstery</th><th colspan="3">Shipping</th></tr> <tr> <td>COM Ydg</td><td>1 3/4</td><td>Ctn Wt</td><td>72</td></tr> <tr> <td>COL Sq Ft</td><td>32</td><td>Cu Ft</td><td>9</td></tr> </table>	Dimensions	D	W	H	Overall	27	27	16 1/2	Upholstery	Shipping			COM Ydg	1 3/4	Ctn Wt	72	COL Sq Ft	32	Cu Ft	9	COM \$1,084 A \$1,100 B \$1,131 COL/C \$1,184 D \$1,253 E \$1,323 F \$1,430 G \$1,545 H \$1,668 I \$1,860 J \$2,090 L1 \$1,568 L2 \$1,706
Dimensions	D	W	H																				
Overall	27	27	16 1/2																				
Upholstery	Shipping																						
COM Ydg	1 3/4	Ctn Wt	72																				
COL Sq Ft	32	Cu Ft	9																				
<b>Oval Pouf</b> 	<b>INP1855-17OVP</b> GSA Contract SIN #33721	<table> <tr> <th>Dimensions</th><th>D</th><th>W</th><th>H</th></tr> <tr> <td>Overall</td><td>18</td><td>55</td><td>16 1/2</td></tr> <tr> <th>Upholstery</th><th colspan="3">Shipping</th></tr> <tr> <td>COM Ydg</td><td>2 1/4</td><td>Ctn Wt</td><td>97</td></tr> <tr> <td>COL Sq Ft</td><td>41</td><td>Cu Ft</td><td>12</td></tr> </table>	Dimensions	D	W	H	Overall	18	55	16 1/2	Upholstery	Shipping			COM Ydg	2 1/4	Ctn Wt	97	COL Sq Ft	41	Cu Ft	12	COM \$1,555 A \$1,575 B \$1,615 COL/C \$1,684 D \$1,773 E \$1,862 F \$2,000 G \$2,148 H \$2,306 I \$2,552 J \$2,849 L1 \$2,177 L2 \$2,355
Dimensions	D	W	H																				
Overall	18	55	16 1/2																				
Upholstery	Shipping																						
COM Ydg	2 1/4	Ctn Wt	97																				
COL Sq Ft	41	Cu Ft	12																				

**To Order, Specify:**

- 1 Model Number
- 2 Wood Species - Birch (B)
- 3 Finish
- 4 Fabric Selection - vendor, pattern and color
- 5 Optional Rubber Cushion Nylon Glides - no upcharge

**Specifications**

- Frame is puzzle jointed plywood construction.
- Seat has 5" high density high resilience polyurethane foam.
- Seat has 2" dacron over wrap for upholstery detailing.
- Solid birch plywood base.
- Standard with rubber cushion metal glides.

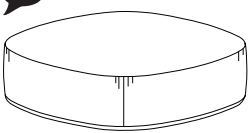
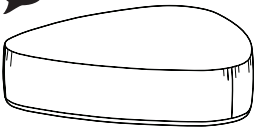
**3 Wood Finish/Color Options:**

ACR	Acorn	CGR	Graphite Coordinate
CAG	Aged Ash Coordinate	HRV	Harvest
ALM	Ale Medium	HEN	Henna
AUB	Auburn	CHL	High Line Coordinate
BRL	Barley	HNY	Honey
CBE	Blonde Echo Coordinate	INK	Inkwell
BBM	Bourbon Medium	CKC	Khaki Coordinate
CBZ	Brazilwood Coordinate	LGC	Legacy
BRW	Brownie	MCH	Mocha
BRM	Brighton Medium	NTO	Night Owl
BUF	Buff	NUT	Nut Brown
BUR	Burlap	COA	Oatmeal Cook Coordinate
BUT	Butterscotch	CPI	Pinnacle Walnut Coordinate
CAN	Canyon	POR	Porter
CHE	Chestnut	PRL	Praline
CIN	Cinnamon	RYE	Rye
CIT	Citron	SAD	Saddle
CLA	Classic	SAF	Saffron
CCF	Coffee Coordinate	SIE	Sienna
CLL	Collectors	CST	Studio Teak Coordinate
CCR	Cremello Coordinate	TOF	Toffee
DES	Desert	TRF	Truffle
EAR	Earthy	VEN	Venetian
ECU	Ecu	CVI	Vintage Coordinate
ESP	Espresso	CWH	Walnut Heights Coordinate

**Wood Finishes (continued)**

FLX	Flax	CWE	Weathered Ash Coordinate
CFL	Florence Walnut Coordinate	WWO	Whitewash
CFO	Fossil Coordinate		
<b>Paint Color - Add \$38 list per item</b>			
BKD	Backdrop	GRV	Greek Villa
BFX	Black Fox	GLF	Gulf Stream
BWH	Bright White	HTB	Heartthrob
CGP	Cargo Pants	NET	Network Gray
CHT	Chatroom	NWH	Nonchalant White
DSY	Daisy	PAR	Paradise
DRG	Daring	QXP	Quixotic Plum
DYN	Dynamo	RBZ	Relic Bronze
ENG	Enigma	SND	Sandbank
FRR	French Roast	STM	Storm
GBY	Georgian Bay	TRC	Tricorn Black

- 4 See a selection of graded in fabric manufacturers and patterns on pages 20-28. Contact Customer Service for additional fabric options.

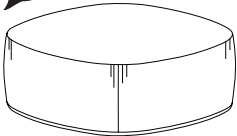
Description	① Model	Specifications				List Price Per Grade
<b>Square Pouf</b> 	<b>INP4444-12SQP</b> GSA Contract SIN #33721	<b>Dimensions</b>	<b>D</b>	<b>W</b>	<b>H</b>	<b>COM \$2,011</b>
		Overall	44	44	12	<b>A \$2,038</b>
		<b>Upholstery</b>	<b>Shipping</b>			<b>B \$2,091</b>
		COM Ydg	3	Ctn Wt	101	<b>COL/C \$2,183</b>
		COL Sq Ft	90	Cu Ft	17	<b>D \$2,301</b>
						<b>E \$2,420</b>
						<b>F \$2,604</b>
						<b>G \$2,801</b>
						<b>H \$3,012</b>
						<b>I \$3,341</b>
						<b>J \$3,736</b>
						<b>L1 \$3,157</b>
						<b>L2 \$3,472</b>
<b>Triangular Pouf</b> 	<b>INP4848-12TRP</b> GSA Contract SIN #33721	<b>Dimensions</b>	<b>D</b>	<b>W</b>	<b>H</b>	<b>COM \$2,102</b>
		Overall	48	48	12	<b>A \$2,131</b>
		<b>Upholstery</b>	<b>Shipping</b>			<b>B \$2,188</b>
		COM Ydg	2 ¾	Ctn Wt	109	<b>COL/C \$2,288</b>
		COL Sq Ft	90	Cu Ft	20	<b>D \$2,416</b>
						<b>E \$2,545</b>
						<b>F \$2,744</b>
						<b>G \$2,958</b>
						<b>H \$3,186</b>
						<b>I \$3,543</b>
						<b>J \$3,970</b>
						<b>L1 \$3,343</b>
						<b>L2 \$3,685</b>


**NOW!**  
 Need it.  
 JSI Quickship

When ordering Quickship products, place a "Q" in front of model number.  
 Example: QINS3236-29

Specification information shown at right.



Description	① Model	Specifications				List Price Per Grade		
<div>Square Pouf</div> <div><div>NOW!</div></div>	<div>INP4444-17SQP</div> <div>GSA Contract SIN #33721</div>	Dimensions		D	W	H	COM	\$2,096
		Overall		44	44	16 ½	A	\$2,127
		Upholstery		Shipping			B	\$2,189
		COM Ydg	3 ½	Ctn Wt	114	COL/C	\$2,296	
		COL Sq Ft	90	Cu Ft	22	D	\$2,434	
						E	\$2,573	
				F	\$2,788			
				G	\$3,018			
				H	\$3,264			
				I	\$3,647			
				J	\$4,108			
				L1	\$3,432			
				L2	\$3,801			

<div>Triangular Pouf</div> <div><div>NOW!</div></div>	<div>INP4848-17TRP</div> <div>GSA Contract SIN #33721</div>	Dimensions		D	W	H	COM	\$2,230
		Overall		48	48	16 ½	A	\$2,257
		Upholstery		Shipping			B	\$2,310
		COM Ydg	3	Ctn Wt	125	COL/C	\$2,402	
		COL Sq Ft	90	Cu Ft	26	D	\$2,520	
						E	\$2,639	
				F	\$2,823			
				G	\$3,020			
				H	\$3,231			
				I	\$3,560			
				J	\$3,955			
				L1	\$3,376			
				L2	\$3,691			

**To Order, Specify:**

- 1 Model Number
- 2 Wood Species - Birch (B)
- 3 Finish
- 4 Fabric Selection - vendor, pattern and color
- 5 Optional Rubber Cushion Nylon Glides - no upcharge

**3 Wood Finish/Color Options:**

ACR Acorn	CGR Graphite Coordinate
CAG Aged Ash Coordinate	HRV Harvest
ALM Ale Medium	HEN Henna
AUB Auburn	CHL High Line Coordinate
BRL Barley	HNY Honey
CBE Blonde Echo Coordinate	INK Inkwell
BBM Bourbon Medium	CKC Khaki Coordinate
CBZ Brazilwood Coordinate	LGC Legacy
BRW Brownie	MCH Mocha
BRM Brighton Medium	NTO Night Owl
BUF Buff	NUT Nut Brown
BUR Burlap	COA Oatmeal Cook Coordinate
BUT Butterscotch	CPI Pinnacle Walnut Coordinate
CAN Canyon	POR Porter
CHE Chestnut	PRL Praline
CIN Cinnamon	RYE Rye
CIT Citron	SAD Saddle
CLA Classic	SAF Saffron
CCF Coffee Coordinate	SIE Sienna
CLL Collectors	CST Studio Teak Coordinate
CCR Cremello Coordinate	TOF Toffee
DES Desert	TRF Truffle
EAR Earthy	VEN Venetian
ECU Ecu	CVI Vintage Coordinate
ESP Espresso	CWH Walnut Heights Coordinate
FLX Flax	CWE Weathered Ash Coordinate
CFL Florence Walnut Coordinate	WVO Whitewash
CFO Fossil Coordinate	

**Paint Color - Add \$38 list per item**

BKD Backdrop	GRV Greek Villa
BFX Black Fox	GLF Gulf Stream
BWH Bright White	HTB Heartthrob
CGP Cargo Pants	NET Network Gray
CHT Chatroom	NWH Nonchalant White
DSY Daisy	PAR Paradise
DRG Daring	QXP Quixotic Plum
DYN Dynamo	RBZ Relic Bronze
ENG Enigma	SND Sandbank
FRR French Roast	STM Storm
GBY Georgian Bay	TRC Tricorn Black

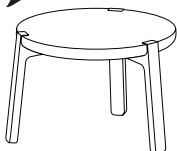
- 4 See a selection of graded in fabric manufacturers and patterns on pages 20-28. Contact Customer Service for additional fabric options.

**Specifications**

- Frame is puzzle jointed plywood construction.
- Seat has 5" high density high resilience polyurethane foam.
- Seat has 2" dacron over wrap for upholstery detailing.
- Solid birch plywood base.
- Standard with rubber cushion metal glides.

Description	D	W	H	CTN WT	CU FT	① Model	Flat Cut List Price	Double Cut List Price
Round Lounge Table	19	19	13 ¾	16	5	INT1919-14RD	\$978	\$1,075

NOW!




- ships factory assembled
- maple legs standard
- walnut or white oak rims and/or legs available, specify and add \$90 list

GSA Contract SIN #33721

Round Lounge Table	25	25	13 ¾	24	7	INT2525-14RD	\$1,014	\$1,116
--------------------	----	----	------	----	---	--------------	---------	---------

NOW!

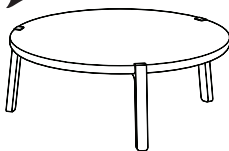


- ships factory assembled
- maple legs standard
- walnut or white oak rims and/or legs available, specify and add \$90 list

GSA Contract SIN #33721

Round Lounge Table	35	35	13 ¾	45	13	INT3535-14RD	\$1,170	\$1,288
--------------------	----	----	------	----	----	--------------	---------	---------

NOW!


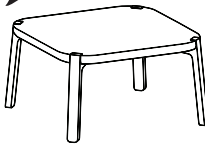
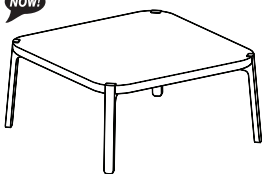


- ships factory assembled
- maple legs standard
- walnut or white oak rims and/or legs available, specify and add \$90 list

GSA Contract SIN #33721

Need it.   
JSI Quickship

When ordering Quickship products, place a "Q" in front of model number.  
Example: QINS3236-29

Description	D	W	H	CTN WT	CU FT	① Model	Flat Cut List Price	Double Cut List Price
<b>Square Lounge Table</b> 	19	19	13 ¾	19	5	INT1919-14TT	\$1,027	\$1,131
<ul style="list-style-type: none"> <li>ships factory assembled</li> <li>maple legs standard</li> <li>walnut or white oak rims and/or legs available, specify and add \$102 list</li> </ul>								
GSA Contract SIN #33721								
<b>Square Lounge Table</b> 	25	25	13 ¾	30	7	INT2525-14TT	\$1,091	\$1,200
<ul style="list-style-type: none"> <li>ships factory assembled</li> <li>maple legs standard</li> <li>walnut or white oak rims and/or legs available, specify and add \$102 list</li> </ul>								
GSA Contract SIN #33721								
<b>Square Lounge Table</b> 	35	35	13 ¾	56	13	INT3535-14TT	\$1,226	\$1,350
<ul style="list-style-type: none"> <li>ships factory assembled</li> <li>maple legs standard</li> <li>walnut or white oak rims and/or legs available, specify and add \$102 list</li> </ul>								
GSA Contract SIN #33721								

**To Order, Specify:****① Model Number****② Top Material:****a.) Veneer with STANDARD Maple Solid Hardwood Rims**

- 1.) Wood Species - Cherry (CH1), Maple (MA1), Walnut (WA1) or Double Cut (DC1)

**2.) Wood Finish Color****b.) Laminate with STANDARD Maple Solid Hardwood Rims**

- Alabaster (ALB), Bridal Blanco (BBL), Designer White (DWH), Shadow (SHD) or Slate Grey (SLG)

**c.) Walnut Veneer with PREMIUM Walnut Solid Hardwood Rims**

- 1.) Wood Species - Walnut (WW1)
- 2.) Wood Finish Color

**d.) White Oak Veneer with PREMIUM White Oak Solid Hardwood Rims**

- 1.) Wood Species - White Oak (WK1)
- 2.) Wood Finish Color

**③ Leg Wood Species:****a.) STANDARD Maple (M)**

- 1.) Finish Color or Paint Color on maple legs

**b.) PREMIUM Walnut (W) - upcharge applies**

- 1.) Finish Color - Walnut finishes only on Walnut legs

**c.) PREMIUM White Oak (WK1) - upcharge applies**

- 1.) Finish Color - Whitewash finish only on White Oak legs

**④ Optional Rubber Cushion Nylon Glides - no upcharge****2a Standard Veneer Top Finish with****Maple Solid Hardwood Rim Options:****Flat Cut****Cherry**

BRL Barley  
BBM Bourbon Medium  
BRM Brighton Medium  
CLA Classic  
CLL Collectors  
EAR Earthy  
HRV Harvest  
LGC Legacy  
PRL Praline  
SAF Saffron

**Maple**

ALM Ale Medium  
BUT Butterscotch  
CIN Cinnamon  
FLX Flax  
VEN Venetian

**Walnut**

AUB Auburn  
ESP Espresso  
MCH Mocha  
NTO Night Owl  
SIE Sienna  
TOF Toffee  
TRF Truffle

**Double Cut**

COF Coffee  
CRM Cremello  
FOS Fossil

GRH Graphite  
KHK Khaki  
STU Studio Teak

**2b Solid Laminate Top with Maple Solid****Hardwood Rim Options:**

ALB Alabaster  
BBL Bridal Blanco  
DWH Designer White

SHD Shadow  
SLG Slate Grey

**2c Walnut Veneer Top with PREMIUM Walnut****Solid Hardwood Rim Options:**

AUB Auburn  
ESP Espresso  
MCH Mocha  
NTO Night Owl

SIE Sienna  
TOF Toffee  
TRF Truffle

**2d White Oak Veneer Top with PREMIUM White Oak****Solid Hardwood Rim Options:**

ACR Acorn  
BUF Buff  
BUR Burlap  
CHE Chestnut  
INK Inkwell

POR Porter  
RYE Rye  
SAD Saddle  
WWO Whitewash

**3a Maple Leg Species/Finish Options:**

CAG Aged Ash Coordinate  
ALM Ale Medium  
AUB Auburn  
BRL Barley  
CBE Blonde Echo Coordinate  
BBM Bourbon Medium  
CBZ Brazilwood Coordinate  
BRM Brighton Medium  
BUT Butterscotch  
CIN Cinnamon  
CLA Classic  
CLL Collectors  
CCF Coffee Coordinate  
CCR Cremello Coordinate  
EAR Earthy  
ESP Espresso  
FLX Flax  
CFL Florence Walnut Coordinate  
CFO Fossil Coordinate  
CGR Graphite Coordinate  
HRV Harvest  
CHL High Line Coordinate  
CKC Khaki Coordinate  
LGC Legacy  
MCH Mocha  
NTO Night Owl  
COA Oatmeal Cookie Coordinate  
CPI Pinnacle Walnut Coordinate  
PRL Praline  
SAF Saffron  
SIE Sienna  
CST Studio Teak Coordinate  
TOF Toffee  
TRF Truffle  
VEN Venetian  
CVI Vintage Coordinate  
CWH Walnut Heights Coordinate  
CWE Weathered Ash Coordinate

**Paint Colors (Maple only) - Add \$38 list price per item**

BKD Backdrop  
BFX Black Fox  
BWH Bright White  
CGP Cargo Pants  
CHT Chatroom  
DSY Daisy  
DRG Daring  
DYN Dynamo  
ENG Engima  
FRR French Roast  
GBY Georgian Bay  
GRV Greek Villa  
GLF Gulf Stream  
HTB Heartthrob  
NET Network Gray  
NWH Nonchalant White  
PAR Paradise  
QXP Quixotic Plum  
RBZ Relic Bronze  
SND Sandbank  
STM Storm  
TRC Tricorn Black

**3b Walnut Leg Species/Finish Options:**

AUB Auburn  
ESP Espresso  
MCH Mocha  
NTO Night Owl  
SIE Sienna  
TOF Toffee  
TRF Truffle

**3c White Oak Leg Species/Finish Options:**

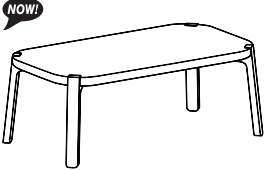
ACR Acorn  
BUF Buff  
BUR Burlap  
CHE Chestnut  
INK Inkwell  
POR Porter  
RYE Rye  
SAD Saddle  
WWO Whitewash

**Specifications**

- Solid hardwood wood legs with steel plate reinforced mounting.
- 5 ply balanced top construction 1 ½" thick with profile shaped solid hardwood lumber rims
- Surfaces available in wood veneer or high pressure laminate.
- Standard with rubber cushion metal glides.

**Note:** Walnut and White Oak Solid hardwoods are PREMIUM materials and upcharges apply. Associated upcharges are located in bullet points under units where applicable. A single upcharge listed applies to any combination of premium materials; premium top, premium legs or premium top and legs.

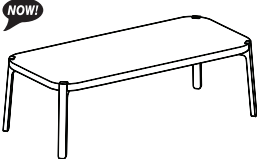
Description	D	W	H	CTN WT	CU FT	❶ Model	Flat Cut List Price	Double Cut List Price
Rectangular Lounge Table	25	35	13 ¾	41	10	INT2535-14TT	\$1,160	\$1,276



- ships factory assembled
- maple legs standard
- walnut or white oak rims and/or legs available, specify and add \$102 list

GSA Contract SIN #33721

Rectangular Lounge Table	25	55	13 ¾	62	15	INT2555-14TT	\$1,288	\$1,417
--------------------------	----	----	------	----	----	--------------	---------	---------



- ships factory assembled
- maple legs standard
- walnut or white oak rims and/or legs available, specify and add \$102 list

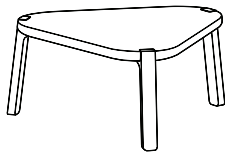
GSA Contract SIN #33721

Need it.   
JSI Quickship

When ordering Quickship products, place a "Q" in front of model number.  
Example: QINS3236-29

Description	D	W	H	CTN WT	CU FT	① Model	Flat Cut List Price	Double Cut List Price
Triangular Lounge Table	25	25	13 ¾	22	6	INT2525-14TR	\$968	\$1,067

NOW!

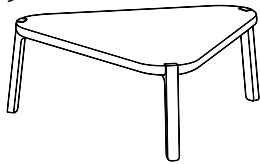


- ships factory assembled
- maple legs standard
- walnut or white oak rims and/or legs available, specify and add \$90 list

GSA Contract SIN #33721

Triangular Lounge Table	35	35	13 ¾	34	11	INT3535-14TR	\$1,101	\$1,211
-------------------------	----	----	------	----	----	--------------	---------	---------

NOW!



- ships factory assembled
- maple legs standard
- walnut or white oak rims and/or legs available, specify and add \$90 list

GSA Contract SIN #33721

**To Order, Specify:****① Model Number****② Top Material:****a.) Veneer with STANDARD Maple Solid Hardwood Rims**

- 1.) Wood Species - Cherry (CH1), Maple (MA1), Walnut (WA1) or Double Cut (DC1)

**2.) Wood Finish Color****b.) Laminate with STANDARD Maple Solid Hardwood Rims**

- Alabaster (ALB), Bridal Blanco (BBL), Designer White (DWH), Shadow (SHD) or Slate Grey (SLG)

**c.) Walnut Veneer with PREMIUM Walnut Solid Hardwood Rims**

- 1.) Wood Species - Walnut (WW1)
- 2.) Wood Finish Color

**d.) White Oak Veneer with PREMIUM White Oak Solid Hardwood Rims**

- 1.) Wood Species - White Oak (WK1)
- 2.) Wood Finish Color

**③ Leg Wood Species:****a.) STANDARD Maple (M)**

- 1.) Finish Color or Paint Color on maple legs

**b.) PREMIUM Walnut (W) - upcharge applies**

- 1.) Finish Color - Walnut finishes only on Walnut legs

**c.) PREMIUM White Oak (WK1) - upcharge applies**

- 1.) Finish Color - Whitewash finish only on White Oak legs

**④ Optional Rubber Cushion Nylon Glides - no upcharge****②a Standard Veneer Top Finish with Maple Solid Hardwood Rim Options:**

Flat Cut	Maple	Walnut
<b>Cherry</b>		
BRL Barley	ALM Ale Medium	AUB Auburn
BBM Bourbon Medium	BUT Butterscotch	ESP Espresso
BRM Brighton Medium	CIN Cinnamon	MCH Mocha
CLA Classic	FLX Flax	NTO Night Owl
CLL Collectors	VEN Venetian	SIE Sienna
EAR Earthy		TOF Toffee
HRV Harvest		TRF Truffle
LGC Legacy		
PRL Praline		
SAF Saffron		
<b>Double Cut</b>		
COF Coffee	GRH Graphite	
CRM Cremello	KHK Khaki	
FOS Fossil	STU Studio Teak	

**②b Solid Laminate Top with Maple Solid Hardwood Rim Options:**

ALB Alabaster	SHD Shadow
BBL Bridal Blanco	SLG Slate Grey
DWH Designer White	

**②c Walnut Veneer Top with PREMIUM Walnut Solid Hardwood Rim Options:**

AUB Auburn	SIE Sienna
ESP Espresso	TOF Toffee
MCH Mocha	TRF Truffle
NTO Night Owl	

**②d White Oak Veneer Top with PREMIUM White Oak Solid Hardwood Rim Options:**

ACR Acorn	POR Porter
BUF Buff	RYE Rye
BUR Burlap	SAD Saddle
CHE Chestnut	WWO Whitewash
INK Inkwell	

**③a Maple Leg Species/Finish Options:**

CAG Aged Ash Coordinate	CGR Graphite Coordinate
ALM Ale Medium	HRV Harvest
AUB Auburn	CHL High Line Coordinate
BRL Barley	CKC Khaki Coordinate
CBE Blonde Echo Coordinate	LGC Legacy
BBM Bourbon Medium	MCH Mocha
CBZ Brazilwood Coordinate	NTO Night Owl
BRM Brighton Medium	COA Oatmeal Cookie Coordinate
BUT Butterscotch	CPI Pinnacle Walnut Coordinate
CIN Cinnamon	PRL Praline
CLA Classic	SAF Saffron
CLL Collectors	SIE Sienna
CCF Coffee Coordinate	CST Studio Teak Coordinate
CCR Cremello Coordinate	TOF Toffee
EAR Earthy	TRF Truffle
ESP Espresso	VEN Venetian
FLX Flax	CVI Vintage Coordinate
CFL Florence Walnut Coordinate	CWH Walnut Heights Coordinate
CFO Fossil Coordinate	CWE Weathered Ash Coordinate

**Paint Colors (Maple only) - Add \$38 list price per item**

BKD Backdrop	GRV Greek Villa
BFX Black Fox	GLF Gulf Stream
BWH Bright White	HTB Hearthrob
CGP Cargo Pants	NET Network Gray
CHT Chatroom	NWH Nonchalant White
DSY Daisy	PAR Paradise
DRG Daring	QXP Quixotic Plum
DYN Dynamo	RBZ Relic Bronze
ENG Engima	SND Sandbank
FRR French Roast	STM Storm
GBY Georgian Bay	TRC Tricorn Black

**③b Walnut Leg Species/Finish Options:**

AUB Auburn	SIE Sienna
ESP Espresso	TOF Toffee
MCH Mocha	TRF Truffle
NTO Night Owl	

**③c White Oak Leg Species/Finish Options:**

ACR Acorn	POR Porter
BUF Buff	RYE Rye
BUR Burlap	SAD Saddle
CHE Chestnut	WWO Whitewash
INK Inkwell	

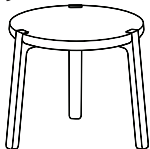
**Specifications**

- Solid hardwood wood legs with steel plate reinforced mounting.
- 5 ply balanced top construction 1 ½" thick with profile shaped solid hardwood lumber rims
- Surfaces available in wood veneer or high pressure laminate.
- Standard with rubber cushion metal glides.

**Note:** Walnut and White Oak Solid hardwoods are PREMIUM materials and upcharges apply. Associated upcharges are located in bullet points under units where applicable. A single upcharge listed applies to any combination of premium materials; premium top, premium legs or premium top and legs.

Description	D	W	H	CTN WT	CU FT	① Model	Flat Cut List Price	Double Cut List Price
Round Lounge Table	19	19	16½	17	5	INT1919-17RD	\$978	\$1,075

NOW!

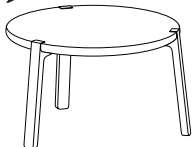


- ships factory assembled
- maple legs standard
- walnut or white oak rims and/or legs available, specify and add \$90 list

GSA Contract SIN #33721

Round Lounge Table	25	25	16½	25	8	INT2525-17RD	\$1,014	\$1,116
--------------------	----	----	-----	----	---	--------------	---------	---------

NOW!

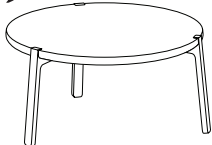


- ships factory assembled
- maple legs standard
- walnut or white oak rims and/or legs available, specify and add \$90 list

GSA Contract SIN #33721

Round Lounge Table	35	35	16½	46	15	INT3535-17RD	\$1,170	\$1,288
--------------------	----	----	-----	----	----	--------------	---------	---------

NOW!



- ships factory assembled
- maple legs standard
- walnut or white oak rims and/or legs available, specify and add \$90 list

GSA Contract SIN #33721

Need it.   
JSI Quickship

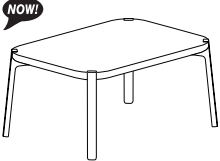
When ordering Quickship products, place a "Q" in front of model number.  
Example: QINS3236-29

<b>To Order, Specify:</b>		<b>2a) Standard Veneer Top Finish with Maple Solid Hardwood Rim Options:</b>		<b>2b) Maple Leg Species/Finish Options:</b>	
1	Model Number	<b>Maple Solid Hardwood Rim Options:</b>			
2	Top Material:				
a.)	Veneer with STANDARD Maple Solid Hardwood Rims				
1.)	Wood Species - Cherry (CH1), Maple (MA1), Walnut (WA1) or Double Cut (DC1)				
2.)	Wood Finish Color				
b.)	Laminate with STANDARD Maple Solid Hardwood Rims				
	Alabaster (ALB), Bridal Blanco (BBL), Designer White (DWH), Shadow (SHD) or Slate Grey (SLG)				
c.)	Walnut Veneer with PREMIUM Walnut Solid Hardwood Rims				
1.)	Wood Species - Walnut (WW1)				
2.)	Wood Finish Color				
d.)	White Oak Veneer with PREMIUM White Oak Solid Hardwood Rims				
1.)	Wood Species - White Oak (WK1)				
2.)	Wood Finish Color				
3	Leg Wood Species:				
a.)	STANDARD Maple (M)				
1.)	Finish Color or Paint Color on maple legs				
b.)	PREMIUM Walnut (W) - upcharge applies				
1.)	Finish Color - Walnut finishes only on Walnut legs				
c.)	PREMIUM White Oak (WK1) - upcharge applies				
1.)	Finish Color - Whitewash finish only on White Oak legs				
4	Optional Rubber Cushion Nylon Glides - no upcharge				

### Specifications

- Solid hardwood wood legs with steel plate reinforced mounting.
- 5 ply balanced top construction 1 ½" thick with profile shaped solid hardwood lumber rims
- Surfaces available in wood veneer or high pressure laminate.
- Standard with rubber cushion metal glides.

Description	D	W	H	CTN WT	CU FT	❶ Model	Flat Cut List Price	Double Cut List Price
Rectangular Lounge Table	25	35	16½	42	11	INT2535-17TT	\$1,160	\$1,276



- ships factory assembled
  - maple legs standard
  - walnut or white oak rims and/or legs available, specify and add \$102 list
- GSA Contract SIN #33721

Rectangular Lounge Table	25	55	16½	63	17	INT2555-17TT	\$1,288	\$1,417
--------------------------	----	----	-----	----	----	--------------	---------	---------



- ships factory assembled
  - maple legs standard
  - walnut or white oak rims and/or legs available, specify and add \$102 list
- GSA Contract SIN #33721

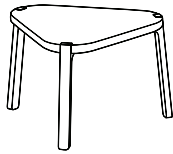
Need it.   
JSI Quickship

When ordering Quickship products, place a "Q" in front of model number.  
Example: QINS3236-29



Description	D	W	H	CTN WT	CU FT	① Model	Flat Cut List Price	Double Cut List Price
Triangular Lounge Table	25	25	16 1/2	23	7	INT2525-17TR	\$968	\$1,067

NOW!



- ships factory assembled
- maple legs standard
- walnut or white oak rims and/or legs available, specify and add \$90 list

GSA Contract SIN #33721

Triangular Lounge Table	35	35	16 1/2	35	13	INT3535-17TR	\$1,101	\$1,211
-------------------------	----	----	--------	----	----	--------------	---------	---------

NOW!



- ships factory assembled
- maple legs standard
- walnut or white oak rims and/or legs available, specify and add \$90 list

GSA Contract SIN #33721

**To Order, Specify:****① Model Number****② Top Material:**

- a.) Veneer with STANDARD Maple Solid Hardwood Rims
- 1.) Wood Species - Cherry (CH1), Maple (MA1), Walnut (WA1) or Double Cut (DC1)

- 2.) Wood Finish Color

- b.) Laminate with STANDARD Maple Solid Hardwood Rims

Alabaster (ALB), Bridal Blanco (BBL),  
Designer White (DWH), Shadow (SHD) or  
Slate Grey (SLG)

- c.) Walnut Veneer with PREMIUM Walnut Solid Hardwood Rims

- 1.) Wood Species - Walnut (WW1)

- 2.) Wood Finish Color

- d.) White Oak Veneer with PREMIUM White Oak Solid Hardwood Rims

- 1.) Wood Species - White Oak (WK1)

- 2.) Wood Finish Color

**③ Leg Wood Species:**

- a.) STANDARD Maple (M)

- 1.) Finish Color or Paint Color on maple legs

- b.) PREMIUM Walnut (W) - upcharge applies

- 1.) Finish Color - Walnut finishes only on Walnut legs

- c.) PREMIUM White Oak (WK1) - upcharge applies

- 1.) Finish Color - Whitewash finish only on White Oak legs

**④ Optional Rubber Cushion Nylon Glides - no upcharge****②a Standard Veneer Top Finish with****Maple Solid Hardwood Rim Options:****Flat Cut****Cherry**

BRL Barley  
BBM Bourbon Medium  
BRM Brighton Medium  
CLA Classic  
CLL Collectors  
EAR Earthy  
HRV Harvest  
LGC Legacy  
PRL Praline  
SAF Saffron

**Maple**

ALM Ale Medium  
BUT Butterscotch  
CIN Cinnamon  
FLX Flax  
VEN Venetian

**Walnut**

AUB Auburn  
ESP Espresso  
MCH Mocha  
NTO Night Owl  
SIE Sienna  
TOF Toffee  
TRF Truffle

**Double Cut**

COF Coffee  
CRM Cremello  
FOS Fossil

GRH Graphite  
KHK Khaki  
STU Studio Teak

**②b Solid Laminate Top with Maple Solid****Hardwood Rim Options:**

ALB Alabaster  
BBL Bridal Blanco  
DWH Designer White  
SHD Shadow  
SLG Slate Grey

**②c Walnut Veneer Top with PREMIUM Walnut****Solid Hardwood Rim Options:**

AUB Auburn  
ESP Espresso  
MCH Mocha  
NTO Night Owl  
SIE Sienna  
TOF Toffee  
TRF Truffle

**②d White Oak Veneer Top with PREMIUM White****Oak Solid Hardwood Rim Options:**

ACR Acorn  
BUF Buff  
BUR Burlap  
CHE Chestnut  
INK Inkwell  
POR Porter  
RYE Rye  
SAD Saddle  
WWO Whitewash

**③a Maple Leg Species/Finish Options:**

CAG Aged Ash Coordinate  
ALM Ale Medium  
AUB Auburn  
BRL Barley  
CBE Blonde Echo Coordinate  
BBM Bourbon Medium  
CBZ Brazilwood Coordinate  
BRM Brighton Medium  
BUT Butterscotch  
CIN Cinnamon  
CLA Classic  
CLL Collectors  
CCF Coffee Coordinate  
CCR Cremello Coordinate  
EAR Earthy  
ESP Espresso  
FLX Flax  
CFL Florence Walnut Coordinate  
CFO Fossil Coordinate  
CGR Graphite Coordinate  
HRV Harvest  
CHL High Line Coordinate  
CKC Khaki Coordinate  
LGC Legacy  
MCH Mocha  
NTO Night Owl  
COA Oatmeal Cookie Coordinate  
CPI Pinnacle Walnut Coordinate  
PRL Praline  
SAF Saffron  
SIE Sienna  
CST Studio Teak Coordinate  
TOF Toffee  
TRF Truffle  
VEN Venetian  
CVI Vintage Coordinate  
CWH Walnut Heights Coordinate  
CWE Weathered Ash Coordinate

**Paint Colors (Maple only) - Add \$38 list price per item**

BKD Backdrop  
BFX Black Fox  
BWH Bright White  
CGP Cargo Pants  
CHT Chatroom  
DSY Daisy  
DRG Daring  
DYN Dynamo  
ENG Engima  
FRR French Roast  
GBY Georgian Bay  
GRV Greek Villa  
GLF Gulf Stream  
HTB Heartthrob  
NET Network Gray  
NWH Nonchalant White  
PAR Paradise  
QXP Quixotic Plum  
RBZ Relic Bronze  
SND Sandbank  
STM Storm  
TRC Tricorn Black

**③b Walnut Leg Species/Finish Options:**

AUB Auburn  
ESP Espresso  
MCH Mocha  
NTO Night Owl  
SIE Sienna  
TOF Toffee  
TRF Truffle

**③c White Oak Leg Species/Finish Options:**


ACR Acorn  
BUF Buff  
BUR Burlap  
CHE Chesnut  
INK Inkwell  
POR Porter  
RYE Rye  
SAD Saddle  
WWO Whitewash

**Specifications**

- Solid hardwood wood legs with steel plate reinforced mounting.
- 5 ply balanced top construction 1 1/2" thick with profile shaped solid hardwood lumber rims
- Surfaces available in wood veneer or high pressure laminate.
- Standard with rubber cushion metal glides.

**Note:** Walnut and White Oak Solid hardwoods are PREMIUM materials and upcharges apply. Associated upcharges are located in bullet points under units where applicable. A single upcharge listed applies to any combination of premium materials; premium top, premium legs or premium top and legs.


Description	D	W	H	CTN WT	CU FT	① Model	Flat Cut List Price	Double Cut List Price
Floor Lamp with 17" Table	19	19	55 ½	38	15	INT1919-56RDT	\$1,294	\$1,391



- 15' cord
- cord mounted rocker on/off switch - three prong plug fabric power cord
- specify graphite, yellow or indigo fabric cord color
- maximum 60 watt light bulb, NOT included/LED bulb recommended
- light fixture with 15' cord with on/off switch on cord 32" from light - field assembly
- SELECT Maharam Mode SHADE FABRIC COLOR
- maple legs standard
- walnut or white oak rims and/or legs available, specify and add \$168 list

GSA Contract SIN #33721

Floor Lamp with 14" Table	19	19	52 ¾	35	14	INT1919-53RDT	\$1,293	\$1,390
---------------------------	----	----	------	----	----	---------------	---------	---------



- 15' cord
- cord mounted rocker on/off switch - three prong plug fabric power cord
- specify graphite, yellow or indigo fabric cord color
- maximum 60 watt light bulb, NOT included/LED bulb recommended
- light fixture with 15' cord with on/off switch on cord 32" from light - field assembly
- SELECT Maharam Mode SHADE FABRIC COLOR
- maple legs standard
- walnut or white oak rims and/or legs available, specify and add \$168 list

GSA Contract SIN #33721

#### To Order, Specify:

##### ① Model Number

##### ② Top Material:

###### a.) Veneer with STANDARD Maple Solid Hardwood Rims

- 1.) Wood Species - Cherry (CH1), Maple (MA1), Walnut (WA1) or Double Cut (DC1)

###### 2.) Wood Finish Color

###### b.) Laminate with STANDARD Maple Solid Hardwood Rims

- Alabaster (ALB), Bridal Blanco (BBL), Designer White (DWH), Shadow (SHD) or Slate Grey (SLG)

###### c.) Walnut Veneer with PREMIUM Walnut Solid Hardwood Rims

- 1.) Wood Species - Walnut (WW1)
- 2.) Wood Finish Color

###### d.) White Oak Veneer with PREMIUM White Oak Solid Hardwood Rims

- 1.) Wood Species - White Oak (WK1)
- 2.) Wood Finish Color

##### ③ Leg Wood Species:

###### a.) STANDARD Maple (M)

- 1.) Finish Color or Paint Color on maple legs

###### b.) PREMIUM Walnut (W) - upcharge applies

- 1.) Finish Color - Walnut finishes only on Walnut legs

###### c.) PREMIUM White Oak (WK1) - upcharge applies

- 1.) Finish Color - Whitewash finish only on White Oak legs

##### ④ Lamp Shade - Maharam - Mode

See [www.maharam.com/products](http://www.maharam.com/products) for color selection

##### ⑤ Optional Rubber Cushion Nylon Glides - no upcharge

#### ② Standard Veneer Top Finish with

##### Maple Solid Hardwood Rim Options:

###### Flat Cut

###### Cherry

###### BRL

###### BBM

###### BRM

###### CLA

###### CLL

###### EAR

###### HRV

###### LGC

###### PRL

###### SAF

###### Barley

###### Bourbon Medium

###### Brighton Medium

###### Classic

###### Collectors

###### Earthy

###### Harvest

###### Legacy

###### Praline

###### Saffron

###### Maple

###### ALM

###### BUT

###### CIN

###### FLX

###### VEN

###### Ale Medium

###### Butterscotch

###### Cinnamon

###### Flax

###### Venetian

###### Walnut

###### AUB

###### ESP

###### MCH

###### NTO

###### SIE

###### TOF

###### TRF

###### Auburn

###### Espresso

###### Mocha

###### Night Owl

###### Sienna

###### Toffee

###### Truffle

###### Double Cut

###### COF

###### CRM

###### FOS

###### Coffee

###### Cremello

###### Fossil

###### GRH

###### KHK

###### STU

###### Graphite

###### Khaki

###### Studio Teak

#### ② Solid Laminate Top with Maple Solid

##### Hardwood Rim Options:

###### ALB

###### BBL

###### DWH

###### Alabaster

###### Bridal Blanco

###### Designer White

###### SHD

###### SLG

###### Shadow

###### Slate Grey

###### Walnut Veneer Top with PREMIUM Walnut

##### Solid Hardwood Rim Options:

###### AUB

###### ESP

###### MCH

###### NTO

###### Auburn

###### Espresso

###### Mocha

###### Night Owl

###### SIE

###### TOF

###### TRF

###### Sienna

###### Toffee

###### Truffle

#### ② White Oak Veneer Top with PREMIUM White

##### Oak Solid Hardwood Rim Options:

###### ACR

###### BUF

###### BUR

###### CHE

###### INK

###### Acorn

###### Buff

###### Burlap

###### Chestnut

###### Inkwell

###### POR

###### RYE

###### SAD

###### WWO

###### Porter

###### Rye

###### Saddle

###### Whitewash

#### ③ Maple Leg Species/Finish Options:

###### CAG

###### ALM

###### AUB

###### BRL

###### CBE

###### BBM

###### CBZ

###### BRM

###### BUT

###### CIN

###### CLA

###### CLL

###### CCF

###### CCR

###### EAR

###### ESP

###### FLX

###### CFL

###### CFO

###### Aged Ash Coordinate

###### Ale Medium

###### Auburn

###### Barley

###### Blonde Echo Coordinate

###### Bourbon Medium

###### Brazilwood Coordinate

###### Brighton Medium

###### Butterscotch

###### Cinnamon

###### Classic

###### Collectors

###### Coffee Coordinate

###### Cremello Coordinate

###### Earthy

###### Espresso

###### Flax

###### Florence Walnut Coordinate

###### Fossil Coordinate

###### CGR

###### HRV

###### CHL

###### CKC

###### LGC

###### MCH

###### NTO

###### COA

###### CPI

###### PRL

###### SAF

###### SIE

###### CST

###### TOF

###### TRF

###### Venetian

###### CVI

###### CWH

###### CWE

###### Graphite Coordinate

###### Harvest

###### High Line Coordinate

###### Khaki Coordinate

###### Legacy

###### Mocha

###### Night Owl

###### Oatmeal Cookie Coordinate

###### Pinnacle Walnut Coordinate

###### Praline

###### Saffron

###### Sienna

###### Studio Teak Coordinate

###### Toffee

###### Truffle

###### Vintage Coordinate

###### Walnut Heights Coordinate

###### Weathered Ash Coordinate

#### Paint Colors (Maple only) - Add \$38 list price per item

###### BKD

###### BFX

###### BWH

###### CGP

###### CHT

###### DSY

###### DRG

###### DYN

###### ENG

###### FRR

###### GBY

###### Backdrop

###### Black Fox

###### Bright White

###### Cargo Pants

###### Chatroom

###### Daisy

###### Daring

###### Dynamo

###### Engima

###### French Roast

###### Georgian Bay

###### GRV

###### GLF

###### HTB

###### NET

###### NWH

###### PAR

###### QXP

###### RBZ

###### SND

###### STM

###### TRC

###### Greek Villa

###### Gulf Stream

###### Heartthrob

###### Network Gray

###### Nonchalant White

###### Paradise

###### Quixotic Plum

###### Relic Bronze

###### Sandbank

###### Storm

###### Tricorn Black

#### ③ Walnut Leg Species/Finish Options:

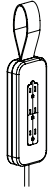
###### AUB

###### ESP

###### MCH

Description	D	W	H	CTN WT	CU FT	① Model	List Price
Free Placement - Power Block	3	10	3			INA0310-POWER	\$496

NOW!

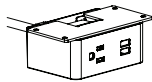


- 9' cord
- triplex receptacle - three prong plug fabric power cord
- specify graphite, yellow or indigo fabric cord color
- maple block standard
- walnut or white oak block available, specify and add \$18 list

GSA Contract SIN #33721

Power Center - Under Mount	2 ¾	4	2 ⅝			EC30	\$463
----------------------------	-----	---	-----	--	--	------	-------

NOW!



- 10' cord
- frame mounted simplex receptacle and two USB/10' - three prong plug power cord
- specify black or white - cord color will match unit
- optional graphite fabric cord available, specify and add \$196 list
- overall mounting bracket tabs: 5"w

GSA Contract SIN #33721

Need it.

JSI Quickship

When ordering Quickship products, place a "Q" in front of model number.  
Example: QINS3236-29

**To Order, Specify:**

① Model Number

**Note:** Walnut and White Oak Solid hardwoods are PREMIUM materials and upcharges apply. Associated upcharges are located in bullet points under units where applicable.

## Indie Tiles, Screens and Accessories Order Check List:



### Specify:

- ☐ 1. Model Number
- ☐ 2. Wood Species - STANDARD Maple (M) - no upcharge, PREMIUM Walnut (W) or White Oak (WK1) - upcharge applies (accessory: knob, shelves, planter shelves, scone, tray, cubby shelf and freestanding screen foot support)
- ☐ 3. Wood Finish or Paint Color (accessory: knob, shelves, planter shelves, scone, tray, cubby shelf and freestanding screen foot support)
- ☐ 4. Fabric Selection - vendor, pattern and color (poufy, tackboard tiles, cubby units, accessory tackboard and freestanding screens)
- ☐ 5. Metal Color - Arctic Silver (ASL), Matte Black (MBK), Pewter (PEW) or Soft Nickel (SNK) accessories and freestanding screen foot supports

### Example:

INF3060-1SUP (model #)	M (wood species)	AUB (finish)	MOMENTUM (fabric vendor)	VOX (pattern name)	MYSTIC (pattern color)	PEW (metal color)
---------------------------	---------------------	-----------------	-----------------------------	-----------------------	---------------------------	----------------------

#### 1. Model Number

#### \*Walnut Frame (upcharge applies)/Cubby Shelf

AUB	Auburn	SIE	Sienna
ESP	Espresso	TOF	Toffee
MCH	Mocha	TRF	Truffle
NTO	Night Owl		

#### 2. Wood Species - STANDARD Maple (M), PREMIUM Walnut (W) or White Oak (WK1); upcharge applies

#### 3. Wood Finish/Color Options: Maple Frame/Cubby Shelf

#### \*White Oak Frame (upcharge applies)/Cubby Shelf

ACR	Acorn	POR	Porter
BUF	Buff	RYE	Rye
BUR	Burlap	SAD	Saddle
CHE	Chestnut	WWO	Whitewash
INK	Inkwell		

#### Solid Laminate

ALB	Alabaster	SHD	Shadow
BBL	Bridal Blanco	SLG	Slate Grey
DWH	Designer White		

#### Paint Color - Add \$38 list per item - (accessories only)

BKD	Backdrop	GRV	Greek Villa
BFX	Black Fox	GLF	Gulf Stream
BWH	Bright White	HTB	Hearthrob
CGP	Cargo Pants	NET	Network Gray
CHT	Chatroom	NWH	Nonchalant White
DSY	Daisy	PAR	Paradise
DRG	Daring	QXP	Quixotic Plum
DYN	Dynamo	RBZ	Relic Bronze
ENG	Engima	SND	Sandbank
FRR	French Roast	STM	Storm
GBY	Georgian Bay	TRC	Tricorn Black

**\*Note:** Walnut and White Oak Solid Hardwoods are PREMIUM materials and an upcharge applies. Associated upcharges are located in the bullet points under units where applicable.

#### 4. Fabric Selection - Please supply the following:

- Fabric vendor
- Pattern name
- Pattern color

[For a complete list of JSI Graded-In Fabric click here](#)

- Indicate direction of fabric - Railroaded or Up the Roll
- Please provide illustration, if available

#### **All COM orders must include the following:**

- Vendor's name, pattern name and color
- Sample of the fabric attached to order
- Model numbers of items for fabric application
- Special application instructions
- Customer and purchase order number

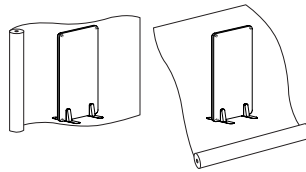
Ship prepaid COM material to:

JSI  
Attn: COM Department  
201 East Martin Street  
Receiving B, Dock 71  
Orleans, IN 47452

Application of fabric:

Railroaded

\*Up the Roll



All COM orders will ship at standard lead time from receipt of COM except for orders requiring special custom matched finishes.

\*Upholstery can only be cut Up the Roll for 60"h freestanding screen

#### 5. Metal Color:

- |                   |                 |
|-------------------|-----------------|
| ASL Arctic Silver | PEW Pewter      |
| MBK Matte Black   | SNK Soft Nickel |

JSI's extended powdercoat program of bright colors is available, upon request, on Indie. Contact Customer Service for a specific quote based on qty of units.

#### 6. Power Center

##### EC30 - Under Mount


- Cubby shelf mounted simplex receptacle and two USB/10' - three prong power cord/field installed.
- Specify Black (B) or White (W) add \$463 list each. Can be left or right mounted under the cubby shelf. Cord color will match unit unless optional Graphite cord is specified. Add \$189 list for optional Graphite cord.



**STC (Sound Transmission Class)** - represents a material or product's ability to block sound from traveling through a wall, ceiling, floor or other building assembly.



**NRC (Noise Reduction Coefficient)** - measure the amount of energy absorbed when it strikes a particular surface.




**Note:** In any application, determining the overall acoustic value of a space can only be determined by testing space with all surface elements present. STC test was performed on a single 60"h x 48"w freestanding screen and NRC test was performed on a double 60"h x 78"w freestanding screen.


INDIE  
Poufy - Upholstered Wall Mount Tile




Description	D	W	H	CTN WT	CU FT	① Model	List Price Per Grade
Rectangular - Poufy Upholstered Wall Mount Tile	1 3⁄8	36	48	28	3	INW3648RTUP	COM \$562
	<div><div></div><div><ul style="list-style-type: none"><li>· vertical wall mount tile</li><li>· supported by aluminum Z clips</li><li>· wall fastener hardware provided by installer</li><li>· heavy cushioned surface not recommended for tacking</li><li>· com ydg: 1 ½</li></ul></div></div> <div><div></div><div>GSA Contract SIN #33721</div></div>						A \$576
							B \$602
							C \$648
							D \$707
							E \$767
							F \$859
							G \$957
							H \$1,063
							I \$1,227
J \$1,425							

<div>Rectangular - Poufy Upholstered Wall Mount Tile</div> <div></div>	1 3⁄8	30	48	23	2	INW3048RTUP	COM \$559
	<ul style="list-style-type: none"><li>· vertical wall mount tile</li><li>· supported by aluminum Z clips</li><li>· wall fastener hardware provided by installer</li><li>· heavy cushioned surface not recommended for tacking</li><li>· com ydg: 1 ½</li></ul>						A \$573
	GSA Contract SIN #33721						B \$599
							C \$645
							D \$704
							E \$764
							F \$856
							G \$954
							H \$1,060
							I \$1,224
						J \$1,422	

## Poufy - Upholstered Wall Mount Tile

Description	D	W	H	CTN WT	CU FT	① Model	List Price Per Grade
Rectangular Poufy Upholstered Wall Mount Tile	1 3/8	24	48	19	2	INW2448RTUP	COM \$465
 <ul style="list-style-type: none"> <li>vertical wall mount tile</li> <li>supported by aluminum Z clips</li> <li>wall fastener hardware provided by installer</li> <li>heavy cushioned surface not recommended for tacking</li> <li>com ydg: 1 1/2</li> </ul> <p>GSA Contract SIN #33721</p>							A \$479
							B \$505
							C \$551
							D \$610
							E \$670
							F \$762
							G \$860
							H \$966
							I \$1,130
							J \$1,328

Rectangular Poufy Upholstered Wall Mount Tile	1 3/8	18	48	15	2	INW1848RTUP	COM \$412
 <ul style="list-style-type: none"> <li>vertical wall mount tile</li> <li>supported by aluminum Z clips</li> <li>wall fastener hardware provided by installer</li> <li>heavy cushioned surface not recommended for tacking</li> <li>com ydg: 1 1/2</li> </ul> <p>GSA Contract SIN #33721</p>							A \$426
							B \$452
							C \$498
							D \$557
							E \$617
							F \$709
							G \$807
							H \$913
							I \$1,077
							J \$1,275

## To Order, Specify:


- ① Model Number  
② Fabric Selection - vendor, pattern and color


## Specifications

- 12mm birch plywood panel frame
- 1/2" polyurethane foam surface cushioning
- extruded aluminum mounting Z clips

INDIE  
Poufy - Upholstered Wall Mount Tile





Description	D	W	H	CTN WT	CU FT	① Model	List Price Per Grade
Rectangular - Poufy Upholstered Wall Mount Tile	1 3⁄8	48	36	28	3	INW4836RTUP	COM \$550
	<ul style="list-style-type: none"><li>horizontal wall mount tile</li><li>supported by aluminum Z clips</li><li>wall fastener hardware provided by installer</li><li>heavy cushioned surface not recommended for tacking</li><li>com ydg: 1 1⁄4</li></ul>						A \$562
	GSA Contract SIN #33721						B \$583
							C \$622
							D \$671
							E \$721
							F \$797
							G \$880
							H \$967
							I \$1,104
							J \$1,269

Rectangular - Poufy Upholstered Wall Mount Tile	1 3⁄8	30	36	18	2	INW3036RTUP	COM \$528
	<ul style="list-style-type: none"><li>vertical wall mount tile</li><li>supported by aluminum Z clips</li><li>wall fastener hardware provided by installer</li><li>heavy cushioned surface not recommended for tacking</li><li>com ydg: 1 1⁄4</li></ul>						A \$540
	GSA Contract SIN #33721						B \$561
							C \$600
							D \$649
							E \$699
							F \$775
							G \$858
							H \$945
							I \$1,082
							J \$1,247



## Poufy - Upholstered Wall Mount Tile

Description	D	W	H	CTN WT	CU FT	① Model	List Price Per Grade
Rectangular - Poufy Upholstered Wall Mount Tile	1 3/4	24	36	15	2	INW2436RTUP	COM \$439
 <ul style="list-style-type: none"> <li>vertical wall mount tile</li> <li>supported by aluminum Z clips</li> <li>wall fastener hardware provided by installer</li> <li>heavy cushioned surface not recommended for tacking</li> <li>com ydg: 1 1/4</li> </ul> <p>GSA Contract SIN #33721</p>							A \$451
							B \$472
							C \$511
							D \$560
							E \$610
							F \$686
							G \$769
							H \$856
							I \$993
							J \$1,158

Rectangular - Poufy Upholstered Wall Mount Tile	1 3/4	18	36	11	1	INW1836RTUP	COM \$363
 <ul style="list-style-type: none"> <li>vertical wall mount tile</li> <li>supported by aluminum Z clips</li> <li>wall fastener hardware provided by installer</li> <li>heavy cushioned surface not recommended for tacking</li> <li>com ydg: 1 1/4</li> </ul> <p>GSA Contract SIN #33721</p>							A \$375
							B \$396
							C \$435
							D \$484
							E \$534
							F \$610
							G \$693
							H \$780
							I \$917
							J \$1,082

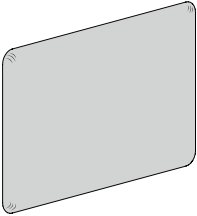
## To Order, Specify:


- ① Model Number
- ② Fabric Selection - vendor, pattern and color

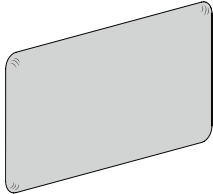
## Specifications

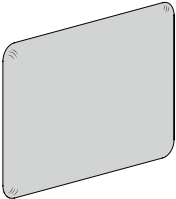
- 12mm birch plywood panel frame
- 1/2" polyurethane foam surface cushioning
- extruded aluminum mounting Z clips

## Poufy - Upholstered Wall Mount Tile

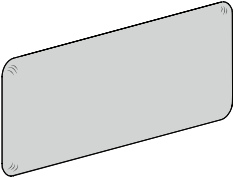
Description	D	W	H	CTN WT	CU FT	① Model	List Price Per Grade
Rectangular - Poufy Upholstered Wall Mount Tile	1 3/8	48	30	23	2	INW4830RTUP	COM \$544
 <ul style="list-style-type: none"> <li>horizontal wall mount tile</li> <li>supported by aluminum Z clips</li> <li>wall fastener hardware provided by installer</li> <li>heavy cushioned surface not recommended for tacking</li> <li>com ydg: 1</li> </ul> <p>GSA Contract SIN #33721</p>							A \$553
							B \$571
							C \$602
							D \$641
							E \$681
							F \$742
							G \$808
							H \$878
							I \$988
							J \$1,119

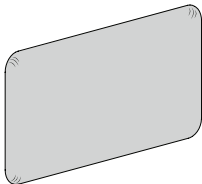
Rectangular - Poufy Upholstered Wall Mount Tile	1 3/8	36	30	18	2	INW3630RTUP	COM \$514
 <ul style="list-style-type: none"> <li>horizontal wall mount tile</li> <li>supported by aluminum Z clips</li> <li>wall fastener hardware provided by installer</li> <li>heavy cushioned surface not recommended for tacking</li> <li>com ydg: 1</li> </ul> <p>GSA Contract SIN #33721</p>							A \$523
							B \$541
							C \$572
							D \$611
							E \$651
							F \$712
							G \$778
							H \$848
							I \$958
							J \$1,089

Rectangular - Poufy Upholstered Wall Mount Tile	1 3/8	48	24	19	2	INW4824RTUP	COM \$465
 <ul style="list-style-type: none"> <li>horizontal wall mount tile</li> <li>supported by aluminum Z clips</li> <li>wall fastener hardware provided by installer</li> <li>heavy cushioned surface not recommended for tacking</li> <li>com ydg: 1</li> </ul> <p>GSA Contract SIN #33721</p>							A \$474
							B \$492
							C \$523
							D \$562
							E \$602
							F \$663
							G \$729
							H \$799
							I \$909
							J \$1,040

Rectangular - Poufy Upholstered Wall Mount Tile	1 3/8	36	24	15	2	INW3624RTUP	COM \$425
 <ul style="list-style-type: none"> <li>horizontal wall mount tile</li> <li>supported by aluminum Z clips</li> <li>wall fastener hardware provided by installer</li> <li>heavy cushioned surface not recommended for tacking</li> <li>com ydg: 1</li> </ul> <p>GSA Contract SIN #33721</p>							A \$434
							B \$452
							C \$483
							D \$522
							E \$562
							F \$623
							G \$689
							H \$759
							I \$869
							J \$1,000

**Poufy - Upholstered Wall Mount Tile**

Description	D	W	H	CTN WT	CU FT	① Model	List Price Per Grade
Rectangular - Poufy Upholstered Wall Mount Tile	1 3/8	48	18	15	2	INW4818RTUP	COM \$398
 <ul style="list-style-type: none"> <li>horizontal wall mount tile</li> <li>supported by aluminum Z clips</li> <li>wall fastener hardware provided by installer</li> <li>heavy cushioned surface not recommended for tacking</li> <li>com ydg: 3/4</li> </ul> <p>GSA Contract SIN #33721</p>							A \$405
							B \$418
							C \$441
							D \$471
							E \$501
							F \$547
							G \$596
							H \$649
							I \$731
							J \$830

Rectangular - Poufy Upholstered Wall Mount Tile	1 3/8	36	18	11	1	INW3618RTUP	COM \$364
 <ul style="list-style-type: none"> <li>horizontal wall mount tile</li> <li>supported by aluminum Z clips</li> <li>wall fastener hardware provided by installer</li> <li>heavy cushioned surface not recommended for tacking</li> <li>com ydg: 3/4</li> </ul> <p>GSA Contract SIN #33721</p>							A \$371
							B \$384
							C \$407
							D \$437
							E \$467
							F \$513
							G \$562
							H \$615
							I \$697
							J \$796



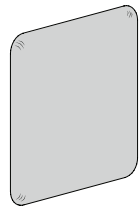
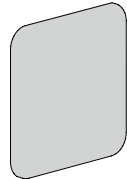
**To Order, Specify:**

- ① Model Number
- ② Fabric Selection - vendor, pattern and color


**Specifications**

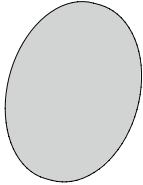
- 12mm birch plywood panel frame
- 1/2" polyurethane foam surface cushioning
- extruded aluminum mounting Z clips

## Poufy - Upholstered Wall Mount Tile

Description	D	W	H	CTN WT	CU FT	① Model	List Price Per Grade
<b>Square - Poufy Upholstered Wall Mount Tile</b> 	1 3/8	48	48	38	3	INW4848SQUP	COM \$581 A \$595 B \$621 C \$667 D \$726 E \$786 F \$878 G \$976 H \$1,082 I \$1,246 J \$1,444
<ul style="list-style-type: none"> <li>· supported by aluminum Z clips</li> <li>· wall fastener hardware provided by installer</li> <li>· heavy cushioned surface not recommended for tacking</li> <li>· com ydg: 1 1/2</li> </ul> GSA Contract SIN #33721							
<b>Square - Poufy Upholstered Wall Mount Tile</b> 	1 3/8	36	36	21	2	INW3636SQUP	COM \$543 A \$555 B \$576 C \$615 D \$664 E \$714 F \$790 G \$873 H \$960 I \$1,097 J \$1,262
<ul style="list-style-type: none"> <li>· supported by aluminum Z clips</li> <li>· wall fastener hardware provided by installer</li> <li>· heavy cushioned surface not recommended for tacking</li> <li>· com ydg: 1 1/4</li> </ul> GSA Contract SIN #33721							
<b>Square - Poufy Upholstered Wall Mount Tile</b> 	1 3/8	24	24	10	1	INW2424SQUP	COM \$368 A \$377 B \$395 C \$426 D \$465 E \$505 F \$566 G \$632 H \$702 I \$812 J \$943
<ul style="list-style-type: none"> <li>· supported by aluminum Z clips</li> <li>· wall fastener hardware provided by installer</li> <li>· heavy cushioned surface not recommended for tacking</li> <li>· com ydg: 1</li> </ul> GSA Contract SIN #33721							
<b>Square - Poufy Upholstered Wall Mount Tile</b> 	1 3/8	18	18	7	1	INW1818SQUP	COM \$333 A \$340 B \$353 C \$376 D \$406 E \$436 F \$482 G \$531 H \$584 I \$666 J \$765
<ul style="list-style-type: none"> <li>· supported by aluminum Z clips</li> <li>· wall fastener hardware provided by installer</li> <li>· heavy cushioned surface not recommended for tacking</li> <li>· com ydg: 3/4</li> </ul> GSA Contract SIN #33721							

**Poufy - Upholstered Wall Mount Tile**

Description	D	W	H	CTN WT	CU FT	① Model	List Price Per Grade
<b>Round - Poufy Upholstered Wall Mount Tile</b>  	1 3/8	24	24	10	1	<b>INW24RDUP</b>	<b>COM \$368</b> A \$377 B \$395 C \$426 D \$465 E \$505 F \$566 G \$632 H \$702 I \$812 J \$943
<ul style="list-style-type: none"> <li>· supported by aluminum Z clips</li> <li>· wall fastener hardware provided by installer</li> <li>· heavy cushioned surface not recommended for tacking</li> <li>· com ydg: 1</li> </ul>							
GSA Contract SIN #33721							

<b>Round - Poufy Upholstered Wall Mount Tile</b>  	1 3/8	18	18	7	1	<b>INW18RDUP</b>	<b>COM \$333</b> A \$340 B \$353 C \$376 D \$406 E \$436 F \$482 G \$531 H \$584 I \$666 J \$765
<ul style="list-style-type: none"> <li>· supported by aluminum Z clips</li> <li>· wall fastener hardware provided by installer</li> <li>· heavy cushioned surface not recommended for tacking</li> <li>· com ydg: 3/4</li> </ul>							
GSA Contract SIN #33721							


**To Order, Specify:**


- ① Model Number
- ② Fabric Selection - vendor, pattern and color

**Specifications**


- 12mm birch plywood panel frame
- 1/2" polyurethane foam surface cushioning
- extruded aluminum mounting Z clips


## Tackboard - Upholstered Wall Mount Tile

Description	D	W	H	CTN WT	CU FT	① Model	List Price Per Grade
Rectangular - Tackboard Upholstered Wall Mount Tile	1	36	48	28	3	INW3648RTUT	COM \$583
 <ul style="list-style-type: none"> <li>· vertical wall mount tile</li> <li>· supported by aluminum Z clips</li> <li>· wall fastener hardware provided by installer</li> <li>· com ydg: 1 ½</li> </ul> <hr/> GSA Contract SIN #33721							A \$597
							B \$623
							C \$669
							D \$728
							E \$788
							F \$880
							G \$978
							H \$1,084
							I \$1,248
							J \$1,446

Rectangular - Tackboard Upholstered Wall Mount Tile	1	30	48	23	2	INW3048RTUT	COM \$573
 <ul style="list-style-type: none"> <li>· vertical wall mount tile</li> <li>· supported by aluminum Z clips</li> <li>· wall fastener hardware provided by installer</li> <li>· com ydg: 1 ½</li> </ul> <hr/> GSA Contract SIN #33721							A \$587
							B \$613
							C \$659
							D \$718
							E \$778
							F \$870
							G \$968
							H \$1,074
							I \$1,238
							J \$1,436

## Tackboard - Upholstered Wall Mount Tile

Description	D	W	H	CTN WT	CU FT	① Model	List Price Per Grade
Rectangular - Tackboard Upholstered Wall Mount Tile	1	24	48	19	2	INW2448RTUT	COM \$496
 <ul style="list-style-type: none"> <li>vertical wall mount tile</li> <li>supported by aluminum Z clips</li> <li>wall fastener hardware provided by installer</li> <li>com ydg: 1 ½</li> </ul> <p>GSA Contract SIN #33721</p>							A \$510
							B \$536
							C \$582
							D \$641
							E \$701
							F \$793
							G \$891
							H \$997
							I \$1,161
							J \$1,359

Rectangular - Tackboard Upholstered Wall Mount Tile	1	18	48	15	2	INW1848RTUT	COM \$438
 <ul style="list-style-type: none"> <li>vertical wall mount tile</li> <li>supported by aluminum Z clips</li> <li>wall fastener hardware provided by installer</li> <li>com ydg: 1 ½</li> </ul> <p>GSA Contract SIN #33721</p>							A \$452
							B \$478
							C \$524
							D \$583
							E \$643
							F \$735
							G \$833
							H \$939
							I \$1,103
							J \$1,301

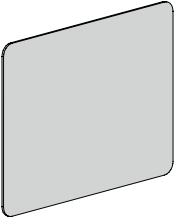
## To Order, Specify:


- ① Model Number  
② Fabric Selection - vendor, pattern and color

## Specifications

- ½" soft tack core face
- ¼" hard board backer panel
- covered with surface glued and stapled upholstery
- extruded aluminum mounting Z clips


## Tackboard - Upholstered Wall Mount Tile


Description	D	W	H	CTN WT	CU FT	① Model	List Price Per Grade
Rectangular - Tackboard Upholstered Wall Mount Tile	1	48	36	28	3	INW4836RTUT	COM \$569
 <ul style="list-style-type: none"> <li>horizontal wall mount tile</li> <li>supported by aluminum Z clips</li> <li>wall fastener hardware provided by installer</li> <li>com ydg: 1 ¼</li> </ul> <p>GSA Contract SIN #33721</p>							A \$581
							B \$602
							C \$641
							D \$690
							E \$740
							F \$816
							G \$899
							H \$986
							I \$1,123
							J \$1,288

Rectangular - Tackboard Upholstered Wall Mount Tile	1	30	36	18	2	INW3036RTUT	COM \$542
 <ul style="list-style-type: none"> <li>vertical wall mount tile</li> <li>supported by aluminum Z clips</li> <li>wall fastener hardware provided by installer</li> <li>com ydg: 1 ¼</li> </ul> <p>GSA Contract SIN #33721</p>							A \$554
							B \$575
							C \$614
							D \$663
							E \$713
							F \$789
							G \$872
							H \$959
							I \$1,096
							J \$1,261



## Tackboard - Upholstered Wall Mount Tile

Description	D	W	H	CTN WT	CU FT	① Model	List Price Per Grade
Rectangular - Tackboard Upholstered Wall Mount Tile	1	24	36	15	2	INW2436RTUT	COM \$443
 <ul style="list-style-type: none"> <li>vertical wall mount tile</li> <li>supported by aluminum Z clips</li> <li>wall fastener hardware provided by installer</li> <li>com ydg: 1 ¼</li> </ul> <p>GSA Contract SIN #33721</p>							A \$455
							B \$476
							C \$515
							D \$564
							E \$614
							F \$690
							G \$773
							H \$860
							I \$997
							J \$1,162

Rectangular - Tackboard Upholstered Wall Mount Tile	1	18	36	11	1	INW1836RTUT	COM \$370
 <ul style="list-style-type: none"> <li>vertical wall mount tile</li> <li>supported by aluminum Z clips</li> <li>wall fastener hardware provided by installer</li> <li>com ydg: 1 ¼</li> </ul> <p>GSA Contract SIN #33721</p>							A \$382
							B \$403
							C \$442
							D \$491
							E \$541
							F \$617
							G \$700
							H \$787
							I \$924
							J \$1,089

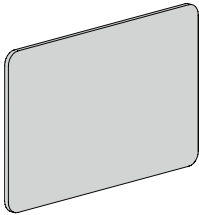

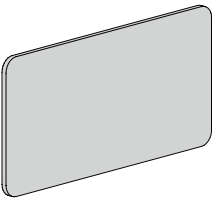
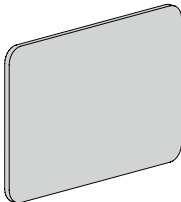
## To Order, Specify:

- ① Model Number  
② Fabric Selection - vendor, pattern and color

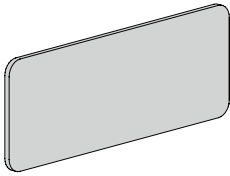
## Specifications

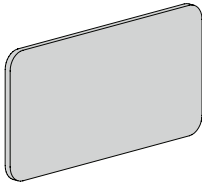
- ½" soft tack core face
- ¼" hard board backer panel
- covered with surface glued and stapled upholstery
- extruded aluminum mounting Z clips

## Tackboard - Upholstered Wall Mount Tile

Description	D	W	H	CTN WT	CU FT	① Model	List Price Per Grade
Rectangular - Tackboard Upholstered Wall Mount Tile	1	48	30	23	2	INW4830RTUT	COM \$556
 <ul style="list-style-type: none"> <li>horizontal wall mount tile</li> <li>supported by aluminum Z clips</li> <li>wall fastener hardware provided by installer</li> <li>com ydg: 1</li> </ul> <hr/> GSA Contract SIN #33721							A \$565
							B \$583
							C \$614
							D \$653
							E \$693
							F \$754
							G \$820
							H \$890
							I \$1,000
							J \$1,131
Rectangular - Tackboard Upholstered Wall Mount Tile	1	36	30	18	2	INW3630RTUT	COM \$529
 <ul style="list-style-type: none"> <li>horizontal wall mount tile</li> <li>supported by aluminum Z clips</li> <li>wall fastener hardware provided by installer</li> <li>com ydg: 1</li> </ul> <hr/> GSA Contract SIN #33721							A \$538
							B \$556
							C \$587
							D \$626
							E \$666
							F \$727
							G \$793
							H \$863
							I \$973
							J \$1,104
Rectangular - Tackboard Upholstered Wall Mount Tile	1	48	24	19	2	INW4824RTUT	COM \$496
 <ul style="list-style-type: none"> <li>horizontal wall mount tile</li> <li>supported by aluminum Z clips</li> <li>wall fastener hardware provided by installer</li> <li>com ydg: 1</li> </ul> <hr/> GSA Contract SIN #33721							A \$505
							B \$523
							C \$554
							D \$593
							E \$633
							F \$694
							G \$760
							H \$830
							I \$940
							J \$1,071
Rectangular - Tackboard Upholstered Wall Mount Tile	1	36	24	15	2	INW3624RTUT	COM \$429
 <ul style="list-style-type: none"> <li>horizontal wall mount tile</li> <li>supported by aluminum Z clips</li> <li>wall fastener hardware provided by installer</li> <li>com ydg: 1</li> </ul> <hr/> GSA Contract SIN #33721							A \$438
							B \$456
							C \$487
							D \$526
							E \$566
							F \$627
							G \$693
							H \$763
							I \$873
							J \$1,004

## Tackboard - Upholstered Wall Mount Tile

Description	D	W	H	CTN WT	CU FT	① Model	List Price Per Grade
Rectangular - Tackboard Upholstered Wall Mount Tile	1	48	18	15	2	INW4818RTUT	COM \$424
 <ul style="list-style-type: none"> <li>horizontal wall mount tile</li> <li>supported by aluminum Z clips</li> <li>wall fastener hardware provided by installer</li> <li>com ydg: <math>\frac{3}{4}</math></li> </ul> <p>GSA Contract SIN #33721</p>							A \$431
							B \$444
							C \$467
							D \$497
							E \$527
							F \$573
							G \$622
							H \$675
							I \$757
							J \$856

Rectangular - Tackboard Upholstered Wall Mount Tile	1	36	18	11	1	INW3618RTUT	COM \$389
 <ul style="list-style-type: none"> <li>horizontal wall mount tile</li> <li>supported by aluminum Z clips</li> <li>wall fastener hardware provided by installer</li> <li>com ydg: <math>\frac{3}{4}</math></li> </ul> <p>GSA Contract SIN #33721</p>							A \$396
							B \$409
							C \$432
							D \$462
							E \$492
							F \$538
							G \$587
							H \$640
							I \$722
							J \$821





## To Order, Specify:

- ① Model Number  
② Fabric Selection - vendor, pattern and color

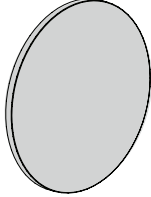
## Specifications

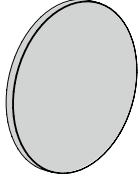
- $\frac{1}{2}$ " soft tack core face
- $\frac{1}{4}$ " hard board backer panel
- covered with surface glued and stapled upholstery
- extruded aluminum mounting Z clips

## Tackboard - Upholstered Wall Mount Tile

Description	D	W	H	CTN WT	CU FT	① Model	List Price Per Grade
Square - Tackboard Upholstered Wall Mount Tile  	1	48	48	38	3	INW4848SQUT	COM \$624
	<ul style="list-style-type: none"> <li>· supported by aluminum Z clips</li> <li>· wall fastener hardware provided by installer</li> <li>· com ydg: 1 ½</li> </ul>						A \$638
							B \$664
							C \$710
							D \$769
							E \$829
							F \$921
							G \$1,019
							H \$1,125
							I \$1,289
							J \$1,487
Square - Tackboard Upholstered Wall Mount Tile  	1	36	36	21	2	INW3636SQUT	COM \$581
	<ul style="list-style-type: none"> <li>· supported by aluminum Z clips</li> <li>· wall fastener hardware provided by installer</li> <li>· com ydg: 1 ¼</li> </ul>						A \$593
							B \$614
							C \$653
							D \$702
							E \$752
							F \$828
							G \$911
							H \$998
							I \$1,135
							J \$1,300
Square - Tackboard Upholstered Wall Mount Tile  	1	24	24	10	1	INW2424SQUT	COM \$393
	<ul style="list-style-type: none"> <li>· supported by aluminum Z clips</li> <li>· wall fastener hardware provided by installer</li> <li>· com ydg: 1</li> </ul>						A \$402
							B \$420
							C \$451
							D \$490
							E \$530
							F \$591
							G \$657
							H \$727
							I \$837
							J \$968
Square - Tackboard Upholstered Wall Mount Tile  	1	18	18	7	1	INW1818SQUT	COM \$351
	<ul style="list-style-type: none"> <li>· supported by aluminum Z clips</li> <li>· wall fastener hardware provided by installer</li> <li>· com ydg: ¾</li> </ul>						A \$358
							B \$371
							C \$394
							D \$424
							E \$454
							F \$500
							G \$549
							H \$602
							I \$684
							J \$783

## Tackboard - Upholstered Wall Mount Tile

Description	D	W	H	CTN WT	CU FT	① Model	List Price Per Grade
Round - Tackboard Upholstered Wall Mount Tile	1	24	24	10	1	INW24RDUT	COM \$393
 <ul style="list-style-type: none"> <li>· supported by aluminum Z clips</li> <li>· wall fastener hardware provided by installer</li> <li>· com ydg: 1</li> </ul> <p>GSA Contract SIN #33721</p>							A \$402
							B \$420
							C \$451
							D \$490
							E \$530
							F \$591
							G \$657
							H \$727
							I \$837
							J \$968

Round - Tackboard Upholstered Wall Mount Tile	1	18	18	7	1	INW18RDUT	COM \$351
 <ul style="list-style-type: none"> <li>· supported by aluminum Z clips</li> <li>· wall fastener hardware provided by installer</li> <li>· com ydg: ¾</li> </ul> <p>GSA Contract SIN #33721</p>							A \$358
							B \$371
							C \$394
							D \$424
							E \$454
							F \$500
							G \$549
							H \$602
							I \$684
							J \$783

## To Order, Specify:


- ① Model Number
- ② Fabric Selection - vendor, pattern and color

## Specifications

- ½" soft tack core face
- ¼" hard board backer panel
- covered with surface glued and stapled upholstery
- extruded aluminum mounting Z clips

## Glass Magnetic Marker - Wall Mount Tile

Description	D	W	H	CTN WT	CU FT	① Model	List Price
Rectangular - Glass Magnetic Wall Mounted Marker Tile	5/8	36	48	39	4	INW3648RTMBG	\$2,809



- vertical wall mount tile
- supported by aluminum Z clips
- wall fastener hardware provided by installer
- 4mm white back painted tempered glass
- hidden aluminum 1/2" thin profile frame
- metal backer sheet for use with magnets

GSA Contract SIN #33721


Rectangular - Glass Magnetic Wall Mounted Marker Tile	5/8	30	48	32	4	INW3048RTMBG	\$2,241
---	-----	----	----	----	---	--------------	---------



- vertical wall mount tile
- supported by aluminum Z clips
- wall fastener hardware provided by installer
- 4mm white back painted tempered glass
- hidden aluminum 1/2" thin profile frame
- metal backer sheet for use with magnets

GSA Contract SIN #33721

Rectangular - Glass Magnetic Wall Mounted Marker Tile	5/8	24	48	26	3	INW2448RTMBG	\$2,013
---	-----	----	----	----	---	--------------	---------



- vertical wall mount tile
- supported by aluminum Z clips
- wall fastener hardware provided by installer
- 4mm white back painted tempered glass
- hidden aluminum 1/2" thin profile frame
- metal backer sheet for use with magnets

GSA Contract SIN #33721

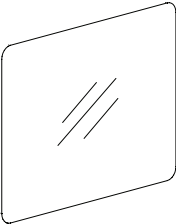



Rectangular - Glass Magnetic Wall Mounted Marker Tile	5/8	18	48	20	2	INW1848RTMBG	\$1,436
---	-----	----	----	----	---	--------------	---------



- vertical wall mount tile
- supported by aluminum Z clips
- wall fastener hardware provided by installer
- 4mm white back painted tempered glass
- hidden aluminum 1/2" thin profile frame
- metal backer sheet for use with magnets

GSA Contract SIN #33721

**Glass Magnetic Marker - Wall Mount Tile**

Description	D	W	H	CTN WT	CU FT	① Model	List Price
<b>Rectangular - Glass Magnetic Wall Mounted Marker Tile</b> 	5/8	48	36	39	4	INW4836RTMBG	\$2,855
<ul style="list-style-type: none"> <li>horizontal wall mount tile</li> <li>supported by aluminum Z clips</li> <li>wall fastener hardware provided by installer</li> <li>4mm white back painted tempered glass</li> <li>hidden aluminum 1/2" thin profile frame</li> <li>metal backer sheet for use with magnets</li> </ul> <p>GSA Contract SIN #33721</p>							
<b>Rectangular - Glass Magnetic Wall Mounted Marker Tile</b> 	5/8	30	36	25	3	INW3036RTMBG	\$1,730
<ul style="list-style-type: none"> <li>vertical wall mount tile</li> <li>supported by aluminum Z clips</li> <li>wall fastener hardware provided by installer</li> <li>4mm white back painted tempered glass</li> <li>hidden aluminum 1/2" thin profile frame</li> <li>metal backer sheet for use with magnets</li> </ul> <p>GSA Contract SIN #33721</p>							
<b>Rectangular - Glass Magnetic Wall Mounted Marker Tile</b> 	5/8	24	36	20	2	INW2436RTMBG	\$1,637
<ul style="list-style-type: none"> <li>vertical wall mount tile</li> <li>supported by aluminum Z clips</li> <li>wall fastener hardware provided by installer</li> <li>4mm white back painted tempered glass</li> <li>hidden aluminum 1/2" thin profile frame</li> <li>metal backer sheet for use with magnets</li> </ul> <p>GSA Contract SIN #33721</p>							
<b>Rectangular - Glass Magnetic Wall Mounted Marker Tile</b> 	5/8	18	36	15	2	INW1836RTMBG	\$1,193
<ul style="list-style-type: none"> <li>vertical wall mount tile</li> <li>supported by aluminum Z clips</li> <li>wall fastener hardware provided by installer</li> <li>4mm white back painted tempered glass</li> <li>hidden aluminum 1/2" thin profile frame</li> <li>metal backer sheet for use with magnets</li> </ul> <p>GSA Contract SIN #33721</p>							

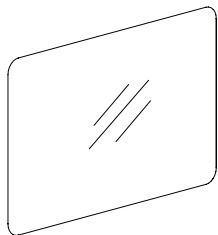
**To Order, Specify:**
**①** Model Number

**Specifications**

- 4mm white back painted tempered glass marker surface
- 20 gauge metal backer sheet for magnet application
- 1/2" thin profile hidden extruded aluminum frame
- extruded aluminum mounting Z clips

## Glass Magnetic Marker - Wall Mount Tile


Description	D	W	H	CTN WT	CU FT	① Model	List Price
Rectangular - Glass Magnetic Wall Mounted Marker Tile	5/8	48	30	32	4	INW4830RTMBG	\$2,310



- horizontal wall mount tile
- supported by aluminum Z clips
- wall fastener hardware provided by installer
- 4mm white back painted tempered glass
- hidden aluminum 1/2" thin profile frame
- metal backer sheet for use with magnets

GSA Contract SIN #33721

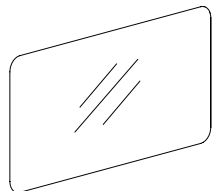
Rectangular - Glass Magnetic Wall Mounted Marker Tile	5/8	36	30	25	3	INW3630RTMBG	\$1,754
--	-----	----	----	----	---	--------------	---------



- horizontal wall mount tile
- supported by aluminum Z clips
- wall fastener hardware provided by installer
- 4mm white back painted tempered glass
- hidden aluminum 1/2" thin profile frame
- metal backer sheet for use with magnets

GSA Contract SIN #33721

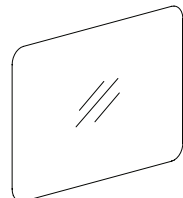
Rectangular - Glass Magnetic Wall Mounted Marker Tile	5/8	48	24	26	3	INW4824RTMBG	\$2,107
--	-----	----	----	----	---	--------------	---------



- horizontal wall mount tile
- supported by aluminum Z clips
- wall fastener hardware provided by installer
- 4mm white back painted tempered glass
- hidden aluminum 1/2" thin profile frame
- metal backer sheet for use with magnets

GSA Contract SIN #33721

Rectangular - Glass Magnetic Wall Mounted Marker Tile	5/8	36	24	20	2	INW3624RTMBG	\$1,683
--	-----	----	----	----	---	--------------	---------

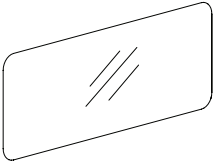


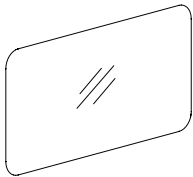
- horizontal wall mount tile
- supported by aluminum Z clips
- wall fastener hardware provided by installer
- 4mm white back painted tempered glass
- hidden aluminum 1/2" thin profile frame
- metal backer sheet for use with magnets

GSA Contract SIN #33721



Glass Magnetic Marker - Wall Mount Tile

Description	D	W	H	CTN WT	CU FT	① Model	List Price
<b>Rectangular - Glass Magnetic Wall Mounted Marker Tile</b>  <ul style="list-style-type: none"> <li>horizontal wall mount tile</li> <li>supported by aluminum Z clips</li> <li>wall fastener hardware provided by installer</li> <li>4mm white back painted tempered glass</li> <li>hidden aluminum 1/2" thin profile frame</li> <li>metal backer sheet for use with magnets</li> </ul> <p>GSA Contract SIN #33721</p>	5/8	48	18	20	2	INW4818RTMBG	\$1,553

<b>Rectangular - Glass Magnetic Wall Mounted Marker Tile</b>  <ul style="list-style-type: none"> <li>horizontal wall mount tile</li> <li>supported by aluminum Z clips</li> <li>wall fastener hardware provided by installer</li> <li>4mm white back painted tempered glass</li> <li>hidden aluminum 1/2" thin profile frame</li> <li>metal backer sheet for use with magnets</li> </ul> <p>GSA Contract SIN #33721</p>	5/8	36	18	15	2	INW3618RTMBG	\$1,263
---	-----	----	----	----	---	--------------	---------

To Order, Specify:


① Model Number

Specifications

- 4mm white back painted tempered glass marker surface
- 20 gauge metal backer sheet for magnet application
- 1/2" thin profile hidden extruded aluminum frame
- extruded aluminum mounting Z clips

## Glass Magnetic Marker - Wall Mount Tile


Description	D	W	H	CTN WT	CU FT	① Model	List Price
Square - Glass Magnetic Wall Mounted Marker Tile	5/8	48	48	50	6	INW4848SQMBG	\$3,330



- supported by aluminum Z clips
- wall fastener hardware provided by installer
- 4mm white back painted tempered glass
- hidden aluminum 1/2" thin profile frame
- metal backer sheet for use with magnets

GSA Contract SIN #33721


Square - Glass Magnetic Wall Mounted Marker Tile	5/8	36	36	30	3	INW3636SQMBG	\$2,080
--	-----	----	----	----	---	--------------	---------



- supported by aluminum Z clips
- wall fastener hardware provided by installer
- 4mm white back painted tempered glass
- hidden aluminum 1/2" thin profile frame
- metal backer sheet for use with magnets

GSA Contract SIN #33721

Square - Glass Magnetic Wall Mounted Marker Tile	5/8	24	24	14	2	INW2424SQMBG	\$1,150
--	-----	----	----	----	---	--------------	---------



- supported by aluminum Z clips
- wall fastener hardware provided by installer
- 4mm white back painted tempered glass
- hidden aluminum 1/2" thin profile frame
- metal backer sheet for use with magnets

GSA Contract SIN #33721

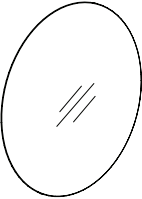
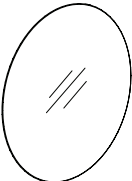
Square - Glass Magnetic Wall Mounted Marker Tile	5/8	18	18	9	1	INW1818SQMBG	\$832
--	-----	----	----	---	---	--------------	-------



- supported by aluminum Z clips
- wall fastener hardware provided by installer
- 4mm white back painted tempered glass
- hidden aluminum 1/2" thin profile frame
- metal backer sheet for use with magnets

GSA Contract SIN #33721

Glass Magnetic Marker - Wall Mount Tile

Description	D	W	H	CTN WT	CU FT	① Model	List Price
<b>Round - Glass Magnetic Wall Mounted Marker Tile</b>  	5/8	24	24	12	2	INW24RDMBG	\$1,917
<ul style="list-style-type: none"> <li>· supported by aluminum Z clips</li> <li>· wall fastener hardware provided by installer</li> <li>· 4mm white back painted tempered glass</li> <li>· hidden aluminum 1/2" thin profile frame</li> <li>· metal backer sheet for use with magnets</li> </ul>							
GSA Contract SIN #33721							
<b>Round - Glass Magnetic Wall Mounted Marker Tile</b>  	5/8	18	18	9	1	INW18RDMBG	\$1,553
<ul style="list-style-type: none"> <li>· supported by aluminum Z clips</li> <li>· wall fastener hardware provided by installer</li> <li>· 4mm white back painted tempered glass</li> <li>· hidden aluminum 1/2" thin profile frame</li> <li>· metal backer sheet for use with magnets</li> </ul>							
GSA Contract SIN #33721							

To Order, Specify:

① Model Number

Specifications

- 4mm white back painted tempered glass marker surface
- 20 gauge metal backer sheet for magnet application
- 1/2" thin profile hidden extruded aluminum frame
- extruded aluminum mounting Z clips

## Laminate - Marker Wall Mount Tile

Description	D	W	H	CTN WT	CU FT	① Model	List Price
Rectangular - Laminate Wall Mount Marker Tile	1	36	48	43	3	INW3648RTMBL	\$833



- vertical wall mount tile
- supported by aluminum Z clips
- wall fastener hardware provided by installer
- white markerboard high pressure laminate
- white edge band

GSA Contract SIN #33721

Rectangular - Laminate Wall Mount Marker Tile	1	30	48	37	2	INW3048RTMBL	\$734
--	---	----	----	----	---	--------------	-------



- vertical wall mount tile
- supported by aluminum Z clips
- wall fastener hardware provided by installer
- white markerboard high pressure laminate
- white edge band

GSA Contract SIN #33721

Rectangular - Laminate Wall Mount Marker Tile	1	24	48	30	2	INW2448RTMBL	\$634
--	---	----	----	----	---	--------------	-------



- vertical wall mount tile
- supported by aluminum Z clips
- wall fastener hardware provided by installer
- white markerboard high pressure laminate
- white edge band

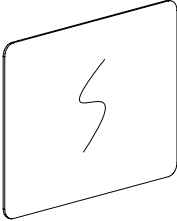



GSA Contract SIN #33721

Rectangular - Laminate Wall Mount Marker Tile	1	18	48	22	2	INW1848RTMBL	\$505
--	---	----	----	----	---	--------------	-------



- vertical wall mount tile
- supported by aluminum Z clips
- wall fastener hardware provided by installer
- white markerboard high pressure laminate
- white edge band

GSA Contract SIN #33721

Description	D	W	H	CTN WT	CU FT	① Model	List Price
<b>Rectangular - Laminate Wall Mount Marker Tile</b>   <ul style="list-style-type: none"> <li>horizontal wall mount tile</li> <li>supported by aluminum Z clips</li> <li>wall fastener hardware provided by installer</li> <li>white markerboard high pressure laminate</li> <li>white edge band</li> </ul> <p>GSA Contract SIN #33721</p>	1	48	36	43	3	INW4836RTMBL	\$833
<b>Rectangular - Laminate Wall Mount Marker Tile</b>   <ul style="list-style-type: none"> <li>horizontal wall mount tile</li> <li>supported by aluminum Z clips</li> <li>wall fastener hardware provided by installer</li> <li>white markerboard high pressure laminate</li> <li>white edge band</li> </ul> <p>GSA Contract SIN #33721</p>	1	30	36	28	2	INW3036RTMBL	\$611
<b>Rectangular - Laminate Wall Mount Marker Tile</b>   <ul style="list-style-type: none"> <li>vertical wall mount tile</li> <li>supported by aluminum Z clips</li> <li>wall fastener hardware provided by installer</li> <li>white markerboard high pressure laminate</li> <li>white edge band</li> </ul> <p>GSA Contract SIN #33721</p>	1	24	36	22	2	INW2436RTMBL	\$461
<b>Rectangular - Laminate Wall Mount Marker Tile</b>   <ul style="list-style-type: none"> <li>vertical wall mount tile</li> <li>supported by aluminum Z clips</li> <li>wall fastener hardware provided by installer</li> <li>white markerboard high pressure laminate</li> <li>white edge band</li> </ul> <p>GSA Contract SIN #33721</p>	1	18	36	18	1	INW1836RTMBL	\$433

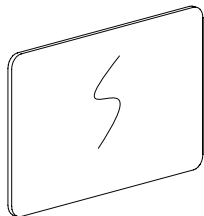
**To Order, Specify:**
**①** Model Number

**Specifications**

- 3/4" thickness, 3 ply balanced construction
- 1mm PVC edge
- white high pressure marker laminate face
- phenolic balancing backer panel
- extruded aluminum mounting Z clips

## Laminate - Marker Wall Mount Tile


Description	D	W	H	CTN WT	CU FT	① Model	List Price
Rectangular - Laminate Wall Mount Marker Tile	1	48	30	37	2	INW4830RTMBL	\$734



- horizontal wall mount tile
- supported by aluminum Z clips
- wall fastener hardware provided by installer
- white markerboard high pressure laminate
- white edge band

GSA Contract SIN #33721

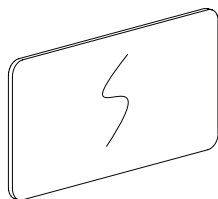
Rectangular - Laminate Wall Mount Marker Tile	1	36	30	28	2	INW3630RTMBL	\$611
---	---	----	----	----	---	--------------	-------



- horizontal wall mount tile
- supported by aluminum Z clips
- wall fastener hardware provided by installer
- white markerboard high pressure laminate
- white edge band

GSA Contract SIN #33721

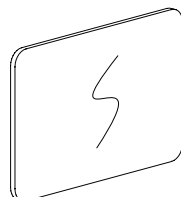
Rectangular - Laminate Wall Mount Marker Tile	1	48	24	30	2	INW4824RTMBL	\$634
---	---	----	----	----	---	--------------	-------



- horizontal wall mount tile
- supported by aluminum Z clips
- wall fastener hardware provided by installer
- white markerboard high pressure laminate
- white edge band

GSA Contract SIN #33721

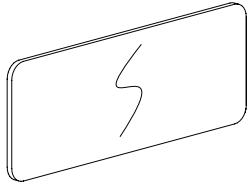
Rectangular - Laminate Wall Mount Marker Tile	1	36	24	22	2	INW3624RTMBL	\$461
---	---	----	----	----	---	--------------	-------



- horizontal wall mount tile
- supported by aluminum Z clips
- wall fastener hardware provided by installer
- white markerboard high pressure laminate
- white edge band

GSA Contract SIN #33721

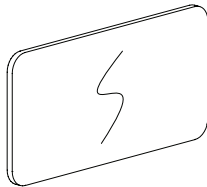
Description	D	W	H	CTN WT	CU FT	① Model	List Price
Rectangular - Laminate Wall Mount Marker Tile	1	48	18	22	2	INW4818RTMBL	\$505



- horizontal wall mount tile
- supported by aluminum Z clips
- wall fastener hardware provided by installer
- white markerboard high pressure laminate
- white edge band

GSA Contract SIN #33721

Rectangular - Laminate Wall Mount Marker Tile	1	36	18	18	1	INW3618RTMBL	\$433
---	---	----	----	----	---	--------------	-------



- horizontal wall mount tile
- supported by aluminum Z clips
- wall fastener hardware provided by installer
- white markerboard high pressure laminate
- white edge band

GSA Contract SIN #33721

#### To Order, Specify:

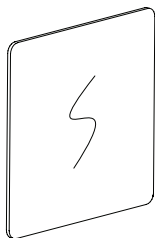
① Model Number

#### Specifications

- ¾" thickness, 3 ply balanced construction
- 1mm PVC edge
- white high pressure marker laminate face
- phenolic balancing backer panel
- extruded aluminum mounting Z clips

## Laminate - Marker Wall Mount Tile

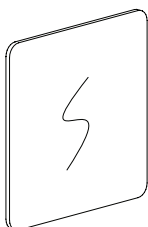
Description	D	W	H	CTN WT	CU FT	① Model	List Price
Square - Laminate Wall Mount Marker Tile	1	48	48	57	3	INW4848SQMBL	\$1,032



- supported by aluminum Z clips
- wall fastener hardware provided by installer
- white markerboard high pressure laminate
- white edge band

GSA Contract SIN #33721

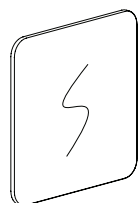
Square - Laminate Wall Mount Marker Tile	1	36	36	33	2	INW3636SQMBL	\$683
---	---	----	----	----	---	--------------	-------



- supported by aluminum Z clips
- wall fastener hardware provided by installer
- white markerboard high pressure laminate
- white edge band

GSA Contract SIN #33721

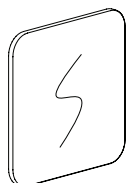
Square - Laminate Wall Mount Marker Tile	1	24	24	16	1	INW2424SQMBL	\$438
---	---	----	----	----	---	--------------	-------



- supported by aluminum Z clips
- wall fastener hardware provided by installer
- white markerboard high pressure laminate
- white edge band

GSA Contract SIN #33721

Square - Laminate Wall Mount Marker Tile	1	18	18	11	1	INW1818SQMBL	\$321
---	---	----	----	----	---	--------------	-------

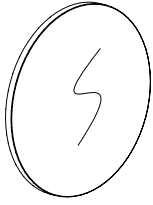


- supported by aluminum Z clips
- wall fastener hardware provided by installer
- white markerboard high pressure laminate
- white edge band

GSA Contract SIN #33721



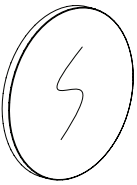
Description	D	W	H	CTN WT	CU FT	① Model	List Price
Round - Laminate Wall Mount Marker Tile	1	24	24	16	1	INW24RDMBL	\$433



- supported by aluminum Z clips
- wall fastener hardware provided by installer
- white markerboard high pressure laminate
- white edge band

GSA Contract SIN #33721

Round - Laminate Wall Mount Marker Tile	1	18	18	11	1	INW18RDMBL	\$336
--	---	----	----	----	---	------------	-------



- supported by aluminum Z clips
- wall fastener hardware provided by installer
- white markerboard high pressure laminate
- white edge band

GSA Contract SIN #33721

#### To Order, Specify:


① Model Number

#### Specifications

- ¾" thickness, 3 ply balanced construction
- 1mm PVC edge
- white high pressure marker laminate face
- phenolic balancing backer panel
- extruded aluminum mounting Z clips

## Veneer - Wall Mount Tile

Description	D	W	H	CTN WT	CU FT	① Model	Flat Cut List Price	Double Cut List Price
Rectangular - Veneer Wall Mounted Tile	1	36	48	43	3	INW3648RTV	\$912	\$1,022



- vertical wall mount tile
- supported by aluminum Z clips
- wall fastener hardware provided by installer
- veneer grain direction runs vertical on tile face

GSA Contract SIN #33721


Rectangular - Veneer Wall Mounted Tile	1	30	48	37	2	INW3048RTV	\$866	\$969
--	---	----	----	----	---	------------	-------	-------



- vertical wall mount tile
- supported by aluminum Z clips
- wall fastener hardware provided by installer
- veneer grain direction runs vertical on tile face

GSA Contract SIN #33721


Rectangular - Veneer Wall Mounted Tile	1	24	48	30	2	INW2448RTV	\$819	\$919
--	---	----	----	----	---	------------	-------	-------



- vertical wall mount tile
- supported by aluminum Z clips
- wall fastener hardware provided by installer
- veneer grain direction runs vertical on tile face

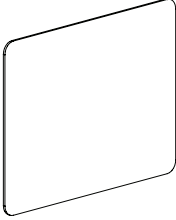



GSA Contract SIN #33721

Rectangular - Veneer Wall Mounted Tile	1	18	48	22	2	INW1848RTV	\$743	\$834
--	---	----	----	----	---	------------	-------	-------



- vertical wall mount tile
- supported by aluminum Z clips
- wall fastener hardware provided by installer
- veneer grain direction runs vertical on tile face

GSA Contract SIN #33721

Description	D	W	H	CTN WT	CU FT	① Model	Flat Cut List Price	Double Cut List Price
<b>Rectangular - Veneer Wall Mounted Tile</b>  <ul style="list-style-type: none"> <li>horizontal wall mount tile</li> <li>supported by aluminum Z clips</li> <li>wall fastener hardware provided by installer</li> <li>veneer grain direction runs vertical on tile face</li> </ul> <p>GSA Contract SIN #33721</p>	1	48	36	43	3	INW4836RTV	\$912	\$1,022
<b>Rectangular - Veneer Wall Mounted Tile</b>  <ul style="list-style-type: none"> <li>horizontal wall mount tile</li> <li>supported by aluminum Z clips</li> <li>wall fastener hardware provided by installer</li> <li>veneer grain direction runs vertical on tile face</li> </ul> <p>GSA Contract SIN #33721</p>	1	30	36	28	2	INW3036RTV	\$810	\$907
<b>Rectangular - Veneer Wall Mounted Tile</b>  <ul style="list-style-type: none"> <li>vertical wall mount tile</li> <li>supported by aluminum Z clips</li> <li>wall fastener hardware provided by installer</li> <li>veneer grain direction runs vertical on tile face</li> </ul> <p>GSA Contract SIN #33721</p>	1	24	36	22	2	INW2436RTV	\$771	\$865
<b>Rectangular - Veneer Wall Mounted Tile</b>  <ul style="list-style-type: none"> <li>vertical wall mount tile</li> <li>supported by aluminum Z clips</li> <li>wall fastener hardware provided by installer</li> <li>veneer grain direction runs vertical on tile face</li> </ul> <p>GSA Contract SIN #33721</p>	1	18	36	18	1	INW1836RTV	\$706	\$790

**To Order, Specify:**

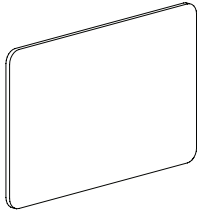
- ① Model Number
- ② Wood Species:
  - a.) Maple (M)
  - b.) Walnut (W)
  - c.) White Oak (WK1)
  - d.) Double Cut (DC1)
- ③ Finish
  - a.) Maple Finish
  - b.) Walnut Finish
  - c.) White Oak Finish
  - d.) Double Cut Finish

**Specifications**

- 3/4" thickness, 3 ply balanced construction
- veneer edge band
- balancing backer panel
- extruded aluminum mounting Z clips

## Veneer - Wall Mount Tile

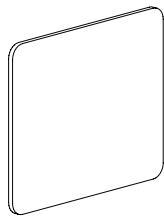
Description	D	W	H	CTN WT	CU FT	① Model	Flat Cut List Price	Double Cut List Price
Rectangular - Veneer Wall Mounted Tile	1	48	30	37	2	INW4830RTV	\$866	\$969



- horizontal wall mount tile
- supported by aluminum Z clips
- wall fastener hardware provided by installer
- veneer grain direction runs vertical on tile face

GSA Contract SIN #33721

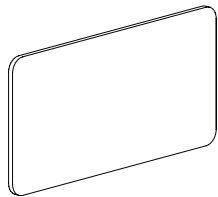
Rectangular - Veneer Wall Mounted Tile	1	36	30	28	2	INW3630RTV	\$810	\$907
--	---	----	----	----	---	------------	-------	-------



- horizontal wall mount tile
- supported by aluminum Z clips
- wall fastener hardware provided by installer
- veneer grain direction runs vertical on tile face

GSA Contract SIN #33721

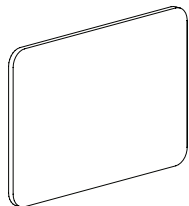
Rectangular - Veneer Wall Mounted Tile	1	48	24	30	2	INW4824RTV	\$819	\$919
--	---	----	----	----	---	------------	-------	-------



- horizontal wall mount tile
- supported by aluminum Z clips
- wall fastener hardware provided by installer
- veneer grain direction runs vertical on tile face

GSA Contract SIN #33721

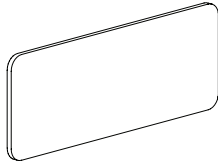
Rectangular - Veneer Wall Mounted Tile	1	36	24	22	2	INW3624RTV	\$771	\$865
--	---	----	----	----	---	------------	-------	-------



- horizontal wall mount tile
- supported by aluminum Z clips
- wall fastener hardware provided by installer
- veneer grain direction runs vertical on tile face

GSA Contract SIN #33721

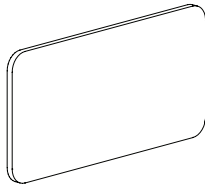
Description	D	W	H	CTN WT	CU FT	① Model	Flat Cut List Price	Double Cut List Price
Rectangular - Veneer Wall Mounted Tile	1	48	18	22	2	INW4818RTV	\$743	\$834



- horizontal wall mount tile
- supported by aluminum Z clips
- wall fastener hardware provided by installer
- veneer grain direction runs vertical on tile face

GSA Contract SIN #33721

Rectangular - Veneer Wall Mounted Tile	1	36	18	18	1	INW3618RTV	\$706	\$790
--	---	----	----	----	---	------------	-------	-------



- horizontal wall mount tile
- supported by aluminum Z clips
- wall fastener hardware provided by installer
- veneer grain direction runs vertical on tile face

GSA Contract SIN #33721

#### To Order, Specify:


- ① Model Number
- ② Wood Species:
  - a.) Maple (M)
  - b.) Walnut (W)
  - c.) White Oak (WK1)
  - d.) Double Cut (DC1)
- ③ Finish
  - a.) Maple Finish
  - b.) Walnut Finish
  - c.) White Oak Finish
  - d.) Double Cut Finish

#### Specifications

- 3/4" thickness, 3 ply balanced construction
- veneer edge band
- balancing backer panel
- extruded aluminum mounting Z clips

## Veneer - Wall Mount Tile

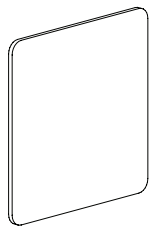
Description	D	W	H	CTN WT	CU FT	① Model	Flat Cut List Price	Double Cut List Price
Square - Veneer Wall Mounted Tile	1	48	48	57	3	INW4848SQV	\$1,012	\$1,134



- supported by aluminum Z clips
- wall fastener hardware provided by installer
- veneer grain direction runs vertical on tile face

GSA Contract SIN #33721

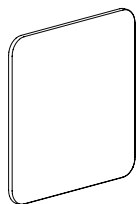
Square - Veneer Wall Mounted Tile	1	36	36	33	2	INW3636SQV	\$842	\$944
-----------------------------------	---	----	----	----	---	------------	-------	-------



- supported by aluminum Z clips
- wall fastener hardware provided by installer
- veneer grain direction runs vertical on tile face

GSA Contract SIN #33721

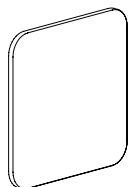
Square - Veneer Wall Mounted Tile	1	24	24	16	1	INW2424SQV	\$723	\$810
-----------------------------------	---	----	----	----	---	------------	-------	-------



- supported by aluminum Z clips
- wall fastener hardware provided by installer
- veneer grain direction runs vertical on tile face

GSA Contract SIN #33721

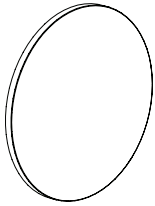
Square - Veneer Wall Mounted Tile	1	18	18	11	1	INW1818SQV	\$655	\$735
-----------------------------------	---	----	----	----	---	------------	-------	-------



- supported by aluminum Z clips
- wall fastener hardware provided by installer
- veneer grain direction runs vertical on tile face

GSA Contract SIN #33721

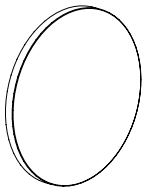
Description	D	W	H	CTN WT	CU FT	① Model	Flat Cut List Price	Double Cut List Price
Round - Veneer Wall Mounted Tile	1	24	24	16	1	INW24RDV	\$693	\$777



- supported by aluminum Z clips
- wall fastener hardware provided by installer
- veneer grain direction runs vertical on tile face

GSA Contract SIN #33721

Round - Veneer Wall Mounted Tile	1	18	18	11	1	INW18RDV	\$655	\$735
----------------------------------	---	----	----	----	---	----------	-------	-------



- supported by aluminum Z clips
- wall fastener hardware provided by installer
- veneer grain direction runs vertical on tile face

GSA Contract SIN #33721

#### To Order, Specify:

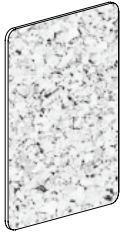
- ① Model Number
- ② Wood Species:
  - a.) Maple (M)
  - b.) Walnut (W)
  - c.) White Oak (WK1)
  - d.) Double Cut (DC1)
- ③ Finish
  - a.) Maple Finish
  - b.) Walnut Finish
  - c.) White Oak Finish
  - d.) Double Cut Finish

#### Specifications

- ¾" thickness, 3 ply balanced construction
- veneer edge band
- balancing backer panel
- extruded aluminum mounting Z clips

## Cork - Wall Mount Tile


Description	D	W	H	CTN WT	CU FT	① Model	List Price
Rectangular - Cork Wall Mounted Tile	1	36	48	21	3	INW3648RTC	\$1,067



- vertical wall mount tile
- supported by aluminum Z clips
- wall fastener hardware provided by installer
- natural cork tackable face

GSA Contract SIN #33721

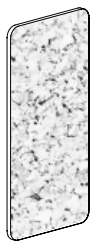
Rectangular - Cork Wall Mounted Tile	1	30	48	17	3	INW3048RTC	\$740
--------------------------------------	---	----	----	----	---	------------	-------



- vertical wall mount tile
- supported by aluminum Z clips
- wall fastener hardware provided by installer
- natural cork tackable face

GSA Contract SIN #33721

Rectangular - Cork Wall Mounted Tile	1	24	48	14	2	INW2448RTC	\$660
--------------------------------------	---	----	----	----	---	------------	-------



- vertical wall mount tile
- supported by aluminum Z clips
- wall fastener hardware provided by installer
- natural cork tackable face

GSA Contract SIN #33721





Rectangular - Cork Wall Mounted Tile	1	18	48	11	2	INW1848RTC	\$521
--------------------------------------	---	----	----	----	---	------------	-------



- vertical wall mount tile
- supported by aluminum Z clips
- wall fastener hardware provided by installer
- natural cork tackable face

GSA Contract SIN #33721



Description	D	W	H	CTN WT	CU FT	① Model	List Price
<b>Rectangular - Cork Wall Mounted Tile</b>  <ul style="list-style-type: none"> <li>horizontal wall mount tile</li> <li>supported by aluminum Z clips</li> <li>wall fastener hardware provided by installer</li> <li>natural cork tackable face</li> </ul> <p>GSA Contract SIN #33721</p>	1	48	36	21	3	INW4836RTC	\$1,067
<b>Rectangular - Cork Wall Mounted Tile</b>  <ul style="list-style-type: none"> <li>vertical wall mount tile</li> <li>supported by aluminum Z clips</li> <li>wall fastener hardware provided by installer</li> <li>natural cork tackable face</li> </ul> <p>GSA Contract SIN #33721</p>	1	30	36	13	2	INW3036RTC	\$594
<b>Rectangular - Cork Wall Mounted Tile</b>  <ul style="list-style-type: none"> <li>vertical wall mount tile</li> <li>supported by aluminum Z clips</li> <li>wall fastener hardware provided by installer</li> <li>natural cork tackable face</li> </ul> <p>GSA Contract SIN #33721</p>	1	24	36	11	2	INW2436RTC	\$512
<b>Rectangular - Cork Wall Mounted Tile</b>  <ul style="list-style-type: none"> <li>vertical wall mount tile</li> <li>supported by aluminum Z clips</li> <li>wall fastener hardware provided by installer</li> <li>natural cork tackable face</li> </ul> <p>GSA Contract SIN #33721</p>	1	18	36	8	1	INW1836RTC	\$428

**To Order, Specify:**


① Model Number

**Specifications**

- extruded PVC ½" thick panel
- natural cork ¼" thick tackable face
- extruded aluminum mounting Z clips

## Cork - Wall Mount Tile


Description	D	W	H	CTN WT	CU FT	① Model	List Price
Rectangular - Cork Wall Mounted Tile	1	48	30	17	2	INW4830RTC	\$740



- horizontal wall mount tile
- supported by aluminum Z clips
- wall fastener hardware provided by installer
- natural cork tackable face

GSA Contract SIN #33721


Rectangular - Cork Wall Mounted Tile	1	36	30	13	2	INW3630RTC	\$594
--------------------------------------	---	----	----	----	---	------------	-------



- horizontal wall mount tile
- supported by aluminum Z clips
- wall fastener hardware provided by installer
- natural cork tackable face

GSA Contract SIN #33721


Rectangular - Cork Wall Mounted Tile	1	48	24	14	2	INW4824RTC	\$660
--------------------------------------	---	----	----	----	---	------------	-------



- horizontal wall mount tile
- supported by aluminum Z clips
- wall fastener hardware provided by installer
- natural cork tackable face

GSA Contract SIN #33721


Rectangular - Cork Wall Mounted Tile	1	36	24	11	2	INW3624RTC	\$512
--------------------------------------	---	----	----	----	---	------------	-------



- horizontal wall mount tile
- supported by aluminum Z clips
- wall fastener hardware provided by installer
- natural cork tackable face

GSA Contract SIN #33721


Description	D	W	H	CTN WT	CU FT	① Model	List Price
Rectangular - Cork Wall Mounted Tile	1	48	18	11	2	INW4818RTC	\$521



- horizontal wall mount tile
- supported by aluminum Z clips
- wall fastener hardware provided by installer
- natural cork tackable face

GSA Contract SIN #33721

Rectangular - Cork Wall Mounted Tile	1	36	18	8	1	INW3618RTC	\$428
--------------------------------------	---	----	----	---	---	------------	-------



- horizontal wall mount tile
- supported by aluminum Z clips
- wall fastener hardware provided by installer
- natural cork tackable face

GSA Contract SIN #33721

#### To Order, Specify:

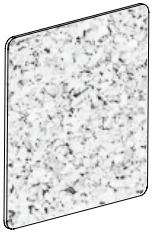
① Model Number

#### Specifications

- extruded PVC ½" thick panel
- natural cork ¼" thick tackable face
- extruded aluminum mounting Z clips

## Cork - Wall Mount Tile


Description	D	W	H	CTN WT	CU FT	① Model	List Price
Square - Cork Wall Mounted Tile	1	48	48	28	3	INW4848SQC	\$1,080



- supported by aluminum Z clips
- wall fastener hardware provided by installer
- natural cork tackable face

GSA Contract SIN #33721

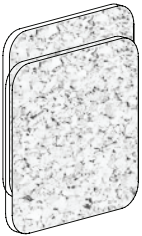
Square - Cork Wall Mounted Tile	1	36	36	16	2	INW3636SQC	\$685
---------------------------------	---	----	----	----	---	------------	-------



- supported by aluminum Z clips
- wall fastener hardware provided by installer
- natural cork tackable face

GSA Contract SIN #33721

Square - Cork Wall Mounted Tile	1	24	24	7	1	INW2424SQC	\$398
---------------------------------	---	----	----	---	---	------------	-------



- supported by aluminum Z clips
- wall fastener hardware provided by installer
- natural cork tackable face

GSA Contract SIN #33721

Square - Cork Wall Mounted Tile	1	18	18	4	1	INW1818SQC	\$303
---------------------------------	---	----	----	---	---	------------	-------



- supported by aluminum Z clips
- wall fastener hardware provided by installer
- natural cork tackable face

GSA Contract SIN #33721

Description	D	W	H	CTN WT	CU FT	① Model	List Price
Round - Cork Wall Mounted Tile	1	24	24	7	1	INW24RDC	\$398



- supported by aluminum Z clips
- wall fastener hardware provided by installer
- natural cork tackable face

GSA Contract SIN #33721

Round - Cork Wall Mounted Tile	1	18	18	7	1	INW18RDC	\$303
--------------------------------	---	----	----	---	---	----------	-------



- supported by aluminum Z clips
- wall fastener hardware provided by installer
- natural cork tackable face

GSA Contract SIN #33721

#### To Order, Specify:

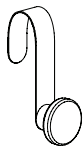
① Model Number

#### Specifications

- extruded PVC ½" thick panel
- natural cork ¼" thick tackable face
- extruded aluminum mounting Z clips

## Wall Mount Tile Accessories - Poufy Upholstered Tiles and Conversation Cubby Back Panel

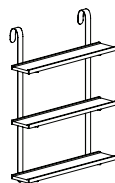
Description	D	W	H	CTN WT	CU FT	① Model	List Price
Knob - Poufy Upholstered Wall Mount Tile Accessory	3 7/8	2 1/2	7	2	1	INA0307WR-KNOB	\$202



- supported by a radius metal hook
- solid maple knob standard
- solid walnut or white oak knob available, specify and add \$17 list
- maximum weight rating 10 lbs. (evenly distributed load)

GSA Contract SIN #33721

Shelves - Poufy Upholstered Wall Mount Tile Accessories	5 7/8	24	32	9	4	INA2432WR-3SHELF	\$693
	5 7/8	24	20	7	3	INA2420WR-2SHELF	\$543
	5 7/8	24	8	5	2	INA2408WR-1SHELF	\$385

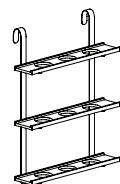


- supported by two radius metal hooks
- shelf depth 4 3/4"
- solid maple shelves standard
- walnut or white oak shelves available, specify and add \$102 list
- maximum weight rating 10 lbs. per shelf (evenly distributed load)

-3SHELF shown

GSA Contract SIN #33721

Planter Shelves - Poufy Upholstered Wall Mount Tile Accessories	5 7/8	24	32	9	4	INA2432WR-3PLANTER	\$728
	5 7/8	24	20	7	3	INA2420WR-2PLANTER	\$567
	5 7/8	24	8	5	2	INA2408WR-1PLANTER	\$397

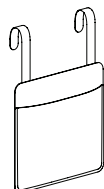


- supported by two radius metal hooks
- solid maple planter shelves standard
- planter shelf with nine 3 1/2" holes for plant containers
- walnut or white planter oak shelves available, specify and add \$102 list
- maximum weight rating 10 lbs. per shelf (evenly distributed load)

-3PLANTER shown

GSA Contract SIN #33721

Pouch - Poufy Upholstered Wall Mount Tile Accessory	2 5/8	14	20	2	1	INA1111WR-POUCH	\$455
---	-------	----	----	---	---	-----------------	-------

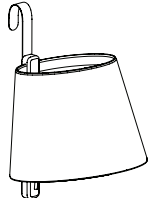


- supported by two radius metal hooks
- aniline dye leather
- maximum weight rating 10 lbs. (evenly distributed load)

GSA Contract SIN #33721

## Wall Mount Tile Accessories - Poufy Upholstered Tiles and Conversation Cubby Back Panel

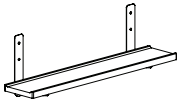
Description	D	W	H	CTN WT	CU FT	① Model	List Price
Sconce Lamp - Poufy Upholstered Wall Mount Tile Accessory	17 1/8	15	22	9	4	INA1522WR-SCONCE	\$658



- supported by a radius metal hook
- 15' cord
- cord mounted rocker on/off switch - three prong plug fabric power cord
- specify graphite, yellow or indigo fabric cord color
- on/off switch on cord 32" from light - field assembly required
- maximum 60 watt light bulb, NOT included/LED bulb recommended
- SELECT Maharam Mode SHADE FABRIC COLOR
- maple sconce support standard
- walnut or white oak sconce support available, specify and add \$23 list

GSA Contract SIN #33721

Tray - Poufy and Square Upholstered Wall Mount Tile Accessory	4 3/4	24	1	5	2	INA0524T	\$331
---	-------	----	---	---	---	----------	-------



- for use with square laminate marker, cork and tackable screen accessories
- supported by two metal brackets
- tray can be field installed on any 24" or wider tile except glass marker tiles
- tray can not be installed on intermediate positioned tiles (space is required below tile for clearance)
- maximum weight rating 10 lbs. (evenly distributed load)
- walnut or white oak tray available, specify and add \$36 list

GSA Contract SIN #33721

#### To Order, Specify:

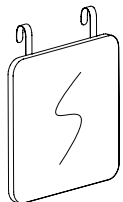
- ① Model Number
- ② Wood Species:
  - a.) Standard Maple (M)
  - b.) Premium Walnut (W) - upcharge applies
  - c.) Premium White Oak (WK1) - upcharge applies
- ③ Finish - Accessory Knob, Shelf, Planter, Lamp or Tray
  - a.) Maple Finish (M)
  - b.) Walnut Finish (W)
  - c.) White Oak Finish (WK1)
  - d.) Paint Color
- ④ Lamp Shade - Maharam - Mode
- ⑤ Metal Color - Arctic Silver (ASL), Matte Black (MBK),  
Pewter (PEW) or Soft Nickel (SNK)

#### Specifications

- 16 gauge stamped metal mounting hooks

## Wall Mount Tile Accessories - Poufy Upholstered Tiles and Conversation Cubby Back Panel

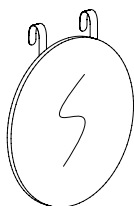
Description	D	W	H	CTN WT	CU FT	① Model	List Price
Square Laminate Marker Tile - Poufy Upholstered Wall Mount Tile Accessory	2 ⅝	24	24	17	2	INA2424WR-SQM	\$462



- supported by two radius metal hooks
- white markerboard high pressure laminate
- white edge band

GSA Contract SIN #33721

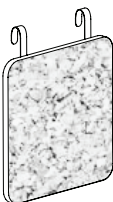
Round Laminate Marker Tile - Poufy Upholstered Wall Mount Tile Accessory	2 ⅝	24	24	17	2	INA24WR-RDM	\$455
--	-----	----	----	----	---	-------------	-------



- supported by two radius metal hooks
- white markerboard high pressure laminate
- white edge band

GSA Contract SIN #33721

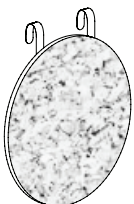
Square Cork Tile - Poufy Uphol- stered Wall Mount Tile Accessory	2 ⅝	24	24	8	2	INA2424WR-SQC	\$433
---	-----	----	----	---	---	---------------	-------



- supported by two radius metal hooks
- extruded PVC ½" thick panel
- natural cork ¼" thick tackable face

GSA Contract SIN #33721

Round Cork Tile - Poufy Uphol- stered Wall Mount Tile Accessory	2 ⅝	24	24	7	2	INA24WR-RDC	\$433
--	-----	----	----	---	---	-------------	-------

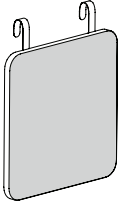


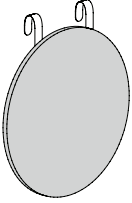
- supported by two radius metal hooks
- extruded PVC ½" thick panel
- natural cork ¼" thick tackable face

GSA Contract SIN #33721



## Wall Mount Tile Accessories - Poufy Upholstered Tiles and Conversation Cubby Back Panel

Description	D	W	H	CTN WT	CU FT	① Model	List Price Per Grade
Square Tackboard Tile - Poufy Upholstered Wall Mount Tile Accessory	2 1/8	48	48	11	2	INA2424WR-SQUT	COM \$427
 <ul style="list-style-type: none"> <li>supported by two radius metal hooks</li> <li>1/2" soft tack core face</li> <li>1/4" hardwood backer panel</li> <li>covered with surface glue and stapled upholstery</li> <li>com ydg: 1</li> </ul> <p>GSA Contract SIN #33721</p>							A \$436
							B \$454
							C \$485
							D \$524
							E \$564
							F \$625
							G \$691
							H \$761
							I \$871
							J \$1,002

Round Tackboard Tile - Poufy Upholstered Wall Mount Tile Accessory	2 1/8	24	24	11	2	INA24WR-RDUT	COM \$428
 <ul style="list-style-type: none"> <li>supported by two radius metal hooks</li> <li>1/2" soft tack core face</li> <li>1/4" hardwood backer panel</li> <li>covered with surface glue and stapled upholstery</li> <li>com ydg: 1 1/2</li> </ul> <p>GSA Contract SIN #33721</p>							A \$442
							B \$468
							C \$514
							D \$573
							E \$633
							F \$725
							G \$823
							H \$929
							I \$1,093
							J \$1,291

## To Order, Specify:

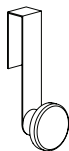
- ① Model Number
- ② Fabric Selection - vendor, pattern and color
- ③ Metal Color - Arctic Silver (ASL), Matte Black (MBK), Pewter (PEW) or Soft Nickel (SNK)

## Specifications

- 16 gauge stamped metal mounting hooks

## Wall Mount Tile Accessories - Square Profile Tiles (Tackboard, Cork, Veneer and Laminate Marker)

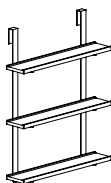
Description	D	W	H	CTN WT	CU FT	① Model	List Price
Knob - Square Profile Wall Mount Tile Accessory	3 7/8	2 1/2	7	2	1	INA0307WS-KNOB	\$202



- supported by a metal hook
- solid maple knob standard
- solid walnut or white oak knob available, specify and add \$17 list
- maximum weight rating 10 lbs. (evenly distributed load)

GSA Contract SIN #33721

Shelves - Square Profile Wall Mount Tile Accessories	5 7/8	24	32	9	4	INA2432WS-3SHELF	\$693
	5 7/8	24	20	7	3	INA2420WS-2SHELF	\$543
	5 7/8	24	8	5	2	INA2408WS-1SHELF	\$385

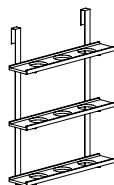


-3SHELF shown

- supported by two metal hooks
- shelf depth 4 3/4"
- solid maple shelves standard
- walnut or white oak shelves available, specify and add \$102 list
- maximum weight rating 10 lbs. per shelf (evenly distributed)

GSA Contract SIN #33721

Planter Shelves - Square Profile Wall Mount Tile Accessories	5 7/8	24	32	9	4	INA2432WS-3PLANTER	\$728
	5 7/8	24	20	7	3	INA2420WS-2PLANTER	\$567
	5 7/8	24	8	5	2	INA2408WS-1PLANTER	\$397

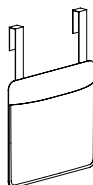


-3PLANTER shown

- supported by two metal hooks
- planter shelf with nine 3 1/2" holes for plant containers
- maple planter shelves standard
- walnut or white planter oak shelves available, specify and add \$102 list

GSA Contract SIN #33721

Pouch - Square Profile Wall Mount Tile Accessory	2 5/8	14	20	2	1	INA1111WS-POUCH	\$455
--	-------	----	----	---	---	-----------------	-------

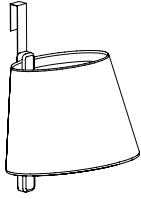


- supported by two metal hooks
- aniline dye leather
- maximum weight rating 10 lbs. (evenly distributed load)

GSA Contract SIN #33721

## Wall Mount Tile Accessories - Square Profile Tiles (Tackboard, Cork, Veneer and Laminate Marker)

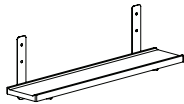
Description	D	W	H	CTN WT	CU FT	① Model	List Price
Sconce Lamp - Square Profile Wall Mount Tile Accessory	17 1/8	15	22	9	4	INA1522WS-SCONCE	\$658



- supported by a radius metal hook
- 15' cord
- cord mounted rocker on/off switch - three prong plug fabric power cord
- specify graphite, yellow or indigo fabric cord color
- on/off switch on cord 32" from light - field assembly required
- maximum 60 watt light bulb, NOT included/LED bulb recommended
- SELECT Maharam Mode SHADE FABRIC COLOR
- maple sconce support standard
- walnut or white oak sconce support available, specify and add \$23 list

GSA Contract SIN #33721

Tray - Poufy and Square Uphol- stered Wall Mount Tile Accessory	4 3/4	24	1	5	2	INA0524T	\$331
--	-------	----	---	---	---	----------	-------



- for use with square laminate marker, cork and tackable screen accessories
- supported by two metal brackets
- tray can be field installed on any 24" or wider tile except glass marker tiles
- tray can not be installed on intermediate positioned tiles (space is required below tile for clearance)
- maximum weight rating 10 lbs. (evenly distributed load)
- walnut or white oak tray available, specify and add \$36 list

GSA Contract SIN #33721

## To Order, Specify:

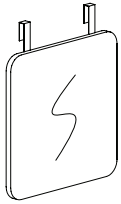
- ① Model Number
- ② Wood Species:
  - a.) Standard Maple (M)
  - b.) Premium Walnut (W) - upcharge applies
  - c.) Premium White Oak (WK1) - upcharge applies
- ③ Finish - Accessory Knob, Shelf, Planter, Lamp or Tray
  - a.) Maple Finish (M)
  - b.) Walnut Finish (W)
  - c.) White Oak Finish (WK1)
  - d.) Paint Color
- ④ Lamp Shade - Maharam - Mode
- ⑤ Metal Color - Arctic Silver (ASL), Matte Black (MBK),  
Pewter (PEW) or Soft Nickel (SNK)

## Specifications

- 16 gauge stamped metal mounting hooks

## Wall Mount Tile Accessories - Square Profile Tiles (Tackboard, Cork, Veneer and Laminate Marker)

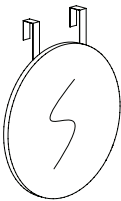
Description	D	W	H	CTN WT	CU FT	① Model	List Price
Square - Laminate Marker Tile Square Profile Wall Mount Tile Accessory	2 1/8	24	24	17	2	INA2424WS-SQM	\$462



- supported by two metal hooks
- white markboard high pressure laminate
- white edge band

GSA Contract SIN #33721

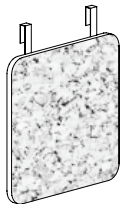
Round - Laminate Marker Tile Square Profile Wall Mount Tile Accessory	2 1/8	24	24	17	2	INA24WS-RDM	\$455
---	-------	----	----	----	---	-------------	-------



- supported by two metal hooks
- white markboard high pressure laminate
- white edge band

GSA Contract SIN #33721

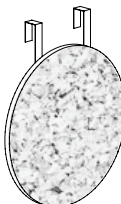
Square - Cork Tile Square Profile Wall Mount Tile Accessory	2 1/8	24	24	8	2	INA2424WS-SQC	\$433
--	-------	----	----	---	---	---------------	-------



- supported by two radius metal hooks
- extruded PVC 1/2" thick panel
- natural cork 1/4" thick tackable face

GSA Contract SIN #33721

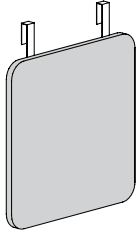
Round - Cork Tile Square Profile Wall Mount Tile Accessory	2 1/8	24	24	7	2	INA24WS-RDC	\$433
---	-------	----	----	---	---	-------------	-------

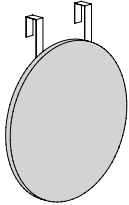


- supported by two radius metal hooks
- extruded PVC 1/2" thick panel
- natural cork 1/4" thick tackable face

GSA Contract SIN #33721

## Wall Mount Tile Accessories - Square Profile Tiles

Description	D	W	H	CTN WT	CU FT	① Model	List Price Per Grade
Square - Tackboard Tile Square Profile Wall Mount Tile Accessory	2 1/8	48	48	11	2	INA2424WS-SQUT	COM \$427
 <ul style="list-style-type: none"> <li>supported by two radius metal hooks</li> <li>1/2" soft tack core face</li> <li>1/4" hardwood backer panel</li> <li>covered with surface glue and stapled upholstery</li> <li>com ydg: 1</li> </ul> <p>GSA Contract SIN #33721</p>							A \$436
							B \$454
							C \$485
							D \$524
							E \$564
							F \$625
							G \$691
							H \$761
							I \$871
							J \$1,002

Round - Tackboard Tile Square Profile Wall Mount Tile Accessory	2 1/8	24	24	11	2	INA24WS-RDUT	COM \$428
 <ul style="list-style-type: none"> <li>supported by two radius metal hooks</li> <li>1/2" soft tack core face</li> <li>1/4" hardwood backer panel</li> <li>covered with surface glue and stapled upholstery</li> <li>com ydg: 1 1/2</li> </ul> <p>GSA Contract SIN #33721</p>							A \$442
							B \$468
							C \$514
							D \$573
							E \$633
							F \$725
							G \$823
							H \$929
							I \$1,093
							J \$1,291

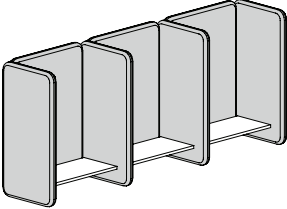
## To Order, Specify:

- ① Model Number
- ② Fabric Selection - vendor, pattern and color
- ③ Metal Color - Arctic Silver (ASL), Matte Black (MBK), Pewter (PEW) or Soft Nickel (SNK)

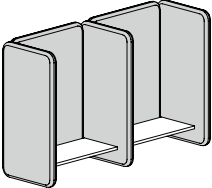
## Specifications

- 16 gauge stamped metal mounting hooks

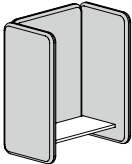
## Conversation Cubby - Upholstered Wall Mount Unit

Description	D	W	H	CTN WT	CU FT	① Model	List Price Per Grade
Triple Conversation Cubby with Laminate Shelf - Upholstered Wall Mount Unit	18 ¼	86	36	140	39	INW8636CUPL	COM \$3,449
 <ul style="list-style-type: none"> <li>• triple section</li> <li>• supported by two wall cleats</li> <li>• wall fastener hardware provided by installer</li> <li>• under mount power center available under the cubby shelf; EC30 unit must be ordered separately, see page 450</li> <li>• com ydg: 8</li> </ul>							A \$3,520
							B \$3,660
							C \$3,906
							D \$4,222
							E \$4,538
							F \$5,029
							G \$5,555
							H \$6,117
							I \$6,994
							J \$8,047


GSA Contract SIN #33721

Double Conversation Cubby with Laminate Shelf - Upholstered Wall Mount Unit	18 ¼	58	36	97	27	INW5836CUPL	COM \$2,649
 <ul style="list-style-type: none"> <li>• double section</li> <li>• supported by two wall cleats</li> <li>• wall fastener hardware provided by installer</li> <li>• under mount power center available under the cubby shelf; EC30 unit must be ordered separately, see page 450</li> <li>• com ydg: 6 ¼</li> </ul>							A \$2,705
							B \$2,814
							C \$3,006
							D \$3,253
							E \$3,500
							F \$3,884
							G \$4,295
							H \$4,733
							I \$5,419
							J \$6,241

GSA Contract SIN #33721

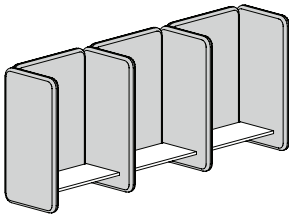
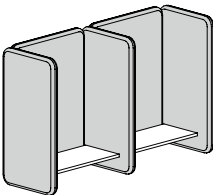
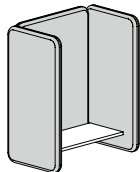
Conversation Cubby with Laminate Shelf - Upholstered Wall Mount Unit	18 ¼	30	36	52	14	INW3036CUPL	COM \$1,507
 <ul style="list-style-type: none"> <li>• single section</li> <li>• supported by two wall cleats</li> <li>• wall fastener hardware provided by installer</li> <li>• under mount power center available under the cubby shelf; EC30 unit must be ordered separately, see page 450</li> <li>• com ydg: 3 ½</li> </ul>							A \$1,538
							B \$1,600
							C \$1,707
							D \$1,845
							E \$1,984
							F \$2,199
							G \$2,429
							H \$2,675
							I \$3,058
							J \$3,519

GSA Contract SIN #33721

Description	D	W	H	CTN WT	CU FT	① Model	List Price
Power Center - Under Mount	2 ¾	4	2 ⅞			EC30	\$463
 <ul style="list-style-type: none"> <li>• 10' - three prong plug power cord</li> <li>• shelf mounted simplex receptacle and two USB overall mounting bracket tabs: 5" w</li> <li>• field installed under cubby shelf in desired location</li> <li>• specify black or white - cord will match unit</li> <li>• optional graphite fabric cord available, specify and add \$189 list</li> </ul>							

GSA Contract SIN #33721

# Conversation Cubby - Upholstered Wall Mount Unit

Description	D	W	H	CTN WT	CU FT	① Model	List Price Per Grade
<b>Triple Conversation Cubby with Veneer Shelf - Upholstered Wall Mount Unit</b>  <ul style="list-style-type: none"> <li>triple section</li> <li>supported by two wall cleats</li> <li>wall fastener hardware provided by installer</li> <li>under mount power center available under the cubby shelf: EC30 unit must be ordered separately, see page 450</li> <li>com ydg: 8</li> </ul> GSA Contract SIN #33721	18 ¼	86	36	140	39	INW8636CUPV	COM \$3,583 A \$3,654 B \$3,794 C \$4,040 D \$4,356 E \$4,672 F \$5,163 G \$5,689 H \$6,251 I \$7,128 J \$8,181
<b>Double Conversation Cubby with Veneer Shelf - Upholstered Wall Mount Unit</b>  <ul style="list-style-type: none"> <li>double section</li> <li>supported by two wall cleats</li> <li>wall fastener hardware provided by installer</li> <li>under mount power center available under the cubby shelf: EC30 unit must be ordered separately, see page 450</li> <li>com ydg: 6 ¼</li> </ul> GSA Contract SIN #33721	18 ¼	58	36	97	27	INW5836CUPV	COM \$2,516 A \$2,572 B \$2,681 C \$2,873 D \$3,120 E \$3,367 F \$3,751 G \$4,162 H \$4,600 I \$5,286 J \$6,108
<b>Conversation Cubby with Veneer Shelf - Upholstered Wall Mount Unit</b>  <ul style="list-style-type: none"> <li>single section</li> <li>supported by two wall cleats</li> <li>wall fastener hardware provided by installer</li> <li>under mount power center available under the cubby shelf: EC30 unit must be ordered separately, see page 450</li> <li>com ydg: 3 ½</li> </ul> GSA Contract SIN #33721	18 ¼	30	36	52	14	INW3036CUPV	COM \$1,605 A \$1,636 B \$1,698 C \$1,805 D \$1,943 E \$2,082 F \$2,297 G \$2,527 H \$2,773 I \$3,156 J \$3,617

## To Order, Specify:

### ① Model Number

### ② Shelf Material:

#### a.) Veneer

1.) Wood Species - Cherry (C), Maple (M), Walnut (W) or Double Cut (DC1)

2.) Wood Finish Color

b.) Solid Laminates - Alabaster (ALB), Bridal Blanco (BBL), Designer White (DWH), Shadow (SHD) or Slate Grey (SLG)

### ④ Fabric Selection - vendor, pattern and color

## ②a Conversation Cubby with Veneer Shelf:

### Flat Cut

#### Cherry

BRL Barley  
BBM Bourbon Medium  
BRM Brighton Medium  
CLA Classic  
CLL Collectors  
EAR Earthy  
HRV Harvest  
LGC Legacy  
PRL Praline  
SAF Saffron

#### White Oak

ACR Acorn  
BUF Buff  
BUR Burlap  
CHE Chestnut  
INK Inkwell  
POR Porter  
RYE Rye  
SAD Saddle  
WWO Whitewash

#### Maple

ALM Ale Medium  
BUT Butterscotch  
CIN Cinnamon  
FLX Flax  
VEN Venetian

#### Double Cut

COF Coffee  
CRM Cremello  
FOS Fossil  
GRH Graphite  
KHK Khaki  
STU Studio Teak

#### Walnut

AUB Auburn  
ESP Espresso  
MCH Mocha  
NTO Night Owl  
SIE Sienna  
TOF Toffee  
TRF Truffle

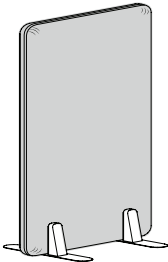


## Specifications

- 12mm birch plywood back panel frame
- two 12 mm sandwiched birch plywood wing panels
- ½" polyurethane foam surface cushioning on back panel and each face of wing panels
- two solid hardwood wall mounting cleats per section
- ¾" thickness 3 ply balanced shelf construction
- veneer edge band on veneer shelf
- 1mm PVC edge band on laminate shelf

## ②b Conversation Cubby with Solid Laminate Shelf:


ALB Alabaster  
BBL Bridal Blanco  
DWH Designer White  
SHD Shadow  
SLG Slate Grey


## Poufy - Freestanding Upholstered Screens


Description	D	W	H	CTN WT	CU FT	① Model	List Price Per Grade
60"h Single - Poufy Freestanding Upholstered Screen	2 1/8	48	60	73	9	INF4860-1SUP	COM \$1,542
 <ul style="list-style-type: none"> <li>• two metal bases with solid wood supports</li> <li>• maple solid wood supports standard</li> <li>• walnut or white oak solid wood supports available, specify and add \$162 list</li> <li>• heavy cushioned surface not recommended for tacking</li> <li>• <b>upholstery can only be cut up the roll for 60"h freestanding screens</b></li> <li>• com ydg: 6 3/4</li> </ul> <p>GSA Contract SIN #33721</p>							A \$1,602
							B \$1,720
							C \$1,928
							D \$2,194
							E \$2,461
							F \$2,875
							G \$3,319
							H \$3,793
							I \$4,533
							J \$5,422
60"h Single - Poufy Freestanding Upholstered Screen	2 1/8	36	60	60	7	INF3660-1SUP	COM \$1,429
 <ul style="list-style-type: none"> <li>• two metal bases with solid wood supports</li> <li>• maple solid wood supports standard</li> <li>• walnut or white oak solid wood supports available, specify and add \$162 list</li> <li>• heavy cushioned surface not recommended for tacking</li> <li>• <b>upholstery can only be cut up the roll for 60"h freestanding screens</b></li> <li>• com ydg: 5 1/2</li> </ul> <p>GSA Contract SIN #33721</p>							A \$1,478
							B \$1,575
							C \$1,743
							D \$1,961
							E \$2,178
							F \$2,515
							G \$2,877
							H \$3,263
							I \$3,867
							J \$4,590
60"h Single - Poufy Freestanding Upholstered Screen	2 1/8	30	60	50	6	INF3060-1SUP	COM \$1,260
 <ul style="list-style-type: none"> <li>• two metal bases with solid wood supports</li> <li>• maple solid wood supports standard</li> <li>• walnut or white oak solid wood supports available, specify and add \$162 list</li> <li>• heavy cushioned surface not recommended for tacking</li> <li>• <b>upholstery can only be cut up the roll for 60"h freestanding screens</b></li> <li>• com ydg: 5</li> </ul> <p>GSA Contract SIN #33721</p>							A \$1,305
							B \$1,392
							C \$1,546
							D \$1,743
							E \$1,941
							F \$2,248
							G \$2,577
							H \$2,928
							I \$3,476
							J \$4,134



## Poufy - Freestanding Upholstered Screens

Description	D	W	H	CTN WT	CU FT	① Model	List Price Per Grade
60"h Double - Poufy Freestanding Upholstered Screen	2 1/8	98	60	134	12	INF4860-2SUP	COM \$2,410
 <ul style="list-style-type: none"> <li>two metal bases with solid wood supports</li> <li>maple solid wood supports standard</li> <li>walnut or white oak solid wood supports available, specify and add \$162 list</li> <li>heavy cushioned surface not recommended for tacking</li> <li><b>upholstery can only be cut up the roll for 60"h freestanding screens</b></li> <li>com ydg: 10 1/4</li> </ul> <p>GSA Contract SIN #33721</p>							A \$2,501
							B \$2,681
							C \$2,995
							D \$3,400
							E \$3,805
							F \$4,434
							G \$5,109
							H \$5,828
							I \$6,952
							J \$8,301

60"h Double - Poufy Freestanding Upholstered Screen	2 1/8	74	60	107	10	INF3660-2SUP	COM \$2,246
 <ul style="list-style-type: none"> <li>two metal bases with solid wood supports</li> <li>maple solid wood supports standard</li> <li>walnut or white oak solid wood supports available, specify and add \$162 list</li> <li>heavy cushioned surface not recommended for tacking</li> <li><b>upholstery can only be cut up the roll for 60"h freestanding screens</b></li> <li>com ydg: 8 1/2</li> </ul> <p>GSA Contract SIN #33721</p>							A \$2,321
							B \$2,471
							C \$2,732
							D \$3,067
							E \$3,403
							F \$3,925
							G \$4,484
							H \$5,081
							I \$6,013
							J \$7,131

60"h Double - Poufy Freestanding Upholstered Screen	2 1/8	62	60	89	9	INF3060-2SUP	COM \$1,899
 <ul style="list-style-type: none"> <li>two metal bases with solid wood supports</li> <li>maple solid wood supports standard</li> <li>walnut or white oak solid wood supports available, specify and add \$162 list</li> <li>heavy cushioned surface not recommended for tacking</li> <li><b>upholstery can only be cut up the roll for 60"h freestanding screens</b></li> <li>com ydg: 7 1/4</li> </ul> <p>GSA Contract SIN #33721</p>							A \$1,963
							B \$2,091
							C \$2,313
							D \$2,599
							E \$2,886
							F \$3,331
							G \$3,808
							H \$4,317
							I \$5,112
							J \$6,066

## To Order, Specify:

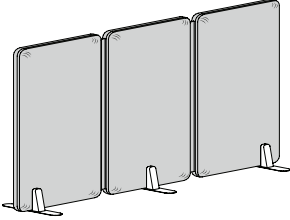
- ① Model Number
- ② Wood Species:
  - a.) STANDARD Maple (M)
  - b.) PREMIUM Walnut (W) - upcharge applies
  - c.) PREMIUM White Oak (WK1) - upcharge applies
- ③ Finish
  - a.) Maple Finish
  - b.) Walnut Finish
  - c.) White Oak Finish
- ④ Fabric Selection - vendor, pattern and color
- ⑤ Metal Color - Arctic Silver (ASL), Matte Black (MBK), Pewter (PEW) or Soft Nickel (SNK)

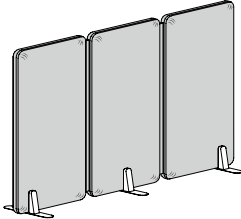
**Note:** Walnut and White Oak Solid hardwoods are PREMIUM materials and upcharges apply. Associated upcharges are located in bullet points under units where applicable.

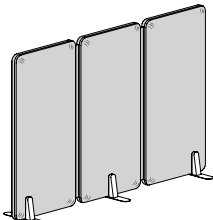
## Specifications

- two 12mm sandwiched birch plywood panel frames
- 1/2" polyurethane foam surface cushions on both faces
- living hinge is high density polyethylene with sewn upholstery
- solid hardwood supports
- 12 gauge metal base feet

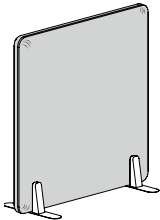
Poufy - Freestanding Upholstered Screens

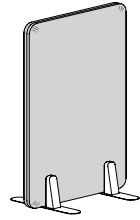
Description	D	W	H	CTN WT	CU FT	① Model	List Price Per Grade
60"h Triple - Poufy Freestanding Upholstered Screen	2 1/8	148	60	199	16	INF4860-3SUP	COM \$3,475
 <ul style="list-style-type: none"> <li>• three metal bases with solid wood supports</li> <li>• maple solid wood supports standard</li> <li>• walnut or white oak solid wood supports available, specify and add \$242 list</li> <li>• heavy cushioned surface not recommended for tacking</li> <li>• <b>upholstery can only be cut up the roll for 60"h freestanding screens</b></li> <li>• com ydg: 14</li> </ul> <p>GSA Contract SIN #33721</p>							A \$3,599
							B \$3,845
							C \$4,274
							D \$4,827
							E \$5,380
							F \$6,240
							G \$7,161
							H \$8,144
							I \$9,679
							J \$11,521

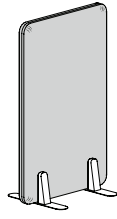
60"h Triple - Poufy Freestanding Upholstered Screen	2 1/8	112	60	158	13	INF3660-3SUP	COM \$2,850
 <ul style="list-style-type: none"> <li>• three metal bases with solid wood supports</li> <li>• maple solid wood supports standard</li> <li>• walnut or white oak solid wood supports available, specify and add \$242 list</li> <li>• heavy cushioned surface not recommended for tacking</li> <li>• <b>upholstery can only be cut up the roll for 60"h freestanding screens</b></li> <li>• com ydg: 11 3/4</li> </ul> <p>GSA Contract SIN #33721</p>							A \$2,954
							B \$3,160
							C \$3,521
							D \$3,985
							E \$4,449
							F \$5,170
							G \$5,944
							H \$6,768
							I \$8,057
							J \$9,603

60"h Triple - Poufy Freestanding Upholstered Screen	2 1/8	94	60	132	11	INF3060-3SUP	COM \$2,791
 <ul style="list-style-type: none"> <li>• three metal bases with solid wood supports</li> <li>• maple solid wood supports standard</li> <li>• walnut or white oak solid wood supports available, specify and add \$242 list</li> <li>• heavy cushioned surface not recommended for tacking</li> <li>• <b>upholstery can only be cut up the roll for 60"h freestanding screens</b></li> <li>• com ydg: 10 3/4</li> </ul> <p>GSA Contract SIN #33721</p>							A \$2,886
							B \$3,075
							C \$3,405
							D \$3,829
							E \$4,254
							F \$4,914
							G \$5,621
							H \$6,376
							I \$7,555
							J \$8,969

## Poufy - Freestanding Upholstered Screens

Description	D	W	H	CTN WT	CU FT	① Model	List Price Per Grade
48"h Single - Poufy Freestanding Upholstered Screen	2 1/8	48	48	62	7	INF4848-1SUP	COM \$1,453
 <ul style="list-style-type: none"> <li>two metal bases with solid wood supports</li> <li>maple solid wood supports standard</li> <li>walnut or white oak solid wood supports available, specify and add \$162 list</li> <li>heavy cushioned surface not recommended for tacking</li> <li>com ydg: 5 3/4</li> </ul> <p>GSA Contract SIN #33721</p>							A \$1,504
							B \$1,605
							C \$1,782
							D \$2,009
							E \$2,236
							F \$2,589
							G \$2,967
							H \$3,371
							I \$4,001
							J \$4,758

48"h Single - Poufy Freestanding Upholstered Screen	2 1/8	36	48	51	6	INF3648-1SUP	COM \$1,360
 <ul style="list-style-type: none"> <li>two metal bases with solid wood supports</li> <li>maple solid wood supports standard</li> <li>walnut or white oak solid wood supports available, specify and add \$162 list</li> <li>heavy cushioned surface not recommended for tacking</li> <li>com ydg: 4 3/4</li> </ul> <p>GSA Contract SIN #33721</p>							A \$1,402
							B \$1,486
							C \$1,632
							D \$1,819
							E \$2,007
							F \$2,298
							G \$2,611
							H \$2,944
							I \$3,465
							J \$4,090

48"h Single - Poufy Freestanding Upholstered Screen	2 1/8	30	48	44	5	INF3048-1SUP	COM \$1,250
 <ul style="list-style-type: none"> <li>two metal bases with solid wood supports</li> <li>maple solid wood supports standard</li> <li>walnut or white oak solid wood supports available, specify and add \$162 list</li> <li>heavy cushioned surface not recommended for tacking</li> <li>com ydg: 4 1/2</li> </ul> <p>GSA Contract SIN #33721</p>							A \$1,290
							B \$1,369
							C \$1,507
							D \$1,685
							E \$1,863
							F \$2,139
							G \$2,435
							H \$2,751
							I \$3,244
							J \$3,837

## To Order, Specify:




- ① Model Number
- ② Wood Species:
  - a.) STANDARD Maple (M)
  - b.) PREMIUM Walnut (W) - upcharge applies
  - c.) PREMIUM White Oak (WK1) - upcharge applies
- ③ Finish
  - a.) Maple Finish
  - b.) Walnut Finish
  - c.) White Oak Finish
- ④ Fabric Selection - vendor, pattern and color
- ⑤ Metal Color - Arctic Silver (ASL), Matte Black (MBK), Pewter (PEW) or Soft Nickel (SNK)

**Note:** Walnut and White Oak Solid hardwoods are PREMIUM materials and upcharges apply. Associated upcharges are located in bullet points under units where applicable.

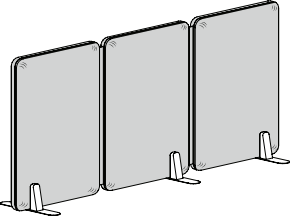
## Specifications

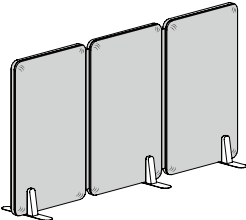
- two 12mm sandwiched birch plywood panel frames
- 1/2" polyurethane foam surface cushions on both faces
- living hinge is high density polyethylene with sewn upholstery
- solid hardwood supports
- 12 gauge metal base feet

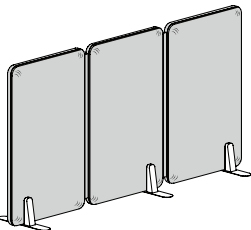
## Poufy - Freestanding Upholstered Screens

Description	D	W	H	CTN WT	CU FT	① Model	List Price Per Grade
48"h Double - Poufy Freestanding Upholstered Screen	2 ⅝	98	48	112	10	INF4848-2SUP	COM \$2,241
 <ul style="list-style-type: none"> <li>· two metal bases with solid wood supports</li> <li>· maple solid wood supports standard</li> <li>· walnut or white oak solid wood supports available, specify and add \$162 list</li> <li>· heavy cushioned surface not recommended for tacking</li> <li>· com ydg: 8 ½</li> </ul> <p>GSA Contract SIN #33721</p>							A \$2,316
							B \$2,466
							C \$2,727
							D \$3,062
							E \$3,398
							F \$3,920
							G \$4,479
							H \$5,076
							I \$6,008
							J \$7,126
48"h Double - Poufy Freestanding Upholstered Screen	2 ⅝	74	48	89	8	INF3648-2SUP	COM \$2,119
 <ul style="list-style-type: none"> <li>· two metal bases with solid wood supports</li> <li>· maple solid wood supports standard</li> <li>· walnut or white oak solid wood supports available, specify and add \$162 list</li> <li>· heavy cushioned surface not recommended for tacking</li> <li>· com ydg: 7 ¼</li> </ul> <p>GSA Contract SIN #33721</p>							A \$2,183
							B \$2,311
							C \$2,533
							D \$2,819
							E \$3,106
							F \$3,551
							G \$4,028
							H \$4,537
							I \$5,332
							J \$6,286
48"h Double - Poufy Freestanding Upholstered Screen	2 ⅝	62	48	76	7	INF3048-2SUP	COM \$1,861
 <ul style="list-style-type: none"> <li>· two metal bases with solid wood supports</li> <li>· maple solid wood supports standard</li> <li>· walnut or white oak solid wood supports available, specify and add \$162 list</li> <li>· heavy cushioned surface not recommended for tacking</li> <li>· com ydg: 6</li> </ul> <p>GSA Contract SIN #33721</p>							A \$1,914
							B \$2,020
							C \$2,204
							D \$2,441
							E \$2,678
							F \$3,046
							G \$3,441
							H \$3,862
							I \$4,520
							J \$5,310

## Poufy - Freestanding Upholstered Screens

Description	D	W	H	CTN WT	CU FT	① Model	List Price Per Grade
48" Triple - Poufy Freestanding Upholstered Screen	2 1/8	148	48	166	13	INF4848-3SUP	COM \$3,227
 <ul style="list-style-type: none"> <li>• three metal bases with solid wood supports</li> <li>• maple solid wood supports standard</li> <li>• walnut or white oak solid wood supports available, specify and add \$242 list</li> <li>• heavy cushioned surface not recommended for tacking</li> <li>• com ydg: 11 1/2</li> </ul> <p>GSA Contract SIN #33721</p>							A \$3,329
							B \$3,531
							C \$3,884
							D \$4,338
							E \$4,792
							F \$5,498
							G \$6,255
							H \$7,062
							I \$8,323
							J \$9,837

48" Triple - Poufy Freestanding Upholstered Screen	2 1/8	112	48	131	11	INF3648-3SUP	COM \$3,059
 <ul style="list-style-type: none"> <li>• three metal bases with solid wood supports</li> <li>• maple solid wood supports standard</li> <li>• walnut or white oak solid wood supports available, specify and add \$242 list</li> <li>• heavy cushioned surface not recommended for tacking</li> <li>• com ydg: 9 3/4</li> </ul> <p>GSA Contract SIN #33721</p>							A \$3,145
							B \$3,317
							C \$3,616
							D \$4,001
							E \$4,386
							F \$4,985
							G \$5,626
							H \$6,310
							I \$7,380
							J \$8,663

48" Triple - Poufy Freestanding Upholstered Screen	2 1/8	94	48	112	9	INF3048-3SUP	COM \$2,723
 <ul style="list-style-type: none"> <li>• three metal bases with solid wood supports</li> <li>• maple solid wood supports standard</li> <li>• walnut or white oak solid wood supports available, specify and add \$242 list</li> <li>• heavy cushioned surface not recommended for tacking</li> <li>• com ydg: 8 3/4</li> </ul> <p>GSA Contract SIN #33721</p>							A \$2,801
							B \$2,954
							C \$3,223
							D \$3,568
							E \$3,914
							F \$4,451
							G \$5,027
							H \$5,641
							I \$6,601
							J \$7,752

## To Order, Specify:

- ① Model Number
- ② Wood Species:
  - a.) STANDARD Maple (M)
  - b.) PREMIUM Walnut (W) - upcharge applies
  - c.) PREMIUM White Oak (WK1) - upcharge applies
- ③ Finish
  - a.) Maple Finish
  - b.) Walnut Finish
  - c.) White Oak Finish
- ④ Fabric Selection - vendor, pattern and color
- ⑤ Metal Color - Arctic Silver (ASL), Matte Black (MBK), Pewter (PEW) or Soft Nickel (SNK)

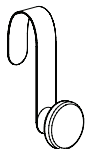
**Note:** Walnut and White Oak Solid hardwoods are PREMIUM materials and upcharges apply. Associated upcharges are located in bullet points under units where applicable.

## Specifications

- two 12mm sandwiched birch plywood panel frames
- 1/2" polyurethane foam surface cushions on both faces
- living hinge is high density polyethylene with sewn upholstery
- solid hardwood supports
- 12 gauge metal base feet

## Freestanding Screen Accessories

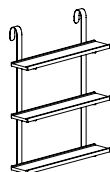
Description	D	W	H	CTN WT	CU FT	① Model	List Price
Knob - Freestanding Screen Accessory	3 7/8	2 1/2	7	2	1	INA0307F-KNOB	\$202



- supported by a metal hook
- solid maple knob standard
- solid walnut or white oak knob available, specify and add \$17 list
- maximum weight rating 10 lbs. (evenly distributed load)

GSA Contract SIN #33721

Shelves - Freestanding Screen Accessories	6 5/8	24	32	9	4	INA2432F-3SHELF	\$693
	6 5/8	24	20	7	3	INA2420F-2SHELF	\$543
	6 5/8	24	8	5	2	INA2408F-1SHELF	\$385

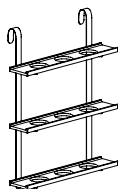


-3SHELF shown

- supported by two metal hooks
- shelf depth 4 3/4"
- solid maple shelves standard
- walnut or white oak shelves available, specify and add \$102 list
- maximum weight rating 10 lbs. per shelf (evenly distributed load)

GSA Contract SIN #33721

Planter Shelves - Freestanding Screen Accessories	6 5/8	24	32	9	4	INA2432F-3PLANTER	\$728
	6 5/8	24	20	7	3	INA2420F-2PLANTER	\$567
	6 5/8	24	8	5	2	INA2408F-1PLANTER	\$397

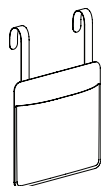


-3PLANTER shown

- supported by two metal hooks
- planter shelf with nine 3 1/2" holes for plant containers
- solid maple planter shelves standard
- walnut or white planter oak shelves available, specify and add \$102 list
- maximum weight rating 10 lbs. per shelf (evenly distributed load)


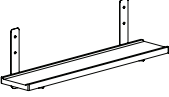
GSA Contract SIN #33721

Pouch - Freestanding Screen Accessory	3 3/8	14	20	2	1	INA1111F-POUCH	\$455
---------------------------------------	-------	----	----	---	---	----------------	-------



- supported by two metal hooks
- aniline dye leather
- maximum weight rating 10 lbs. (evenly distributed load)

GSA Contract SIN #33721

Description	D	W	H	CTN WT	CU FT	① Model	List Price
<b>Scone Lamp - Freestanding Screen Accessory</b>  	17 7/8	15	22	9	4	INA1522F-SCONCE	\$658
<ul style="list-style-type: none"> <li>supported by a metal hook</li> <li>15' cord</li> <li>cord mounted rocker on/off switch - three prong plug fabric power cord</li> <li>specify graphite, yellow or indigo fabric cord color</li> <li>on/off switch on 32" from light - field assembly required</li> <li>maximum 60 watt light bulb, NOT included/LED bulb recommended</li> <li>select Maharam Mode SHADE FABRIC COLOR</li> <li>maple scone support stand</li> <li>walnut or white oak scone support available, specify and add \$21 list</li> </ul>							
GSA Contract SIN #33721							
<b>Tray - Poufy and Square Upholstered Wall Mount Tile Accessory</b>  	4 3/4	24	1	5	2	INA0524T	\$331
<ul style="list-style-type: none"> <li>for use with square laminate marker, cork and tackable screen accessories</li> <li>supported by two metal brackets</li> <li>tray can be field installed on any 24" or wider tile except glass marker tiles</li> <li>tray can not be installed on intermediate positioned tiles (space is required below tile for clearance)</li> <li>maximum weight rating 10 lbs. (evenly distributed load)</li> <li>walnut or white oak tray available, specify and add \$34 list</li> </ul>							
GSA Contract SIN #33721							

**To Order, Specify:**

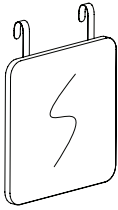
① Model Number

**Specifications**

- extruded PVC 1/2" thick panel
- natural cork 1/4" thick tackable face
- extruded aluminum mounting Z clips

## Freestanding Screen Accessories

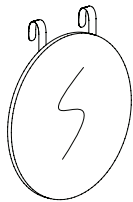
Description	D	W	H	CTN WT	CU FT	① Model	List Price
Square - Laminate Marker Tile Freestanding Screen Accessory	2 7/8	24	24	17	2	INA2424F-SQM	\$462



- supported by two metal hooks
- white markerboard high pressure laminate
- white edge band

GSA Contract SIN #33721

Round - Laminate Marker Tile Freestanding Screen Accessory	2 7/8	24	24	17	2	INA24F-RDM	\$455
---	-------	----	----	----	---	------------	-------



- supported by two metal hooks
- white markerboard high pressure laminate
- white edge band

GSA Contract SIN #33721

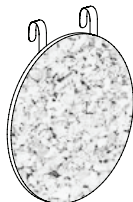
Square - Cork Tile Freestanding Screen Accessory	2 7/8	24	24	8	2	INA2424F-SQC	\$433
---	-------	----	----	---	---	--------------	-------



- supported by two metal hooks
- extruded PVC 1/2" thick panel
- natural cork 1/4" thick tackable face

GSA Contract SIN #33721

Round - Cork Tile Freestanding Screen Accessory	2 7/8	24	24	7	2	INA24F-RDC	\$433
--	-------	----	----	---	---	------------	-------

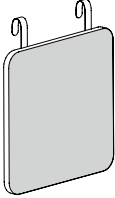


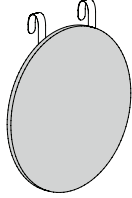
- supported by two metal hooks
- extruded PVC 1/2" thick panel
- natural cork 1/4" thick tackable face

GSA Contract SIN #33721



## Freestanding Screen Accessories

Description	D	W	H	CTN WT	CU FT	① Model	List Price Per Grade
<b>Square - Tackboard Tile</b> Freestanding Screen Accessory	27½	48	48	11	2	INA2424F-SQUT	COM \$427
 <ul style="list-style-type: none"> <li>· supported by two metal hooks</li> <li>· ½" soft tack core face</li> <li>· ¼" hardwood backer panel</li> <li>· covered with surface glued and stapled upholstery</li> <li>· com ydg: 1 ½</li> </ul> <p>GSA Contract SIN #33721</p>							A \$436
							B \$454
							C \$485
							D \$524
							E \$564
							F \$625
							G \$691
							H \$761
							I \$871
							J \$1,002

<b>Round - Tackboard Tile</b> Freestanding Screen Accessory	27½	24	24	11	2	INA24F-RDUT	COM \$428
 <ul style="list-style-type: none"> <li>· supported by two metal hooks</li> <li>· ½" soft tack core face</li> <li>· ¼" hardwood backer panel</li> <li>· covered with surface glued and stapled upholstery</li> <li>· com ydg: 1 ½</li> </ul> <p>GSA Contract SIN #33721</p>							A \$442
							B \$468
							C \$514
							D \$573
							E \$633
							F \$725
							G \$823
							H \$929
							I \$1,093
							J \$1,291

## To Order, Specify:

- ① Model Number
- ② Fabric Selection - vendor, pattern and color
- ③ Metal Color - Arctic Silver (ASL), Matte Black (MBK), Pewter (PEW) or Soft Nickel (SNK)

## Specifications

- 16 gauge stamped metal mounting hooks