

*price list* effective May 3, 2021

# SEATING

---

V2 J-Z



## Seating Price List | Volume 2: J-Z

### General Information

Environmental Mission . . . . .	4
Warranty. . . . .	5
Laminate and Veneer Characteristics . . . . .	5
Samples. . . . .	6
Order Procedures . . . . .	6
Quickship Program. . . . .	6
Delivery . . . . .	6
Freight Damage . . . . .	7
Repairs and Returns . . . . .	7
Care and Maintenance. . . . .	7
Fire Retardancy / CAL 133 . . . . .	8
Textile Information / COM and COL Policy. . . . .	9

### Textile and Leather Swatch Card Programs

Maharam . . . . .	11-12
Momentum . . . . .	13-17
Spradling and Stinson . . . . .	18
Ultrafabrics . . . . .	19
Cortina . . . . .	20

### Fabric Grading

Arc-Com. . . . .	21
DesignTex . . . . .	22
Maharam . . . . .	23
Mayer . . . . .	24
Momentum . . . . .	25

### Fabric Grading (cont.)

Spradling . . . . .	27
Stinson . . . . .	26
Ultrafabrics . . . . .	27

### Leather Grading

Cortina . . . . .	28
-------------------	----

### Custom Options . . . . . 29

### Specification Tools. . . . . 30

### GSA Terms and Conditions . . . . . 31-34

## J

<b>Jude</b> . . . . .	35
Guest . . . . .	36
Stools . . . . .	37-38
Lounge . . . . .	39

## K

<b>Knox</b> . . . . .	40
Guest . . . . .	48-76
Occasional Tables . . . . .	77
Stools . . . . .	78-89
Swivel . . . . .	90-91

<b>Kyla</b> . . . . .	92
Stools . . . . .	93-94

## L

<b>Laurel</b> . . . . .	95
Guest . . . . .	96-99
Occasional Tables . . . . .	100
<b>Luci</b> . . . . .	101
Lounge . . . . .	102
Tables . . . . .	102

## M

<b>Mackey</b> . . . . .	103
Stools . . . . .	105

<b>Madison</b> . . . . .	106
Swivel . . . . .	107-109
Guest . . . . .	111-115

<b>Melrose</b> . . . . .	116
Guest . . . . .	117-120
Stools . . . . .	117-120

<b>Milk</b> . . . . .	121
Guest . . . . .	122-123

<b>Millie</b> . . . . .	124
Guest . . . . .	125
Stools . . . . .	126-127

## M (continued)

<b>Moto</b> . . . . .	128
Lounge . . . . .	146-161
Occasional Tables . . . . .	162-165
Casegoods . . . . .	166-192

<b>Murphy</b> . . . . .	193
Guest . . . . .	194
Stools . . . . .	194

## N

<b>Newton</b> . . . . .	195
Swivel . . . . .	196-197

## O

<b>Olympian</b> . . . . .	198
Lounge . . . . .	199-202, 204-213
Occasional Tables . . . . .	214

<b>Oxley</b> . . . . .	216
Benches . . . . .	220-221

## P

<b>Pillows</b> . . . . .	222
--------------------------	-----

<b>Portrait</b> . . . . .	228
Swivel . . . . .	228
Guest . . . . .	231
Lounge . . . . .	233

<b>Protocol</b> . . . . .	232
Swivel . . . . .	234-249

<b>Proxy</b> . . . . .	250
Swivel . . . . .	252-277

## R

<b>Ramona</b> . . . . .	278
Guest . . . . .	279-280

<b>Ria</b> . . . . .	281
Guest . . . . .	282

## S

<b>Solara</b> . . . . .	283
Guest . . . . .	284
Lounge . . . . .	286-287
Occasional Tables . . . . .	288

<b>Sosa</b> . . . . .	289
Guest . . . . .	290-292

## T

<b>Tara</b> . . . . .	293
Swivel . . . . .	294-299
Guest . . . . .	301

<b>Totem</b> . . . . .	302
Guest . . . . .	303

<b>Trinity</b> . . . . .	304
Guest . . . . .	305

<b>Tyler</b> . . . . .	306
Swivel . . . . .	307-308

## W

<b>Waltham</b> . . . . .	309
Swivel . . . . .	310-311
Guest . . . . .	313

<b>Wink</b> . . . . .	314
Guest . . . . .	316-317
Stools . . . . .	318-321

## Z

<b>Ziva</b> . . . . .	322
Lounge . . . . .	332-363
Occasional Tables . . . . .	364-365

<b>Index</b> . . . . .	366-368
------------------------	---------



## Environmental Mission

Our vision and goal is a sustaining supplier, manufacturer and customer for the long term protection and preservation of our environment for future generations.

### MISSION

To achieve this vision, we are dedicated to ensuring the health and wellbeing of all of our partners, reducing negative impact on the environment, and maintaining price structure by increasing efficiencies and reducing consumption.

JSI, and it's parent company, is an internal manufacturer and has been an environmentally conscious organization for more than 80 years.

We are proud to use wood as our primary sustainable material resource and all corporate policies and procedures support the efforts to "recover, recycle, reuse, repurpose, reduce, refuse, and re-engineer". In doing this, we are committed to the conservation of the environment and its natural resources as well as encouraging our suppliers and customers to do the same. A goal of a "Sustainable Partnership", supplier, manufacturer and customer, is essential for the long term protection preservation and sustainability of our environment for future generations.

### LOCATION

Our manufacturing facilities are located in the center of Southern Indiana. With our diverse product offering and manufacturing capabilities, we provide a single source for all of your project needs allowing you to conserve our fossil fuels and reduce greenhouse gases.

### PACKAGING

We place emphasis on the minimal use of disposable packaging while still providing adequate protection to the finished product. Our corrugated packaging is recyclable, reusable, and up to 100% recycled content. We reuse or recycle more than 175 tons of corrugated material annually.

### REGULATORY

All of our manufacturing facilities are in compliance with applicable OSHA regulations and meet or exceed all applicable DEM and EPA regulations for air emissions, storm water and hazardous waste disposal.

### MANUFACTURING FACILITIES

Our manufacturing facilities are geared toward eco-efficiency and are encouraged to continually improve and conserve. Solid wood not used in the direct manufacturing process is recovered for the operation of our dry kilns, thus reducing greenhouse gases, the use of fossil fuels, and the burden of waste placed on landfills. Composite panels not used in the direct manufacturing process are ground and sold for use as animal bedding and boiler fuel. In addition to other energy savings techniques, our manufacturing facilities use high efficient lighting, make use of power factor capacitors, and encourage all to conserve and reduce energy consumption and water usage. Condensation pumps are used to aid in water conservation as well as extending boiler life.

### MANUFACTURING PROCESSES

Our finish processes utilize efficient spray guns and proper spray techniques to reduce wasted material. Excess finish material, solvents, and waste are recycled. Many of the assembly processes use water based glues that contain no hazardous ingredients.

### TEXTILES

Many of our fabric options utilize up to 100% recycled content. Our leather alternative program includes selections that contain no toxic materials, plasticizers, heavy metals, or formaldehyde and have a 100% biodegradable back cloth. Some of the available panel fabric used, if discarded is a biological nutrient for the soil. Most of the components (foam, batting, and polycord) used in upholstered products are recyclable. Excess fabrics and leathers not utilized in the upholstery process go to recyclers and local charities for additional use.

### WOOD

Wood is the most diverse, most process friendly, and most widely utilized natural resource in mankind's history. No other natural resource can match the environmental advantages of wood, including being renewable, recyclable, natural, carbon negative, and biodegradable. Utilizing the sun's energy, trees grow and remove carbon dioxide from the air while giving off oxygen to benefit the entire planet. Approximately 49% of wood's dry weight is carbon and harvesting mature trees in a sustainable forest, which has slowed in the absorption of carbon dioxide, allows the photosynthetic cycle to continue at full optimization and allow for the carbon to remain sequestered. We are proud to use wood as our primary "sustainable" renewable resource.

### WOOD OPTIONS

Many environmentally friendly solid wood and engineered wood options are available for quote, including: Lyptus®, Plyboo®, reclaimed woods, agricultural and post-consumer waste fiber products, etc.

### INDOOR AIR QUALITY

Our goal is to reduce the impact our products will have on the indoor air quality. We practice the latest technologies and utilize a third party to assure we meet this goal. GreenGuard, one of the leaders in IAQ certification, continues to certify our product offering with UL2818 - GreenGuard Indoor Air Quality certification.

### PARTNERSHIPS

BIFMA

*Business and Institutional Furniture Manufacturer Association*

USGBC

*United States Green Building Council*

IIDA

*International Interior Design Association*

FSC

*Forest Stewardship Council - Forestland*

*UL GreenGuard*

*Indiana Department of Natural/Resources - Division of Forestry - Classified Forest, Wildlands Program*

## Warranty

JSI warrants to the original purchaser that each piece of furniture will be free from defects in workmanship, given normal use and care for as long as the original customer owns and uses the product. Normal use is defined as the equivalent of a single shift, 40-hour work week.

JSI will, at its option, repair or replace with comparable product within the terms of the warranty.

### Exceptions to Warranty:

#### 12 Years (from date of purchase)

- Wood Seating
- Seating Controls
- Veneer Surfaces
- Laminate Surfaces
- Pneumatic Cylinders

#### 5 Years (from date of purchase)

- Glides · Casters · Task Lights
- Mesh/Knit Material · Foam
- Florette Plastic Frame Chairs
- Electrical Components
- Electric Height Adjustable Bases

### This Warranty Does Not Cover:

- Natural variations in color, grain or texture of wood and other covering materials over which JSI has no control.
- Normal wear, color fastness, shrinkage, puddling, wrinkling and stretching of upholsteries including fabric, vinyl, leather and other textiles. This warranty does not cover any defects that may arise in the use of COM or COL upholstery materials. Textile manufacturer's warranty will apply.
- Damages resulting from transportation, improper assembly, installation, handling, accident, user modification attachments, misuse, or neglect of product care.
- Damage resulting from extreme climate conditions.
- Finish damages resulting from normal wear and tear, improper maintenance, water damage, exposure to sunlight, extreme high or low humidity or temperature, or other acts of nature.
- Damage created by loading file drawers with anything other than hanging folders.

JSI makes no expressed or implied warranties to any product and, in particular, makes no warranty of merchantability of fitness for any particular purpose. JSI will not be liable for any consequential or incidental damages under this warranty.


## Unique Characteristic of Natural Woods and Veneers

JSI uses high quality wood and veneer harvested from sustainably managed forests. Every tree has unique and defining characteristics, like fingerprints. These characteristics can be defined by differences in color, grain configurations, and texture. These characteristics will be more noticeable if the product has a clear or lighter finish.

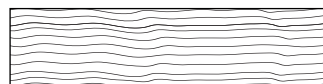
Maple and Cherry species have a higher degree of uneven distribution of grain, small color streaks, and pin knots.

At JSI, we take care of selecting woods and veneers that are used in our products. With this in mind, we hope you appreciate the beauty of each tree's fingerprints. Products will not be replaced due to these natural characteristics.

Veneers can be sliced in a variety of ways to create unique patterns. JSI uses several different patterns, as shown below.



flat cut



quarter cut



rift cut

JSI uses select beech, cherry, maple, oak and walnut cut wood products to produce the desired look of our furniture products.

Please reference the featured highlights of each product line to identify the species and grain patterns available for that product.

## Finish - Top Coat

To reduce hazardous formaldehyde emissions, we use our proprietary specially designed top coat, DuraTex™. Our finish significantly reduces hazardous formaldehyde emissions and helps improve indoor air quality.

## Finish - Color/Stains

A wide range of stains are available to bring out the beautiful characteristics of each wood species. We coordinate finish color between our veneer stains and solid lumber stains; however, not all may be a perfect match. The stains are continually reviewed for accuracy of color, as well as a constant monitoring of the latest color trends in the furniture market.

## Finish - Matching

Due to the natural characteristics of wood, environmental effects, and material upgrades, JSI cannot guarantee exact finish matches on existing furniture previously ordered.

If an exact match is required to accompany existing furniture, it must be specified at the time of order placement, so specific internal procedures can be followed to ensure a proper and acceptable finish match. We reserve the right to change our finish formula at any time to improve safety, quality, and appearance. Unless a finish match for existing furniture is requested at the time of ordering, we accept no liability for finish that may not match the existing furniture from prior orders.

Solid lumber may inherently have mineral streaks, pits, and various other natural occurrences. Care is taken in selecting the solid lumber parts to coordinate with the requested finish. This internal selection process is subject to availability of solid lumber parts.

## Custom/Special Finishes

JSI, upon request, will accommodate special finishes. A written request is required to proceed with custom finish orders. A sample reference is required for first time matches and must be included with the written request.

There is a one time charge of **\$321 list per order** for any non-standard wood finish.

Orders will be entered noting the special finish. A sample match will be provided to the customer. Written approval is needed before the finish process can be started. Delays in approval may have an impact on lead times.

Every effort will be made to create the requested match; however, an acceptable match may not be possible because of natural variations of wood. These natural variations can also cause minor differences in the final finish product.

## Samples

Samples of standard wood finishes, paint colors, metal colors, and standard laminate are available upon request. The fastest way for requests to be filled is by using our website. See below for options to request samples.

Website – [jsifurniture.com](http://jsifurniture.com) (click the resource tab)

JSI Sales representatives

Phone – 800.457.4511 – Customer Service

Fax – 812.771.4652

## Pricing

Prices found in this document or on our website are list prices in U.S. dollars for standard product delivery to one destination. Prices do not include storage, installation, or taxes. Possession of this price list does not constitute an offer to sell. Orders can only be received from approved authorized JSI dealers.

Prices and product information in this document, as well as our website, are subject to change without notice. Reference website for most up to date product offering and pricing.

## Orders

Detailed specification pages are available in the price list at the beginning of each series.

Additional information may be obtained by consulting the Customer Service Department or our website.

Indicate shipping address if different from billing address.

Send Orders To:

US Mail – JSI  
225 Clay Street  
Jasper, IN 47546  
Fax – 812-482-1548  
Email – orders@jaspergroup.us.com

JSI reserves the right to make changes in dimensions, styles, or specifications if we believe these changes will improve the safety, quality, or appearance of the product.

Acceptance of orders will be subject to credit approval, barring any acts of governments, or any other causes beyond our control (e.g. strikes, fire, embargo of materials, etc).

## Product Modifications

While we offer a wide range of products to accommodate many possible solutions, we also recognize the needs for our products to be modified from our standard offering.

In the series introduction section of each product, we address modification options for that series.


To see if the desired modification is possible, please contact our Customer Service Department for a quote. Note that order quantities and material availability can affect the quote. Additional information may be requested to fully quote modifications.

## Order Acknowledgments

All orders will be acknowledged promptly upon entry of a clean order. The acknowledgment will show how the order was entered, ship date and any other information pertinent to the order. It is the purchaser's responsibility to verify all the information on the acknowledgment carefully and notify us immediately, in writing, of any discrepancies.

Every reasonable effort is made to ship as acknowledged; however, the acknowledged ship date is approximate. Company will generally ship within five (5) working days of the acknowledged ship date. If a firm ship date is necessary, customer must inform company at time of order and company will make all reasonable efforts to meet each customer's request. Acknowledged shipping dates are contingent upon the force majeure conditions contained in these terms and conditions.

## Quickship

Items indicated with a Quickship symbol  ship within 10 business days of receipt of a clean, credit approved purchase order. Product for up to 20 offices or 40 seats can be selected from the following series: Boston, Bourne, Connect, Corbin, Encore, Garvey R5, Gatsby, Harbor, Indie, Madison, Moto, Newton, Proxy, Protocol, Ria, Ramona, Sosa, Tyler, and Ziva. See individual product pages for those models, finishes, and options available. Quickship fabrics are listed on pages 11 to 19. Available capacity is filled by orders as they are received. If normal 10 day Quickship is not available because capacity has been filled, you will be immediately notified. Changes and cancellations to Quickship orders are not allowed under any circumstances.

## Delivery

Our freight policy consists of prepaid freight to the 48 contiguous states; all other shipments are prepaid to port of exit ONLY. JSI reserves the right to select the appropriate carrier and shipment routes, most shipments are on freight carriers that are dedicated furniture specialists. Standard deliveries require a DOCK that can accommodate **75 foot trucks**. Ownership and inspection of product is the responsibility of the buyer upon pickup by the freight carrier. Pricing in this book is for standard delivery only. Standard delivery does **not** include non-dock delivery, inside delivery, residential delivery or installation of product. Fees and changes for non-standard deliveries are listed below.

## Standard Delivery Time

Between 8AM and 3PM Monday through Friday. Special delivery requests can be subject to additional fees to accommodate requests.

## Cancellations and Changes

All orders are considered firm and are not subject to cancellation or change without approval from JSI. All approved changes are subject to additional charges and revised lead times

## No Touch Freight

Our freight is considered "no touch". Therefore, customers are to be prepared to unload freight from inside the truck prior to arrival. In the instance that a driver must unload the shipment, driver assists fees will apply (see fees below).

## Detention Fees

- Carriers are given two-hour maximum time allotment to unload for one-stop truckloads.
- Carriers are given one hour maximum time allotment to unload for multi-stop truckloads
- \*Detention fees apply after allotted unloading time and will be at buyer's expense.

## On-Site Deliveries

Shipments to the installation site, and time deliveries are available on full truckloads or slightly less, at no additional charge. Shipments or timed deliveries for smaller shipments may not be available, or if available may require an additional charge.

## Residential Deliveries

Our freight policy prohibits the delivery of freight to a residential property.

## Fees

Orders of less than \$1,000 net . . . . . \$78 net  
 Weekday deliveries outside of standard delivery times . . . . . \$250  
 Weekend deliveries (Saturday or Sunday) . . . . . \$500  
 Liftgate Deliveries. . . . . \$100 minimum 5% of net price  
 Driver Assist . . . . . \$75  
 Jobsite Non-Dock Delivery . . . . . \$100  
 Inside Delivery (first floor inside only) - no installation  
 or carton removal. . . . . \$125 minimum 5% of net price

## Warehouse/Storage Fees

Additional storage time with a provided two-week approved notice is calculated at 3% per month of the product amount or per day.

## Please be Advised

- Reconsignment fees are the responsibility of the buyer.
- Any charges arising from failure to meet shipment, re-routing while in transit or carrier storage charges are the responsibility of the buyer.
- Contact Customer Service to inquire about skidding of products, special crating of products and product installation. These requests must be approved by JSI and made at the time of order.
- Carriers have the right to refuse delivery to a specified location if it conflicts with their liability policy.

## Freight Damage

JSI products are packed in cartons and meet or exceed existing codes for furniture and seating products. All shipments are delivered to the carrier in good condition and our liability ceases thereafter. If delivery arrives short or damaged, contact the carrier immediately to file a claim. In the event of concealed damage, notify the carrier and request immediate inspection. Failure to file a claim within 15 days after receipt of merchandise constitutes acceptance and a waiver of any such claims. Please inspect merchandise immediately upon receipt, otherwise there is no recourse. Keep all cartons and packing material, discarding these materials may negate your claim.

Storage of product in areas of uncontrolled humidity and temperature may cause damage to the product and void the JSI warranty.

## Repairs

JSI will not issue credit allowance for any type of repairs without prior written consent.

Sales order, product model numbers, and reason for repair will be expected in order to process the repair request. A digital photo will help to expedite the request. JSI reserves the right to recommend solutions for repair.

## Returns

No merchandise may be returned to JSI without a signed Return Good Authorization (RGA) form issued by our Customer Service Department. Any authorized return not due to damage or defect will be assessed a 45% restocking fee and all return freight charges must be prepaid. Additional restocking fees may apply for any modification, special or custom built product.

Liability for defective merchandise shall be limited to replacement or repair.

Under no circumstance can we accept COD (Cash On Delivery) returns. Any such shipment will be refused.

## Replacement Parts

Obtain information and pricing on replacement parts by contacting Customer Service. Please have the model number available when requesting replacement parts. Additional information may be required to ensure proper replacement parts.

## Care and Maintenance

### Care of Upholstery Surfaces

Cleanability will vary based on the fabric type. For best results, a professional service is recommended. Dirt and crumbs may be gently brushed or vacuumed off. Spills should be wiped up immediately with a cloth. Vinyl textiles can be cleaned with warm soapy water and then wiped down with a warm damp cloth. For more details on any JSI carded fabric and vinyl, please visit our website at [jsifurniture.com](http://jsifurniture.com) or consult the back of the appropriate swatch card for cleaning codes and any specific instructions. For COM materials, consult with the individual textile manufacturer for cleaning codes and any specific instructions pertaining to your particular fabric.

### Maintenance of Mechanical Parts

Clean any lint or debris from the moving parts of the base mechanisms. Mechanisms have been designed and tested to not require lubrication under normal conditions; however, lubricant can be used if needed.

### Care of Wood Edges and Veneer Surfaces

Clean all surfaces frequently with water dampened soft cloth, moving the cloth with the grain direction. Immediately remove any liquids that come in contact with wood surfaces with a blotting action to absorb liquid. Buff dry. Lift objects to move them, never pull them across the finished surface. For an additional safeguard, use a protective surface pad. This will ensure a lasting finish by protecting your furniture from possible damage caused by pens, cups and sharp objects. Avoid exposure of furniture to extremes of heat and cold, or to wide humidity variances. Avoid exposure of furniture to strong sunlight. Avoid exposure of furniture to harsh solvents such as nail polish remover, acetates, etc., as it will cause finish deterioration. If using a protective glass top, place spacer pads under the glass top to allow the wood to breath.

### Care of Metal Finishes

Wash you powder-coated item at least one every six months. Use soft rags only - No abrasives. For stubborn stains and grease marks, use soap and water mixture. Combine 1 gallon of water and 1 cup of the neutral detergent in the bucket. Mix it up by swirling one of the rags around in it. Wipe down the powder coat with a rag that has been dampened with the cleaning solution. Do not scrub, but use gentle, repetitive pressure to remove any built-up grime. Rinse the powder coat off with a rag dampened with clear, clean water. Do not spray it down, but rather wipe it off with the rag. You may need to do this several times to get all the soap off. Wipe the powder coat down with a clean dry rag. This will prevent streaking and spotting.

### Care of Frosted Glass

Use a clean, dry lint free cloth to wipe the surface. Follow with warm water and a clean rag; no soap or chemicals. Wipe dry with a clean, dry lint free cloth. Cleaning the frosted side is not recommended, if desired to clean use the above method but do not spray the water on the frosted side, use a clean rag. Please allow 48 hours for the frosted side to dry and not to show cloudiness.

## Tempered Glass Information

JSI is aware of occasional occurrences of spontaneous glass breakage in various furniture products. Tempered glass makes it stronger and if it breaks, will cause it to break into many small pieces of “cubes” rather than sharp and potentially dangerous shards.

Glass breakage in furniture may occur for a variety of reasons. Tempered glass is particularly prone to breakage from damage (scratches, nicks, etc.) that may occur during shipping, handling, installation, use or maintenance. Exposure to rapid changes in temperature or concentrated temperature zones may also cause breakage.

Tempered glass may also break due to a specific type of imperfection or “inclusion” that occurs within the glass when manufactured. When this condition exists glass breakage may occur without any obvious cause. This is often referred to as “spontaneous” breakage but is a very isolated occurrence in the glass industry.

## Care of Solid Surface

Although liquids cannot penetrate Solid Surface, it is best to wipe up spills as they occur. Generally, a damp microfiber cloth used with a standard household kitchen spray should remove most stains.

For most residues, all you need to clean your Solid Surface countertops is a warm soapy water, ammonia-based household cleaner or a dedicated countertop cleaner. Do avoid window cleaners; however, as they can leave a waxy build-up that dulls the surface. Always clean using a circular motion.

Film will build up on countertops if water is left to dry on the surface. This film will dull the countertop surface, making the finish appear blotchy and uneven. To prevent film build-up, it is very important to wipe the countertop completely dry immediately after spills and cleaning.

Some color of Solid Surface may require more frequent cleaning to maintain a uniform finish. Darker colors tend to require more attention than lighter colors. Over time, even with proper care, your countertop will acquire a sheen. Dark colors may show light scratches more readily.

## Fire Retardancy

All JSI upholstered components comply with California Bureau of Home Furnishings and Thermal Insulation-Technical Bulletin 117-2013 issued by State of California Department of Consumer Affairs. This standard requires upholstered furniture to be safer from the hazards associated with smolder ignition in all four (4) categories of materials, as applicable.

Compliance with more stringent codes may require special manufacturing considerations and upcharges.

## California Technical Bulletin 133 (CAL 133)

JSI uses a barrier material between the foam cushioning and the upholstery cover in order to comply with CAL 133. The standard upcharge on products specified to comply with CAL 133 is **\$69 list per yard** of textile.

JSI has performed a series of full scale fire tests on samples - representing worst case scenarios of upholstered units - to comply with the requirements of the state of California Technical Bulletin 133 (CAL 133). Products in compliance are labeled in accordance of the standards.

Some product designs and fabric cannot be combined to comply with CAL 133. Because of this, we reserve the right to reject any request for an upholstery cover, including COM, textile may not contain olefin or product style that we feel may compromise the integrity or safety of a product specified to comply with CAL 133.

Contact Customer Service for a quote if you require laboratory certification that a specific product and upholstery combination WILL PASS CAL 133. The quotation will include testing, video, and transportation charges plus the list cost of the sample.

Our standard lead time will apply to products that do not require certification. Allow an additional six weeks over the standard lead time for products that need actual laboratory certification.

The end user, specifier and/or dealer have the responsibility to make sure all products specified will meet the flammability and safety codes of the jurisdiction where the products will be located and used.

## Flame Spread

All JSI may be required to comply with the requirements of Flame Spread based on ASTM standards/NFPA Life Safety Codes and general public knowledge are as follows:

Solid Wood - Class C  
Topcoats - Class A  
Carded Fabric - Class A  
Composite Panels - Class C  
Laminate - Class B

Plastics - According to the NFPA, the lack of stability of plastics under high temperature conditions and inherit combustibility have eliminated the use of plastics for applications requiring a flame spread rating.

Also be advised that improvements may be attained in certain instances with the addition of chemicals which may add additional costs, chemical exposure and/or compromise the integrity of the product.



**Textile Carded Programs**

JSI is proud to partner with Maharam, Momentum, Spradling, Stinson, Ultrafabrics and Cortina Leather. Please refer to the respective pages in this pricer for each of these partners. Scan the QR codes on the back of the swatch card for latest grades and other information.

**Textile Grade-In Programs**

For the convenience of our specifiers, we have graded in the following suppliers:

Arc Com [www.arc-com.com](http://www.arc-com.com)  
 Designtex [www.designtex.com](http://www.designtex.com)  
 Maharam [www.maharam.com](http://www.maharam.com)  
 Mayer [www.mayerfabrics.com](http://www.mayerfabrics.com)  
 Momentum [www.themomgroup.com](http://www.themomgroup.com)  
 Spradling [www.spradlingvinyl.com](http://www.spradlingvinyl.com)  
 Stinson [www.cfstinson.com](http://www.cfstinson.com)  
 Ultrafabrics [www.ultrafabricsllc.com](http://www.ultrafabricsllc.com)  
 Cortina Leather [www.cortinaleathers.com](http://www.cortinaleathers.com)

For memo samples, contact textile suppliers.

Please contact Customer Service for pricing grades on textiles and leathers not listed.

Indicate on purchase order if JSI is to order the fabric.

Grades and availability of fabric are subject to change without notice. Changes could include but are not limited to price increase, discontinued patterns, discontinued colors, etc. See jsifurniture.com for up to date information.

Many textiles have repeats and the additional yardage required has been factored in for textiles ordered through the JSI Carded and Grade-In Programs. We reserve the right not to match textiles with a horizontal or vertical repeat greater than 17". Additional charges may apply for textile being applied with special instructions.

Some fabric thickness or stiffness may cause issue with proper upholstering of tackable wall panels or upholstery privacy screens. Please contact customer service with concerns on the fabric thickness for these items.

**COM/COL Address**

JSI  
 Attn: COM/COL Department  
 201 East Martin Street  
 Receiving B, Docks 71  
 Orleans, IN 47452

Tag: Dealer Name / Purchase Order #

**Large Repeats and Striped Fabrics**

JSI does not recommend large fabric repeats or striped fabrics on large curved lounge sections. The geometry prevents matching the patterns at the seams.

Contact Customer Service with questions or for suggestions on how to achieve the aesthetics you desire.

Tips: use contrasting fabric  
 request fabric pattern not be matched  
 run fabric railroaded

**General COM Fabric/COL Hide Policy**

(See next page for COM/COL Approval Policy for JSI Seating)

Refer to the COM/COL Price Columns for list prices.

All yardage requirements for COM are based upon 54" plain non-directional material. Additional yardage may be required based on fabric repeat and matching. Refer to the COM Repeat Guide found at the bottom of this page to estimate the needed yardage.

All square footage requirements for COL are based on an average hide size of 50 square feet.

Contact Customer Service for any of the following conditions:

- + approval of COM/COL to be used on any JSI seating (see policy on the next page)
- + fabric repeats greater than 3"
- + fabric less than 54" wide
- + leather hides smaller than 50 square feet
- + special application requirements request

When requesting information from Customer Service on COM/COL please supply the following information:

- + model number and quantity of the product the COM/COL will be applied
- + COM/COL textile supplier's name
- + name of pattern and color of the textile
- + any special application request

Customer Service will check the database to see if the textile has already been approved. If there is no record for this particular textile then a Memo Sample will be required.  
 (see the next page COM/COL approval process)

JSI takes no responsibility when additional materials must be ordered.

All COM/COL must meet applicable codes and regulations, including TB117-2013. By selecting COM/COL, customer certifies that the material meets such codes. JSI assumes no responsibility for the applicable codes and regulation regarding flammability rating and safety rating of any COM/COL.

JSI cannot be held responsible for receipt of defective fabrics, as we apply all COM as first quality goods.

We can take no responsibility for tailoring, wear-ability or application of COM/COL textiles. Any warranty claims for the COM/COL Textile materials will fall to the original vendor of the textile, not JSI.

**COM Fabric Repeat Guide**

Roll Width	Plain Fabric	1' - 5' Repeat	6" - 10" Repeat	11" - 15" Repeat	16" - 20" Repeat	21" - 30" Repeat	31" - 40" Repeat	41" - 50" Repeat
54"	0%	10%	15%	20%	25%	30%	40%	50%
53" to 51"	15%	20%	25%	30%	35%	40%	50%	60%
50" to 48"	30%	35%	40%	45%	50%	55%	70%	90%
47" to 36"	60%	65%	70%	75%	80%	85%	100%	120%

The percentage represents the additional fabric yardage that needs to be added to the COM yardage. Contact Customer Service for repeats greater than 50".

## COM Fabric/COL Hide Process for JSI Seating

General COM Fabric and COL Hide Policy also apply.

JSI will approve or disapprove COM/COL on all products. An approval of a textile from JSI makes no claim that performance, durability or tailoring of COM/COL will result in satisfactory upholstery. Every effort will be made to meet customer's expectation, but fabrics/leathers have unforeseen inherent characteristics that may limit JSI's ability to deliver a well tailored product.

## Approval COM Textile/COL Hide Process for Seating

### Follow the Steps Below:

1. Send a Memo Sample of the COM/COL (recommended memo be at least 4" x 4")  
JSI  
Attn: COM/COL Approval Department  
201 East Martin Street  
Receiving B, Dock 71  
Orleans, IN 47452
2. Call our Customer Service Department at 812-482-3204 to request an electronic version of approval form.

### Guide Order Form for COM and COL

Please send sample to:  
JSI  
Attn: COM/COL Approval Depart.  
201 East Martin St.  
Receiving B, Dock 71  
Orleans, IN 47452

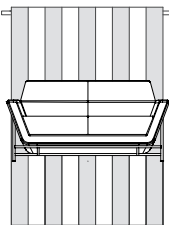
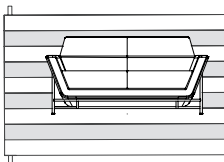
① **Order Information:**

<b>Quote #:</b>	<b>Purchase Order #:</b>
<b>Customer Service:</b>	
<b>Dealer Name/Project Name:</b>	
<b>Contact:</b>	
<b>Address:</b>	
<b>Phone:</b>	<b>Email:</b>
<b>Model Number(s) Receiving COM / COL:</b>	

Please forward a copy of this form  
to your JSI CSR for record keeping

② **Select off the bolt application:** *(Check one of the boxes)*

☐ Up the roll (standard on most seating)    ☐ Railroaded

③ **Additional information:**

---



---

④

**Attach sample here.**

JSI will review and test as needed all requests. You will be notified as soon as results are documented by our review personnel. JSI reserves the right to reject any COM/COL on our products. We will provide COM/COL explanation of any unapproved textile whenever possible.

# Textile and Leather Swatch Card Program

## Maharam - M Series Card

### Pattern - Manner Grade - C

#### Colorways

MAN013	Ablaze	MAN020	Parakeet
MAN022	Aquatic	MAN046	Passerine
MAN026	Basin	MAN014	Peel
MAN023	Cottage	MAN003	Porpoise
MAN035	Cruise	MAN048	Roseate
MAN004	Dill	MAN027	Schooner
MAN004	Flint	MAN050	Siltstone
MAN005	Hush	MAN029	Silverpoint
MAN051	Kimono	MAN038	Tidewater
MAN032	Magnetic	MAN052	Valiant
MAN040	Oceanside	MAN033	Woad

### Pattern - Meld Grade - C

#### Colorways

MLD018	Amethyst	MLD020	Magma
MLD026	Bare	MLD041	Mariner
MLD027	Blonde	MLD036	Nordic
MLD009	Bulb	MLD002	Panda
MLD023	Clementine	MLD005	Quill
MLD029	Comet	MLD037	Reef
MLD014	Crater	MLD003	Skyline
MLD017	Fuchsia	MLD011	Stark
MLD007	Grate	MLD035	Waterfall
MLD022	Heat	MLD031	Wild
MLD034	Kale		

### Pattern - Messenger Grade - C

#### Colorways

MES028	Apple	MES16	Ice
MES029	Ash	MES037	Lime
MES13	Azure	MES038	Longspur
MES04	Bayou	MES24	Lumine
MES030	Blanch	MES07	Mao
MES031	Capri	MES12	Nile
MES032	Cassis	MES09	Onyx
MES033	Cherry	MES039	Satsuma
MES10	Cloud	MES040	Snow
MES11	Depth	MES23	Tangelo
MES034	Dipper	MES041	Vireo
MES035	Everglade	MES042	Voyage
MES036	Hunter		

### Pattern - Metric Grade - C

#### Colorways

MTR026	Admiral	MTR013	Lava
MTR020	Alligator	MTR034	Midday
MTR024	Anchor	MTR027	Seaport
MTR012	Cardinal	MTR029	Skate
MTR031	Film	MTR040	Sunny
MTR043	Galah	MTR035	Talisman
MTR030	Hopscotch		

### Pattern - Murmur Grade - C

#### Colorways

MUR010	Baby	MUR002	Harmonica
MUR015	Biome	MUR012	Iceberg
MUR006	Cauldron	MUR019	Ignite
MUR004	Dim	MUR005	Peppercorn
MUR011	Elderberry	MUR008	Rapids
MUR001	Gust	MUR009	Seawater

### Pattern - Muse Grade - C

#### Colorways

MUS004	Ascend	MUS018	Noble
MUS030	Celebrate	MUS029	Poinsettia
MUS007	Clear	MUS019	Pulsar
MUS010	Compass	MUS006	Refresh
MUS001	Crescendo	MUS002	Resonate
MUS016	Frigid	MUS017	Riverbend
MUS013	Goal	MUS003	Runway
MUS012	Grasshopper	MUS031	Spectacle
MUS027	Jovial	MUS028	Theater
MUS014	Mistletoe	MUS023	Vase
MUS026	Neat		

**NOW!**  
Need it.  
JSI Quickship

M Series patterns and colors listed above are available for quickship.



# Textile and Leather Swatch Card Program

## Maharam - Mode

### Pattern - Mode

#### Grade - D

#### Colorways

MOD01	Alder*	MOD08	Clavicle*	MOD17	Jetty*	MOD26	Ominous*	MOD35	Stroll*
MOD02	Angelfish	MOD09	Cottontail	MOD18	Kermes	MOD27	Oriole*	MOD36	Sycamore*
MOD03	Ballpoint	MOD10	Crush*	MOD19	Lemon	MOD28	Oxeye*	MOD37	Talus*
MOD04	Barberry	MOD11	Denim*	MOD20	Lichen	MOD29	Paradise	MOD38	Toile
MOD05	Billygoat*	MOD12	Eucalyptus	MOD21	Lioness	MOD30	Petal*	MOD42	Valley
MOD40	Blush*	MOD13	Goldenrod*	MOD22	Machine*	MOD31	Rust*	MOD39	Vermillion*
MOD41	Bonsai*	MOD14	Henge*	MOD23	Mallard	MOD32	Saltwater*	MOD43	Yucca
MOD06	Carotene	MOD15	Hollow*	MOD24	Marsh	MOD33	Sassafras*		
MOD07	Celtic*	MOD16	Intaglio*	MOD25	Odyssey*	MOD34	Spindle*		

**NOW!**  
Need it.  
JSI Quickship

Select Mode colors, denoted by \* are available on quickship.  
Check availability for all other colors.

## Maharam - Value Reference 6 Card

### Pattern - Brindle

#### Grade - C

#### Colorways

BRN001	Calico	BRN010	Seagrass
BRN003	Torch	BRN012	Aquarium
BRN009	Inland		

### Pattern - Keen

#### Grade - D

#### Colorways

KEE001	Gaur	KEE004	Oatmeal
KEE002	Lock	KEE007	Coyote

### Pattern - Multiply

#### Grade - E

#### Colorways

MUL002	Encore	MUL010	Deep
MUL006	Daze		

### Pattern - Wend

#### Grade - D

#### Colorways

WEN002	Tulle	WEN010	Sigma
WEN008	Midi	WEN011	Riverfront

### Pattern - Caper

#### Grade - E

#### Colorways

CAP006	Note	CAP007	Silverback
--------	------	--------	------------

### Pattern - Loop

#### Grade - D

#### Colorways

L00003	Navel	L00010	Penguin
L00008	Wildfire		

### Pattern - Spry

#### Grade - D

#### Colorways

SPR003	Fizz	SPR007	Trance
SPR006	Jam		

### Pattern - Conduit

#### Grade - E

#### Colorways

CON003	Nimbus	CON007	Caribbean
CON005	Fawn	CON008	Canal

### Pattern - Lunar

#### Grade - D

#### Colorways

LUN002	Jingle	LUN005	Grace
LUN004	Code		

### Pattern - Trundle

#### Grade - D

#### Colorways

TRU002	Element	TRU008	Wake
TRU003	Ray	TRU011	Magnet
TRU005	Aloe		

**NOW!**  
Need it.  
JSI Quickship

Value Reference 6 patterns and colors listed above are available for quickship.

# Textile and Leather Swatch Card Program

## Momentum - Color Card

### Pattern - Infinity C-Zero

#### Grade - B

#### Colorways

INF01	Aluminum	INF17	Maize
INF02	Aster	INF18	Papaya
INF03	Atoll	INF19	Pewter
INF04	Barley	INF22	Rinse
INF05	Berry	INF24	Sable
INF07	Capri	INF25	Stucco
INF08	Dove	INF26	Terrain
INF10	Graphite	INF30	Vine
INF11	Gull		

### Pattern - Marathon C-Zero

#### Grade - B

#### Colorways

MRN01	Alert	MRN16	Noir
MRN03	Caravel	MRN18	Oz
MRN06	Clove	MRN19	Pinot
MRN07	Curry	MRN20	Pollen
MRN08	Cyan	MRN21	Rain
MRN09	Deep	MRN23	Sprite
MRN10	Flax	MRN24	Storm
MRN12	Foliage	MRN27	Toile
MRN13	Herb	MRN29	Vivacious
MRN15	Marigold		

### Pattern - Millennium C-Zero

#### Grade - B

#### Colorways

MLL02	Amber	MLL20	Plateau
MLL04	Cascade	MLL21	Pool
MLL06	Cerise	MLL22	Pyrite
MLL07	Clean	MLL23	Safari
MLL08	Coastal	MLL24	Sapphire
MLL10	Crisp	MLL25	Spark
MLL11	Electric	MLL26	Steel
MLL17	Onyx	MLL27	Tanzanite
MLL18	Orchid	MLL28	Thrill
MLL19	Peridot	MLL30	Zinc

### Pattern - Odyssey C-Zero

#### Grade - B

#### Colorways

ODY02	Amp	ODY17	Linen
ODY03	Breeze	ODY19	Maritime
ODY06	Cedar	ODY23	Primary
ODY07	Craft	ODY24	Roast
ODY08	Cruise	ODY25	Rue
ODY10	Eggplant	ODY26	Sangria
ODY11	Emerald	ODY27	Skim
ODY12	Fossil	ODY28	Smith
ODY13	Ink	ODY29	Tinge
ODY15	Iris	ODY30	Western

### Pattern - Tradition C-Zero

#### Grade - B

#### Colorways

TRD01	Ash	TRD14	Malbec
TRD02	Branch	TRD16	Mist
TRD03	Class	TRD18	Plated
TRD04	Distant	TRD19	Regal
TRD05	Flirt	TRD21	Soar
TRD06	Frond	TRD22	Soy
TRD08	Hedge	TRD24	Sprout
TRD09	Hidden	TRD26	Sun
TRD12	Kelly	TRD27	Tango
TRD13	Latte	TRD29	Wash

# Textile and Leather Swatch Card Program

## Momentum - Everyday Solutions III Card

### Pattern - Bangle Grade - A

#### Colorways

BAN01	Baltic	BAN05	Sable
BAN02	Cork	BAN06	Suede
BAN03	Granite	BAN07	Teak
BAN04	Orchid		

### Pattern - Bobby Grade - B

#### Colorways

BOB01	Anchor	BOB05	Iris
BOB02	Aqua	BOB06	Lemon
BOB03	Fuchsia	BOB07	Moss
BOB04	Glow		

### Pattern - Canter EPU Grade - C

#### Colorways

CNR35	Folkstone Grey	CNR11	Safari
CNR19	Ink	CNR09	Sable
CNR20	Iron	CNR12	Sand
CNR08	Onyx		

### Pattern - Dart Grade - B

#### Colorways

DAR01	Ash	DAR05	Geode
DAR02	Cadet	DAR06	Ink
DAR03	Carmine	DAR07	Slate
DAR04	Ebony		

### Pattern - Free Grade - C

#### Colorways

FRE01	Cocoa	FRE05	Orbit
FRE02	Evening	FRE06	Pearl
FRE03	Graphite	FRE07	Platinum
FRE04	Oasis		

### Pattern - Fuse Grade - A

#### Colorways

FUS11	Azurean	FUS07	Pepper
FUS01	Carmine	FUS13	Pristine
FUS02	Cress	FUS10	Walnut
FUS04	Lunar		

### Pattern - Graph Grade - B

#### Colorways

GRA01	Alpine	GRA05	Parrot
GRA08	Anchor	GRA06	Ruby
GRA02	Chalice	GRA09	Wave
GRA03	Coal		

### Pattern - Guild Grade - A

#### Colorways

GLD01	Celadon	GLD05	London
GLD02	Cyan	GLD06	Mandarin
GLD03	Earthen	GLD07	Shale
GLD04	Ink		

### Pattern - Insight Grade - A

#### Colorways

INS07	Ebony	INS10	Real Red
INS08	Fossil	INS03	Summit
INS06	Midnight	INS012	Wasabi
INS09	Periwinkle		

### Pattern - Knack Grade - C

#### Colorways

KNA05	Brisk	KNA01	Reed
KNA06	Carbon	KNA02	Teak
KNA08	Filament	KNA13	Zing
KNA09	Fresco		

### Pattern - Lens Grade - C

#### Colorways

LEN01	Crimson	LEN04	Sand
LEN02	Graphite	LEN05	Silver
LEN03	Navy	LEN07	Terra
LEN06	Night		

### Pattern - Origin Grade - A

#### Colorways

ORG20	Euro	ORG07	Iron
ORG22	Gaia	ORG08	Jet
ORG05	Garnet	ORG26	Poppy
ORG06	Indigo		

### Pattern - Parenthesis Grade - A

#### Colorways

PAR01	Capri	PAR07	Mercury
PAR05	Charcoal	PAR03	Steel
PAR06	Ink	PAR04	Violet
PAR02	Lime		

### Pattern - Skip Grade - C

#### Colorways

SKP01	Chalk	SKP09	Ruby
SKP04	Nickel	SKP06	Sprite
SKP08	Onyx	SKP07	Yacht
SKP05	Pool		

### Pattern - Slice Grade - B

#### Colorways

SLI01	Admiral	SLI04	Miller
SLI02	Charcoal	SLI05	Pumice
SLI06	Graphite	SLI07	Slate
SLI03	Henna		

**NOW!**  
Need it.  
JSI Quickship

Everyday Solutions III patterns and colors listed above are available for quickship.

# Textile and Leather Swatch Card Program

## Momentum - Inspired Crypton Performance Card

### Pattern - Cover Cloth

#### Grade - C

#### Colorways

CVR02	Cyan	CVR08	Platinum
CVR03	Delft	CVR10	Sorrel
CVR04	Graphite	CVR17	Vesper
CVR14	Indigo	CVR12	Vessel
CVR06	Jet	CVR13	Zest
CVR07	Oat		

### Pattern - Faux Felt

#### Grade - D

#### Colorways

FXF08	Charcoal	FXF04	Pool
FXF09	Coral	FXF05	Quail
FXF02	Flannel	FXF06	Sprout
FXF10	Graphite	FXF07	Stone
FXF11	Lagoon	FXF13	Vibrant
FXF12	Pebble		

### Pattern - Flock

#### Grade - D

#### Colorways

FLC01	Amber	FLC07	Harp
FLC02	Baltic	FLC11	Lapis
FLC03	Cayman	FLC08	Nickel
FLC04	Dusk	FLC09	Paprika
FLC05	Fern	FLC10	Twine
FLC06	Flint		

### Pattern - Hobnob

#### Grade - D

#### Colorways

HOB01	Ash	HOB06	Iris
HOB02	Bay	HOB13	Limon
HOB03	Carbon	HOB07	Shale
HOB11	Depth	HOB08	Smith
HOB04	Dew	HOB09	Tangelo
HOB12	Forest	HOB14	Teal
HOB05	Ginger	HOB10	Zebra

### Pattern - Keynote

#### Grade - D

#### Colorways

KYN04	Chai	KYN05	Reflect
KYN01	Granite		

### Pattern - Solitaire

#### Grade - C

#### Colorways

SOL15	Aztec	SOL08	Griffin
SOL01	Cadet	SOL09	Jubilee
SOL02	Currant	SOL10	Midnight
SOL03	Cyan	SOL11	Onyx
SOL04	Dove	SOL12	Pumice
SOL05	Flax	SOL13	Tinsel
SOL06	Galena	SOL14	Tobacco
SOL07	Graphite		

### Pattern - Kit

#### Grade - D

#### Colorways

KIT01	Aqua	KIT06	Moonstone
KIT02	Blazer	KIT07	Pacific
KIT03	Earth	KIT08	Paradise
KIT04	Ebony	KIT09	Pebble
KIT05	Fiesta	KIT10	Quartz
KIT11	Mocha		

### Pattern - Oath

#### Grade - D

#### Colorways

OTH01	Azure	OTH03	Juniper
OTH02	Charcoal		

### Pattern - Synergy

#### Grade - D

#### Colorways

SGY01	Aegean	SGY03	Carbon
SGY02	Bedrock	SGY04	Denim

### Pattern - Sport

#### Grade - D

#### Colorways

SPT01	Alarm	SPT11	Mercury
SPT02	Apple	SPT08	Onyx
SPT03	Brick	SPT09	Pewter
SPT04	Cadet	SPT12	Pumice
SPT05	Cobalt	SPT13	Spa
SPT06	Dayglow	SPT10	Turquoise
SPT07	Flax		

# Textile and Leather Swatch Card Program

## Momentum - Midday Solutions II Card

### Pattern - Amuse

#### Grade - C

##### Colorways

AMU01	Admiral	AMU05	Poppy
AMU02	Alloy	AMU04	Quartz
AMU03	Mocha		

### Pattern - Boom II

#### Grade - C

##### Colorways

BOM14	Cloud	BOM06	Mushroom
BOM15	Foliage	BOM19	Toucan
BOM18	Pewter	BOM20	Wall Street

### Pattern - Habit

#### Grade - B

##### Colorways

HAB01	Aspen	HAB04	Pier
HAB05	Blueprint	HAB06	Salt
HAB02	Dune	HAB07	Tailor
HAB03	Kindle		

### Pattern - Otto

#### Grade - D

##### Colorways

OTT01	Alarm	OTT08	Midas
OTT02	Alloy	OTT09	Mineral
OTT03	Cyprus	OTT10	Pumice
OTT04	Driftwood	OTT11	Seed
OTT05	Flint	OTT12	Slate
OTT06	Grotto	OTT13	Vivid
OTT07	Gulf		

### Pattern - Stroll

#### Grade - D

##### Colorways

STO01	Alert	STO05	Parchment
STO02	Flax	STO06	Silver
STO03	Grotto	STO07	Steinway
STO04	Nitro		

### Pattern - Beep

#### Grade - D

##### Colorways

BEP01	Bridge	BEP04	Pontoon
BEP03	Greenlight	BEP05	Steel
BEP06	Jet		

### Pattern - Bravo II

#### Grade - D

##### Colorways

BRV19	Black	BRV13	Mica
BRV20	Cinder	BRV15	Night
BRV12	Dusk	BRV07	Saddle
BRV25	Graystone		

### Pattern - Lineup

#### Grade - B

##### Colorways

LUP01	Baltic	LUP05	Shadow
LUP02	Fern	LUP06	Spice
LUP03	Pewter	LUP07	Tranquil
LUP04	Sandstone		

### Pattern - Pip

#### Grade - D

##### Colorways

PIP01	Anise	PIP09	Malachite
PIP02	Calico	PIP10	Pepper
PIP03	Calypso	PIP11	Pewter
PIP04	Chalice	PIP07	Rune
PIP05	Crimson	PIP12	Turrent
PIP06	Dusk	PIP13	Yacht
PIP08	Lake	PIP14	Zest

### Pattern - Tanner

#### Grade - C

##### Colorways

TAN01	Black	TAN05	Nickel
TAN02	Bonsai	TAN06	Sapphire
TAN03	Lagoon	TAN07	Tint
TAN04	Natural		

### Pattern - Beta

#### Grade - D

##### Colorways

BET01	Bark	BET09	Koi
BET02	Basalt	BET10	Lapis
BET03	Cadet	BET11	Madder
BET04	Cassis	BET12	Malt
BET05	Cinder	BET13	Pearl
BET06	Crater	BET14	Sand
BET07	Deck	BET15	Twine
BET08	Ivy		

### Pattern - Faux Felt

#### Grade - D

##### Colorways

FXF01	Bark	FXF06	Sprout
FXF02	Flannel	FXF07	Stone
FXF12	Pebble	FXF13	Vibrant
FXF03	Pool		

### Pattern - Solace

#### Grade - C

##### Colorways

SOC02	Azul	SOC13	Lapis
SOC09	Fossil	SOC16	Nickel
SOC10	Glided	SOC18	Pear
SOC12	Ivory		

### Pattern - Toggle

#### Grade - C

##### Colorways

TOG01	Agave	TOG05	Lead
TOG02	Flint	TOG06	Punch
TOG03	Iron	TOG07	Quarry
TOG04	Lapis		

**NOW!**  
Need it.  
JSI Quickship

Midday Solutions II patterns and colors listed above are available for quickship.

# Textile and Leather Swatch Card Program

## Momentum - PVC Free Coated Solutions Card

### Pattern - Beeline EPU

#### Grade - C

##### Colorways

BEL01	Canvas	BEL18	Oat
BEL02	Cork	BEL09	Oriole
BEL03	Eclipse	BEL11	Portobello
BEL04	Eucalyptus	BEL12	Sisal
BEL05	Forge	BEL13	Sprout
BEL06	Fossil	BEL14	Sundance
BEL07	Geyser	BEL15	Tidal
BEL19	Jetty	BEL21	Valley
BEL20	Lake	BEL16	Walnut
BEL08	Nimbus		

### Pattern - Canter EPU

#### Grade - C

##### Colorways

CNR01	Alfalfa	CNR08	Onyx
CNR14	Ballad	CNR25	Quarry
CNR16	Basalt	CNR09	Sable
CNR03	Bordeaux	CNR10	Saddle
CNR17	Brazen	CNR11	Safari
CNR05	Earth	CNR12	Sand
CNR19	Ink	CNR26	Storm
CNR20	Iron	CNR27	Sumac
CNR07	Night	CNR37	Summer White
CNR23	Nimbus		

### Pattern - Endurance EPU

#### Grade - C

##### Colorways

END01	Bisque	END11	Neptune
END02	Bluebell	END12	Noir
END03	Cascade	END13	Nordic
END04	Dove	END14	Paprika
END05	Gravel	END15	Seed
END06	Gull	END16	Smith
END07	Heather	END17	Taupe
END08	Ink	END18	Tobacco
END09	Java	END19	Toffee
END10	Jetty		

### Pattern - Eon EPU

#### Grade - C

##### Colorways

EON16	Anew	EON11	Grove
EON08	Arena	EON12	Hydra
EON09	Ascension	EON13	Mineral
EON17	Atlantic	EON04	Mystery
EON18	Blaze	EON05	Nocturnal
EON10	Coquette	EON06	Omega
EON19	Cove	EON07	Path
EON20	Fire	EON21	Spring
EON01	Freshwater	EON15	Typographic
EON02	Goldmine		

### Pattern - Groove EPU

#### Grade - C

##### Colorways

GRV01	Archive	GRV16	Intense
GRV02	Beach	GRV09	Khaki
GRV03	Calm	GRV17	Maize
GRV04	Demure	GRV10	Polar
GRV14	Digital	GRV18	Seed
GRV15	Ember	GRV11	Stone
GRV05	Expanse	GRV12	Surplus
GRV06	Glacier	GRV13	Vapor
GRV07	Guide	GRV19	Zest
GRV08	Harbor		

### Pattern - Silica

#### Grade - F

##### Colorways

SIL01	Alloy	SIL23	Manor
SIL02	Appletini	SIL24	Marigold
SIL05	Breakwater	SIL43	Nero
SIL07	Brownstone	SIL39	Petunia
SIL10	Cloak	SIL40	Quartz
SIL12	Cumulus	SIL41	Sands
SIL13	Dare	SIL44	Seacoast
SIL42	Eclipse	SIL34	Terra
SIL15	Gallant	SIL35	Tropic
SIL20	Haze		

### Pattern - Silica Leather

#### Grade - F

##### Colorways

SLL01	Almond	SLL10	Ink
SLL02	Aloe	SLL11	Juniper
SLL03	Barley	SLL12	Lichen
SLL04	Chambray	SLL20	Marigold
SLL19	Denim	SLL17	Mink
SLL18	Dove	SLL14	Pewter
SLL05	Driftwood	SLL16	Saddle
SLL06	Dune	SLL21	Shadow
SLL08	Eclipse	SLL22	Umber
SLL09	Hyacinth		

### Pattern - Silica Triad

#### Grade - F

##### Colorways

SLD01	Brew	SLD11	Luster
SLD02	Bronze	SLD12	Mood
SLD03	Char	SLD13	Orchid
SLD04	Conceal	SLD14	Remote
SLD05	Crest	SLD15	Settle
SLD06	Everglade	SLD16	Smoke
SLD07	Heat	SLD17	Sonar
SLD08	Heron	SLD18	Stark
SLD09	Hover	SLD19	Zing
SLD10	Lazuli		

### Pattern - Whit EPU

#### Grade - D

##### Colorways

WHT01	Blush	WHT11	Madder
WHT02	Cane	WHT12	Nightfall
WHT03	Castle	WHT13	Ocean
WHT04	Delft	WHT14	Path
WHT05	Driftwood	WHT15	Platinum
WHT06	Fable	WHT16	Smith
WHT07	Flint	WHT17	Storm
WHT08	Humble	WHT18	Verbena
WHT09	Inland	WHT19	Zephyr
WHT10	Jet		

# Textile and Leather Swatch Card Program

## Spradling - Coated Solution - Vinyls by Spradling

### Pattern - Edgeline

#### Grade - C

##### Colorways

EDG1857	Atlantic	EDG1866	Jasper
EDG1860	Aubergine	EDG1865	Latte
EDG1862	Autumn	EDG1859	Midnight
EDG1868	Caramel	EDG1867	Mustard
EDG1872	Charcoal	EDG1856	Olive
EDG1853	Clover	EDG1852	Peacock
EDG1864	Crimson	EDG1870	Pewter
EDG1854	Emerald	EDG1858	Royal
EDG1869	Espresso	EDG1861	Ruby
EDG1851	Fullmoon	EDG1863	Sangria
EDG1871	Graphite	EDG1855	Storm

### Pattern - Maglia

#### Grade - C

##### Colorways

MAG1956	Aegean	MAG1964	Rose
MAG1967	Alaska	MAG1954	Sage
MAG1958	Aqua	MAG1952	Sapphire
MAG1962	Clay	MAG1957	Sky
MAG1963	Coral	MAG1968	Thunder*
MAG1951	Desert	MAG1966	Truffle
MAG1965	Driftwood	MAG1953	Vanilla
MAG1961	Goldenrod	MAG1955	Viridian
MAG1959	Indigo	MAG1960	Wisteria

### Pattern - Silvertex

#### Grade - C

##### Colorways

STX8834	Acid	STX8811	Mandarin
STX8820	Basil	STX8801	Marine Blue
STX8837	Bazaar	STX8824	Meteor
STX8817	Blackberry	STX8825	Mocha
STX8823	Carbon*	STX8839	Plata
STX8819	Celery	STX8818	Sage
STX8808	Champagne	STX8804	Sapphire*
STX8833	Creme de Menthe	STX8840	Sterling*
STX8805	Jet	STX8822	Storm
STX8802	Lagoon	STX8809	Taupe
STX8842	Limoncello	STX8803	Turquoise

### Pattern - Whisper

#### Grade - B

##### Colorways

WHI2120	Antelope	WHI2150	Fawn
WHI2140	Black*	WHI2157	Fog
WHI2117	Bone	WHI2129	Forest
WHI2118	Camel	WHI2163	Indigo
WHI2121	Cappuccino	WHI2123	Luggage
WHI2141	Cashew	WHI2165	Molten
WHI2136	Cerulean	WHI2137	Navy
WHI2139	Charcoal	WHI2162	Paradise
WHI2142	Cognac	WHI2134	Patina
WHI2138	Elephant*	WHI2154	Pewter*
WHI2143	Espresso	WHI2155	Storm

**NOW!**  
Need it.  
JSI Quickship

Select Coated Solutions colors, denoted by \* are available on quickship.  
Check availability for all other colors.

## Stinson - Lara Card

### Pattern - Lara

#### Grade - B

##### Colorways

LRA81	Athens	LRA86	Gate	LRA83	Minty	LRA61	Salsa	LRA82	Titanium
LRA90	Bahama	LRA87	Haze	LRA57	Miso	LRA103	Sherwood	LRA95	Tranquil
LRA97	Barista	LRA96	Hearth	LRA105	Mystery	LRA66	Spice	LRA76	Velvet
LRA78	Barre	LRA88	Hydro	LRA94	Patriot	LRA50	Stone	LRA68	Vicuna
LRA84	Blue Ice	LRA106	Java	LRA64	Pear	LRA67	Tamale	LRA100	Wizard
LRA52	Blush	LRA91	Kitten	LRA107	Pitch	LRA69	Taupe		
LRA70	Cashew	LRA85	Lake	LRA71	Plum	LRA75	Tawny		
LRA89	Champion	LRA65	Marigold	LRA72	Port	LRA101	Tempest		
LRA102	Espresso	LRA99	Mid-Blue	LRA73	Pumice	LRA74	Timberland		
LRA104	Evening	LRA92	Mink	LRA62	Red Earth	LRA80	Tint		

**NOW!**  
Need it.  
JSI Quickship

Lara patterns and colors listed above are available for quickship.

# Textile and Leather Swatch Card Program

## Ultrafabrics 2020 Card

### Pattern - Brisa | Original Grade - E

#### Colorways

BRI34	Ash*	BRI46	Evening Blue
BRI37	Bark	BRI47	Ginger
BRI31	Birch	BRI48	Mineral
BRI21	Black Onyx*	BRI49	New Sand
BRI20	Cabernet	BRI12	Night Navy
BRI35	Cambridge Blue	BRI15	Sage
BRI18	Canyon	BRI17	Truffle*
BRI44	Caramel	BRI24	White*
BRI23	Celery	BRI50	Wishbone
BRI45	Cinnabar	BRI51	Wrought Iron

### Pattern - Ultraleather Promessa Grade - E

#### Colorways

PME14	Ash	PME18	Horsehair
PME15	Aspen Green	PME02	Parchment*
PME01	Atlantic	PME19	Snow
PME16	Battleship	PME20	Sun Shower
PME05	Bronze	PME21	Tusk
PME17	Corn Flour	PME22	Woodpecker
PME08	Dogwood		

### Pattern - Brisa | Distressed Grade - E

#### Colorways

BDS03	Buckskin	BDS14	Navajo Ivory
BDS12	Coyote	BDS15	Railroad
BDS13	Moccasin	BDS11	Shield

### Pattern - Ultraleather Tottori Grade - E

#### Colorways

TOT01	Black Sesame*	TOT08	Rice Paper
TOT02	Blue Mirage	TOT09	Rouge
TOT03	Desert Dune	TOT10	Sand Castle
TOT04	Ginseng*	TOT11	Shibori Blue
TOT05	Hot Spring	TOT12	Soy Sauce
TOT06	Lichen*	TOT13	Udon
TOT07	Orchid		

### Pattern - Ultraleather Pro Grade - E

#### Colorways

ULP01	Blueberry	ULP16	Mortar
ULP02	Campfire*	ULP08	Parfait
ULP03	Char	ULP17	Sailor
ULP05	Cloud*	ULP18	Swan
ULP06	Coastal*	ULP12	White Wash*
ULP14	Cork*	ULP13	Woodcrest*
ULP15	Dark Chocolate		

**NOW!**  
Need it.  
JSI Quickship

Select Ultrafabrics 2020 colors, denoted by \* are available on quickship.  
Check availability for all other colors.



## Textile and Leather Swatch Card Program

### Cortina - Davenport Leather Card

#### Pattern - Davenport

##### Grade - L1

##### Colorways

DAV9968	Aluminum	DAV1112	Black*	DAV9969	Evergreen	DAV9945	Rosewood
DAV9202	Amethyst	DAV1097	Brown	DAV4536	Fog*	DAV9788	Saddle
DAV7378	Atlantis*	DAV7835	Camel	DAV9970	Mist	DAV7579	Smoke
DAV7800	Austin	DAV8774	Chamois	DAV9967	Nutmeg	DAV9203	Spring
DAV8548	Bark	DAV9204	Copper	DAV8554	Olive*	DAV8779	Storm
DAV9206	Bayview	DAV8979	Cream	DAV4536	Plum	DAV8787	Tomato
DAV9201	Berry	DAV7298	Dusk	DAV7574	Porcellana	DAV7349	Wet Sand*
DAV7153	Bittersweet*	DAV7568	Earthy*	DAV9966	Powder*	DAV7582	Yonder

**NOW!**  
Need it.  
JSI Quickship

Select Cortina - Davenport Leather colors, denoted by \* are available on quickship.  
Check availability for all other colors.

### Cortina - Caprone + Old English Leather Card

#### Pattern - Caprone

##### Grade - L2

##### Colorways

CPN004	Acorn	CPN073	Koala
CPN032	Blueberry	CPN089	Laguna
CPN111	Bright White	CPN007	Maple
CPN027	Cloud	CPN071	Persimmon
CPN034	Cocoa	CPN092	Picholine
CPN039	Ebony	CPN016	Plum
CPN010	Glove	CPN037	Seal
CPN012	Gunmetal	CPN082	Stucco
CPN044	Heron	CPN087	Sublime
CPN030	Holly	CPN088	Tiffany
CPN030	It's A Boy		

#### Pattern - Old English

##### Grade - L2

##### Colorways

COA0096	Black	COA1572	Medium Blue
COA1520	Blackberry	COA1649	Navy
COA1263	Brown	COA1500	Rouge
COA7949	Camel	COA3144	Walnut
COA9887	Grey		

## Arc Com Fabric Grading

For memo samples order online at [www.arc-com.com](http://www.arc-com.com) or call Arc-Com at 800-223-5466

Grades and availability of fabric are subject to change without notice. Changes could include but are not limited to price increases, discontinued patterns, discontinued colors, etc. See [jsifurniture.com](http://jsifurniture.com) for updated information.

Pattern	Grade	Pattern	Grade	Pattern	Grade
Aberdeen	J	Harlequin	I	Prism	D
Alpha	E	High Rise	J	Quest	H
Ambiance	D	Highlands	G	Radius	H
Apex	H	Hush	F	Raya	G
Apollo	E	Illusion	D	Reality Check	G
Arabesque	G	Illusion 2	D	Rodeo	D
Arashi	H	Insight	D	Rodeo 2	D
Around	G	Intaglio	F	Rogue	F
Astor	F	Intaglio 2	F	Roundabout	F
Atomic	I	Intersect	F	Sahara	F
Axis	F	Interstate	F	Santa Fe	F
Bali	I	Iona	F	Santorini	G
Block Petal	I	Isabella	E	Saxon	G
Boardwalk	F	Itajime	H	Sea Willow	J
Bronco	F	Jive	G	Sector	G
Burkina	H	Journey	F	Sequoia	G
Cadence	F	Kaolin	E	Sherlock	E
Carnival	F	Katano	G	Sherlock 2	E
Cascade	G	Key	G	Shibori	G
Cavo	G	Kimono	F	Shimmer	E
Centering Stripe	H	Kinetic	H	Shimmer 2	E
Channel	E	Kirigami	G	Silverado	E
Chroma	E	Kuba	I	Silverado 2	E
Cirque	H	Kumo	G	Skye	G
Column	F	Legacy	F	Soho	D
Compass	J	Legend	F	Solitude	F
Contour	F	Linea	F	Sonata Stripe	H
Cosmos	G	Loara	H	Sonic	F
Crescendo	H	Lore	F	Spectrum	D
Dakota	D	Lunette	J	Speedway	G
Dakota 2	D	Luxe	G	Spin	H
Daytona	H	Lyre	F	Spinnaker	H
Dazzle	H	Lytic	H	Spirit	E
Delphi	E	Majorca	G	Square One	I
Delta	E	Marathon	F	Staccato	J
Drifter	D	Marquee	G	Strata	E
Durango	D	Mason	G	Streamline	F
Dynasty	F	Mason Stripe	G	Sukhala	I
Eden	J	Meadow	H	Sundial	H
Elementary	I	Mesa	E	Sync	F
Elevado	F	Mirror, Mirror	H	Talavera	J
Emerson	D	Montage	J	Tally	F
Empress	D	Moon Beam	F	Tectonic	G
Encore	D	Moon Beam 2	F	The Plaid	J
Engrave	F	Morgan	F	Theory	C
Etch	E	Nahouri	I	Tick-Tock	G
Evolution	H	Navigator	G	Traverse	G
Fiji	E	Network	I	Tritik	H
Fragment	I	Oculus	F	Urban	H
Francesca Wool	H	Odyssey	F	Vanderbilt	F
Francesca Wool II	J	Ombre Petal	H	Vault	I
Frontier	D	Omega	E	Velocity	H
Galaxy	H	Palatine	F	Venture	I
Gamma	E	Palatine 2	F	Vineyard	H
Gardenia	G	Paragon	I	Vivo	F
Gatsby	E	Paxton	G	Wanderer	I
Gem	E	Perspective	G	Watson	D
Geostitch	H	Plateau	E	Windlass	I
Gianni	H	Polished	F	Zipline	I
Glam	E	Polo	G		
Glo	F	Posh	G		
Great Wall	G	Primavera	G		

## Designtex Fabric Grading

For memo samples order online at [www.designtex.com](http://www.designtex.com) or call Designtex at 800-221-1540

Grades and availability of fabric are subject to change without notice. Changes could include but are not limited to price increases, discontinued patterns, discontinued colors, etc. See [jsifurniture.com](http://jsifurniture.com) for updated information.

Pattern	Grade	Pattern	Grade	Pattern	Grade	Pattern	Grade
Acacia	H	Felt 2MM	I	Pause	F	Tramway	H
Adler	E	Felt 3MM	J	Pave	H	Treeline	I
Alcazar	E	Florin	G	Pennant	J	Trim	I
Alchemy	E	Flow	J	Pennant Celliant	J	Trove	E
Aloft	E	Fluent	H	Pennington	I	Tumbleweed	F
Annex	F	Fomo	F	Phenomena	H	Tweed Multi	D
Anni	I	Forestbound	F	Pigment	H	Ulster 4149	C
Appleseed	F	Friendly Faux	G	Pika	E	Ulster Upholstery	D
Arne	E	Gale	F	Pinball	I	3957	D
Aspect	D	Gamut	D	Pinpoint	H	Union Cloth	E
Aster	I	Gamut Celliant	E	Pivot	F	Upholstery	E
Atria	H	Geometric II	J	Plaid	I	Vero	F
Bark Cloth	F	Gleam	G	Play Ball	E	Viewpoint	I
Beguiled by the Wild	H	Gridley	D	Plus	I	Vine	I
Big Dot	G	Hashtag	E	Prime	D	W	F
Big Texture	G	Heather	G	Prompt	H	Wend	E
Billiard Cloth	F	Hem Stitch	E	Queue	I	Whim	F
Birdseye	D	Henrik Small	J	Raia	J	Willis	I
Bixby Macro	I	Hint	F	Rainwater	I	Windowpane	F
Bixby Micro	H	Holmes	H	Reppweave	E	Crypton	F
Boucle	G	Hyde	D	Revelry	G	Woolish	D
Boucle Dot	G	Hyphen	F	Rider	F	Yucca	F
Boucle Melange	H	Inga Small	J	Rise	E		
Brushed Flannel	D	Ink	I	Rocket	D		
Building Blocks	I	Inside Edge	F	Rodenbach	I		
Bunta	G	Interlock	H	Rotary	J		
Burlap Weave	F	Interlude	I	Round Leaves	I		
Burrard	I	Iota	D	Rove	H		
Burrard Ground Cloth	G	Jaunt	I	Samba	H		
Bute Braemar	J	Josef	G	Scale	F		
Bute Lewis	I	Jumper	I	Schism	F		
Bute Melrose	I	Kami	I	Segment	I		
Bute Tweed	I	Keen	F	Sense	J		
Carom	I	Kindred	H	Shibori Stripe	J		
Carrick	J	Lambert	H	Shortcut	I		
Chapiteau	F	Latitude	I	Silicone Element	G		
Chenille	J	Lattice	H	Silicone Element	H		
Chenille Chevron	J	Leap	G	Celliant	H		
Chunky Tweed	H	Leaves	G	Silicone Nappa	G		
Clad Celliant	E	Linen Like	F	Singing In The Rain	E		
Cloud Velvet	E	Linnen	F	Sketch	I		
Code	G	Little Dot	G	Sorano	E		
Collier	F	Loop To Loop	H	Span	E		
Colten	F	Lumi	I	Spandau	E		
Corded	H	Luster	F	Splendor	E		
Course	I	Mark	E	Splice	F		
Crosshatch	G	Mateo	F	Split	F		
Crossweave	D	Measure	F	Sprint	H		
Crosswind	F	Melange	E	Starburst	I		
Cubbitt	I	Metallo	F	Strand	F		
Current	F	Metta	E	Stratum	I		
Dapple	G	Microgrid	F	Stride	E		
Dart	H	Migration	I	Subtle	F		
Delaine	F	Minnie	D	Symbol	J		
Distressed Texture	F	Mod	H	System	F		
Double Weave	I	Mohair Plus	J	Tack Cloth	G		
Draft	H	Motif	H	Tailor	H		
Drift	F	Mountainous	I	Tap	H		
Ellipsis	D	MVP	E	Terra	F		
Encircle	J	Nest	F	Tilt	J		
Everywhere Texture	E	Net	J	Tiny Boucle	F		
Faux Sure	G	Opulent	E	Tiny Herringbone	F		

## Maharam Fabric Grading

For memo samples order online at [www.maharam.com](http://www.maharam.com) or call Maharam at 800-645-3943

Grades and availability of fabric are subject to change without notice. Changes could include but are not limited to price increases, discontinued patterns, discontinued colors, etc. See [jsifurniture.com](http://jsifurniture.com) for updated information.

Pattern	Grade	Pattern	Grade	Pattern	Grade
Across	H	Flurry	I	Rail	J
Albemarle	J	Frequency	G	Regatta	J
Ample	H	Gallant	F	Relay	I
Amulet	J	Gild	F	Rill	F
Anagram	I	Glen	E	Roster	E
Apt	G	Grade	I	Rule	H
Arabesque	J	Grove	H	Runner	H
Aria	J	Gust	F	Runner Standard	F
Article	E	Hearth	H	Scape	J
Beacon	H	Houndstooth	J	Scuba	F
Beryl	F	Instill	F	Scuttle	G
Bind	I	Keen	D	Sandal	F
Bluff	F	Lariat	E	Sequence	G
Boundary	G	Lea	H	Serried	J
Bright Angle	I	Lean	G	Shadow	G
Bright Cube	I	Ledger	F	Sheen	F
Bright Grid	H	Lens	G	Shift	H
Brindle	C	Levity	F	Shuttle Standard	F
Brio	H	Lift	I	Sift	I
Buffer	H	Limn	J	Skein	F
Bureau	E	Linden	H	Soft Tweed	I
Bushel	F	Lineage	G	Span	H
Candid	E	Link	H	Splay	G
Caper	E	Lithe	G	Spry	D
Chalet	G	Loop	D	Stature	F
Chasm	F	Lunar	D	Strum	F
Chassis	F	Manner	C	Sudden	F
Checker	J	Mantle	E	Sundry	H
Checker Split	J	Marquee	F	Switch	F
Circles by Charles and Ray Earnes	J	Medium	D	Swivel	H
Circuit	H	Melange Tweed	J	Taut Linen	J
Coach Cloth	J	Meld	C	Teatro	H
Coast	G	Merit	D	Tempera	H
Coin Crypton	G	Mesh	H	Tend	I
Coincide	F	Messenger	C	Ticker	H
Colorwheel	J	Metric	C	Tilt	H
Compound	F	Micro	E	Tracery	H
Conduit	E	Mikado	J	Trellis	J
Cosset	F	Milestone	D	Trundle	D
Cove	I	Mimic	G	Unisol	J
Crosspatch	J	Minicheck	J	Valor	I
Cursive	J	Mister	I	Vases	J
Cycle	F	Mode	D	Veer	E
Design 9297	J	Multiply	E	Vineyard	J
Disc	F	Murmur	C	Waver	F
Dots	J	Muse	C	Wend	D
Double Triangles	J	Nimble	F	Wide Corduroy	J
Dwell	D	Offset	I	Willow	H
Edges by Alexander Girard	J	Optik	J	Wool Rib	I
Ellipsis	I	Orakelblume	J	Wrap	J
Emit	E	Orbit	E		
Enmesh	G	Pallet	D		
Entwine	H	Pepper	F		
Equate	G	Pick	E		
Exchange	F	Pick Crypton	G		
Facets	J	Pinnacle	H		
Fathom	G	Pitch	F		
Feature	H	Pocket	H		
Festoon	J	Prime	G		
Flint	J	Prompt	F		
		Province	F		
		Queue	H		

Effective April 1, 2021

## Mayer Fabric Grading

For memo samples order online at [www.mayerfabrics.com](http://www.mayerfabrics.com) or call Mayer at 800-428-4415.

Grades and availability of fabric are subject to change without notice. Changes could include but are not limited to price increases, discontinued patterns, discontinued colors, etc. See [jsifurniture.com](http://jsifurniture.com) for updated information.

Pattern	Grade	Pattern	Grade	Pattern	Grade	Pattern	Grade	Pattern	Grade
Abbey	D	Ecosphere	G	Laser	C	Quattro	B	Volante	H
Abstract	G	Elevation	F	Latitude	E	Ranchero	B	Voyager	E
Acclaim	D	Engrave	C	Lavish	D	Reflector	F	Wallaby SP Black	A
Acuco	G	Entwine	D	Links	D	Refuge	E	Whirligig	I
Align	C	Ephesus	G	London	F	Rejuvenate	G	Whirlwind	D
All Seasons	C	Equal	B	Longhorn	D	Relativity	F	Wildflower	H
Amadeus	G	Essence	D	Longitude	E	Replay	E	Wilson	H
Ankara	F	Etch	C	Lotus	H	Reveal	D	Wool Boucle	G
Antique	D	Evolve	H	Luminary	B	Reverb	C	Wool Felt	E
Apollo Silicone	F	Facets	E	Madras	D	Rift	D	Wool Heather	E
Arabesque	D	Fanfare	H	Madrid SP Black	A	Rumba	B	Xanadu	G
Aristocrat	D	Fedora	C	Malibu	D	Samba	C	Zazen	G
Array	E	Fiji	C	Mandala	I	Samurai	F	Zen	G
Ascension	F	Finale	D	Marathon II	A	Saori	H	Zest	C
Avenue	F	Flair	C	Marmara	F	Score	E		
Balance	F	Florentino	C	Matka	D	Sequel	C		
Bali	C	Form	E	Matter	E	Sequel Plus Nanoguard	D		
Basic	A	Forte	A	Maverick	C	Sequence	D		
Batik	C	Fortune	D	Mayfair	F	Shantung	E		
Blueprint	B	Foundation 10	C	Meander	D	Sherlock	C		
Boardwalk	F	Fresco	B	Melange	D	Sierra Sp Black	A		
Bolero	D	Fretwork	G	Metal Strips	G	Signs	H		
Boro	H	Function	D	Micro Dot	C	Silk Screen	D		
Botanica	F	Gala	F	Midway	C	Silverweave	D		
Botany	F	Galveston	D	Milagro	H	Sketch	C		
Boteh	J	Gatsby	D	Milano	D	Slick	D		
Caressa	C	Geisha	H	Mingle	D	Social Network	E		
Carousel	J	Gem	C	Mode	D	Soho	E		
Cascade	D	Genesis	C	Molecule	F	Soleil	F		
Catwalk	E	Genesis Plus	D	Monogram	D	Sophisticate	D		
Channel	D	Nanoguard	D	Moonscape	C	Space Odyssey	C		
Chaps	C	Graph	B	Mosaic	D	Spacer Mesh	C		
Charette	E	Grasscloth	C	Mosaic Plus Nanoguard	E	Special Black	A		
Chequers	E	Gravity	E	Multi-Crepe	B	Spectre	D		
Cipher	B	Gridline	D	Neo	D	Splendor	E		
Circuit	H	Groundworks	F	Nexus	C	Spokes	I		
Circumference	G	Haarlem	G	Niche	E	Static	F		
Cirque	E	Haberdash	C	Nirvana	G	Stellar	C		
Code	B	Habitat	B	Noble	C	Strata	C		
Collage	G	Havana	C	Nomad	E	Sula	H		
Comalapa	G	Hexagon	D	Nostalgia	D	Suna	G		
Contempo	C	Holiday	F	Nylon-Stat ESD	F	Sutra	G		
Continuum 10	C	Huipil	F	Obi	F	Sydney	B		
Copa	B	Images	D	Obsession	F	Synapse	G		
Cosmopolitan	D	Imprint	C	Odessa	F	Tango	C		
Cross Check	B	Infinity	G	Optic 10	C	Tattersall	F		
Cube	C	Interlace	D	Outback	C	Textura	F		
Cuddle Up	F	Interlochen	D	Oxen SP Black	A	Theory 10	C		
Curlicue	C	Interlude	B	Palermo	D	Time Line	D		
Dande	E	Intrigue	D	Paragon	C	Turnabout	G		
Darning	H	Jekyll & Hyde	C	Parallel	C	Valet	C		
Dazzle	D	Jitterbug	D	Pastime	F	Variant 10	C		
Debonair	G	Jive	C	Patio	C	Vector	H		
Decoy	C	Journey	D	Pebble Beach	B	Venetian	H		
Destiny	C	Jubilee	D	Phoenix	D	Verona	C		
Destiny Plus Nanoguard	D	Kantha	G	Plaza	E	Vibrant	D		
Disco	D	Katagami	J	Polygon	D	Viewpoint	G		
Drake	D	Kensington	D	Positive Thoughts	G	Villa	E		
Dublin Tweed	D	Key Largo	C	Primo	E	Vintage Mohair	J		
Durango	C	Kobe	C	Prism 10	C	Vinyl Stat ESD	E		
Duraweave 10	A	Labyrinth	F	Proportion	G	Vipassana	G		
Echo	D	Landscape	F	Puno	G	Vogue	E		

# Momentum Fabric Grading

For memo samples order online at [www.memosamples.com](http://www.memosamples.com) or call Momentum at 800-366-6839

Grades and availability of fabric are subject to change without notice. Changes could include but are not limited to price increases, discontinued patterns, discontinued colors, etc. See [jsifurniture.com](http://jsifurniture.com) for updated information.

Pattern	Grade	Pattern	Grade	Pattern	Grade	Pattern	Grade	Pattern	Grade
Ace	C	Ebb	J	Lina	J	Silica Checker	H	Tufted	J
Acoustic	G	Edison	I	Lineup	B	Silica Chopsticks	H	Turin	H
Acrobat	I	Embark	G	Lore	I	Silica Compass	H	Uplift	H
Agora II	E	Endurance EPU	C	Ludwig	I	Silica Cusp	H	Vanguard CV	D
Allegory	J	Eon EPU	C	Mandala	H	Silica Deflect	I	Veer	I
Amenity II	H	Essay	H	Mapping Ideas	I	Silica Effloresce	H	Velocity	F
Amuse	C	Essex Uph	D	Marathon C-Zero	B	Silica Etc.	G	Vertu EPU	F
Analog	I	Etude	I	Marcel	I	Silica Etch	F	Via	D
April	G	Evo CV	D	Memory	I	Silica Fiona	I	Viva II	F
Archer	I	Evolve	I	Millennium C-Zero	B	Silica Flick	I	Vox	C
Ascend	F	Expo	C	Mogul EPU	E	Silica Fresco	G	Wander	H
Audubon	I	Faux Felt	D	Nagoya	I	Silica Fritz	I	Waver	F
Bandwidth II	G	Faux Mo	F	Nifty	D	Silica Gidget	I	Weaving Palettes	G
Bangle	A	Fleet	G	Nimble	I	Silica Hiatus	I	Whim	G
Banter	I	Float	E	Oath	D	Silica Hoop	G	Whit EPU	D
Beeline EPU	C	Flock	D	Odyssey C-Zero	B	Silica Jig	H	Widget	C
Beep	D	Flow	H	Ohs II	I	Silica Kip	I	Wish	F
Beta	D	Flux	H	Origin	A	Silica Leather	F	Zipped	I
Bobby	B	Focal	E	Otto	D	Silica Likely	I		
Boom II	C	Fold	I	Pantheon	I	Silica Reach	H		
Boxcar	H	Foray	E	Parable	F	Silica Roam	I		
Bravo II	D	Free	C	Parenthesis	A	Silica Scout	I		
Brink	G	Fuse	A	Pax	J	Silica Spoke	H		
Brisk	H	Gatsby	H	Perk	C	Silica Strata	I		
Build	E	Glide	G	Phase	I	Silica Stride	F		
Buoy	G	Graph	B	Photon	I	Silica Tao	H		
Byways	I	Grid	C	Phrase	G	Silica Tech	F		
Cairns	I	Groove EPU	C	Pierre	J	Silica Thatch	G		
Camber	H	Guild	A	Ping	F	Silica Triad	F		
Canter EPU	C	Habit	B	Pip	D	Silica Waltz	I		
Carlo	I	Halo	H	Pique	F	Silica Wifi	I		
Cashmere II	E	Hark EPU	G	Plan	F	Site Line	I		
Central	F	Hawking	F	Platform	G	Skip	C		
Centric	G	Hearsay	I	Point	D	Slice	B		
Channel	F	Highline	I	Polka	G	Small Talk	H		
Chime EPU	G	Hitch	G	Printwork EPU	I	Solace	C		
Chipper	J	Hobnob	D	Progress EPU	G	Solitaire	C		
Chromatic	I	Hop	G	Propel	H	Spontaneous	I		
Cityscape	I	Hue	D	Propensity II	D	Sport	D		
Civil	F	Infinity C-Zero	B	Prospect	E	Stamp EPU	H		
Clang	F	Infusion	G	Proximity	H	Starboard	H		
Climb	I	Insight	A	Raft	H	Stroll	D		
Club EPU	F	Interim	J	Rein II	E	Strum	F		
Collect	E	Interlock	J	Reverb	I	Strut	F		
Colorwheel	H	Intermix II	E	Revolve	I	Sullivan	D		
Cover Cloth	C	Iota	H	Riga	H	Sunny	G		
Croquet	H	Jitney	F	Ring	H	Swim	D		
Cube	H	Jot	D	Rise	D	Synergy	D		
Culture	F	Journal	I	Rivet	F	Syntax	D		
Current	E	Kayak	I	Row	E	Tack	D		
Cutout	J	Keynote	D	Rubato	G	Tactic	H		
Cycle	F	Kindle	G	Rush Hour	I	Tag	H		
Dante	F	Kindred	G	Sail	I	Tanner	C		
Dart	B	Kinney	F	Score	H	Tesla	H		
Dash	G	Kit	D	Scrabble	D	Tilt	G		
Dayspell	I	Knack	C	Shuttle	G	Toggle	C		
Decode	D	Lateral	F	Sidestep	I	Traction	H		
Delve	J	Ledge	F	Silica	F	Tradition C-Zero	B		
Dive	G	Lella	G	Silica Andy	I	Trapeze	I		
Docket	I	Leno	I	Silica Arc	I	Trefoil	J		
Domain	G	Lens	C	Silica Bauble	H	Tribeca CV	D		
Drift	I	Level	H	Silica Bracket	G	Trilogy	G		

## Stinson Fabric Grading

For memo samples order online at [www.cfstinson.com](http://www.cfstinson.com) or call Stinson at 800-841-6279

Grades and availability of fabric are subject to change without notice. Changes could include but are not limited to price increases, discontinued patterns, discontinued colors, etc. See [jsifurniture.com](http://jsifurniture.com) for updated information.

Pattern	Grade	Pattern	Grade	Pattern	Grade	Pattern	Grade	Pattern	Grade
Ace	D	Dakota	D	Kilkenny Tweed	C	Pierce	C	Splice	H
Acrobat	I	Dart	D	Knot	F	Pinball	G	Sprint	C
Adagio	E	Deflection	G	Kusari	D	Pivot	C	Square One	D
Adirondack	F	Detail	E	Lara	B	Polka	E	Squire	F
Affinity	F	Deza	H	Laredo	C	Portico	F	Staple	C
Alfresco	G	Didi	E	Lateral	D	Posey	F	Stat-Con	F
Alignment	G	Diva	D	Latitude	C	Posh	E	Stellar	D
Amplify	C	Dodgeball	G	Lava	H	Power Grid	I	Steppe	H
Anagram	G	Donegal	E	Level	E	Prisma	F	Stitch In Time	D
Ardent	C	Downtown	I	Lifecycle	I	Progression	G	Storyboard	I
Arioso	F	Drift	F	Lift	I	Promenade	G	Strand	D
Armature	H	Drizzle	I	Live Wire	H	Queue	G	Stratford	I
Artisan	D	Duet	F	Loophole	F	Radiance	H	Stride	D
Avail	G	Eddy	I	Luster	E	Raffia	E	Stuff	J
Avant	C	Effervescence	H	Mandala	H	Rainier	C	Summit	F
Banyan	F	Elderberry	H	Mantra	J	Rally	C	Sunburst	G
Bari	F	Eli	F	Marimba	F	Raquette	G	Sundance w/Stakleen	E
Basket	G	English Pub	C	Marquetry	H	Raya	I	Supersillyness	I
Bass Line	G	Equinox	F	Martini	F	Realm	E	Swipe	F
Beatbox	F	Essential	C	Matrix	E	Refraction	D	Swivel	G
Bespoke	E	Etch	F	Max	G	Retrograde	D	Symmetry	H
Bistro	C	Euclid	D	Maxwell	E	Revolution	G	Sync	I
Blip	D	Expressions	C	Maze	I	Revolve	I	Tangram	F
Bliss	I	Fast Lane	D	Median	F	Rhythm	J	Tender	H
Block Party	G	Fiberdrill	F	Mesa	I	Rialto	C	Tendrill	D
Bongo	H	Figment	H	Mica	D	Riddle	D	Tessuto	D
Boomerang	J	Fizz	E	Migration	I	Ritz	E	Thrive	I
Borderline	H	Flanders	D	Mingle	F	Rivera	F	Tidbit	F
Breton	G	Fleck	C	Moby	C	Rogue II	C	Torus	G
Brilliant	D	Flip Flops	H	Moccasin	C	Rouge II	C	Touch Base	F
Brixton	G	Folio	G	Mod	G	Round Trip	I	Touchstone	D
Brushwork	I	Fractal	G	Modena	F	Salinas	I	Tranquility	H
Bryant Park	C	Frequency	G	Monhegan	G	San Simeon	H	Transcend	C
Bubblerake	J	Full Turn	J	Montage	E	Satchel	D	Tribeca	C
Budget Black	A	Furrows	D	Montana	C	Satellite	E	Trio	I
Burkshire	C	Fuse	C	Moxie	F	Scintillate	G	Tweed	F
Calibration	H	Galileo	F	Natural World	J	Scout	C	Twiggy	F
Cannon Beach	I	Geomet	E	Nest	H	Script	D	Twist	H
Carlisle	D	Glisten	I	Network	G	Season	H	Uptown	I
Casablanca	I	Gradation	E	New Hempstead	C	Sedona	I	Vanish	I
Cassidy	C	Gravity	E	Nimble	G	Semaphore	H	Velocity	F
Catalina	G	Grille	D	Nishiki	D	Sensor	G	Voltage	I
Catalyst	C	Grove	H	Nova	E	Sentry - HC	C	Volterra-HC	I
Chainite	F	Handwork	G	Obscura	G	Sequence	D	Vortexia	I
Channel	E	Happy Tappy	I	Offset	H	Serene	H	Walk The Line	J
Chaos	J	Hashtag	G	Olivia	C	Seta	F	Whirl	G
Charlotte	E	Haven	F	Olympus	F	Shantung	C	Whisper	C
Chroma	E	Helix	H	Orbit	E	Shift	C	Winnly	E
Cirque	F	Hexie	I	Outlander	D	Shimmy	E	Wish	J
Cirro	G	Hi-Fi	D	Overlay	E	Shuffle	H	Wyatt	E
Citadel	C	Highlight	D	Oxford	C	Sideline	F	Ybor	F
Clean Slate	D	Hive	D	Pacifica	H	Silicone - Avail	G	Ziggy	C
Coco	F	Hopsack	D	Paloma	D	Silicone - Downtown	I	Zodiac	D
Colden	G	Hush	F	Paradox	H	Silicone - Max - One	G	Zoom	F
Comeback	H	I Spy	H	Park Avenue	F	Silicone - Uptown	I		
Concentric	G	Infinity Plush	I	Passport	F	Silver Point	G		
Connect	C	Inside Track	D	Patriot Plus II	C	Sirocco	G		
Continuum	E	Jala	I	Penelope	G	Sleek	D		
Converge	H	Jillian	D	Pergola	F	Sleeping Bear Dunes	G		
Core	C	Juxy	G	Perimeter	F	Smoothie	D		
Corium	F	Kennebunk	G	Perspective	H	Solitaire	C		
Criss Cross	D	Kid	E	Piccadilly	F	Spirit Millennium	C		



**SPRADLING®** Effective April 1, 2021

## Spradling Fabric Grading

Grades and availability of fabric are subject to change without notice. Changes could include but are not limited to price increases, discontinued patterns, discontinued colors, etc. See [jsifurniture.com](http://jsifurniture.com) for updated information.

For memo samples order online at [www.spradlingvinyl.com](http://www.spradlingvinyl.com).

<b>Pattern</b>	<b>Grade</b>
Edgeline	C
Maglia	C
Silververtex	C
Whisper	B



**Ultrafabrics.** Effective April 1, 2021

## Ultrafabrics Fabric Grading

Grades and availability of fabric are subject to change without notice. Changes could include but are not limited to price increases, discontinued patterns, discontinued colors, etc. See [jsifurniture.com](http://jsifurniture.com) for updated information.

For memo samples order online at [www.ultrafabricsllc.com](http://www.ultrafabricsllc.com).

<b>Pattern</b>	<b>Grade</b>
Brisa	E
Brisa Distressed	E
Brisa Fresco	E
Brisa Mokume	E
Cora Outdoor	G
Distressed Outdoor	G
Strada	D
Toscana	D
Ultraleather	E
Ultraleather Fusion	G
Ultraleather Fusion Shimmer	G
Ultraleather Geom	G
Ultraleather Linen	G
Ultraleather Pearlized	G
Ultraleather Pony	E
Ultraleather Pro	E
Ultraleather Promessa	E
Ultraleather Reef Pro	G
Ultraleather Tottori	E
Ultraleather Volar Bio-Based	H
Ultratech Cove	G
Ultratech Dwell	G
Ultratech Eco Tech	E
Ultratech Helix	G
Ultratech Wired	G





Effective March 1, 2021



## Cortina Leather Grading

For memo samples order online at [jsi@cortinaleathers.com](mailto:jsi@cortinaleathers.com)

Grades and availability of leather are subject to change without notice. Changes could include but are not limited to price increases, discontinued patterns, discontinued colors, etc. See [jsifurniture.com](http://jsifurniture.com) for updated information.

<b>Pattern</b>	<b>Grade</b>
Caprone	L2
Davenport	L1
Old English	L2

If selecting non-carded patterns/colorways pricing will be based on Full Hide usage.  
Contact Customer Service for price quote.

## Custom Options

### Wood and Metal Laser Cut Backs

Many of our seating models are available with custom wood engraving or laser cut backs. University seals, logos, unique designs, or any type of graphic can be designed into the seating back for a custom creation. Copyright approval may be required. Consult JSI Customer Service for pricing and artwork specifications. Artwork must be submitted as a JPG or PDF file.

#### Example



### Wood Laser Engraving and Cut Outs General Pricing

\* must order plain back when choosing these options

For Artwork 4" x 4" or Less	\$48 list per chair
For Artwork Less than 6" x 6"	\$85 list per chair
For Artwork Larger than 6" x 6"	Call For Pricing

For orders fewer than 50 pieces, add \$136 list per design, per order. This pricing reflects etching (leaving the wood dark). If additional painted colors are added to artwork please call customer service for pricing.

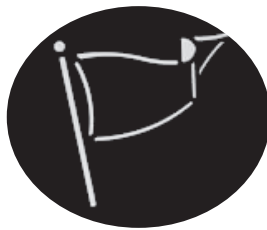
A \$119 list set-up fee applies.

### Metal Laser Cut Out General Pricing

\* must order plain back when choosing this option.

Contact Customer Service for pricing.

Examples shown below



Leather engraving also available. Please call Customer Service for pricing and availability.

## Specification Tools

JSI products are manufactured to order and provide a multitude of options to address your individual customer needs. As you process your order do not forget to include all the necessary information to allow the order entry process to be completed. Please see the order checklist at the beginning of every series.

JSI Customer Service edits every order for complete information. If details are not included with the purchase order, Customer Service will contact you to answer these questions. If information is not completed in a timely manner it will delay the entry process and could effect your product delivery date. To avoid delay in order entry and potential delay in delivery of your order, please double check the line items to ensure all selections have been completed.

To ensure completion of details on your purchase order, electronic catalogs and specification tools have been developed to aid in the process. These electronic tools include:

**20-20 GIZA Studio and 20-20 CAP Studio** software offers state-of-the-art design, specification, photo-realistic rendering and three-dimensional visualization capabilities for configurable products in the commercial interior design markets. 20-20 GIZA Studio and 20-20 CAP Studio are available for all JSI Casework and Seating products, in 2D and 3D graphics and the Specifier Catalog. Updates are made monthly reflecting any changes that occurred. To be sure the most up to date information is provided on orders, users of this software program are responsible to update their catalogs.

**CET Designer, by Configura** is an all-in-one software solution for space planning and configuration of products. The intuitive workflow guides you through entire process from idea to reality - supporting every step of the sales process

**ProjectMatrix, Inc.** offers a full software solution for the contract furniture industry. Their software can help you create space plans to specifications for ease of specifying our JSI Casework and Seating product lines. Updates are made monthly reflecting any changes that occurred. To be sure the most up to date information is provided on orders, users of this software program are responsible to update their catalogs.

**GSAdvantage** is a Federal Government electronic catalog site offered to assist GSA customers in specifying and pricing JSI product. Listed at this site are all contract items and prices under GSA Contract # GS-28F-0030U.

Our JSI website [jsifurniture.com](http://jsifurniture.com) provides many tools to assist in the design and order selection. Included in the site are downloadable images, typicals, product symbols, brochures, contact information, price lists, sales representative locations, warranty and environmental information.

## GSA Terms and Conditions



**Contract Holder**  
Contract # GS-28F-0030U

**In addition to the standard terms and conditions, the following terms and conditions apply to GSA contract.**

### Contract Number

GS-28F-0030U

### Contract Period

June 24, 2013 - June 24, 2023

### Statement of Intended Use

The furniture covered by special item number 33721 Office Furniture shall comply with the requirements defined in purchase description 3QSAB 09-608. All furniture offered under this SIN shall be GSA Chassis Grade 1, 2, 3 or NA, GSA Drawer Grade 1, 2, 3, 4 or NA, Design A B or C, as defined in 3QSAB 09-608.

### Description of Special Item Number SIN #33721

### Cooperative Purchasing

No

### Set Aside

No

### FSC/PSC Code

7125

### NAICS 337211 Wood Office Furniture Manufacturing 1000 employees

Includes all furniture placed in an office, such as chairs, desks, etc. In addition, ancillary services are included, however services performed shall not be the primary purpose of the work ordered.

### Lowest Price Model

SIN #	Model Number	Net Price
33721	VS-LBRKT-20	\$28.03

### Maximum Order

\$250,000 net

### Geographic Coverage

48 contiguous states and Washington D.C.

### Point of Production

Jasper, Dubois County, Indiana  
Orleans, Orange County, Indiana  
Paoli, Orange County, Indiana

### Discount

Discount 61.6%\* off list.

\*Discount for Walden and Wellington is 61.71% off list.

### Discount Quantity

Walden and Wellington only  
\$300,000 to \$350,000 Net = 0.5%  
\$350,001 to \$400,000 Net = 1%  
\$400,001 to \$450,000 Net = 1.5%

### Prompt Payment Terms

1% 15 - net 30 days from date of invoice.

### Government purchase cards are accepted at or below the micro-purchase threshold

### Government purchase cards are accepted above the micro-purchase threshold

### Foreign Terms

Not applicable.

### Time of Delivery

30-75 days after receipt of order, 90 days maximum.

### Expedited Delivery

Contact Customer Service 800-457-4511

### Overnight and 2-day Delivery

Not applicable.

### Urgent Requirements

Contact Customer Service 800-457-4511

### F.O.B. Points

F.O.B. destination, freight prepaid and allowed to 48 contiguous states and Washington D.C. excludes special delivery requirements.

# GSA Terms and Conditions

## Ordering Address

Jasper Seating Company, Inc. d/b/a JSI  
Attn: Participating Dealer  
225 Clay Street  
Jasper, IN 47546  
Fax: 812-482-1548  
Phone: 800-457-4511  
Email: orders@jaspergroup.us.com

## Order Procedures:

Per contract

## Payment Address

JSI  
225 Clay Street  
Jasper, IN 47546

## Warranty Provision

JSI Commercial 15 year warranty applies

## Export Package Charges

Quoted on project-by-project basis.

## Terms of Government Commercial Credit Card Acceptance

Accepted.

## Rental, Maintenance, and Repair

Not applicable.

## Terms and Conditions of installation

12% of net purchase order for installation services up to \$150,000.00 of net purchase price.

## Terms and conditions of repair parts, etc.

See warranty.

## List of service and distribution points

Contact Customer Service 800-457-4511.

## List of participating dealers

Contact Customer Service 800-457-4511.

## Preventive Maintenance

N/A

## Environmental Attributes

GreenGuard Certified and recycled wood waste and fabric remnants

## Section 508 Compliance.

N/A

## DUNS #

00-636-7767

## CCR and SAMS Registration

Jasper Seating Company, Inc. is registered  
Cage Code #31881  
Federal ID #35-0420370

## Product Modifications

We willingly accept customers' modifications to standard products. See product modification information by series at the start of each series under the "Product Modification" sections. If there is a modification you desire that is not listed in this section, please call Customer Service for a modification quote/price

## Acceptance, Modification, Assignment

By placing this order for furniture, material or other products (sometimes collectively referred to as "goods"), customer agrees to these terms and conditions which shall prevail over inconsistent provisions in any other form or document of customer. No change or modification shall be applicable unless set forth in writing and signed by company. Neither this order nor any interest therein shall be assigned by customer except with the prior written consent of company.

## Payment

Customer agrees to pay to company the amount indicated on the invoice, 1% 15 days, net 30 days from date of invoice (U.S. funds only), for goods ordered. Interest will be charged after 30 days from the date of invoice at the rate of one and a half percent (1.5%) per month. International sales will require additional payment arrangements. No goods shall be sold on consignment or conditional sales basis. Payment for the goods delivered hereunder shall constitute acceptance thereof.

## Attorneys' Fees

Customer shall be responsible for all expenses and cost in connection with the enforcement by company of these terms and conditions and the cost of collection (including the fees of any collection agencies to whom the customer's account may be referred), plus reasonable attorneys' fees (which attorneys' fees shall not be less than 25% of the amount due, unless a lower amount is specified by applicable law).

## Remedies

The remedies herein reserved shall be cumulative, and additional to any other or further remedies provided in law or equity. No waiver of a breach of any provision of these terms and conditions shall constitute waiver of any other breach or of such provision.

## Insolvency

Company may forthwith cancel this order in the event of the happening of any of the following or any other comparable event: insolvency of the customer, the filing of a voluntary petition in bankruptcy, the filing of any involuntary petition to have customer declared bankrupt provided it is not vacated within thirty (30) days from the date of filing, the appointment of a receiver or trustee for customer provided such appointment is not vacated within thirty (30) days from the date of such appointment, or the execution by customer of an assignment for the benefit of creditors.

# GSA Terms and Conditions

## Limitation of Liability

The Company shall not under any circumstances be liable to the customer, owner of the goods or any third party for special, indirect, incidental, or consequential damages, including, without limitation, loss of profits or revenues, loss or damage to other property or equipment, cost of capital or of purchased or replacement goods, or expense, delay, or inconvenience cause by or arising from the purchase, sale, use, repair or inability to use the goods or by any performance or non-performance under, or breach of, these terms and conditions. The Company's sole liability for any defective goods shall be its repair or its replacement pursuant to the express warranties set forth above, or if amended, as applicable at the time of manufacture or repair of the goods. Some states do not allow the exclusion or limitation of incidental or consequential damages, so the above limitations or exclusion may not apply to all customers. Any action resulting from any breach on the part of company as to the goods or services delivered here under must be commenced within one year after the cause of action has occurred.

## Returns and Allowances

Reasonable touch-up and deluxing is the dealer's responsibility. The Company will not make allowances for trip or delivery charges, but will only make allowance for actual work performed to correct manufacturing defects. Allowances maybe authorized only by a company officer. It is the responsibility of the field sales representative to inspect any defective merchandise and make suggestions and recommendations as to the proper disposition. Field personnel cannot obligate or bind the company by definite agreement, without final authorization by a company officer. Company will not accept automatic charge backs which do not have prior authorization. All defects must be called to the company's attention upon arrival at the customer's "ship to" destination. To initiate any type of claim or request for parts, it is imperative to have the model number or fabric number, which may be located on the tag attached to the frame of the unit. Authorization for return to the company via a return goods authorization. Company will not issue credit allowances for any repairs without company's prior consent. Under no circumstances shall the company accept COD (cash on delivery) returns, and any such shipment will be refused.

## Security Agreement

The Company may require and customer shall grant a security interest in goods sold pursuant to any credit the company may extend to the customer.

## Governing Law

All disputes between the parties, whether or not arising out of these terms and conditions, will be governed by the laws of the state of Indiana. Customer agrees to submit to the jurisdiction of and agrees all lawsuits relating to any disputes between the customer and the company will be brought only in a state court located in Dubois County, Indiana or the United States District Court for the Southern District of Indiana. The customer hereby waives the right to a trial by jury in any action, proceeding, claim, or counterclaim whether in contract or tort, at law or in equity, arising out of or relating in any way to these terms and conditions and all other disputes between the parties.

## Mitigation

If the company repossesses the goods prior to payment by the customer of all amounts due hereunder, the company may sell the goods, as is, where is, free and clear of all rights of the customer at either public or private sales, and apply the net proceeds (after deducting expenses of repossession and sale) to the obligation of customer hereunder. The customer may dispose of the goods in any commercially reasonable place and manner and the customer waives any notice of time, place and manner of sale.

## Integration

This order for goods, including these terms and conditions, along with any credit application, invoice, statement, dealer contract, acknowledgment, bill of lading (and any exhibits, addenda or amendments thereto) of which this order may be a part, constitutes the sole and complete agreement between the company and the customer with respect to the purchase of the goods.

## Dimensions/Specifications/Finishes

All dimensions are approximate and may vary due to the upholstery technique of each craftsman. If exact dimensions are required, it is necessary for the customer to state such specifications with the order. Detailed specifications sheets are available for each series of goods, and customer should consult the company's customer service department for these specification sheets. Company reserves the right to make changes in dimensions, style, or specifications if company believes these changes will improve the goods' quality or appearance. Company reserves the right to substitute hardwoods due to availability at production. Due to the natural characteristics of wood, environmental effects, and material upgrades, the company cannot guarantee exact finish matches on existing goods previously ordered from company. If an exact match to customer's existing goods is required, it must be specified so that the proper procedures can be followed to ensure an acceptable finish. Company will accept no liability for the finish if this procedure isn't followed. Company reserves the right to make changes in a finish formula if company believes the change will improve the quality or appearance of company's goods.

## Company's Performance of Its Obligation

The production and delivery of the goods to the extent delayed or hindered or prevented from the performance by reason of natural disasters, acts of god, strikes, lockouts, labor troubles, inability to procure materials, casualties, failure of power, restrictive governmental laws or regulations, riots, insurrections, acts of terrorism, war or other reason of a like nature not the fault of the company shall excuse for the period of the delay the company's performance and the period for the performance shall be extended for a period equivalent to the period of such delay.

# GSA Terms and Conditions

## Security Agreement

The Company may require and customer shall grant a security interest in goods sold pursuant to any credit the company may extend to the customer.

## Governing Law

All disputes between the parties, whether or not arising out of these terms and conditions, will be governed by the laws of the state of Indiana. Customer agrees to submit to the jurisdiction of and agrees all lawsuits relating to any disputes between the customer and the company will be brought only in a state court located in Dubois County, Indiana or the United States District Court for the Southern District of Indiana. The customer hereby waives the right to a trial by jury in any action, proceeding, claim, or counterclaim whether in contract or tort, at law or in equity, arising out of or relating in any way to these terms and conditions and all other disputes between the parties.

## Mitigation

If the company repossesses the goods prior to payment by the customer of all amounts due hereunder, the company may sell the goods, as is, where is, free and clear of all rights of the customer at either public or private sales, and apply the net proceeds (after deducting expenses of repossession and sale) to the obligation of customer hereunder. The customer may dispose of the goods in any commercially reasonable place and manner and the customer waives any notice of time, place and manner of sale.

## Integration

This order for goods, including these terms and conditions, along with any credit application, invoice, statement, dealer contract, acknowledgment, bill of lading (and any exhibits, addenda or amendments thereto) of which this order may be a part, constitutes the sole and complete agreement between the company and the customer with respect to the purchase of the goods.

## Dimensions/Specifications/Finishes

All dimensions are approximate and may vary due to the upholstery technique of each craftsman. If exact dimensions are required, it is necessary for the customer to state such specifications with the order. Detailed specifications sheets are available for each series of goods, and customer should consult the company's customer service department for these specification sheets. Company reserves the right to make changes in dimensions, style, or specifications if company believes these changes will improve the goods' quality or appearance. Company reserves the right to substitute hardwoods due to availability at production. Due to the natural characteristics of wood, environmental effects, and material upgrades, the company cannot guarantee exact finish matches on existing goods previously ordered from company. If an exact match to customer's existing goods is required, it must be specified so that the proper procedures can be followed to ensure an acceptable finish. Company will accept no liability for the finish if this procedure isn't followed. Company reserves the right to make changes in a finish formula if company believes the change will improve the quality or appearance of company's goods.

## Company's Performance of Its Obligation

The production and delivery of the goods to the extent delayed or hindered or prevented from the performance by reason of natural disasters, acts of god, strikes, lockouts, labor troubles, inability to procure materials, casualties, failure of power, restrictive governmental laws or regulations, riots, insurrections, acts of terrorism, war or other reason of a like nature not the fault of the company shall excuse for the period of the delay the company's performance and the period for the performance shall be extended for a period equivalent to the period of such delay.

## Jude Order Check List:



### Specify:

- ☐ 1. Model Number
- ☐ 2. Wood Species - Beech (B)
- ☐ 3. Wood Finish/Paint Color
- ☐ 4. Plastic Color
- ☐ 5. Fabric Selection - vendor, pattern and color
- ☐ 6. Optional Rubber Cushion Nylon Glides - no upcharge; chairs only

### Example:

JU413C | B | AUB | EWM | MOMENTUM | VOX | MYSTIC  
(model #) | (wood species) | (finish) | (plastic color) | (fabric vendor) | (pattern name) | (pattern color)

#### 1. Model Number

#### 2. Wood Species - Beech

#### 3. Wood Finish/Color Options:

CAG Aged Ash Coordinate	CFO Fossil Coordinate
ALM Ale Medium	CGR Graphite Coordinate
AUB Auburn	HRV Harvest
BRL Barley	HEN Henna
CBE Blonde Echo Coordinate	CHL High Line Coordinate
BBM Bourbon Medium	HNY Honey
CBZ Brazilwood Coordinate	CKC Khaki Coordinate
BRM Brighton Medium	LGC Legacy
BRW Brownie	MCH Mocha
BUT Butterscotch	NTO Night Owl
CAN Canyon	NUT Nut Brown
CIN Cinnamon	COA Oatmeal Cookie Coordinate
CIT Citron	CPI Pinnacle Walnut Coordinate
CLA Classic	PRL Praline
CCF Coffee Coordinate	SAF Saffron
CLL Collectors	SIE Sienna
CCR Cremello Coordinate	CST Studio Teak Coordinate
DES Desert	TOF Toffee
EAR Earthy	TRF Truffle
ECU Ecru	VEN Venetian
ESP Espresso	CVI Vintage Coordinate
FLX Flax	CWH Walnut Heights Coordinate
CFL Florence Walnut Coordinate	CWE Weathered Ash Coordinate

#### Paint Color - Add \$38 list per item

BKD Backdrop	GRV Greek Villa
BFX Black Fox	GLF Gulf Stream
BWH Bright White	HTB Heartthrob
CGP Cargo Pants	NET Network Gray
CHT Chatroom	NWH Nonchalant White
DSY Daisy	PAR Paradise
DRG Daring	QXP Quixotic Plum
DYN Dynamo	RBZ Relic Bronze
ENG Enigma	SND Sandbank
FRR French Roast	STM Storm
GBY Georgian Bay	TRC Tricorn Black

#### 4. Plastic Color:

EWM Extra White	SRM Stop Red
MGM Morning Fog	TRC Tricorn Black

#### 5. Fabric Selection - Please supply the following:

Fabric vendor  
Pattern name  
Pattern color

[For a complete list of JSI Graded-In Fabric click here](#)

When specifying contrasting upholstery, indicate clearly which upholstery is to be applied to the seat, back and arms. Use higher grade pricing.

- Indicate direction of fabric - Railroaded or Up the Roll
- Please provide illustration, if available

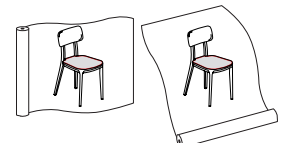
#### All COM orders must include the following:

- Fabric vendor's name, pattern name and color
- Sample of the fabric attached to order
- Model numbers of items for fabric application
- Special application instructions (e.g., all stripes will be applied front to back unless specified otherwise)
- Customer and purchase order number

Ship prepaid COM material to:


JSI  
Attn: COM Dept  
201 East Martin Street  
Receiving B, Dock 71  
Orleans, IN 47452


Application of fabric:  
Railroaded Up the Roll





All COM orders will ship at standard lead time from receipt of COM except for orders requiring special custom matched finishes.





Description	① Model	Specifications				List Price
<div>Armless Guest Chair with Plastic Seat and Back</div> <div></div>	<div>JU413A</div> <div>· plastic seat and back</div> <div>GSA contract SIN #33721</div>	Dimensions	D	W	H	\$562
		Overall	19 ½	16	31 ½	
		Seat	16	15 ¾	18 ½	
		Upholstery	Shipping			
			Ctn Wt	13		
		Cu Ft	8			

Description	① Model	Specifications				List Price Per Grade
Armless Guest Chair with Upholstered Seat and Plastic Back 	<b>JU413C</b> · upholstered seat · plastic back GSA contract SIN #33721	<b>Dimensions</b>	<b>D</b>	<b>W</b>	<b>H</b>	COM \$720
		Overall	19 ½	16	31 ½	A \$728
		Seat	16	15 ¾	18 ½	B \$745
		<b>Upholstery</b>	<b>Shipping</b>			COL/C \$773
		COM Ydg	¾	Ctn Wt	13	D \$808
		COL Sq Ft	9	Cu Ft	8	E \$842
						F \$898
						G \$956
						H \$1,019
						I \$1,119
						J \$1,236
						L1 \$1,000
						L2 \$1,079

Armless Guest Chair with Upholstered Seat and Back 	<b>JU413D</b> · upholstered seat and back GSA contract SIN #33721	<b>Dimensions</b>	<b>D</b>	<b>W</b>	<b>H</b>	COM \$787
		Overall	19 ½	16	31 ½	A \$794
		Seat	16	15 ¾	18 ½	B \$812
		<b>Upholstery</b>	<b>Shipping</b>			COL/C \$838
		COM Ydg	¾	Ctn Wt	13	D \$873
		COL Sq Ft	18	Cu Ft	8	E \$909
						F \$965
						G \$1,023
						H \$1,086
						I \$1,184
						J \$1,302
						L1 \$1,065
						L2 \$1,144

Description	1 Model	Specifications	List Price
Counter Height Stool with Plastic Seat and Back	<b>JU414A</b> · plastic seat and back · optional matte black, polished aluminum or brass scuff plate available; specify color and add \$19 list each	<b>Dimensions</b>	<b>\$823</b>
		Overall 20 ¾ 17 37 ¾	
	GSA contract SIN #33721	Seat 16 15 ¾ 26 ¼	
		<b>Upholstery</b>	<b>Shipping</b>
		Ctn Wt 14	
		Cu Ft 10	

Description	1 Model	Specifications	List Price Per Grade
Counter Height Stool with Upholstered Seat and Plastic Back	<b>JU414C</b> · upholstered seat · plastic back · optional matte black, polished aluminum or brass scuff plate available; specify color and add \$19 list each	<b>Dimensions</b>	<b>COM \$981</b>
		Overall 20 ¾ 17 37 ¾	A \$989
	GSA contract SIN #33721	Seat 16 15 ¾ 26 ¼	B \$1,006
		<b>Upholstery</b>	COL/C \$1,033
		COM Ydg ¾ Ctn Wt 14	D \$1,069
		COL Sq Ft 9 Cu Ft 10	E \$1,103
			F \$1,160
			G \$1,218
			H \$1,282
			I \$1,379
			J \$1,498
			L1 \$1,261
			L2 \$1,339

Counter Height Stool with Upholstered Seat and Back	<b>JU414D</b> · upholstered seat and back · optional matte black, polished aluminum or brass scuff plate available; specify color and add \$19 list each	<b>Dimensions</b>	<b>COM \$1,055</b>
		Overall 20 ¾ 17 37 ¾	A \$1,062
	GSA contract SIN #33721	Seat 16 15 ¾ 26 ¼	B \$1,079
		<b>Upholstery</b>	COL/C \$1,105
		COM Ydg ¾ Ctn Wt 14	D \$1,140
		COL Sq Ft 18 Cu Ft 10	E \$1,176
			F \$1,232
			G \$1,291
			H \$1,354
			I \$1,452
			J \$1,570
			L1 \$1,334
			L2 \$1,413

**To Order, Specify:**

- 1 Model Number
- 2 Wood Species - Beech
- 3 Wood Finish/Paint Color (see page 35)
- 4 Plastic Color (see page 35)
- 5 Fabric Selection - vendor, pattern and color
- 6 Optional Rubber Cushion Nylon Glides - no upcharge

- 5 See a selection of graded in fabric manufacturers and patterns on pages 20-28. Contact Customer Service for additional fabric options.

**Specifications**

- Wood species - Beech.
- Plastic is polypropylene.
- Upholstered seats and backs use polyurethane foam.
- Standard with rubber cushion metal glides.

Description	① Model	Specifications	List Price																								
Barstool with Plastic Seat and Back	<b>JU418A</b> <ul style="list-style-type: none"> <li>· plastic seat and back</li> <li>· optional matte black, polished aluminum or brass scuff plate available; specify color and add \$19 list each</li> </ul> GSA contract SIN #33721	<table> <tr> <th>Dimensions</th><th>D</th><th>W</th><th>H</th></tr> <tr> <td>Overall</td><td>22</td><td>17 ½</td><td>42</td></tr> <tr> <td>Seat</td><td>16</td><td>15 ¾</td><td>30 ½</td></tr> <tr> <th>Upholstery</th><th colspan="3">Shipping</th></tr> <tr> <td></td><td>Ctn Wt</td><td colspan="2">15</td></tr> <tr> <td></td><td>Cu Ft</td><td colspan="2">12</td></tr> </table>	Dimensions	D	W	H	Overall	22	17 ½	42	Seat	16	15 ¾	30 ½	Upholstery	Shipping				Ctn Wt	15			Cu Ft	12		\$853
Dimensions	D	W	H																								
Overall	22	17 ½	42																								
Seat	16	15 ¾	30 ½																								
Upholstery	Shipping																										
	Ctn Wt	15																									
	Cu Ft	12																									




Description	① Model	Specifications	List Price Per Grade																								
Barstool with Upholstered Seat and Plastic Back	<b>JU418C</b> <ul style="list-style-type: none"> <li>· upholstered seat</li> <li>· plastic back</li> <li>· optional matte black, polished aluminum or brass scuff plate available; specify color and add \$19 list each</li> </ul> GSA contract SIN #33721	<table> <tr> <th>Dimensions</th><th>D</th><th>W</th><th>H</th></tr> <tr> <td>Overall</td><td>22</td><td>17 ½</td><td>42</td></tr> <tr> <td>Seat</td><td>16</td><td>15 ¾</td><td>30 ½</td></tr> <tr> <th>Upholstery</th><th colspan="3">Shipping</th></tr> <tr> <td>COM Ydg</td><td>¾</td><td>Ctn Wt</td><td>15</td></tr> <tr> <td>COL Sq Ft</td><td>9</td><td>Cu Ft</td><td>12</td></tr> </table>	Dimensions	D	W	H	Overall	22	17 ½	42	Seat	16	15 ¾	30 ½	Upholstery	Shipping			COM Ydg	¾	Ctn Wt	15	COL Sq Ft	9	Cu Ft	12	COM \$1,015 A \$1,023 B \$1,040 COL/C \$1,068 D \$1,102 E \$1,138 F \$1,194 G \$1,253 H \$1,316 I \$1,413 J \$1,530 L1 \$1,296 L2 \$1,375
Dimensions	D	W	H																								
Overall	22	17 ½	42																								
Seat	16	15 ¾	30 ½																								
Upholstery	Shipping																										
COM Ydg	¾	Ctn Wt	15																								
COL Sq Ft	9	Cu Ft	12																								



Barstool with Upholstered Seat and Back	<b>JU418D</b> <ul style="list-style-type: none"> <li>· upholstered seat and back</li> <li>· optional matte black, polished aluminum or brass scuff plate available; specify color and add \$19 list each</li> </ul> GSA contract SIN #33721	<table> <tr> <th>Dimensions</th><th>D</th><th>W</th><th>H</th></tr> <tr> <td>Overall</td><td>22</td><td>17 ½</td><td>42</td></tr> <tr> <td>Seat</td><td>16</td><td>15 ¾</td><td>30 ½</td></tr> <tr> <th>Upholstery</th><th colspan="3">Shipping</th></tr> <tr> <td>COM Ydg</td><td>¾</td><td>Ctn Wt</td><td>15</td></tr> <tr> <td>COL Sq Ft</td><td>18</td><td>Cu Ft</td><td>12</td></tr> </table>	Dimensions	D	W	H	Overall	22	17 ½	42	Seat	16	15 ¾	30 ½	Upholstery	Shipping			COM Ydg	¾	Ctn Wt	15	COL Sq Ft	18	Cu Ft	12	COM \$1,064 A \$1,073 B \$1,089 COL/C \$1,116 D \$1,151 E \$1,186 F \$1,242 G \$1,300 H \$1,363 I \$1,462 J \$1,581 L1 \$1,345 L2 \$1,423
Dimensions	D	W	H																								
Overall	22	17 ½	42																								
Seat	16	15 ¾	30 ½																								
Upholstery	Shipping																										
COM Ydg	¾	Ctn Wt	15																								
COL Sq Ft	18	Cu Ft	12																								



Description	① Model	Specifications				List Price Per Grade	
Lounge Chair 	<b>JU420D</b> · upholstered seat and back GSA contract SIN #33721	<b>Dimensions</b>	<b>D</b>	<b>W</b>	<b>H</b>	<b>COM</b>	<b>\$1,632</b>
		Overall	24 ½	28 ¾	27	<b>A</b>	<b>\$1,647</b>
		Seat	20	28	17	<b>B</b>	<b>\$1,678</b>
		<b>Upholstery</b>	<b>Shipping</b>			<b>COL/C</b>	<b>\$1,734</b>
		COM Ydg	1 ¾	Ctn Wt	28	<b>D</b>	<b>\$1,806</b>
		COL Sq Ft	35	Cu Ft	14	<b>E</b>	<b>\$1,875</b>
						<b>F</b>	<b>\$1,985</b>
						<b>G</b>	<b>\$2,103</b>
						<b>H</b>	<b>\$2,230</b>
						<b>I</b>	<b>\$2,427</b>
						<b>J</b>	<b>\$2,662</b>
						<b>L1</b>	<b>\$2,190</b>
						<b>L2</b>	<b>\$2,348</b>

**To Order, Specify:**

- ① Model Number
- ② Wood Species - Beech
- ③ Wood Finish/Paint Color (see page 35)
- ④ Plastic Color (see page 35)
- ⑤ Fabric Selection - vendor, pattern and color
- ⑥ Optional Rubber Cushion Nylon Glides - no upcharge

- ⑤ See a selection of graded in fabric manufacturers and patterns on pages 20-28. Contact Customer Service for additional fabric options.

**Specifications**

- Wood species - Beech.
- Plastic is polypropylene.
- Upholstered seats and backs use polyurethane foam.
- Standard with rubber cushion metal glides.

Knox Order Check List:



Specify:

☐ 1. Model Number

☐ 2. Plastic Color or Wood Finish

☐ 3. Fabric Selection - vendor, pattern and color

☐ 4. Handle Cut Out - upcharge applies

☐ 5. Arm Option - Arctic Silver Nylon (ASP) or Matte Black Nylon (MBK) - no upcharge

☐ 6. Optional Wood Cap - add \$83 list per arm

☐ 7. Metal Frame - upcharge applies for chrome

☐ 8. Swivel Base - Black Nylon (BL) - no upcharge or Polished Aluminum (PA) - add \$87 list

☐ 9. Table Top Material - Laminate or Walnut Veneer (WA1)

Example:

KN3001WUF (model #)	MA1 (wood species)	AUB (finish)	HC (handle cut out)	MAHARAM (fabric vendor)	MESSENGER (pattern name)	NY (arm)	ASL (metal color)
------------------------	-----------------------	-----------------	------------------------	----------------------------	-----------------------------	-------------	----------------------

1. Model Number

3. Fabric Selection - Please supply the following:  
Fabric vendor  
Pattern name  
Pattern color

2. Plastic Color or Wood Finish Options

[For a complete list of JSI Graded-In Fabric click here](#)

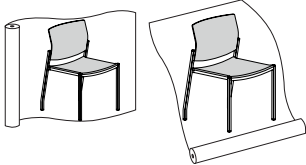
- Indicate direction of fabric - Railroaded or Up the Roll
- Please provide illustration, if available

All COM orders must include the following:

- Vendor's name, pattern name and color
- Sample of the fabric attached to order
- Model numbers of items for fabric application
- Special application instructions (e.g., all stripes will be applied front to back unless specified otherwise)
- Customer and purchase order number

Ship prepaid COM material to:  
JSI  
Attn: COM Dept  
201 East Martin Street  
Receiving B, Dock 71  
Orleans, IN 47452

Application of fabric:  
Railroaded      Up the Roll



All COM orders will ship at standard lead time from receipt of COM except for orders requiring special custom matched finishes.

4. Handle Cut Out Option -  
Standard on Plastic Backs  
Optional on Wood Backs, add \$18 list per back

KNOX

Walnut Wood Species (WA1) - upcharge applies			
AUB	Auburn	SIE	Sienna
ESP	Espresso	TOF	Toffee
MCH	Mocha	TRF	Truffle
NTO	Night Owl		
Double Cut Wood Species (DC1) - upcharge applies			
KHK	Khaki	STU	Studio Teak

**5. Arm**

Structural Nylon - no upcharge

ASP Arctic Silver

MBK Matte Black

**6. Optional Wood Cap - add \$83 list per arm****7. Metal Frame****Guest/Swivel Chairs & Tables**

ASL Arctic Silver

MBK Matte Black

CHR Chrome - add \$85 list

PEW Pewter

**Stools**

ASL Arctic Silver

MBK Matte Black

CHR Chrome - add \$105 list

PEW Pewter

**Bariatric & Multiple Seating**

ASL Arctic Silver

PEW Pewter

MBK Matte Black

**Inline Table Bracket**

ASL Arctic Silver

MBK Matte Black

**8. Swivel Base**

BL Black Nylon

PA Polished Aluminum - add \$87 list

**9. Top Material Selection on Tables****Laminate:**

CAG Aged Ash Coordinate

CGR Graphite Coordinate

ALM Ale Medium

HRV Harvest

AUB Auburn

CHL High Line Coordinate

BRL Barley

CKC Khaki Coordinate

CBE Blonde Echo Coordinate

LGC Legacy

BBM Bourbon Medium

MCH Mocha

CBZ Brazilwood Coordinate

NTO Night Owl

BRM Brighton Medium

COA Oatmeal Cookie Coordinate

BUT Butterscotch

CPI Pinnacle Walnut Coordinate

CIN Cinnamon

PRL Praline

CLA Classic

SAF Saffron

CCF Coffee Coordinate

SIE Sienna

CLL Collectors

CST Studio Teak Coordinate

CCR Cremello Coordinate

TOF Toffee

EAR Earthy

TRF Truffle

ESP Espresso

VEN Venetian

FLX Flax

CVI Vintage Coordinate

CFL Florence Walnut Coordinate

CWH Walnut Heights Coordinate

CFO Fossil Coordinate

CWE Weathered Ash Coordinate

**Walnut Wood Species (WA1)**

AUB Auburn

SIE Sienna

ESP Espresso

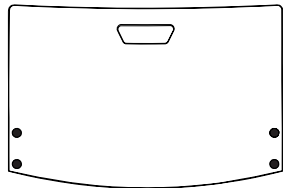
TOF Toffee

MCH Mocha

TRF Truffle

NTO Night Owl

Back Materials



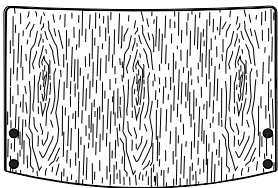
Plastic Back

- Available Colors
- BWH Bright White
  - CYP Cyberspace
  - GRM Grey Matters
  - PON Poinsettia Red
  - SBD Salty Blue
  - SEB Secure Blue
  - TBM Tricorn Black
  - WGR Worldly Grey

Handle cut is standard

Front fasteners match frame back

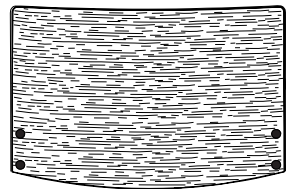
Screw caps match plastic color



Maple Veneer Back (standard)

All Maple Finishes Available

Front fasteners and screw cap covers coordinate with frame on armless models; Front fasteners match frame and arms on arm models

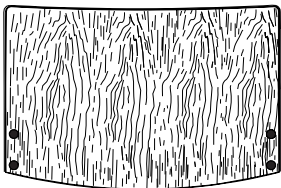


Double Cut Veneer (optional)

Available Finishes

- KHK Khaki
- STU Studio Teak

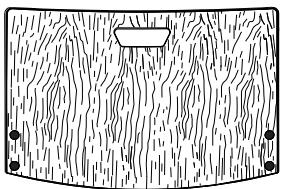
Add \$27 list per back



Walnut Veneer (optional)

All Walnut Finishes Available


Add \$25 list per back



Handle Cut Out (optional)

Veneer back only

Add \$18 list per back



Upholstered Flex Back

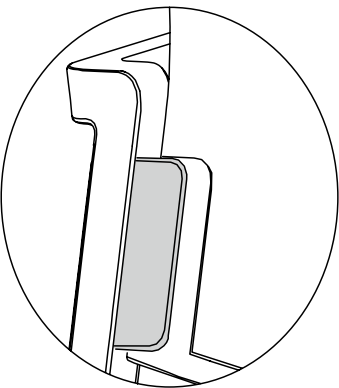
Handle cut is NOT available

All fasteners are hidden on single chairs, stools and bariatric

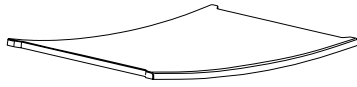
Back Screw Cap Cover

All chairs with plastic on wood backs have screw cap covers on the back side.

Upholstered multiply seating chairs have screw cap covers on the back side. All other upholstered chairs cover the hardware with the upholstery.



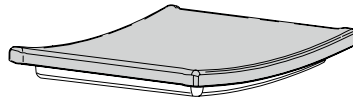
## Seat Materials



### Plastic Seat

Available Colors

BWH	Bright White
CYP	Cyberspace
GRM	Grey Matters
PON	Poinsettia Red
SBD	Salty Blue
SEB	Secure Blue
TBM	Tricorn Black
WGR	Worldly Grey

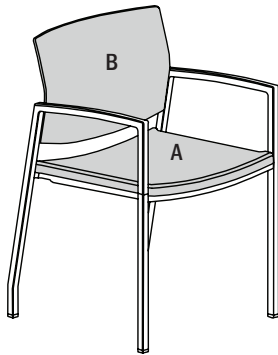


### Upholstered Seat

Seat pan offers a recess to add additional comfort  
 Seat foam is molded with a high resilient foam

## Multiple Fabrics

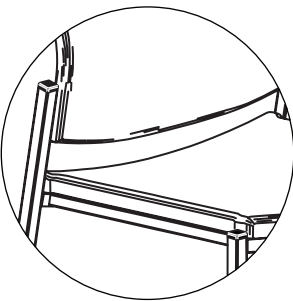
Units can be specified with a contrasting upholstery. When this feature is determined the unit **will be priced based on the highest grade fabric.** At the time of ordering identify the location of each textile according to the following code.



A = Seat  
 B = Back



Arms

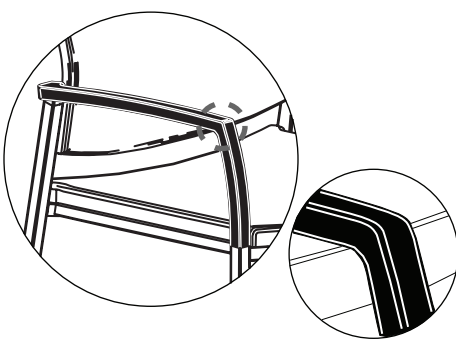


Armless

Available on guest, stools, bariatric and multiple seating

Armless style allows for linking

Tube cap matches the frame color



Flared Arms

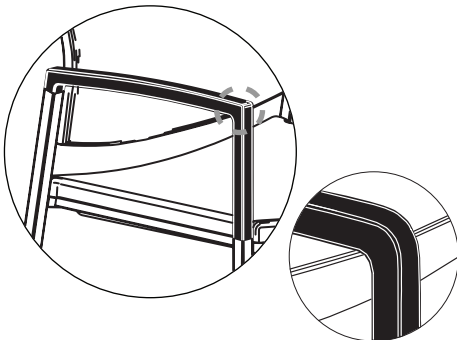
Available on guest, stools, swivels or bariatric

Linking NOT available

Allows for stacking

Structural nylon - no upcharge  
arctic silver (ASP)  
matte black (MBK)

Wood cap - add \$83 list per arm



Straight Arm

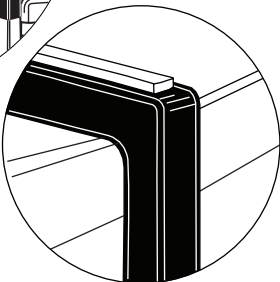
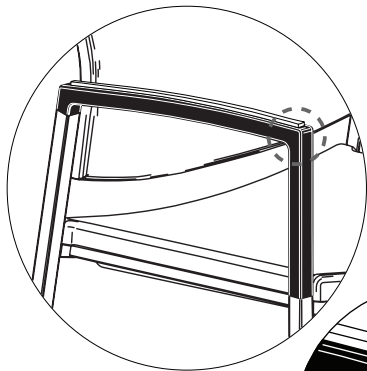
Available on guest, stools, swivels, bariatric and multiple seating

Stacking NOT allowed

Structural nylon - no upcharge  
arctic silver (ASP)  
matte black (MBK)

Wood cap - add \$83 list per arm

Optional Wood Cap



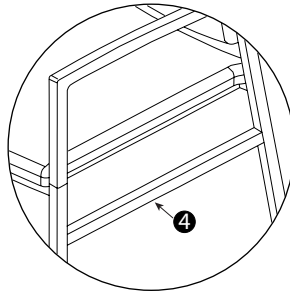
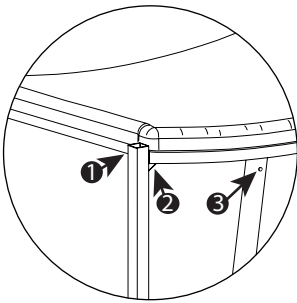
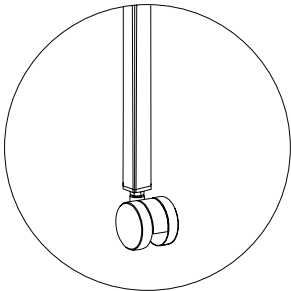
Available on straight and flared arms

Shaped solid maple  
All standard maple finishes and coordinate finishes available

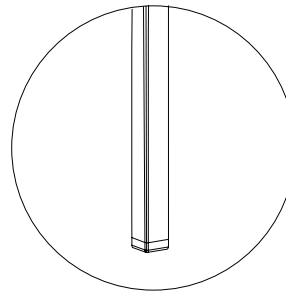
Add \$83 list per arm

**Specifications****Frame Construction**

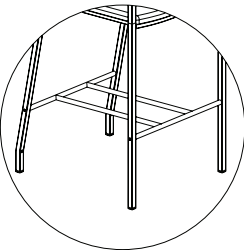
1. Tubular steel frame, 1 7/8", 12 gauge fabricated welded frame.
2. Caster and Bariatric chair frames have a gusset for additional strength.
3. All guest frames have a clear neoprene bumper on the inside of the leg to protect finish when stacking.
4. Multiple seating frames have front to back stretcher on each side section.
5. Multiple seating starter, adders and ender sections bolt together for assembly, instructions are included.

**Casters**

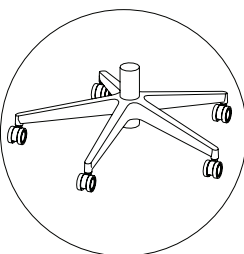
Guest chairs ending in a **C** are standard with a 50mm black nylon dual wheel caster.

**Glides**

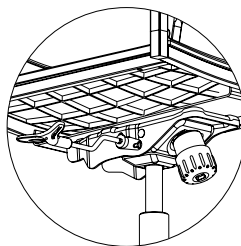
All other guest chairs, multiple seating, bariatric and stools are standard with nylon glides, color matched to frame

**Foot Rail On Counter Stools**

foot rail matches the frame color

**Swivel Seating**

black polyurethane base (standard)  
polished aluminum base (optional)



limited tilt mechanism with tension adjustment and tilt lock -  
pneumatic height adjustment

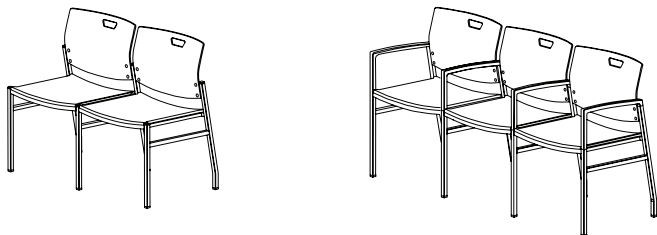
optional conference height mechanism

## Creating Configurations with Chairs and Tables

Knox provides multiple seating, linking brackets and connecting brackets to build an array of solutions for public seating needs, see examples on the next page and learn the building blocks below.

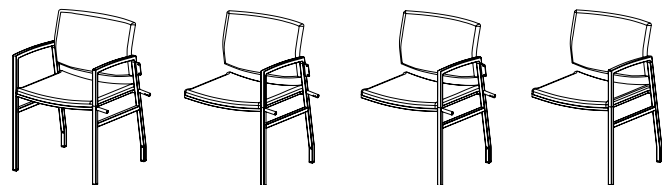
### Multiple Seating

Unique model numbers have been created for two and three seat units.



### Modular Multiple Seating

Multiple seating can also be ordered using modular components and assembled in the field. This allows for a row of chairs greater than three seats and only using one starter module. Adder and ender modules are shipped KD, instructions included.



starter module

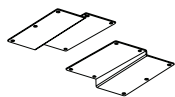
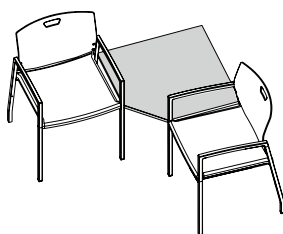
adder module

adder module

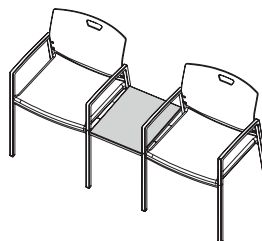
ender module

### Connecting Tables

Tables can be added to any guest, bariatric or freestanding multiple seating model. Connecting brackets are installed on the underneath side of the table and require field installation.

connecting brackets  
included with table

corner table





in-line table

### Linked Seating

Guest, bariatric and freestanding multiple seating models can be linked together with linking brackets.

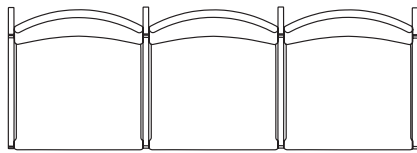
Brackets attach under seat rail and are installed in the field.

linking brackets sold  
separately KN30BRKT

Linking, connecting and modular multiple seating available on armless and straight arm models with glides.

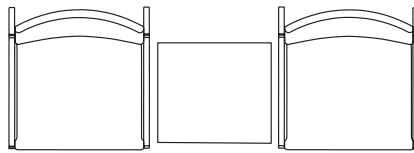
Configuration Typicals

KN001



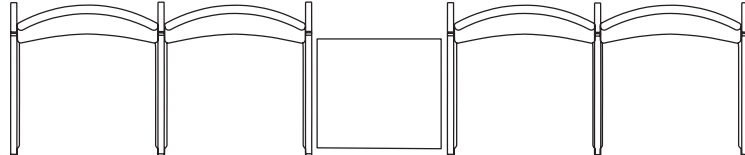
three  
seat unit

KN002



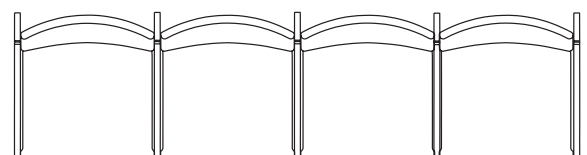
single  
seat unit    in-line  
table    single  
seat unit

KN003



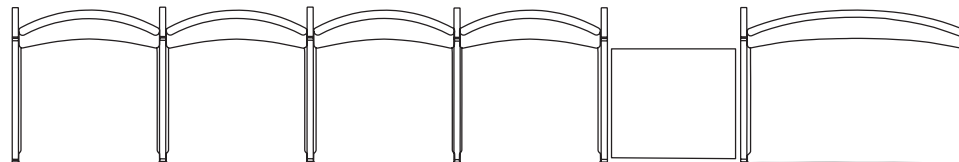
two  
seat unit    in-line  
table    two  
seat unit

KN004



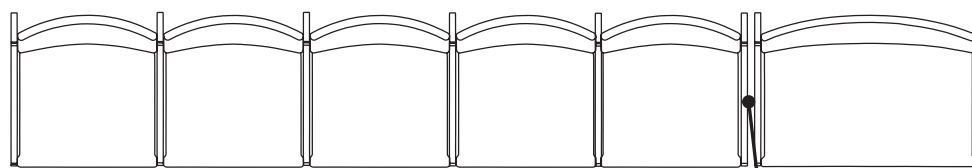
starter  
module    adder  
module    adder  
module    ender  
module

KN005



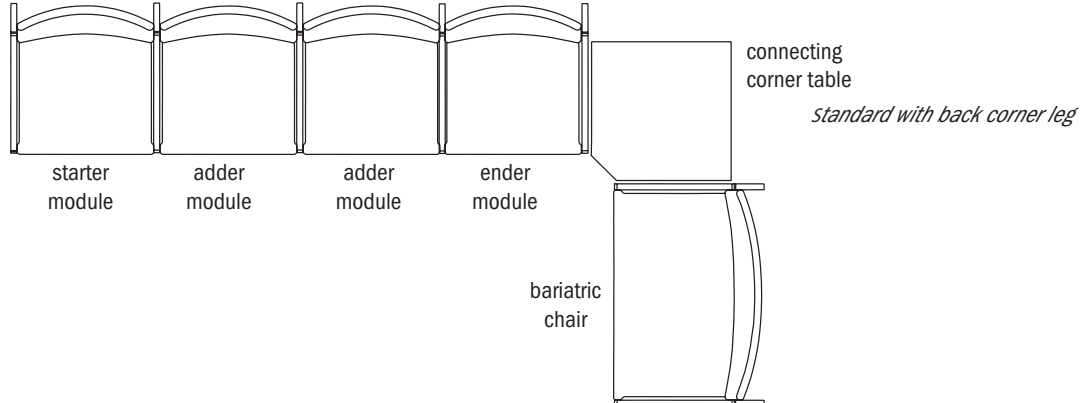
starter  
module    adder  
module    adder  
module    ender  
module    in-line  
table    bariatric  
chair

KN006



starter  
module    adder  
module    adder  
module    adder  
module    ender  
module    linking  
brackets    bariatric  
chair

KN007



## Description


## ① Model

## Specifications


## List Price Per Grade

## Armless Stack Chair

NOW!



plastic seat



uph. seat

**KN3003PP - All Plastic**  
**KN3003PU - Seat Uph.**

- stacks six high
- linking bracket available, order separately, see page 63
- passes a 500 lb load rating test
- wall saver

GSA Contract SIN #33721

Dimensions	D	W	H
Overall	21 ¼	21 ¼	32
Seat	17 ¾	19	18 ½
Upholstery		Shipping	
COM Ydg	¾	Ctn Wt	15
COL Sq Ft	14	Cu Ft	11

All Plastic	\$369
COM	\$482
A	\$489
B	\$502
COL/C	\$525
D	\$555
E	\$585
F	\$631
G	\$680
H	\$733
I	\$815
J	\$914
L1	\$690
L2	\$749

**KN3003PP-3 - All Plastic**  
**KN3003PU-3 - Seat Uph.**

- sets of 3 packaged together - must have all same options
- stacks six high
- linking bracket available, order separately, see page 63
- passes a 500 lb load rating test
- wall saver

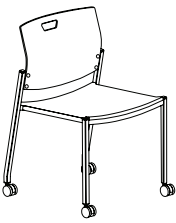
GSA Contract SIN #33721

Dimensions	D	W	H
Overall	21 ¼	21 ¼	32
Seat	17 ¾	19	18 ½
Upholstery		Shipping	
COM Ydg	1 ½	Ctn Wt	41
COL Sq Ft	27	Cu Ft	15

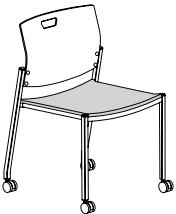
All Plastic	\$952
COM	\$1,229
A	\$1,243
B	\$1,269
COL/C	\$1,315
D	\$1,374
E	\$1,434
F	\$1,526
G	\$1,624
H	\$1,730
I	\$1,894
J	\$2,092
L1	\$1,644
L2	\$1,763

## Armless Stack Chair with Casters

NOW!



plastic seat



uph. seat

**KN3003PPC - All Plastic**  
**KN3003PUC - Seat Uph.**

- stacks six high
- wall saver

GSA Contract SIN #33721

Dimensions	D	W	H
Overall	21 ¼	21 ¼	32
Seat	17 ¾	19	18 ½
Upholstery		Shipping	
COM Ydg	¾	Ctn Wt	15
COL Sq Ft	14	Cu Ft	11

All Plastic	\$389
COM	\$505
A	\$512
B	\$525
COL/C	\$548
D	\$578
E	\$608
F	\$654
G	\$703
H	\$756
I	\$838
J	\$937
L1	\$713
L2	\$772


**KN3003PPC-3 - All Plastic**  
**KN3003PUC-3 - Seat Uph.**

- sets of 3 packaged together - must have all same options
- stacks six high
- wall saver

GSA Contract SIN #33721

Dimensions	D	W	H
Overall	21 ¼	21 ¼	32
Seat	17 ¾	19	18 ½
Upholstery		Shipping	
COM Ydg	1 ½	Ctn Wt	41
COL Sq Ft	27	Cu Ft	15

All Plastic	\$993
COM	\$1,269
A	\$1,283
B	\$1,309
COL/C	\$1,355
D	\$1,414
E	\$1,474
F	\$1,566
G	\$1,664
H	\$1,770
I	\$1,934
J	\$2,132
L1	\$1,684
L2	\$1,803

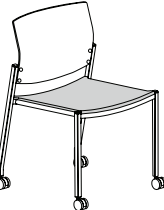



Description	1 Model	Specifications	List Price Per Grade
Armless Stack Chair - Wood Back/Upholstered Seat		<b>KN3003WU</b> <ul style="list-style-type: none"><li>stacks six high</li><li>standard maple veneer back available in maple finishes</li><li>optional walnut veneer back available in walnut finishes; add \$25 list</li><li>optional horizontal double cut walnut veneer in clear coat; add \$27 list</li><li>optional handle cut out; add \$18 list</li><li>linking bracket available, order separately, see page 63</li><li>passes a 500 lb load rating test</li><li>wall saver</li></ul>	<b>COM</b> \$639
			<b>A</b> \$646
			<b>B</b> \$659
			<b>COL/C</b> \$682
			<b>D</b> \$712
			<b>E</b> \$742
			<b>F</b> \$788
			<b>G</b> \$837
			<b>H</b> \$890
			<b>I</b> \$972
			<b>J</b> \$1,071
			<b>L1</b> \$847
			<b>L2</b> \$906

**To Order, Specify:**

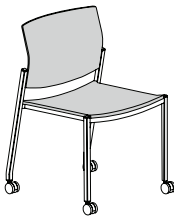
- 1 Model Number
- 2 Plastic Color or Wood Finish -
  - a. Plastic Back - standard
  - b. Maple Back - standard
  - c. Walnut Back - add \$25 list per back
  - d. Double Cut Back - add \$27 list per back
- 3 Fabric Selection - vendor, pattern and color
- 4 Handle Cut Out - add \$18 list per veneer back
- 7 Metal Frame Finish -
  - a. Arctic Silver (ASL)
  - b. Chrome (CHR) - add \$85 list
  - c. Matte Black (MBK)
  - d. Pewter (PEW)
- 3 See a selection of graded in fabric manufacturers and patterns on pages 20-28. Contact Customer Service for additional fabric options.

When ordering Quickship products, place a "Q" in front of model number.  
 Example: QKN3003PP

**NOW!**  
 Need it.  
 JSI Quickship

Description	① Model	Specifications	List Price Per Grade																								
Armless Stack Chair with Casters - Wood Back/Upholstered Seat 	KN3003WUC <ul style="list-style-type: none"><li>stacks six high</li><li>standard maple veneer back available in maple finishes</li><li>optional walnut veneer back available in walnut finishes; add \$25 list</li><li>optional horizontal double cut walnut veneer in clear coat; add \$27 list</li><li>optional handle cut out; add \$18 list</li><li>wall saver</li></ul> GSA Contract SIN #33721	<table><tr><th>Dimensions</th><th>D</th><th>W</th><th>H</th></tr><tr><td>Overall</td><td>21 ¼</td><td>21 ¼</td><td>32</td></tr><tr><td>Seat</td><td>17 ¾</td><td>19</td><td>18 ½</td></tr><tr><th colspan="2">Upholstery</th><th colspan="2">Shipping</th></tr><tr><td>COM Ydg</td><td>¾</td><td>Ctn Wt</td><td>16</td></tr><tr><td>COL Sq Ft</td><td>14</td><td>Cu Ft</td><td>11</td></tr></table>	Dimensions	D	W	H	Overall	21 ¼	21 ¼	32	Seat	17 ¾	19	18 ½	Upholstery		Shipping		COM Ydg	¾	Ctn Wt	16	COL Sq Ft	14	Cu Ft	11	COM \$655 A \$662 B \$675 COL/C \$698 D \$728 E \$758 F \$804 G \$853 H \$906 I \$988 J \$1,087 L1 \$863 L2 \$922
		Dimensions	D	W	H																						
Overall	21 ¼	21 ¼	32																								
Seat	17 ¾	19	18 ½																								
Upholstery		Shipping																									
COM Ydg	¾	Ctn Wt	16																								
COL Sq Ft	14	Cu Ft	11																								
Armless Stack Chair - All Upholstered 	KN3003WUC-3 <ul style="list-style-type: none"><li>sets of 3 packaged together - must have all same options</li><li>stacks six high</li><li>standard maple veneer back available in maple finishes</li><li>optional walnut veneer back available in walnut finishes; add \$75 list</li><li>optional horizontal double cut walnut veneer in clear coat; add \$81 list</li><li>optional handle cut out; add \$54 list</li><li>wall saver</li></ul> GSA Contract SIN #33721	<table><tr><th>Dimensions</th><th>D</th><th>W</th><th>H</th></tr><tr><td>Overall</td><td>21 ¼</td><td>21 ¼</td><td>32</td></tr><tr><td>Seat</td><td>17 ¾</td><td>19</td><td>18 ½</td></tr><tr><th colspan="2">Upholstery</th><th colspan="2">Shipping</th></tr><tr><td>COM Ydg</td><td>1 ½</td><td>Ctn Wt</td><td>44</td></tr><tr><td>COL Sq Ft</td><td>27</td><td>Cu Ft</td><td>15</td></tr></table>	Dimensions	D	W	H	Overall	21 ¼	21 ¼	32	Seat	17 ¾	19	18 ½	Upholstery		Shipping		COM Ydg	1 ½	Ctn Wt	44	COL Sq Ft	27	Cu Ft	15	COM \$1,660 A \$1,674 B \$1,700 COL/C \$1,746 D \$1,805 E \$1,865 F \$1,957 G \$2,055 H \$2,161 I \$2,325 J \$2,523 L1 \$2,075 L2 \$2,194
		Dimensions	D	W	H																						
Overall	21 ¼	21 ¼	32																								
Seat	17 ¾	19	18 ½																								
Upholstery		Shipping																									
COM Ydg	1 ½	Ctn Wt	44																								
COL Sq Ft	27	Cu Ft	15																								
Armless Stack Chair - All Upholstered 	KN3003UU <ul style="list-style-type: none"><li>stacks six high</li><li>multiple fabrics, see page 43</li><li>linking bracket available, order separately, see page 63</li><li>passes a 500 lb load rating test</li><li>wall saver</li></ul> GSA Contract SIN #33721	<table><tr><th>Dimensions</th><th>D</th><th>W</th><th>H</th></tr><tr><td>Overall</td><td>21 ¼</td><td>21 ¼</td><td>32</td></tr><tr><td>Seat</td><td>17 ¾</td><td>19</td><td>18 ½</td></tr><tr><th colspan="2">Upholstery</th><th colspan="2">Shipping</th></tr><tr><td>COM Ydg</td><td>1 ¼</td><td>Ctn Wt</td><td>17</td></tr><tr><td>COL Sq Ft</td><td>23</td><td>Cu Ft</td><td>11</td></tr></table>	Dimensions	D	W	H	Overall	21 ¼	21 ¼	32	Seat	17 ¾	19	18 ½	Upholstery		Shipping		COM Ydg	1 ¼	Ctn Wt	17	COL Sq Ft	23	Cu Ft	11	COM \$583 A \$595 B \$616 COL/C \$655 D \$704 E \$754 F \$830 G \$913 H \$1,000 I \$1,137 J \$1,302 L1 \$929 L2 \$1,028
		Dimensions	D	W	H																						
Overall	21 ¼	21 ¼	32																								
Seat	17 ¾	19	18 ½																								
Upholstery		Shipping																									
COM Ydg	1 ¼	Ctn Wt	17																								
COL Sq Ft	23	Cu Ft	11																								
Armless Stack Chair - All Upholstered 	KN3003UU-3 <ul style="list-style-type: none"><li>sets of 3 packaged together - must have all same options</li><li>stacks six high</li><li>multiple fabrics, see page 43</li><li>linking bracket available, order separately, see page 63</li><li>passes a 500 lb load rating test</li><li>wall saver</li></ul> GSA Contract SIN #33721	<table><tr><th>Dimensions</th><th>D</th><th>W</th><th>H</th></tr><tr><td>Overall</td><td>21 ¼</td><td>21 ¼</td><td>32</td></tr><tr><td>Seat</td><td>17 ¾</td><td>19</td><td>18 ½</td></tr><tr><th colspan="2">Upholstery</th><th colspan="2">Shipping</th></tr><tr><td>COM Ydg</td><td>2 ¾</td><td>Ctn Wt</td><td>47</td></tr><tr><td>COL Sq Ft</td><td>50</td><td>Cu Ft</td><td>15</td></tr></table>	Dimensions	D	W	H	Overall	21 ¼	21 ¼	32	Seat	17 ¾	19	18 ½	Upholstery		Shipping		COM Ydg	2 ¾	Ctn Wt	47	COL Sq Ft	50	Cu Ft	15	COM \$1,490 A \$1,515 B \$1,563 COL/C \$1,647 D \$1,756 E \$1,865 F \$2,033 G \$2,214 H \$2,407 I \$2,709 J \$3,071 L1 \$2,251 L2 \$2,468
		Dimensions	D	W	H																						
Overall	21 ¼	21 ¼	32																								
Seat	17 ¾	19	18 ½																								
Upholstery		Shipping																									
COM Ydg	2 ¾	Ctn Wt	47																								
COL Sq Ft	50	Cu Ft	15																								

Specification information shown at right.

Description	① Model	Specifications	List Price Per Grade																								
Armless Stack Chair with Casters - All Upholstered <div><div>Now!</div></div>	<b>KN3003UUC</b> <ul style="list-style-type: none"><li>stacks six high</li><li>multiple fabrics, see page 43</li><li>wall saver</li></ul> <div>GSA Contract SIN #33721</div>	<table><tr><th>Dimensions</th><th>D</th><th>W</th><th>H</th></tr><tr><td>Overall</td><td>21 ¼</td><td>21 ¼</td><td>32</td></tr><tr><td>Seat</td><td>17 ¾</td><td>19</td><td>18 ½</td></tr><tr><th>Upholstery</th><th colspan="3">Shipping</th></tr><tr><td>COM Ydg</td><td>1 ¼</td><td>Ctn Wt</td><td>17</td></tr><tr><td>COL Sq Ft</td><td>23</td><td>Cu Ft</td><td>11</td></tr></table>	Dimensions	D	W	H	Overall	21 ¼	21 ¼	32	Seat	17 ¾	19	18 ½	Upholstery	Shipping			COM Ydg	1 ¼	Ctn Wt	17	COL Sq Ft	23	Cu Ft	11	<div>COM \$585</div> <div>A \$597</div> <div>B \$618</div> <div>COL/C \$657</div> <div>D \$706</div> <div>E \$756</div> <div>F \$832</div> <div>G \$915</div> <div>H \$1,002</div> <div>I \$1,139</div> <div>J \$1,304</div> <div>L1 \$931</div> <div>L2 \$1,030</div>
		Dimensions	D	W	H																						
Overall	21 ¼	21 ¼	32																								
Seat	17 ¾	19	18 ½																								
Upholstery	Shipping																										
COM Ydg	1 ¼	Ctn Wt	17																								
COL Sq Ft	23	Cu Ft	11																								
<b>KN3003UUC-3</b> <ul style="list-style-type: none"><li>sets of 3 packaged together - must have all same options</li><li>stacks six high</li><li>multiple fabrics, see page 43</li><li>wall saver</li></ul> <div>GSA Contract SIN #33721</div>	<table><tr><th>Dimensions</th><th>D</th><th>W</th><th>H</th></tr><tr><td>Overall</td><td>21 ¼</td><td>21 ¼</td><td>32</td></tr><tr><td>Seat</td><td>17 ¾</td><td>19</td><td>18 ½</td></tr><tr><th>Upholstery</th><th colspan="3">Shipping</th></tr><tr><td>COM Ydg</td><td>2 ¾</td><td>Ctn Wt</td><td>47</td></tr><tr><td>COL Sq Ft</td><td>50</td><td>Cu Ft</td><td>15</td></tr></table>	Dimensions	D	W	H	Overall	21 ¼	21 ¼	32	Seat	17 ¾	19	18 ½	Upholstery	Shipping			COM Ydg	2 ¾	Ctn Wt	47	COL Sq Ft	50	Cu Ft	15	<div>COM \$1,530</div> <div>A \$1,555</div> <div>B \$1,603</div> <div>COL/C \$1,687</div> <div>D \$1,796</div> <div>E \$1,905</div> <div>F \$2,073</div> <div>G \$2,254</div> <div>H \$2,447</div> <div>I \$2,749</div> <div>J \$3,111</div> <div>L1 \$2,291</div> <div>L2 \$2,508</div>	
Dimensions	D	W	H																								
Overall	21 ¼	21 ¼	32																								
Seat	17 ¾	19	18 ½																								
Upholstery	Shipping																										
COM Ydg	2 ¾	Ctn Wt	47																								
COL Sq Ft	50	Cu Ft	15																								



#### To Order, Specify:

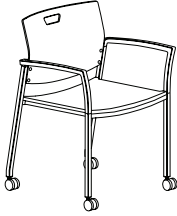

- 1 Model Number
- 2 Plastic Color or Wood Finish -
  - a. Plastic Back - standard
  - b. Maple Back - standard
  - c. Walnut Back - add \$25 list per back
  - d. Double Cut Back - add \$27 list per back
- 3 Fabric Selection - vendor, pattern and color
- 4 Handle Cut Out - add \$18 list per veneer back
- 7 Metal Frame Finish -
  - a. Arctic Silver (ASL)
  - b. Chrome (CHR) - add \$85 list
  - c. Matte Black (MBK)
  - d. Pewter (PEW)
- 3 See a selection of graded in fabric manufacturers and patterns on pages 20-28. Contact Customer Service for additional fabric options.

When ordering Quickship products, place a "Q" in front of model number.  
 Example: QKN3003PP

**NOW!**  
 Need it.  
 JSI Quickship



Description	① Model	Specifications	List Price Per Grade																												
<div>Flared Arm Stack Chair</div> <div><div><div>Now!</div></div><div>plastic seat</div></div>	<div>KN3001PPF - All Plastic</div> <div>KN3001PUF - Seat Uph.</div> <div><div>· stacks six high</div><div>· maple wood trim arm caps available on standard nylon arms; add \$166</div><div>· passes a 500 lb load rating test</div><div>· wall saver</div></div> <div>GSA Contract SIN #33721</div>	<table><tr><th>Dimensions</th><th>D</th><th>W</th><th>H</th></tr><tr><td>Overall</td><td>21 ¼</td><td>24 ⅞</td><td>32</td></tr><tr><td>Seat</td><td>17 ¾</td><td>21 ½</td><td>18 ½</td></tr><tr><td>Arm</td><td></td><td></td><td>26 ⅝</td></tr><tr><th colspan="2">Upholstery</th><th colspan="2">Shipping</th></tr><tr><td>COM Ydg</td><td>¾</td><td>Ctn Wt</td><td>16</td></tr><tr><td>COL Sq Ft</td><td>14</td><td>Cu Ft</td><td>12</td></tr></table>	Dimensions	D	W	H	Overall	21 ¼	24 ⅞	32	Seat	17 ¾	21 ½	18 ½	Arm			26 ⅝	Upholstery		Shipping		COM Ydg	¾	Ctn Wt	16	COL Sq Ft	14	Cu Ft	12	<div>All Plastic \$440</div> <div>COM \$546</div> <div>A \$553</div> <div>B \$566</div> <div>COL/C \$589</div> <div>D \$619</div> <div>E \$649</div> <div>F \$695</div> <div>G \$744</div> <div>H \$797</div> <div>I \$879</div> <div>J \$978</div> <div>L1 \$754</div> <div>L2 \$813</div>
		Dimensions	D	W	H																										
Overall	21 ¼	24 ⅞	32																												
Seat	17 ¾	21 ½	18 ½																												
Arm			26 ⅝																												
Upholstery		Shipping																													
COM Ydg	¾	Ctn Wt	16																												
COL Sq Ft	14	Cu Ft	12																												
<div></div> <div>uph. seat</div>	<div>KN3001PPF-3 - All Plastic</div> <div>KN3001PUF-3 - Seat Uph.</div> <div><div>· sets of 3 packaged together - must have all same options</div><div>· stacks six high</div><div>· maple wood trim arm caps available on standard nylon arms; add \$498</div><div>· passes a 500 lb load rating test</div><div>· wall saver</div></div> <div>GSA Contract SIN #33721</div>	<table><tr><th>Dimensions</th><th>D</th><th>W</th><th>H</th></tr><tr><td>Overall</td><td>21 ¼</td><td>24 ⅞</td><td>32</td></tr><tr><td>Seat</td><td>17 ¾</td><td>21 ½</td><td>18 ½</td></tr><tr><td>Arm</td><td></td><td></td><td>26 ⅝</td></tr><tr><th colspan="2">Upholstery</th><th colspan="2">Shipping</th></tr><tr><td>COM Ydg</td><td>1 ½</td><td>Ctn Wt</td><td>44</td></tr><tr><td>COL Sq Ft</td><td>27</td><td>Cu Ft</td><td>16</td></tr></table>	Dimensions	D	W	H	Overall	21 ¼	24 ⅞	32	Seat	17 ¾	21 ½	18 ½	Arm			26 ⅝	Upholstery		Shipping		COM Ydg	1 ½	Ctn Wt	44	COL Sq Ft	27	Cu Ft	16	<div>All Plastic \$1,146</div> <div>COM \$1,423</div> <div>A \$1,437</div> <div>B \$1,463</div> <div>COL/C \$1,509</div> <div>D \$1,568</div> <div>E \$1,628</div> <div>F \$1,720</div> <div>G \$1,818</div> <div>H \$1,924</div> <div>I \$2,088</div> <div>J \$2,286</div> <div>L1 \$1,838</div> <div>L2 \$1,957</div>
Dimensions	D	W	H																												
Overall	21 ¼	24 ⅞	32																												
Seat	17 ¾	21 ½	18 ½																												
Arm			26 ⅝																												
Upholstery		Shipping																													
COM Ydg	1 ½	Ctn Wt	44																												
COL Sq Ft	27	Cu Ft	16																												

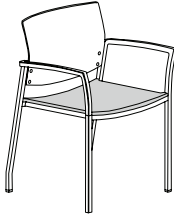
Description	1 Model	Specifications	List Price Per Grade																												
<b>Flared Arm Stack Chair with Casters</b>  plastic seat	<b>KN3001PPFC - All Plastic</b> <b>KN3001PUFC - Seat Uph.</b> • stacks six high • maple wood trim arm caps available on standard nylon arms; add \$166 list • wall saver GSA Contract SIN #33721	<table> <tr> <th>Dimensions</th><th>D</th><th>W</th><th>H</th></tr> <tr> <td>Overall</td><td>21 ¼</td><td>24 ⅞</td><td>32</td></tr> <tr> <td>Seat</td><td>17 ¾</td><td>21 ½</td><td>18 ½</td></tr> <tr> <td>Arm</td><td></td><td></td><td>26 ⅝</td></tr> <tr> <th>Upholstery</th><th colspan="3">Shipping</th></tr> <tr> <td>COM Ydg</td><td>¾</td><td>Ctn Wt</td><td>16</td></tr> <tr> <td>COL Sq Ft</td><td>14</td><td>Cu Ft</td><td>12</td></tr> </table>	Dimensions	D	W	H	Overall	21 ¼	24 ⅞	32	Seat	17 ¾	21 ½	18 ½	Arm			26 ⅝	Upholstery	Shipping			COM Ydg	¾	Ctn Wt	16	COL Sq Ft	14	Cu Ft	12	All Plastic \$457 COM \$562 A \$569 B \$582 COL/C \$605 D \$635 E \$665 F \$711 G \$760 H \$813 I \$895 J \$994 L1 \$770 L2 \$829
Dimensions	D	W	H																												
Overall	21 ¼	24 ⅞	32																												
Seat	17 ¾	21 ½	18 ½																												
Arm			26 ⅝																												
Upholstery	Shipping																														
COM Ydg	¾	Ctn Wt	16																												
COL Sq Ft	14	Cu Ft	12																												
 uph. seat	<b>KN3001PPFC-3 - All Plastic</b> <b>KN3001PUFC-3 - Seat Uph.</b> • sets of 3 packaged together - must have all same options • stacks six high • maple wood trim arm caps available on standard nylon arms; add \$498 list • wall saver GSA Contract SIN #33721	<table> <tr> <th>Dimensions</th><th>D</th><th>W</th><th>H</th></tr> <tr> <td>Overall</td><td>21 ¼</td><td>24 ⅞</td><td>32</td></tr> <tr> <td>Seat</td><td>17 ¾</td><td>21 ½</td><td>18 ½</td></tr> <tr> <td>Arm</td><td></td><td></td><td>26 ⅝</td></tr> <tr> <th>Upholstery</th><th colspan="3">Shipping</th></tr> <tr> <td>COM Ydg</td><td>1 ½</td><td>Ctn Wt</td><td>44</td></tr> <tr> <td>COL Sq Ft</td><td>27</td><td>Cu Ft</td><td>16</td></tr> </table>	Dimensions	D	W	H	Overall	21 ¼	24 ⅞	32	Seat	17 ¾	21 ½	18 ½	Arm			26 ⅝	Upholstery	Shipping			COM Ydg	1 ½	Ctn Wt	44	COL Sq Ft	27	Cu Ft	16	All Plastic \$1,186 COM \$1,463 A \$1,477 B \$1,503 COL/C \$1,549 D \$1,608 E \$1,668 F \$1,760 G \$1,858 H \$1,964 I \$2,128 J \$2,326 L1 \$1,878 L2 \$1,997
Dimensions	D	W	H																												
Overall	21 ¼	24 ⅞	32																												
Seat	17 ¾	21 ½	18 ½																												
Arm			26 ⅝																												
Upholstery	Shipping																														
COM Ydg	1 ½	Ctn Wt	44																												
COL Sq Ft	27	Cu Ft	16																												

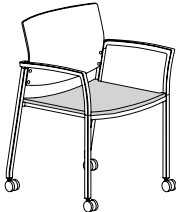
**To Order, Specify:**

- 1 Model Number
- 2 Plastic Color or Wood Finish -
  - a. Plastic Back - standard
  - b. Maple Back - standard
  - c. Walnut Back - add \$25 list per back
  - d. Double Cut Back - add \$27 list per back
- 3 Fabric Selection - vendor, pattern and color
- 4 Handle Cut Out - add \$18 list per veneer back
- 7 Metal Frame Finish -
  - a. Arctic Silver (ASL)
  - b. Chrome (CHR) - add \$85 list
  - c. Matte Black (MBK)
  - d. Pewter (PEW)
- 3 See a selection of graded in fabric manufacturers and patterns on pages 20-28.  
Contact Customer Service for additional fabric options.

When ordering Quickship products, place a "Q" in front of model number.  
Example: QKN3003PP

**NOW!**  
Need it.  
JSI Quickship


Description	① Model	Specifications	List Price Per Grade																														
<div>Flared Arm Stack Chair - Wood Back/Upholstered Seat</div> <div></div>	<div>KN3001WUF</div> <div><ul style="list-style-type: none"><li>stacks six high</li><li>standard maple veneer back available in maple finishes</li><li>optional walnut veneer back available in walnut finishes; add \$25 list</li><li>optional horizontal double cut walnut veneer in clear coat; add \$27 list</li><li>optional handle cut out; add \$18 list</li><li>nylon arms available in matte black or arctic silver</li><li>maple wood trim arm caps available on standard nylon arms; add \$166 list</li><li>passes a 500 lb load rating test</li><li>wall saver</li></ul></div> <div>GSA Contract SIN #33721</div>	<table><tr><th>Dimensions</th><th>D</th><th>W</th><th>H</th></tr><tr><td>Overall</td><td>21 ¼</td><td>24 ⅞</td><td>32</td></tr><tr><td>Seat</td><td>17 ¾</td><td>21 ½</td><td>18 ½</td></tr><tr><td>Arm</td><td></td><td></td><td>26 ⅝</td></tr><tr><th colspan="2">Upholstery</th><th colspan="2">Shipping</th></tr><tr><td>COM Ydg</td><td>¾</td><td>Ctn Wt</td><td>16</td></tr><tr><td>COL Sq Ft</td><td>14</td><td>Cu Ft</td><td>12</td></tr></table>	Dimensions	D	W	H	Overall	21 ¼	24 ⅞	32	Seat	17 ¾	21 ½	18 ½	Arm			26 ⅝	Upholstery		Shipping		COM Ydg	¾	Ctn Wt	16	COL Sq Ft	14	Cu Ft	12	<div>COM \$708</div> <div>A \$715</div> <div>B \$728</div> <div>COL/C \$751</div> <div>D \$781</div> <div>E \$811</div> <div>F \$857</div> <div>G \$906</div> <div>H \$959</div> <div>I \$1,041</div> <div>J \$1,140</div> <div>L1 \$916</div> <div>L2 \$975</div>		
		Dimensions	D	W	H																												
		Overall	21 ¼	24 ⅞	32																												
		Seat	17 ¾	21 ½	18 ½																												
		Arm			26 ⅝																												
		Upholstery		Shipping																													
		COM Ydg	¾	Ctn Wt	16																												
		COL Sq Ft	14	Cu Ft	12																												
			<div>KN3001WUF-3</div> <div><ul style="list-style-type: none"><li>sets of 3 packaged together - must have all same options</li><li>stacks six high</li><li>standard maple veneer back available in maple finishes</li><li>optional walnut veneer back available in walnut finishes; add \$75 list</li><li>optional horizontal double cut walnut veneer in clear coat; add \$81 list</li><li>optional handle cut out; add \$54 list</li><li>nylon arms available in matte black or arctic silver</li><li>maple wood trim arm caps available on standard nylon arms; add \$498 list</li><li>passes a 500 lb load rating test</li><li>wall saver</li></ul></div> <div>GSA Contract SIN #33721</div>	<table><tr><th>Dimensions</th><th>D</th><th>W</th><th>H</th></tr><tr><td>Overall</td><td>21 ¼</td><td>24 ⅞</td><td>32</td></tr><tr><td>Seat</td><td>17 ¾</td><td>21 ½</td><td>18 ½</td></tr><tr><td>Arm</td><td></td><td></td><td>26 ⅝</td></tr><tr><th colspan="2">Upholstery</th><th colspan="2">Shipping</th></tr><tr><td>COM Ydg</td><td>1 ½</td><td>Ctn Wt</td><td>44</td></tr><tr><td>COL Sq Ft</td><td>27</td><td>Cu Ft</td><td>16</td></tr></table>	Dimensions	D	W	H	Overall	21 ¼	24 ⅞	32	Seat	17 ¾	21 ½	18 ½	Arm			26 ⅝	Upholstery		Shipping		COM Ydg	1 ½	Ctn Wt	44	COL Sq Ft	27	Cu Ft	16	<div>COM \$1,795</div> <div>A \$1,809</div> <div>B \$1,835</div> <div>COL/C \$1,881</div> <div>D \$1,940</div> <div>E \$2,000</div> <div>F \$2,092</div> <div>G \$2,190</div> <div>H \$2,296</div> <div>I \$2,460</div> <div>J \$2,658</div> <div>L1 \$2,210</div> <div>L2 \$2,329</div>
				Dimensions	D	W	H																										
Overall	21 ¼			24 ⅞	32																												
Seat	17 ¾			21 ½	18 ½																												
Arm					26 ⅝																												
Upholstery				Shipping																													
COM Ydg	1 ½			Ctn Wt	44																												
COL Sq Ft	27			Cu Ft	16																												

Description	1 Model	Specifications	List Price Per Grade																												
<div>Flared Arm Chair with Casters - Wood Back/Upholstered Seat</div> <div></div>	<div>KN3001WUFC</div> <ul style="list-style-type: none"><li>stacks six high</li><li>standard maple veneer back available in maple finishes</li><li>optional walnut veneer back available in walnut finishes; add \$25 list</li><li>optional horizontal double cut walnut veneer in clear coat; add \$27 list</li><li>optional handle cut out; add \$18 list</li><li>nylon arms available in matte black or arctic silver; optional soft-touch black polyurethane arms; add \$50 list</li><li>maple wood trim arm caps available on standard nylon arms; add \$166 list</li><li>wall saver</li></ul> <div>GSA Contract SIN #33721</div>	<table><tr><th>Dimensions</th><th>D</th><th>W</th><th>H</th></tr><tr><td>Overall</td><td>21 ¼</td><td>24 ⅞</td><td>32</td></tr><tr><td>Seat</td><td>17 ¾</td><td>21 ½</td><td>18 ½</td></tr><tr><td>Arm</td><td></td><td></td><td>26 ⅝</td></tr><tr><th>Upholstery</th><th colspan="3">Shipping</th></tr><tr><td>COM Ydg</td><td>¾</td><td>Ctn Wt</td><td>16</td></tr><tr><td>COL Sq Ft</td><td>14</td><td>Cu Ft</td><td>12</td></tr></table>	Dimensions	D	W	H	Overall	21 ¼	24 ⅞	32	Seat	17 ¾	21 ½	18 ½	Arm			26 ⅝	Upholstery	Shipping			COM Ydg	¾	Ctn Wt	16	COL Sq Ft	14	Cu Ft	12	<div>COM \$723</div> <div>A \$730</div> <div>B \$743</div> <div>COL/C \$766</div> <div>D \$796</div> <div>E \$826</div> <div>F \$872</div> <div>G \$921</div> <div>H \$974</div> <div>I \$1,056</div> <div>J \$1,155</div> <div>L1 \$931</div> <div>L2 \$990</div>
	Dimensions	D	W	H																											
Overall	21 ¼	24 ⅞	32																												
Seat	17 ¾	21 ½	18 ½																												
Arm			26 ⅝																												
Upholstery	Shipping																														
COM Ydg	¾	Ctn Wt	16																												
COL Sq Ft	14	Cu Ft	12																												
	<div>KN3001WUFC-3</div> <ul style="list-style-type: none"><li>sets of 3 packaged together - must have all same options</li><li>stacks six high</li><li>standard maple veneer back available in maple finishes</li><li>optional walnut veneer back available in walnut finishes; add \$75 list</li><li>optional horizontal double cut walnut veneer in clear coat; add \$81 list</li><li>optional handle cut out; add \$54 list</li><li>nylon arms available in matte black or arctic silver</li><li>maple wood trim arm caps available on standard nylon arms; add \$498 list</li><li>wall saver</li></ul> <div>GSA Contract SIN #33721</div>	<table><tr><th>Dimensions</th><th>D</th><th>W</th><th>H</th></tr><tr><td>Overall</td><td>21 ¼</td><td>24 ⅞</td><td>32</td></tr><tr><td>Seat</td><td>17 ¾</td><td>21 ½</td><td>18 ½</td></tr><tr><td>Arm</td><td></td><td></td><td>26 ⅝</td></tr><tr><th>Upholstery</th><th colspan="3">Shipping</th></tr><tr><td>COM Ydg</td><td>1 ½</td><td>Ctn Wt</td><td>44</td></tr><tr><td>COL Sq Ft</td><td>27</td><td>Cu Ft</td><td>16</td></tr></table>	Dimensions	D	W	H	Overall	21 ¼	24 ⅞	32	Seat	17 ¾	21 ½	18 ½	Arm			26 ⅝	Upholstery	Shipping			COM Ydg	1 ½	Ctn Wt	44	COL Sq Ft	27	Cu Ft	16	<div>COM \$1,836</div> <div>A \$1,850</div> <div>B \$1,876</div> <div>COL/C \$1,922</div> <div>D \$1,981</div> <div>E \$2,041</div> <div>F \$2,133</div> <div>G \$2,231</div> <div>H \$2,337</div> <div>I \$2,501</div> <div>J \$2,699</div> <div>L1 \$2,251</div> <div>L2 \$2,370</div>
Dimensions	D	W	H																												
Overall	21 ¼	24 ⅞	32																												
Seat	17 ¾	21 ½	18 ½																												
Arm			26 ⅝																												
Upholstery	Shipping																														
COM Ydg	1 ½	Ctn Wt	44																												
COL Sq Ft	27	Cu Ft	16																												

**To Order, Specify:**

- 1 Model Number
  - 2 Plastic Color or Wood Finish -
    - a. Plastic Back - standard
    - b. Maple Back - standard
    - c. Walnut Back - add \$25 list per back
    - d. Double Cut Back - add \$27 list per back
  - 3 Fabric Selection - vendor, pattern and color
  - 4 Handle Cut Out - add \$18 list per veneer back
  - 7 Metal Frame Finish -
    - a. Arctic Silver (ASL)
    - b. Chrome (CHR) - add \$85 list
    - c. Matte Black (MBK)
    - d. Pewter (PEW)
- 3 See a selection of graded in fabric manufacturers and patterns on pages 20-28. Contact Customer Service for additional fabric options.

Description	① Model	Specifications	List Price Per Grade
Flared Arm Stack Chair - All Upholstered	KN3001UUF	<ul style="list-style-type: none"><li>stacks six high</li><li>nylon arms available in matte black or arctic silver</li><li>maple wood trim arm caps available on standard nylon arms; add \$166 list</li><li>multiple fabrics, see page 43</li><li>passes a 500 lb load rating test</li><li>wall saver</li></ul>	COM \$654
			A \$666
			B \$687
			COL/C \$726
			D \$775
			E \$825
			F \$901
			G \$984
			H \$1,071
			I \$1,208
			J \$1,373
			L1 \$1,000
			L2 \$1,099
GSA Contract SIN #33721			

Description	1 Model	Specifications	List Price Per Grade
Flared Arm Stack Chair with Casters - All Upholstered	<b>KN3001UUFC</b> <ul style="list-style-type: none"><li>stacks six high</li><li>nylon arms available in matte black or arctic silver</li><li>maple wood trim arm caps available on standard nylon arms; add \$166 list</li><li>multiple fabrics, see page 43</li><li>wall saver</li></ul>	<b>Dimensions</b>	<b>COM</b> \$667
		<b>D</b>	<b>A</b> \$679
		<b>W</b>	<b>B</b> \$700
		<b>H</b>	<b>COL/C</b> \$739
		Overall 21 ¼ 24 ⅞ 32	<b>D</b> \$788
		Seat 17 ¾ 21 ½ 18 ½	<b>E</b> \$838
		Arm 26 ⅝	<b>F</b> \$914
		<b>Upholstery</b>	<b>G</b> \$997
		<b>Shipping</b>	<b>H</b> \$1,084
		COM Ydg 1 ¼ Ctn Wt 18	<b>I</b> \$1,221
		COL Sq Ft 23 Cu Ft 12	<b>J</b> \$1,386
			<b>L1</b> \$1,013
			<b>L2</b> \$1,112
	GSA Contract SIN #33721		

GSA Contract SIN #33721

GSA Contract SIN #33721





**To Order, Specify:**

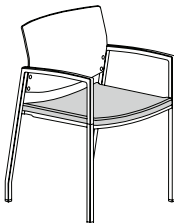
- 1 Model Number
- 2 Plastic Color or Wood Finish -
  - a. Plastic Back - standard
  - b. Maple Back - standard
  - c. Walnut Back - add \$25 list per back
  - d. Double Cut Back - add \$27 list per back
- 3 Fabric Selection - vendor, pattern and color
- 4 Handle Cut Out - add \$18 list per veneer back
- 7 Metal Frame Finish -
  - a. Arctic Silver (ASL)
  - b. Chrome (CHR) - add \$85 list
  - c. Matte Black (MBK)
  - d. Pewter (PEW)
- 3 See a selection of graded in fabric manufacturers and patterns on pages 20-28.  
Contact Customer Service for additional fabric options.

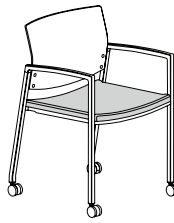
When ordering Quickship products, place a "Q" in front of model number.  
Example: QKN3003PP

**NOW!**  
Need it.  
JSI Quickship

GSA Contract SIN #33721

Description	① Model	Specifications	List Price Per Grade																												
<b>Straight Arm Chair</b>  <b>KN3001PPS</b> plastic seat	<b>KN3001PPS - All Plastic</b> <b>KN3001PUS - Seat Uph.</b> <ul style="list-style-type: none"> <li>· non-stacking</li> <li>· nylon arms available in matte black or arctic silver; optional soft-touch black polyurethane arms; add \$50 list</li> <li>· maple wood trim arm caps available on standard nylon arms; add \$166 list</li> <li>· linking bracket available, order separately, see page 63</li> <li>· passes a 500 lb load rating test</li> <li>· wall saver</li> </ul>	<table> <tr> <th>Dimensions</th><th>D</th><th>W</th><th>H</th></tr> <tr> <td>Overall</td><td>21 ¼</td><td>21 ¼</td><td>32</td></tr> <tr> <td>Seat</td><td>17 ¾</td><td>19 ¾</td><td>18 ½</td></tr> <tr> <td>Arm</td><td></td><td></td><td>26 ⅝</td></tr> <tr> <th>Upholstery</th><th colspan="3">Shipping</th></tr> <tr> <td>COM Ydg</td><td>¾</td><td>Ctn Wt</td><td>16</td></tr> <tr> <td>COL Sq Ft</td><td>14</td><td>Cu Ft</td><td>11</td></tr> </table>	Dimensions	D	W	H	Overall	21 ¼	21 ¼	32	Seat	17 ¾	19 ¾	18 ½	Arm			26 ⅝	Upholstery	Shipping			COM Ydg	¾	Ctn Wt	16	COL Sq Ft	14	Cu Ft	11	All Plastic \$438 COM \$545 A \$552 B \$565 COL/C \$588 D \$618 E \$648 F \$694 G \$743 H \$796 I \$878 J \$977 L1 \$753 L2 \$812
Dimensions	D	W	H																												
Overall	21 ¼	21 ¼	32																												
Seat	17 ¾	19 ¾	18 ½																												
Arm			26 ⅝																												
Upholstery	Shipping																														
COM Ydg	¾	Ctn Wt	16																												
COL Sq Ft	14	Cu Ft	11																												
 <b>KN3001PUS</b> uph. seat	GSA Contract SIN #33721																														
<b>Straight Arm Chair with Casters</b>  <b>KN3001PPFC</b> plastic seat	<b>KN3001PPSC - All Plastic</b> <b>KN3001PUSC - Seat Uph.</b> <ul style="list-style-type: none"> <li>· non-stacking</li> <li>· nylon arms available in matte black or arctic silver; optional soft-touch black polyurethane arms; add \$50 list</li> <li>· maple wood trim arm caps available on standard nylon arms; add \$166 list</li> <li>· wall saver</li> </ul>	<table> <tr> <th>Dimensions</th><th>D</th><th>W</th><th>H</th></tr> <tr> <td>Overall</td><td>21 ¼</td><td>21 ¼</td><td>32</td></tr> <tr> <td>Seat</td><td>17 ¾</td><td>19 ¾</td><td>18 ½</td></tr> <tr> <td>Arm</td><td></td><td></td><td>26 ⅝</td></tr> <tr> <th>Upholstery</th><th colspan="3">Shipping</th></tr> <tr> <td>COM Ydg</td><td>¾</td><td>Ctn Wt</td><td>16</td></tr> <tr> <td>COL Sq Ft</td><td>14</td><td>Cu Ft</td><td>11</td></tr> </table>	Dimensions	D	W	H	Overall	21 ¼	21 ¼	32	Seat	17 ¾	19 ¾	18 ½	Arm			26 ⅝	Upholstery	Shipping			COM Ydg	¾	Ctn Wt	16	COL Sq Ft	14	Cu Ft	11	All Plastic \$455 COM \$561 A \$568 B \$581 COL/C \$604 D \$634 E \$664 F \$710 G \$759 H \$812 I \$894 J \$993 L1 \$769 L2 \$828
Dimensions	D	W	H																												
Overall	21 ¼	21 ¼	32																												
Seat	17 ¾	19 ¾	18 ½																												
Arm			26 ⅝																												
Upholstery	Shipping																														
COM Ydg	¾	Ctn Wt	16																												
COL Sq Ft	14	Cu Ft	11																												
 <b>KN3003PUC</b> uph. seat	GSA Contract SIN #33721																														

Description		1 Model	Specifications				List Price Per Grade			
<div>Straight Arm Chair - Wood Back/Upholstered Seat</div> <div></div> <div>GSA Contract SIN #33721</div>		<div>KN3001WUS</div> <ul style="list-style-type: none"><li>• non-stacking</li><li>• standard maple veneer back available in maple finishes</li><li>• optional walnut veneer back available in walnut finishes; add \$25 list</li><li>• optional horizontal double cut; add \$27 list</li><li>• optional handle cut out; add \$18 list</li><li>• nylon arms available in matte black or arctic silver; optional soft-touch black polyurethane arms; add \$50 list</li><li>• maple wood trim arm caps available on standard nylon arms; add \$166 list</li><li>• linking bracket available, order separately, see page 63</li><li>• passes a 500 lb load rating test</li><li>• wall saver</li></ul>	Dimensions		D	W	H	COM	\$707	
			Overall		21 ¼	21 ¼	32	A	\$714	
			Seat		17 ¾	19 ¾	18 ½	B	\$727	
			Arm		26 ½			COL/C	\$750	
			Upholstery		Shipping				D	\$780
			COM Ydg		¾	Ctn Wt	17	E	\$810	
			COL Sq Ft		14	Cu Ft	11	F	\$856	
								G	\$905	
								H	\$958	
								I	\$1,040	
								J	\$1,139	
								L1	\$915	
								L2	\$974	

<div>Straight Arm Chair with Casters - Wood Back/Upholstered Seat</div> <div></div> <div>GSA Contract SIN #33721</div>		<div>KN3001WUSC</div> <ul style="list-style-type: none"><li>• non-stacking</li><li>• standard maple veneer back available in maple finishes</li><li>• optional walnut veneer back available in walnut finishes; add \$25 list</li><li>• optional horizontal double cut walnut veneer in clear coat; add \$27 list</li><li>• optional handle cut out; add \$18 list</li><li>• nylon arms available in matte black or arctic silver; optional soft-touch black polyurethane arms; add \$50 list</li><li>• maple wood trim arm caps available on standard nylon arms; add \$166 list</li><li>• wall saver</li></ul>	Dimensions		D	W	H	COM	\$732	
			Overall		21 ¼	21 ¼	32	A	\$739	
			Seat		17 ¾	19 ¾	18 ½	B	\$752	
			Arm		26 ½			COL/C	\$775	
			Upholstery		Shipping				D	\$805
			COM Ydg		¾	Ctn Wt	17	E	\$835	
			COL Sq Ft		14	Cu Ft	11	F	\$881	
								G	\$930	
								H	\$983	
								I	\$1,065	
								J	\$1,164	
								L1	\$940	
								L2	\$999	

**To Order, Specify:**

- 1 Model Number
- 2 Plastic Color or Wood Finish -
  - a. Plastic Back - standard
  - b. Maple Back - standard
  - c. Walnut Back - add \$25 list per back
  - d. Double Cut Back - add \$27 list per back
- 3 Fabric Selection - vendor, pattern and color
- 4 Handle Cut Out - add \$18 list per veneer back
- 7 Metal Frame Finish -
  - a. Arctic Silver (ASL)
  - b. Chrome (CHR) - add \$85 list
  - c. Matte Black (MBK)
  - d. Pewter (PEW)
- 3 See a selection of graded in fabric manufacturers and patterns on pages 20-28. Contact Customer Service for additional fabric options.

When ordering Quickship products, place a "Q" in front of model number.  
Example: QKN3003PP

**NOW!**  
Need it.  
JSI Quickship





Description	D	W	H	CTN WT	CU FT	① Model	List Price Per Grade
Transport Cart	34	23 ¾	40 ¾	29	22	TC01	\$730



- 16 gauge steel tube
- 4" heavy duty casters
- only available in black
- stacks six armless or flared single chairs

GSA Contract SIN #33721

#### To Order, Specify:

- ① Model Number
- ② Plastic Color or Wood Finish -
  - a. Plastic Back - standard
  - b. Maple Back - standard
  - c. Walnut Back - add \$25 list per back
  - d. Double Cut Back - add \$27 list per back
- ③ Fabric Selection - vendor, pattern and color
- ④ Handle Cut Out - add \$18 list per veneer back
- ⑦ Metal Frame Finish -
  - a. Arctic Silver (ASL)
  - b. Chrome (CHR) - add \$85 list
  - c. Matte Black (MBK)
  - d. Pewter (PEW)
- ③ See a selection of graded in fabric manufacturers and patterns on pages 20-28.  
Contact Customer Service for additional fabric options.

When ordering Quickship products, place a "Q" in front of model number.  
Example: QKN3003PP


**NOW!**  
*Need it.*  
JSI Quickship

## Description

## ① Model

## Specifications

## List Price Per Grade

Armless Bariatric Chair -  
All Upholstered**KN3053UU**

- non-stacking
- meets or exceed BIFMA 5.11 large occupant standard
- passes a 500 lb load rating test
- multiple fabrics, see page 43
- linking bracket available, order separately, see page 63
- wall saver

GSA Contract SIN #33721

Dimensions	D	W	H
Overall	21 ¼	32	32
Seat	17 ¾	30	18 ½
Upholstery		Shipping	
COM Ydg	2	Ctn Wt	28
COL Sq Ft	44	Cu Ft	15

COM	\$910
A	\$928
B	\$963
COL/C	\$1,025
D	\$1,104
E	\$1,183
F	\$1,305
G	\$1,437
H	\$1,577
I	\$1,797
J	\$2,060
L1	\$1,463
L2	\$1,621


**KN3053UU-3**

- sets of 3 packaged together - must have all same options
- non-stacking
- meets or exceed BIFMA 5.11 large occupant standard
- passes a 500 lb load rating test
- multiple fabrics, see page 43
- linking bracket available, order separately, see page 63
- wall saver

GSA Contract SIN #33721

Dimensions	D	W	H
Overall	21 ¼	32	32
Seat	17 ¾	30	18 ½
Upholstery		Shipping	
COM Ydg	5	Ctn Wt	79
COL Sq Ft	90	Cu Ft	19

COM	\$2,401
A	\$2,446
B	\$2,533
COL/C	\$2,687
D	\$2,884
E	\$3,082
F	\$3,389
G	\$3,718
H	\$4,069
I	\$4,617
J	\$5,275
L1	\$3,784
L2	\$4,178

Flared Bariatric Chair -  
All Upholstered**KN3051UUF**

- non-stacking
- meets or exceed BIFMA 5.11 large occupant standard
- passes a 500 lb load rating test
- nylon arms available in matte black or arctic silver
- nylon arms available in matte black or arctic silver
- maple wood trim arm caps available on standard nylon arms; add \$166 list
- multiple fabrics, see page 43
- wall saver

GSA Contract SIN #33721

Dimensions	D	W	H
Overall	21 ¼	34 ¾	32
Seat	17 ¾	30	18 ½
Arm			26 ¾
Upholstery		Shipping	
COM Ydg	2	Ctn Wt	29
COL Sq Ft	44	Cu Ft	16

COM	\$984
A	\$1,002
B	\$1,037
COL/C	\$1,099
D	\$1,178
E	\$1,257
F	\$1,379
G	\$1,511
H	\$1,651
I	\$1,871
J	\$2,134
L1	\$1,537
L2	\$1,695

**KN3051UUF-3**


- sets of 3 packaged together - must have all same options
- non-stacking
- meets or exceed BIFMA 5.11 large occupant standard
- passes a 500 lb load rating test
- nylon arms available in matte black or arctic silver
- maple wood trim arm caps available on standard nylon arms; add \$498 list
- multiple fabrics, see page 43
- wall saver

GSA Contract SIN #33721

Dimensions	D	W	H
Overall	21 ¼	34 ¾	32
Seat	17 ¾	30	18 ½
Arm			26 ¾
Upholstery		Shipping	
COM Ydg	5	Ctn Wt	81
COL Sq Ft	90	Cu Ft	20

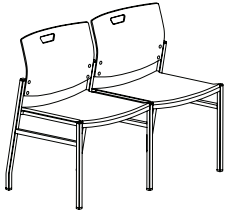
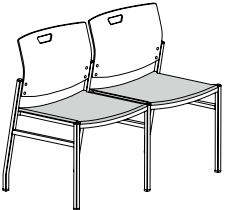
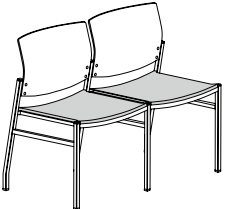
COM	\$2,600
A	\$2,645
B	\$2,732
COL/C	\$2,886
D	\$3,083
E	\$3,281
F	\$3,588
G	\$3,917
H	\$4,268
I	\$4,816
J	\$5,474
L1	\$3,983
L2	\$4,377

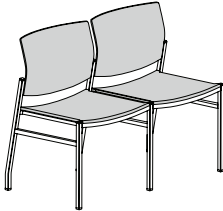
Specification information shown at right.

Description	1 Model	Specifications				List Price Per Grade	
Straight Arm Bariatric Chair - All Upholstered  	<b>KN3051UUS</b> <ul style="list-style-type: none"><li>• non-stacking</li><li>• meets or exceed BIFMA 5.11 large occupant standard</li><li>• passes a 500 lb load rating test</li><li>• nylon arms available in matte black or arctic silver; optional soft-touch black polyurethane arms; add \$50 list</li><li>• maple wood trim arm caps available on standard nylon arms; add \$166 list</li><li>• multiple fabrics, see page 43</li><li>• linking bracket available, order separately, see page 63</li><li>• wall saver</li></ul>	<b>Dimensions</b>				<b>COM</b>	<b>\$984</b>
		Overall	21 ¼	32	32	<b>A</b>	<b>\$1,002</b>
		Seat	17 ¾	30	18 ½	<b>B</b>	<b>\$1,037</b>
		Arm			26 ¾	<b>COL/C</b>	<b>\$1,099</b>
		<b>Upholstery</b>		<b>Shipping</b>		<b>D</b>	<b>\$1,178</b>
		COM Ydg	2	Ctn Wt	29	<b>E</b>	<b>\$1,257</b>
		COL Sq Ft	44	Cu Ft	15	<b>F</b>	<b>\$1,379</b>
						<b>G</b>	<b>\$1,511</b>
						<b>H</b>	<b>\$1,651</b>
						<b>I</b>	<b>\$1,871</b>
				<b>J</b>	<b>\$2,134</b>		
				<b>L1</b>	<b>\$1,537</b>		
				<b>L2</b>	<b>\$1,695</b>		
GSA Contract SIN #33721							

**To Order, Specify:**

- 1 Model Number
- 2 Plastic Color or Wood Finish -
  - a. Plastic Back - standard
  - b. Maple Back - standard
  - c. Walnut Back - add \$25 list per back
  - d. Double Cut Back - add \$27 list per back
- 3 Fabric Selection - vendor, pattern and color
- 4 Handle Cut Out - add \$18 list per veneer back
- 7 Metal Frame Finish -
  - a. Arctic Silver (ASL)
  - b. Chrome (CHR) - add \$85 list
  - c. Matte Black (MBK)
  - d. Pewter (PEW)
- 3 See a selection of graded in fabric manufacturers and patterns on pages 20-28. Contact Customer Service for additional fabric options.


Description	① Model	Specifications	List Price Per Grade																								
Armless Two Seat Unit	<b>KN3092PP - All Plastic</b> <b>KN3092PU - Uph. Seat</b> · shipped assembled · wall saver	<table> <tr> <th>Dimensions</th><th>D</th><th>W</th><th>H</th></tr> <tr> <td>Overall</td><td>21 ¼</td><td>40 ⅝</td><td>32</td></tr> <tr> <td>Seat</td><td>17 ¾</td><td>19</td><td>18 ½</td></tr> <tr> <th colspan="2">Upholstery</th><th colspan="2">Shipping</th></tr> <tr> <td>COM Ydg</td><td>¾</td><td>Ctn Wt</td><td>28</td></tr> <tr> <td>COL Sq Ft</td><td>14</td><td>Cu Ft</td><td>19</td></tr> </table>	Dimensions	D	W	H	Overall	21 ¼	40 ⅝	32	Seat	17 ¾	19	18 ½	Upholstery		Shipping		COM Ydg	¾	Ctn Wt	28	COL Sq Ft	14	Cu Ft	19	All Plastic \$777 COM \$967 A \$974 B \$987 COL/C \$1,010 D \$1,040 E \$1,070 F \$1,116 G \$1,165 H \$1,218 I \$1,300 J \$1,399 L1 \$1,175 L2 \$1,234
Dimensions	D	W	H																								
Overall	21 ¼	40 ⅝	32																								
Seat	17 ¾	19	18 ½																								
Upholstery		Shipping																									
COM Ydg	¾	Ctn Wt	28																								
COL Sq Ft	14	Cu Ft	19																								
	GSA Contract SIN #33721																										
 <b>KN3092PP</b> plastic seat																											
 <b>KN3092PU</b> uph. seat																											
Armless Two Seat Unit - Wood Back/Uph. Seat	<b>KN3092WU</b> · shipped assembled · standard maple veneer back available in maple finishes · optional walnut veneer back available in walnut finishes; add \$50 list · optional horizontal double cut walnut veneer in clear coat; add \$54 list · optional handle cut out; add \$36 list · wall saver	<table> <tr> <th>Dimensions</th><th>D</th><th>W</th><th>H</th></tr> <tr> <td>Overall</td><td>21 ¼</td><td>40 ⅝</td><td>32</td></tr> <tr> <td>Seat</td><td>17 ¾</td><td>19</td><td>18 ½</td></tr> <tr> <th colspan="2">Upholstery</th><th colspan="2">Shipping</th></tr> <tr> <td>COM Ydg</td><td>¾</td><td>Ctn Wt</td><td>28</td></tr> <tr> <td>COL Sq Ft</td><td>14</td><td>Cu Ft</td><td>19</td></tr> </table>	Dimensions	D	W	H	Overall	21 ¼	40 ⅝	32	Seat	17 ¾	19	18 ½	Upholstery		Shipping		COM Ydg	¾	Ctn Wt	28	COL Sq Ft	14	Cu Ft	19	COM \$1,208 A \$1,215 B \$1,228 COL/C \$1,251 D \$1,281 E \$1,311 F \$1,357 G \$1,406 H \$1,459 I \$1,541 J \$1,640 L1 \$1,416 L2 \$1,475
Dimensions	D	W	H																								
Overall	21 ¼	40 ⅝	32																								
Seat	17 ¾	19	18 ½																								
Upholstery		Shipping																									
COM Ydg	¾	Ctn Wt	28																								
COL Sq Ft	14	Cu Ft	19																								
	GSA Contract SIN #33721																										
																											

Description	① Model	Specifications				List Price Per Grade		
<div>Armless Two Seat Unit - All Upholstered</div> <div></div>	<div>KN3092UU</div> <div><ul style="list-style-type: none"><li>· shipped assembled</li><li>· multiple fabrics, see page 43</li><li>· wall saver</li></ul></div> <div>GSA Contract SIN #33721</div>	Dimensions		D	W	H	COM	\$1,197
		Overall		21 ¼	40 ⅝	32	A	\$1,215
		Seat		17 ¾	19	18 ½	B	\$1,250
		Upholstery		Shipping			COL/C	\$1,312
		COM Ydg		2	Ctn Wt	30	D	\$1,391
		COL Sq Ft		40	Cu Ft	19	E	\$1,470
							F	\$1,592
							G	\$1,724
							H	\$1,864
							I	\$2,084
							J	\$2,347
							L1	\$1,750
							L2	\$1,908

**To Order, Specify:**

- ① Model Number
- ② Plastic Color or Wood Finish -
  - a. Plastic Back - standard
  - b. Maple Back - standard
  - c. Walnut Back - add \$25 list per back
  - d. Double Cut Back - add \$27 list per back
- ③ Fabric Selection - vendor, pattern and color
- ④ Handle Cut Out - add \$18 list per veneer back
- ⑦ Metal Frame Finish -
  - a. Arctic Silver (ASL)
  - b. Chrome (CHR) - add \$85 list
  - c. Matte Black (MBK)
  - d. Pewter (PEW)
- ③ See a selection of graded in fabric manufacturers and patterns on pages 20-28. Contact Customer Service for additional fabric options.



Description	1 Model	Specifications				List Price Per Grade	
<b>Straight Arm Two Seat Unit - All Upholstered</b>  	<b>KN3092UUS</b> <ul style="list-style-type: none"> <li>shipped assembled</li> <li>nylon arms available in matte black or arctic silver; optional soft-touch black polyurethane arms; add \$75 list</li> <li>maple wood trim arm caps available on standard nylon arms; add \$249 list</li> <li>multiple fabrics, see page 43</li> <li>linking bracket available, order separately, see page 63</li> <li>wall saver</li> </ul>	<b>Dimensions</b>	<b>D</b>	<b>W</b>	<b>H</b>	<b>COM</b>	<b>\$1,299</b>
		Overall	21 ¼	40 ⅝	32	<b>A</b>	<b>\$1,319</b>
		Seat	17 ¾	19	18 ½	<b>B</b>	<b>\$1,359</b>
		Arm			26 ⅝	<b>COL/C</b>	<b>\$1,428</b>
		<b>Upholstery</b>	<b>Shipping</b>			<b>D</b>	<b>\$1,517</b>
		COM Ydg	2 ¼	Ctn Wt	36	<b>E</b>	<b>\$1,606</b>
		COL Sq Ft	45	Cu Ft	19	<b>F</b>	<b>\$1,744</b>
						<b>G</b>	<b>\$1,892</b>
						<b>H</b>	<b>\$2,050</b>
						<b>I</b>	<b>\$2,296</b>
						<b>J</b>	<b>\$2,593</b>
						<b>L1</b>	<b>\$1,921</b>
						<b>L2</b>	<b>\$2,099</b>

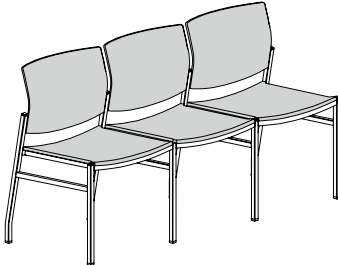
GSA Contract SIN #33721

**To Order, Specify:**

- 1 Model Number
- 2 Plastic Color or Wood Finish -
  - a. Plastic Back - standard
  - b. Maple Back - standard
  - c. Walnut Back - add \$25 list per back
  - d. Double Cut Back - add \$27 list per back
- 3 Fabric Selection - vendor, pattern and color
- 4 Handle Cut Out - add \$18 list per veneer back
- 7 Metal Frame Finish -
  - a. Arctic Silver (ASL)
  - b. Chrome (CHR) - add \$85 list
  - c. Matte Black (MBK)
  - d. Pewter (PEW)
- 3 See a selection of graded in fabric manufacturers and patterns on pages 20-28. Contact Customer Service for additional fabric options.





Description	1 Model	Specifications				List Price Per Grade		
<div>Armless Three Seat Unit - All Upholstered</div> <div></div>	<div>KN3093UU</div> <div><div>• shipped assembled</div><div>• multiple fabrics, see page 43</div><div>• wall saver</div></div> <div>GSA Contract SIN #33721</div>	Dimensions		D	W	H	COM	\$1,787
		Overall		21 ¼	60	32	A	\$1,816
		Seat		17 ¾	19	18 ½	B	\$1,873
		Upholstery		Shipping			COL/C	\$1,973
		COM Ydg		3 ¼	Ctn Wt	42	D	\$2,101
		COL Sq Ft		65	Cu Ft	28	E	\$2,230
							F	\$2,429
							G	\$2,643
							H	\$2,871
							I	\$3,228
							J	\$3,655
							L1	\$2,686
							L2	\$2,942

**To Order, Specify:**

- 1 Model Number
- 2 Plastic Color or Wood Finish -
  - a. Plastic Back - standard
  - b. Maple Back - standard
  - c. Walnut Back - add \$25 list per back
  - d. Double Cut Back - add \$27 list per back
- 3 Fabric Selection - vendor, pattern and color
- 4 Handle Cut Out - add \$18 list per veneer back
- 7 Metal Frame Finish -
  - a. Arctic Silver (ASL)
  - b. Chrome (CHR) - add \$85 list
  - c. Matte Black (MBK)
  - d. Pewter (PEW)
- 3 See a selection of graded in fabric manufacturers and patterns on pages 20-28. Contact Customer Service for additional fabric options.

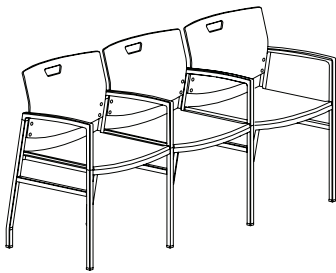
## Description

## ① Model

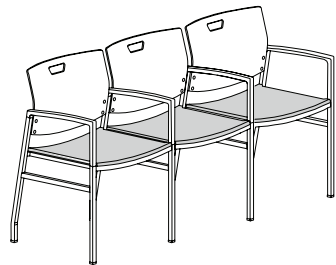
## Specifications

## List Price Per Grade

## Straight Arm Three Seat Unit



KN3093PPS  
plastic seat



KN3093PUS  
uph. seat

**KN3093PPS - All Plastic**  
**KN3093PUS - Seat Uph.**

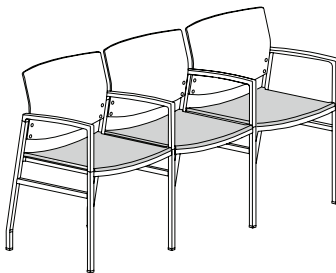
- shipped assembled
- nylon arms available in matte black or arctic silver; optional soft-touch black polyurethane arms; add \$100 list
- maple wood trim arm caps available on standard nylon arms; add \$332 list
- linking bracket available, order separately, see page 63
- wall saver

GSA Contract SIN #33721

Dimensions	D	W	H
Overall	21 ¼	62	32
Seat	17 ¾	19	18 ½
Arm			26 ⅝
Upholstery		Shipping	
COM Ydg	1 ½	Ctn Wt	42
COL Sq Ft	30	Cu Ft	28

All Plastic	\$1,270
COM	\$1,581
A	\$1,595
B	\$1,621
COL/C	\$1,667
D	\$1,726
E	\$1,786
F	\$1,878
G	\$1,976
H	\$2,082
I	\$2,246
J	\$2,444
L1	\$1,996
L2	\$2,115

**Straight Arm Three Seat Unit -**  
**Wood Back/Upholstered Seat**



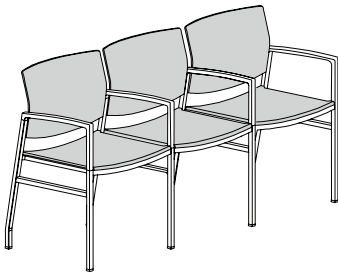
**KN3093WUS**

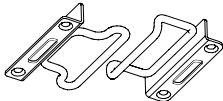
- shipped assembled
- standard maple veneer back available in maple finishes
- optional walnut veneer back available in walnut finishes; add \$75 list
- optional horizontal double cut walnut veneer in clear coat; add \$81 list
- optional handle cut out; add \$54 list
- nylon arms available in matte black or arctic silver; optional soft-touch black polyurethane arms; add \$100 list
- maple wood trim arm caps available on standard nylon arms; add \$332 list
- linking bracket available, order separately, see page 63
- wall saver

GSA Contract SIN #33721

Dimensions	D	W	H
Overall	21 ¼	62	32
Seat	17 ¾	19	18 ½
Arm			26 ⅝
Upholstery		Shipping	
COM Ydg	1 ½	Ctn Wt	45
COL Sq Ft	30	Cu Ft	28

COM	\$1,985
A	\$1,999
B	\$2,025
COL/C	\$2,071
D	\$2,130
E	\$2,190
F	\$2,282
G	\$2,380
H	\$2,486
I	\$2,650
J	\$2,848
L1	\$2,400
L2	\$2,519

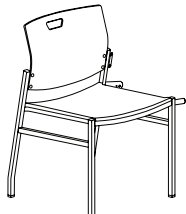
Description	① Model	Specifications				List Price Per Grade		
<div>Straight Arm Three Seat Unit - All Upholstered</div> <div></div>	<div>KN3093UUS</div> <ul style="list-style-type: none"><li>shipped assembled</li><li>nylon arms available in matte black or arctic silver; optional soft-touch black polyurethane arms; add \$100 list</li><li>maple wood trim arm caps available on standard nylon arms; add \$332 list</li><li>multiple fabrics, see page 43</li><li>linking bracket available, order separately, see page 63</li><li>wall saver</li></ul>	Dimensions		D	W	H	COM	\$1,923
		Overall		21 ¼	62	32	A	\$1,952
		Seat		17 ¾	19	18 ½	B	\$2,009
		Arm				26 ⅝	COL/C	\$2,109
		Upholstery		Shipping		D	\$2,237	
		COM Ydg		3 ¼	Ctn Wt	51	E	\$2,366
		COL Sq Ft		65	Cu Ft	28	F	\$2,565
							G	\$2,779
							H	\$3,007
							I	\$3,364
						J	\$3,791	
						L1	\$2,822	
						L2	\$3,078	

Description	D	W	H	CTN WT	CU FT	① Model	List Price
<b>Linking Bracket</b>  				1	1	KN30BRKT	\$50
<ul style="list-style-type: none"> <li>matte black wire loop ganging bracket set</li> </ul>							
GSA Contract SIN #33721							

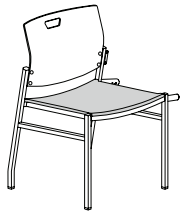
**To Order, Specify:**

- ① Model Number
- ② Plastic Color or Wood Finish -
  - a. Plastic Back - standard
  - b. Maple Back - standard
  - c. Walnut Back - add \$25 list per back
  - d. Double Cut Back - add \$27 list per back
- ③ Fabric Selection - vendor, pattern and color
- ④ Handle Cut Out - add \$18 list per veneer back
- ⑦ Metal Frame Finish -
  - a. Arctic Silver (ASL)
  - b. Chrome (CHR) - add \$85 list
  - c. Matte Black (MBK)
  - d. Pewter (PEW)
- ③ See a selection of graded in fabric manufacturers and patterns on pages 20-28. Contact Customer Service for additional fabric options.

Description	① Model	Specifications	List Price Per Grade																								
Armless Starter Module	<b>KN3003PPS - All Plastic</b> <b>KN3003PUS - Seat Uph.</b> <ul style="list-style-type: none"> <li>· starts the run of multiple seating groups, requires additional components</li> <li>· requires setup with other modules, instructions included</li> <li>· connecting rods extend past leg, see page 46 for details</li> <li>· wall saver</li> </ul>	<table> <tr> <th>Dimensions</th><th>D</th><th>W</th><th>H</th></tr> <tr> <td>Overall</td><td>21 ¼</td><td>21 ¼</td><td>32</td></tr> <tr> <td>Seat</td><td>17 ¾</td><td>19</td><td>18 ½</td></tr> <tr> <th colspan="2">Upholstery</th><th colspan="2">Shipping</th></tr> <tr> <td>COM Ydg</td><td>¾</td><td>Ctn Wt</td><td>17</td></tr> <tr> <td>COL Sq Ft</td><td>14</td><td>Cu Ft</td><td>11</td></tr> </table>	Dimensions	D	W	H	Overall	21 ¼	21 ¼	32	Seat	17 ¾	19	18 ½	Upholstery		Shipping		COM Ydg	¾	Ctn Wt	17	COL Sq Ft	14	Cu Ft	11	All Plastic \$442 COM \$537 A \$544 B \$557 COL/C \$580 D \$610 E \$640 F \$686 G \$735 H \$788 I \$870 J \$969 L1 \$745 L2 \$804
Dimensions	D	W	H																								
Overall	21 ¼	21 ¼	32																								
Seat	17 ¾	19	18 ½																								
Upholstery		Shipping																									
COM Ydg	¾	Ctn Wt	17																								
COL Sq Ft	14	Cu Ft	11																								

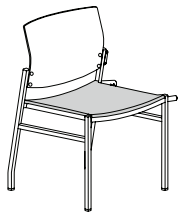


KN3092PPS  
plastic seat



KN3092PUS  
uph. seat


#### Armless Starter Module - Wood Back/Upholstered Back



- KN3003WUS**
- starts the run of multiple seating groups, requires additional components
  - requires setup with other modules, instructions included
  - connecting rods extend past leg, see page 46 for details
  - standard maple veneer back available in maple finishes
  - optional walnut veneer back available in walnut finishes; add \$25 list
  - optional horizontal double cut walnut veneer in clear coat; add \$27 list
  - optional handle cut out; add \$18 list
  - wall saver

GSA Contract SIN #33721

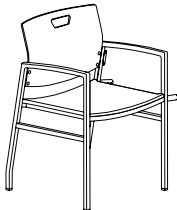
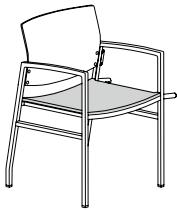
Dimensions	D	W	H	COM \$714
Overall	21 ¼	21 ¼	32	A \$721
Seat	17 ¾	19	18 ½	B \$734
Upholstery		Shipping		COL/C \$757
COM Ydg	¾	Ctn Wt	17	D \$787
COL Sq Ft	14	Cu Ft	11	E \$817
				F \$863
				G \$912
				H \$965
				I \$1,047
				J \$1,146
				L1 \$922
				L2 \$981


Description	1 Model	Specifications				List Price Per Grade	
<b>Armless Starter Module - All Upholstered</b>  	<b>KN3003UUS</b> <ul style="list-style-type: none"> <li>starts the run of multiple seating groups, requires additional components</li> <li>requires setup with other modules, instructions included</li> <li>connecting rods extend past leg, see page 46 for details</li> <li>screw cap cover will be provided to back attachment</li> <li>wall saver</li> </ul>	<b>Dimensions</b>				COM	\$660
		Overall	21 ¼	21 ¼	32	A	\$672
		Seat	17 ¾	19	18 ½	B	\$693
		<b>Upholstery</b>		<b>Shipping</b>		COL/C	\$732
		COM Ydg	1 ¼	Ctn Wt	18	D	\$781
		COL Sq Ft	23	Cu Ft	11	E	\$831
						F	\$907
						G	\$990
						H	\$1,077
						I	\$1,214
						J	\$1,379
						L1	\$1,006
						L2	\$1,105

GSA Contract SIN #33721

**To Order, Specify:**

- 1 Model Number
- 2 Plastic Color or Wood Finish -
  - a. Plastic Back - standard
  - b. Maple Back - standard
  - c. Walnut Back - add \$25 list per back
  - d. Double Cut Back - add \$27 list per back
- 3 Fabric Selection - vendor, pattern and color
- 4 Handle Cut Out - add \$18 list per veneer back
- 7 Metal Frame Finish -
  - a. Arctic Silver (ASL)
  - b. Chrome (CHR) - add \$85 list
  - c. Matte Black (MBK)
  - d. Pewter (PEW)
- 3 See a selection of graded in fabric manufacturers and patterns on pages 20-28. Contact Customer Service for additional fabric options.

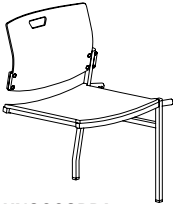
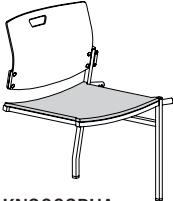
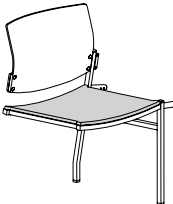
Description	① Model	Specifications	List Price Per Grade																												
Straight Arm Starter Module  KN3001PPSS plastic seat	KN3001PPSS - All Plastic KN3001PUSS - Seat Uph. <ul style="list-style-type: none"><li>• non-stacking</li><li>• starts the run of multiple seating groups, requires additional components</li><li>• requires setup with other modules, instructions included</li><li>• connecting rods extend past leg, see page 46 for details</li><li>• nylon arms available in matte black or arctic silver; optional soft-touch black polyurethane arms; add \$50 list</li><li>• maple wood trim arm caps available on standard nylon arms; add \$166 list</li><li>• wall saver</li></ul>	<table><tr><th>Dimensions</th><th>D</th><th>W</th><th>H</th></tr><tr><td>Overall</td><td>21 ¼</td><td>21 ¼</td><td>32</td></tr><tr><td>Seat</td><td>17 ¾</td><td>19</td><td>18 ½</td></tr><tr><td>Arm</td><td></td><td></td><td>26 ⅝</td></tr><tr><th colspan="2">Upholstery</th><th colspan="2">Shipping</th></tr><tr><td>COM Ydg</td><td>¾</td><td>Ctn Wt</td><td>18</td></tr><tr><td>COL Sq Ft</td><td>14</td><td>Cu Ft</td><td>11</td></tr></table>	Dimensions	D	W	H	Overall	21 ¼	21 ¼	32	Seat	17 ¾	19	18 ½	Arm			26 ⅝	Upholstery		Shipping		COM Ydg	¾	Ctn Wt	18	COL Sq Ft	14	Cu Ft	11	All Plastic \$515 COM \$608 A \$615 B \$628 COL/C \$651 D \$681 E \$711 F \$757 G \$806 H \$859 I \$941 J \$1,040 L1 \$816 L2 \$875
			Dimensions	D	W	H																									
Overall	21 ¼	21 ¼	32																												
Seat	17 ¾	19	18 ½																												
Arm			26 ⅝																												
Upholstery		Shipping																													
COM Ydg	¾	Ctn Wt	18																												
COL Sq Ft	14	Cu Ft	11																												
KN3001PUSS uph. seat	GSA Contract SIN #33721																														
Straight Arm Starter Module - Wood Back/Upholstered Seat 	KN3001WUSS <ul style="list-style-type: none"><li>• non-stacking</li><li>• starts the run of multiple seating groups, requires additional components</li><li>• requires setup with other modules, instructions included</li><li>• connecting rods extend past leg, see page 46 for details</li><li>• standard maple veneer back available in maple finishes</li><li>• optional walnut veneer back available in walnut finishes; add \$25 list</li><li>• optional horizontal double cut walnut veneer in clear coat; add \$27 list</li><li>• optional handle cut out; add \$18 list</li><li>• nylon arms available in matte black or arctic silver; optional soft-touch black polyurethane arms; add \$50 list</li><li>• maple wood trim arm caps available on standard nylon arms; add \$166 list</li><li>• wall saver</li></ul>	<table><tr><th>Dimensions</th><th>D</th><th>W</th><th>H</th></tr><tr><td>Overall</td><td>21 ¼</td><td>21 ¼</td><td>32</td></tr><tr><td>Seat</td><td>17 ¾</td><td>19</td><td>18 ½</td></tr><tr><td>Arm</td><td></td><td></td><td>26 ⅝</td></tr><tr><th colspan="2">Upholstery</th><th colspan="2">Shipping</th></tr><tr><td>COM Ydg</td><td>¾</td><td>Ctn Wt</td><td>19</td></tr><tr><td>COL Sq Ft</td><td>14</td><td>Cu Ft</td><td>11</td></tr></table>	Dimensions	D	W	H	Overall	21 ¼	21 ¼	32	Seat	17 ¾	19	18 ½	Arm			26 ⅝	Upholstery		Shipping		COM Ydg	¾	Ctn Wt	19	COL Sq Ft	14	Cu Ft	11	COM \$785 A \$792 B \$805 COL/C \$828 D \$858 E \$888 F \$934 G \$983 H \$1,036 I \$1,118 J \$1,217 L1 \$993 L2 \$1,052
			Dimensions	D	W	H																									
Overall	21 ¼	21 ¼	32																												
Seat	17 ¾	19	18 ½																												
Arm			26 ⅝																												
Upholstery		Shipping																													
COM Ydg	¾	Ctn Wt	19																												
COL Sq Ft	14	Cu Ft	11																												
	GSA Contract SIN #33721																														

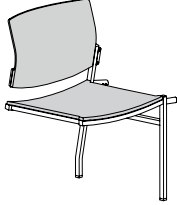
Description	1 Model	Specifications				List Price Per Grade	
<b>Straight Arm Starter Module - All Upholstered</b>  	<b>KN3001UUSS</b> <ul style="list-style-type: none"> <li>• non-stacking</li> <li>• starts the run of multiple seating groups, requires additional components</li> <li>• requires setup with other modules, instructions included</li> <li>• connecting rods extend past leg, see page 46 for details</li> <li>• screw cap cover will be provided to back attachment</li> <li>• nylon arms available in matte black or arctic silver; optional soft-touch black polyurethane arms; add \$50 list</li> <li>• maple wood trim arm caps available on standard nylon arms; add \$166 list</li> <li>• multiple fabrics, see page 43</li> <li>• wall saver</li> </ul>	<b>Dimensions</b>	<b>D</b>	<b>W</b>	<b>H</b>	<b>COM</b>	<b>\$731</b>
		Overall	21 ¼	21 ¼	32	<b>A</b>	<b>\$743</b>
		Seat	17 ¾	19	18 ½	<b>B</b>	<b>\$764</b>
		Arm			26 ½	<b>COL/C</b>	<b>\$803</b>
		<b>Upholstery</b>	<b>Shipping</b>			<b>D</b>	<b>\$852</b>
		COM Ydg	1 ¼	Ctn Wt	21	<b>E</b>	<b>\$902</b>
		COL Sq Ft	23	Cu Ft	11	<b>F</b>	<b>\$978</b>
						<b>G</b>	<b>\$1,061</b>
						<b>H</b>	<b>\$1,148</b>
						<b>I</b>	<b>\$1,285</b>
						<b>J</b>	<b>\$1,450</b>
						<b>L1</b>	<b>\$1,077</b>
						<b>L2</b>	<b>\$1,176</b>
	GSA Contract SIN #33721						

**To Order, Specify:**

- 1 Model Number
- 2 Plastic Color or Wood Finish -
  - a. Plastic Back - standard
  - b. Maple Back - standard
  - c. Walnut Back - add \$25 list per back
  - d. Double Cut Back - add \$27 list per back
- 3 Fabric Selection - vendor, pattern and color
- 4 Handle Cut Out - add \$18 list per veneer back
- 7 Metal Frame Finish -
  - a. Arctic Silver (ASL)
  - b. Chrome (CHR) - add \$85 list
  - c. Matte Black (MBK)
  - d. Pewter (PEW)
- 3 See a selection of graded in fabric manufacturers and patterns on pages 20-28. Contact Customer Service for additional fabric options.



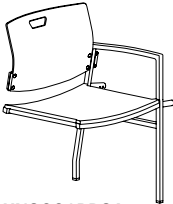
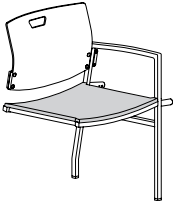
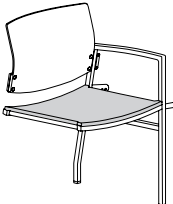
Description	① Model	Specifications	List Price Per Grade																								
<b>Armless Adder Module</b>   <b>KN3003PPA</b> plastic seat   <b>KN3003PUA</b> uph. seat	<b>KN3003PPA - All Plastic</b> <b>KN3003PUA - Seat Uph.</b> <ul style="list-style-type: none"> <li>connects to starter section and additional adder sections or an end section to a multiple seating run</li> <li>requires setup with other modules, instructions included</li> <li>connecting rods extend past leg, see page 46 for details</li> <li>wall saver</li> </ul> GSA Contract SIN #33721	<table> <tr> <th>Dimensions</th><th>D</th><th>W</th><th>H</th></tr> <tr> <td>Overall</td><td>21 ¼</td><td>19 ¾</td><td>32</td></tr> <tr> <td>Seat</td><td>17 ¾</td><td>19</td><td>18 ½</td></tr> <tr> <th colspan="2">Upholstery</th><th colspan="2">Shipping</th></tr> <tr> <td>COM Ydg</td><td>¾</td><td>Ctn Wt</td><td>11</td></tr> <tr> <td>COL Sq Ft</td><td>14</td><td>Cu Ft</td><td>10</td></tr> </table>	Dimensions	D	W	H	Overall	21 ¼	19 ¾	32	Seat	17 ¾	19	18 ½	Upholstery		Shipping		COM Ydg	¾	Ctn Wt	11	COL Sq Ft	14	Cu Ft	10	All Plastic \$349 COM \$441 A \$448 B \$461 COL/C \$484 D \$514 E \$544 F \$590 G \$639 H \$692 I \$774 J \$873 L1 \$649 L2 \$708
Dimensions	D	W	H																								
Overall	21 ¼	19 ¾	32																								
Seat	17 ¾	19	18 ½																								
Upholstery		Shipping																									
COM Ydg	¾	Ctn Wt	11																								
COL Sq Ft	14	Cu Ft	10																								
<b>Armless Adder Module - Wood Back/Upholstered Seat</b>  	<b>KN3003WUA</b> <ul style="list-style-type: none"> <li>connects to starter section and additional adder sections or an end section to a multiple seating run</li> <li>requires setup with other modules, instructions included</li> <li>connecting rods extend past leg, see page 46 for details</li> <li>standard maple veneer back available in maple finishes</li> <li>optional walnut veneer back available in walnut finishes; add \$25 list</li> <li>optional horizontal double cut walnut veneer in clear coat; add \$27 list</li> <li>optional handle cut out; add \$18 list</li> <li>linking bracket available, order separately, see page 63</li> <li>wall saver</li> </ul> GSA Contract SIN #33721	<table> <tr> <th>Dimensions</th><th>D</th><th>W</th><th>H</th></tr> <tr> <td>Overall</td><td>21 ¼</td><td>19 ¾</td><td>32</td></tr> <tr> <td>Seat</td><td>17 ¾</td><td>19</td><td>18 ½</td></tr> <tr> <th colspan="2">Upholstery</th><th colspan="2">Shipping</th></tr> <tr> <td>COM Ydg</td><td>¾</td><td>Ctn Wt</td><td>11</td></tr> <tr> <td>COL Sq Ft</td><td>14</td><td>Cu Ft</td><td>10</td></tr> </table>	Dimensions	D	W	H	Overall	21 ¼	19 ¾	32	Seat	17 ¾	19	18 ½	Upholstery		Shipping		COM Ydg	¾	Ctn Wt	11	COL Sq Ft	14	Cu Ft	10	COM \$607 A \$614 B \$627 COL/C \$650 D \$680 E \$710 F \$756 G \$805 H \$858 I \$940 J \$1,039 L1 \$815 L2 \$874
Dimensions	D	W	H																								
Overall	21 ¼	19 ¾	32																								
Seat	17 ¾	19	18 ½																								
Upholstery		Shipping																									
COM Ydg	¾	Ctn Wt	11																								
COL Sq Ft	14	Cu Ft	10																								

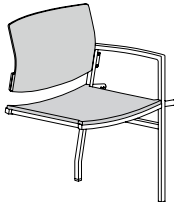
Description	1 Model	Specifications				List Price Per Grade	
<b>Armless Adder Module - All Upholstered</b>  	<b>KN3003UUA</b> • connects to starter section and additional adder sections or an end section to a multiple seating run • requires setup with other modules, instructions included • connecting rods extend past leg, see page 46 for details • wall saver	<b>Dimensions</b>	<b>D</b>	<b>W</b>	<b>H</b>	<b>COM</b>	<b>\$564</b>
		Overall	21 ¼	19 ¾	32	A	\$576
		Seat	17 ¾	19	18 ½	B	\$597
		<b>Upholstery</b>	<b>Shipping</b>			COL/C	\$636
		COM Ydg	1 ¼	Ctn Wt	12	D	\$685
		COL Sq Ft	23	Cu Ft	10	E	\$735
						F	\$811
						G	\$894
						H	\$981
						I	\$1,118
						J	\$1,283
						L1	\$910
						L2	\$1,009

GSA Contract SIN #33721

**To Order, Specify:**

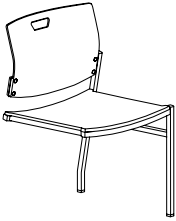
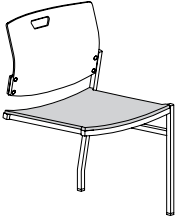
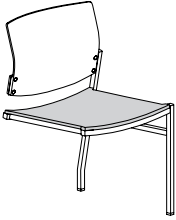
- 1 Model Number
- 2 Plastic Color or Wood Finish -
  - a. Plastic Back - standard
  - b. Maple Back - standard
  - c. Walnut Back - add \$25 list per back
  - d. Double Cut Back - add \$27 list per back
- 3 Fabric Selection - vendor, pattern and color
- 4 Handle Cut Out - add \$18 list per veneer back
- 7 Metal Frame Finish -
  - a. Arctic Silver (ASL)
  - b. Chrome (CHR) - add \$85 list
  - c. Matte Black (MBK)
  - d. Pewter (PEW)
- 3 See a selection of graded in fabric manufacturers and patterns on pages 20-28. Contact Customer Service for additional fabric options.

Description	① Model	Specifications	List Price Per Grade																												
<b>Arm Adder Module</b>  <b>KN3001PPSA</b> plastic seat	<b>KN3001PPSA- All Plastic</b> <b>KN3001PUSA - Seat Uph.</b> <ul style="list-style-type: none"> <li>connects to starter section and additional adder sections or an end section to a multiple seating run</li> <li>requires setup with other modules, instructions included</li> <li>connecting rods extend past leg, see page 46 for details</li> <li>nylon arms available in matte black or arctic silver; optional soft-touch black polyurethane arms; add \$25 list</li> <li>maple wood trim arm caps available on standard nylon arms; add \$83 list</li> <li>wall saver</li> </ul>	<table> <tr> <th>Dimensions</th><th>D</th><th>W</th><th>H</th></tr> <tr> <td>Overall</td><td>21 ¼</td><td>19 ¾</td><td>32</td></tr> <tr> <td>Seat</td><td>17 ¾</td><td>19</td><td>18 ½</td></tr> <tr> <td>Arm</td><td></td><td></td><td>26 ⅝</td></tr> <tr> <th colspan="2">Upholstery</th><th colspan="2">Shipping</th></tr> <tr> <td>COM Ydg</td><td>¾</td><td>Ctn Wt</td><td>12</td></tr> <tr> <td>COL Sq Ft</td><td>14</td><td>Cu Ft</td><td>10</td></tr> </table>	Dimensions	D	W	H	Overall	21 ¼	19 ¾	32	Seat	17 ¾	19	18 ½	Arm			26 ⅝	Upholstery		Shipping		COM Ydg	¾	Ctn Wt	12	COL Sq Ft	14	Cu Ft	10	All Plastic \$385 COM \$476 A \$483 B \$496 COL/C \$519 D \$549 E \$579 F \$625 G \$674 H \$727 I \$809 J \$908 L1 \$684 L2 \$743
Dimensions	D	W	H																												
Overall	21 ¼	19 ¾	32																												
Seat	17 ¾	19	18 ½																												
Arm			26 ⅝																												
Upholstery		Shipping																													
COM Ydg	¾	Ctn Wt	12																												
COL Sq Ft	14	Cu Ft	10																												
 <b>KN3001PUSA</b> uph. seat	GSA Contract SIN #33721																														
<b>Straight Arm Adder Module - Wood Back/Upholstered Seat</b> 	<b>KN3001WUSA</b> <ul style="list-style-type: none"> <li>connects to starter section and additional adder sections or an end section to a multiple seating run</li> <li>requires setup with other modules, instructions included</li> <li>connecting rods extend past leg, see page 46 for details</li> <li>standard maple veneer back available in maple finishes</li> <li>optional walnut veneer back available in walnut finishes; add \$25 list</li> <li>optional horizontal double cut walnut veneer in clear coat; add \$27 list</li> <li>optional handle cut out; add \$18 list</li> <li>nylon arms available in matte black or arctic silver; optional soft-touch black polyurethane arms; add \$25 list</li> <li>maple wood trim arm caps available on standard nylon arms; add \$83 list</li> <li>wall saver</li> </ul>	<table> <tr> <th>Dimensions</th><th>D</th><th>W</th><th>H</th></tr> <tr> <td>Overall</td><td>21 ¼</td><td>19 ¾</td><td>32</td></tr> <tr> <td>Seat</td><td>17 ¾</td><td>19</td><td>18 ½</td></tr> <tr> <td>Arm</td><td></td><td></td><td>26 ⅝</td></tr> <tr> <th colspan="2">Upholstery</th><th colspan="2">Shipping</th></tr> <tr> <td>COM Ydg</td><td>¾</td><td>Ctn Wt</td><td>13</td></tr> <tr> <td>COL Sq Ft</td><td>14</td><td>Cu Ft</td><td>10</td></tr> </table>	Dimensions	D	W	H	Overall	21 ¼	19 ¾	32	Seat	17 ¾	19	18 ½	Arm			26 ⅝	Upholstery		Shipping		COM Ydg	¾	Ctn Wt	13	COL Sq Ft	14	Cu Ft	10	COM \$654 A \$661 B \$674 COL/C \$697 D \$727 E \$757 F \$803 G \$852 H \$905 I \$987 J \$1,086 L1 \$862 L2 \$921
Dimensions	D	W	H																												
Overall	21 ¼	19 ¾	32																												
Seat	17 ¾	19	18 ½																												
Arm			26 ⅝																												
Upholstery		Shipping																													
COM Ydg	¾	Ctn Wt	13																												
COL Sq Ft	14	Cu Ft	10																												
	GSA Contract SIN #33721																														


Description	1 Model	Specifications				List Price Per Grade		
Straight Arm Adder Module - All Upholstered	<div></div> <div><b>KN3001UUSA</b><ul style="list-style-type: none"><li>connects to starter section and additional adder sections or an end section to a multiple seating run</li><li>requires setup with other modules, instructions included</li><li>connecting rods extend past leg, see page 46 for details</li><li>nylon arms available in matte black or arctic silver; optional soft-touch black polyurethane arms; add \$25 list</li><li>maple wood trim arm caps available on standard nylon arms; add \$83 list</li><li>multiple fabrics, see page 43</li><li>wall saver</li></ul></div>	<b>Dimensions</b>	<b>D</b>	<b>W</b>	<b>H</b>	<b>COM</b>	<b>\$600</b>	
		Overall	21 ¼	19 ¾	32	<b>A</b>	<b>\$612</b>	
		Seat	17 ¾	19	18 ½	<b>B</b>	<b>\$633</b>	
		Arm			26 ⅝	<b>COL/C</b>	<b>\$672</b>	
		<b>Upholstery</b>	<b>Shipping</b>				<b>D</b>	<b>\$721</b>
		COM Ydg	1 ¼	Ctn Wt	15	<b>E</b>	<b>\$771</b>	
		COL Sq Ft	23	Cu Ft	10	<b>F</b>	<b>\$847</b>	
						<b>G</b>	<b>\$930</b>	
						<b>H</b>	<b>\$1,017</b>	
						<b>I</b>	<b>\$1,154</b>	
						<b>J</b>	<b>\$1,319</b>	
						<b>L1</b>	<b>\$946</b>	
						<b>L2</b>	<b>\$1,045</b>	
GSA Contract SIN #33721								

**To Order, Specify:**

- 1 Model Number
- 2 Plastic Color or Wood Finish -
  - a. Plastic Back - standard
  - b. Maple Back - standard
  - c. Walnut Back - add \$25 list per back
  - d. Double Cut Back - add \$27 list per back
- 3 Fabric Selection - vendor, pattern and color
- 4 Handle Cut Out - add \$18 list per veneer back
- 7 Metal Frame Finish -
  - a. Arctic Silver (ASL)
  - b. Chrome (CHR) - add \$85 list
  - c. Matte Black (MBK)
  - d. Pewter (PEW)
- 3 See a selection of graded in fabric manufacturers and patterns on pages 20-28. Contact Customer Service for additional fabric options.

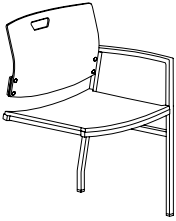
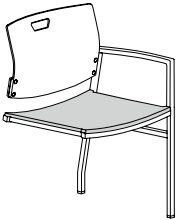
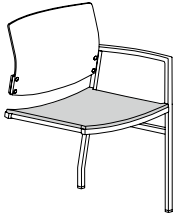
Description	① Model	Specifications	List Price Per Grade																												
Armless Ender Module	<b>KN3003PPE - All Plastic</b> <b>KN3003PUE - Seat Uph.</b> <ul style="list-style-type: none"> <li>connect to a starter section or adder sections to end a multiple seating run</li> <li>requires setup with other modules, instructions included</li> <li>connecting rods extend past leg, see page 46 for details</li> <li>wall saver</li> </ul>	<table> <tr> <th>Dimensions</th><th>D</th><th>W</th><th>H</th></tr> <tr> <td>Overall</td><td>21 ¼</td><td>19 ¾</td><td>32</td></tr> <tr> <td>Seat</td><td>17 ¾</td><td>19</td><td>18 ½</td></tr> <tr> <th colspan="2">Upholstery</th><th colspan="2">Shipping</th></tr> <tr> <td>COM Ydg</td><td>¾</td><td>Ctn Wt</td><td>11</td></tr> <tr> <td>COL Sq Ft</td><td>14</td><td>Cu Ft</td><td>10</td></tr> </table>	Dimensions	D	W	H	Overall	21 ¼	19 ¾	32	Seat	17 ¾	19	18 ½	Upholstery		Shipping		COM Ydg	¾	Ctn Wt	11	COL Sq Ft	14	Cu Ft	10	All Plastic \$334 COM \$424 A \$431 B \$444 COL/C \$467 D \$497 E \$527 F \$573 G \$622 H \$675 I \$757 J \$856 L1 \$632 L2 \$691				
Dimensions	D	W	H																												
Overall	21 ¼	19 ¾	32																												
Seat	17 ¾	19	18 ½																												
Upholstery		Shipping																													
COM Ydg	¾	Ctn Wt	11																												
COL Sq Ft	14	Cu Ft	10																												
 <b>KN3001PPE</b> plastic seat																															
 <b>KN3001PUE</b> uph. seat																															
Armless Ender Module - Wood Back / Upholstered Seat	<b>KN3003WUE</b> <ul style="list-style-type: none"> <li>connect to a starter section or adder sections to end a multiple seating run</li> <li>requires setup with other modules, instructions included</li> <li>connecting rods extend past leg, see page 46 for details</li> <li>standard maple veneer back available in maple finishes</li> <li>optional walnut veneer back available in walnut finishes; add \$25 list</li> <li>optional horizontal double cut walnut veneer in clear coat; add \$27 list</li> <li>optional handle cut out; add \$18 list</li> <li>wall saver</li> </ul>	<table> <tr> <th>Dimensions</th><th>D</th><th>W</th><th>H</th></tr> <tr> <td>Overall</td><td>21 ¼</td><td>19 ¾</td><td>32</td></tr> <tr> <td>Seat</td><td>17 ¾</td><td>19</td><td>18 ½</td></tr> <tr> <td>Arm</td><td></td><td></td><td>n/a</td></tr> <tr> <th colspan="2">Upholstery</th><th colspan="2">Shipping</th></tr> <tr> <td>COM Ydg</td><td>¾</td><td>Ctn Wt</td><td>11</td></tr> <tr> <td>COL Sq Ft</td><td>14</td><td>Cu Ft</td><td>10</td></tr> </table>	Dimensions	D	W	H	Overall	21 ¼	19 ¾	32	Seat	17 ¾	19	18 ½	Arm			n/a	Upholstery		Shipping		COM Ydg	¾	Ctn Wt	11	COL Sq Ft	14	Cu Ft	10	COM \$601 A \$608 B \$621 COL/C \$644 D \$674 E \$704 F \$750 G \$799 H \$852 I \$934 J \$1,033 L1 \$809 L2 \$868
Dimensions	D	W	H																												
Overall	21 ¼	19 ¾	32																												
Seat	17 ¾	19	18 ½																												
Arm			n/a																												
Upholstery		Shipping																													
COM Ydg	¾	Ctn Wt	11																												
COL Sq Ft	14	Cu Ft	10																												
																															


GSA Contract SIN #33721

Description	1 Model	Specifications				List Price Per Grade	
<b>Armless Ender Module - All Upholstered</b>  	<b>KN3003UUE</b> • connect to a starter section or adder sections to end a multiple seating run • requires setup with other modules, instructions included • connecting rods extend past leg, see page 46 for details • wall saver  GSA Contract SIN #33721	<b>Dimensions</b>		<b>D</b>	<b>W</b>	<b>H</b>	<b>COM \$532</b>
		Overall		21 ¼	19 ¾	32	<b>A \$544</b>
		Seat		17 ¾	19	18 ½	<b>B \$565</b>
		<b>Upholstery</b>		<b>Shipping</b>			<b>COL/C \$604</b>
		COM Ydg		1 ¼	Ctn Wt	12	<b>D \$653</b>
		COL Sq Ft		23	Cu Ft	10	<b>E \$703</b>
							<b>F \$779</b>
							<b>G \$862</b>
							<b>H \$949</b>
							<b>I \$1,086</b>
							<b>J \$1,251</b>
							<b>L1 \$878</b>
							<b>L2 \$977</b>

**To Order, Specify:**

- 1 Model Number
- 2 Plastic Color or Wood Finish -
  - a. Plastic Back - standard
  - b. Maple Back - standard
  - c. Walnut Back - add \$25 list per back
  - d. Double Cut Back - add \$27 list per back
- 3 Fabric Selection - vendor, pattern and color
- 4 Handle Cut Out - add \$18 list per veneer back
- 7 Metal Frame Finish -
  - a. Arctic Silver (ASL)
  - b. Chrome (CHR) - add \$85 list
  - c. Matte Black (MBK)
  - d. Pewter (PEW)
- 3 See a selection of graded in fabric manufacturers and patterns on pages 20-28. Contact Customer Service for additional fabric options.

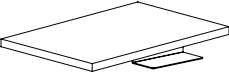
Description	① Model	Specifications	List Price Per Grade																												
<b>Straight Arm Ender Module</b>    <b>KN3001PPSE</b> plastic seat    <b>KN3001PUSE</b> uph. seat	<b>KN3001PPSE - All Plastic</b> <b>KN3001PUSE - Seat Uph.</b> <ul style="list-style-type: none"> <li>connect to a starter section or adder sections to end a multiple seating run</li> <li>requires setup with other modules, instructions included</li> <li>connecting rods extend past leg, see page 46 for details</li> <li>nylon arms available in matte black or arctic silver; optional soft-touch black polyurethane arms; add \$25 list</li> <li>maple wood trim arm caps available on standard nylon arms; add \$83 list</li> <li>wall saver</li> </ul> GSA Contract SIN #33721	<table> <tr> <th>Dimensions</th><th>D</th><th>W</th><th>H</th></tr> <tr> <td>Overall</td><td>21 ¼</td><td>19 ¾</td><td>32</td></tr> <tr> <td>Seat</td><td>17 ¾</td><td>19</td><td>18 ½</td></tr> <tr> <td>Arm</td><td></td><td></td><td>26 ⅝</td></tr> <tr> <th colspan="2">Upholstery</th><th colspan="2">Shipping</th></tr> <tr> <td>COM Ydg</td><td>¾</td><td>Ctn Wt</td><td>12</td></tr> <tr> <td>COL Sq Ft</td><td>14</td><td>Cu Ft</td><td>10</td></tr> </table>	Dimensions	D	W	H	Overall	21 ¼	19 ¾	32	Seat	17 ¾	19	18 ½	Arm			26 ⅝	Upholstery		Shipping		COM Ydg	¾	Ctn Wt	12	COL Sq Ft	14	Cu Ft	10	All Plastic \$367 COM \$459 A \$466 B \$479 COL/C \$502 D \$532 E \$562 F \$608 G \$657 H \$710 I \$792 J \$891 L1 \$667 L2 \$726
Dimensions	D	W	H																												
Overall	21 ¼	19 ¾	32																												
Seat	17 ¾	19	18 ½																												
Arm			26 ⅝																												
Upholstery		Shipping																													
COM Ydg	¾	Ctn Wt	12																												
COL Sq Ft	14	Cu Ft	10																												
<b>Straight Arm Ender Module - Wood Back/Upholstered Seat</b>  	<b>KN3001WUSE</b> <ul style="list-style-type: none"> <li>connect to a starter section or adder sections to end a multiple seating run</li> <li>requires setup with other modules, instructions included</li> <li>connecting rods extend past leg, see page 46 for details</li> <li>standard maple veneer back available in maple finishes</li> <li>optional walnut veneer back available in walnut finishes; add \$25 list</li> <li>optional horizontal double cut walnut veneer in clear coat; add \$27 list</li> <li>optional handle cut out; add \$18 list</li> <li>nylon arms available in matte black or arctic silver; optional soft-touch black polyurethane arms; add \$25 list</li> <li>maple wood trim arm caps available on standard nylon arms; add \$83 list</li> <li>wall saver</li> </ul> GSA Contract SIN #33721	<table> <tr> <th>Dimensions</th><th>D</th><th>W</th><th>H</th></tr> <tr> <td>Overall</td><td>21 ¼</td><td>19 ¾</td><td>32</td></tr> <tr> <td>Seat</td><td>17 ¾</td><td>19</td><td>18 ½</td></tr> <tr> <td>Arm</td><td></td><td></td><td>26 ⅝</td></tr> <tr> <th colspan="2">Upholstery</th><th colspan="2">Shipping</th></tr> <tr> <td>COM Ydg</td><td>¾</td><td>Ctn Wt</td><td>13</td></tr> <tr> <td>COL Sq Ft</td><td>14</td><td>Cu Ft</td><td>10</td></tr> </table>	Dimensions	D	W	H	Overall	21 ¼	19 ¾	32	Seat	17 ¾	19	18 ½	Arm			26 ⅝	Upholstery		Shipping		COM Ydg	¾	Ctn Wt	13	COL Sq Ft	14	Cu Ft	10	COM \$637 A \$644 B \$657 COL/C \$680 D \$710 E \$740 F \$786 G \$835 H \$888 I \$970 J \$1,069 L1 \$845 L2 \$904
Dimensions	D	W	H																												
Overall	21 ¼	19 ¾	32																												
Seat	17 ¾	19	18 ½																												
Arm			26 ⅝																												
Upholstery		Shipping																													
COM Ydg	¾	Ctn Wt	13																												
COL Sq Ft	14	Cu Ft	10																												

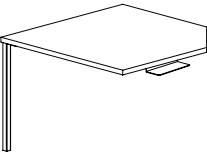
Description	1 Model	Specifications				List Price Per Grade	
Straight Arm Ender Module - All Upholstered	<div></div> <div><b>KN3001UUSE</b><ul style="list-style-type: none"><li>connect to a starter section or add sections to end a multiple seating run</li><li>requires setup with other modules, instructions included</li><li>connecting rods extend past leg, see page 46 for details</li><li>nylon arms available in matte black or arctic silver; optional soft-touch black polyurethane arms; add \$25 list</li><li>maple wood trim arm caps available on standard nylon arms; add \$83 list</li><li>multiple fabrics, see page 43</li><li>wall saver</li></ul></div>					COM	\$582
						A	\$594
						B	\$615
						COL/C	\$654
						D	\$703
						E	\$753
						F	\$829
						G	\$912
						H	\$999
						I	\$1,136
						J	\$1,301
						L1	\$928
						L2	\$1,027
GSA Contract SIN #33721							

**To Order, Specify:**

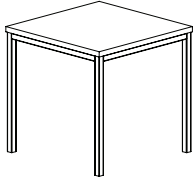
- 1 Model Number
- 2 Plastic Color or Wood Finish -
  - a. Plastic Back - standard
  - b. Maple Back - standard
  - c. Walnut Back - add \$25 list per back
  - d. Double Cut Back - add \$27 list per back
- 3 Fabric Selection - vendor, pattern and color
- 4 Handle Cut Out - add \$18 list per veneer back
- 7 Metal Frame Finish -
  - a. Arctic Silver (ASL)
  - b. Chrome (CHR) - add \$85 list
  - c. Matte Black (MBK)
  - d. Pewter (PEW)
- 3 See a selection of graded in fabric manufacturers and patterns on pages 20-28. Contact Customer Service for additional fabric options.



Description	D	W	H	CTN WT	CU FT	① Model	Laminate	Veneer
<div>Inline Table</div> 	18	12	¾	6	1	KNI1218L	\$376	
	18	12	¾	6	1	KNI1218V		\$564
	18	18	¾	9	1	KNI1818L	\$393	
	18	18	¾	9	1	KNI1818V		\$578
<div><div></div><div><div></div><div></div><div></div></div></div> <ul style="list-style-type: none"><li>· attaches to multiple unit chair, armless guest or straight arm guest with bracket that wraps bottom of chair; brackets included</li><li>· 14 gauge 6" connector bracket</li><li>· specify bracket color arctic silver or matte black</li></ul> <div>GSA Contract SIN #33721</div>								

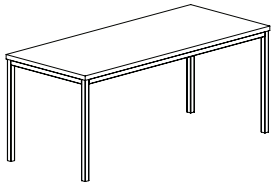
<div>Connecting Corner Table</div> 	26	26	¾	12	1	KNC2626L	\$473	
	26	26	¾	12	1	KNC2626V		\$658
	<div><div></div><div><div></div><div></div><div></div></div></div> <ul style="list-style-type: none"><li>· attaches to multiple unit chair, armless guest or straight arm guest with bracket that wraps bottom of chair; brackets included</li><li>· tubular corner leg 1 7⁄8"square 12 gauge with nylon tube glide</li><li>· 14 gauge 6"connecotor bracket</li></ul> <div>GSA Contract SIN #33721</div>							

Description	D	W	H	CTN WT	CU FT	❶ Model	Laminate	Veneer
Side Table	18	18	18	15	5	KNF1818L	\$494	
	18	18	18	15	5	KNF1818V		\$679



GSA Contract SIN #33721

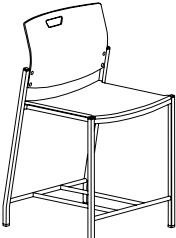
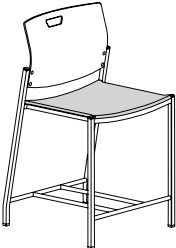
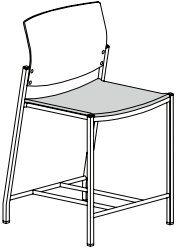
Magazine Table	18	42	18	24	10	KNF1842L	\$603	
	18	42	18	24	10	KNF1842V		\$780




GSA Contract SIN #33721

#### To Order, Specify:

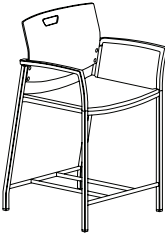
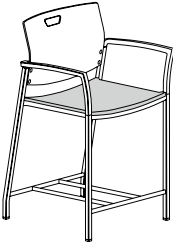
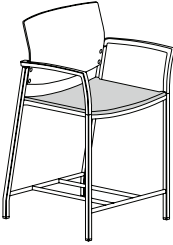
- ❶ Model Number
- ❷ Laminate or Wood Finish -
- ❸ Metal Frame Finish -
  - a. Arctic Silver (ASL)
  - b. Chrome (CHR) - add \$85 list
  - c. Matte Black (MBK)
  - d. Pewter (PEW)


Description	① Model	Specifications	List Price Per Grade																								
Armless Counter Stool	<b>KN3004PP - All Plastic</b> <b>KN3004PU - Seat Uph.</b> · foot rail for 5 ¾" high from floor · wall saver  GSA Contract SIN #33721	<table> <tr> <th>Dimensions</th><th>D</th><th>W</th><th>H</th></tr> <tr> <td>Overall</td><td>23 ¾</td><td>21 ¼</td><td>38 ¾</td></tr> <tr> <td>Seat</td><td>17 ¾</td><td>19</td><td>24 ½</td></tr> <tr> <th>Upholstery</th><th colspan="3">Shipping</th></tr> <tr> <td>COM Ydg</td><td>¾</td><td>Ctn Wt</td><td>24</td></tr> <tr> <td>COL Sq Ft</td><td>14</td><td>Cu Ft</td><td>15</td></tr> </table>	Dimensions	D	W	H	Overall	23 ¾	21 ¼	38 ¾	Seat	17 ¾	19	24 ½	Upholstery	Shipping			COM Ydg	¾	Ctn Wt	24	COL Sq Ft	14	Cu Ft	15	All Plastic \$562 COM \$669 A \$676 B \$689 COL/C \$712 D \$742 E \$772 F \$818 G \$867 H \$920 I \$1,002 J \$1,101 L1 \$877 L2 \$936
Dimensions	D	W	H																								
Overall	23 ¾	21 ¼	38 ¾																								
Seat	17 ¾	19	24 ½																								
Upholstery	Shipping																										
COM Ydg	¾	Ctn Wt	24																								
COL Sq Ft	14	Cu Ft	15																								
 <b>KN3004PP</b> plastic seat																											
 <b>KN3004PU</b> uph. seat																											
Armless Counter Stool - Wood Back/Upholstered Seat	<b>KN3004WU</b> · foot rail for 5 ¾" high from floor · standard maple veneer back available in maple finishes · optional walnut veneer back available in walnut finishes; add \$25 list · optional horizontal double cut walnut veneer in clear coat; add \$27 list · optional handle cut out; add \$18 list · wall saver  GSA Contract SIN #33721	<table> <tr> <th>Dimensions</th><th>D</th><th>W</th><th>H</th></tr> <tr> <td>Overall</td><td>23 ¾</td><td>21 ¼</td><td>38 ¾</td></tr> <tr> <td>Seat</td><td>17 ¾</td><td>19</td><td>24 ½</td></tr> <tr> <th>Upholstery</th><th colspan="3">Shipping</th></tr> <tr> <td>COM Ydg</td><td>¾</td><td>Ctn Wt</td><td>25</td></tr> <tr> <td>COL Sq Ft</td><td>14</td><td>Cu Ft</td><td>15</td></tr> </table>	Dimensions	D	W	H	Overall	23 ¾	21 ¼	38 ¾	Seat	17 ¾	19	24 ½	Upholstery	Shipping			COM Ydg	¾	Ctn Wt	25	COL Sq Ft	14	Cu Ft	15	COM \$835 A \$842 B \$855 COL/C \$878 D \$908 E \$938 F \$984 G \$1,033 H \$1,086 I \$1,168 J \$1,267 L1 \$1,043 L2 \$1,102
Dimensions	D	W	H																								
Overall	23 ¾	21 ¼	38 ¾																								
Seat	17 ¾	19	24 ½																								
Upholstery	Shipping																										
COM Ydg	¾	Ctn Wt	25																								
COL Sq Ft	14	Cu Ft	15																								
																											

Description	1 Model	Specifications				List Price Per Grade		
<div>Armless Counter Stool - All Upholstered</div> <div></div>	<div>KN3004UU</div> <div><div>· foot rail for 5 ¾" high from floor</div><div>· multiple fabrics, see page 43</div><div>· wall saver</div></div> <div>GSA Contract SIN #33721</div>	Dimensions		D	W	H	COM	\$772
		Overall		23 ¾	21 ¼	38 ¾	A	\$784
		Seat		17 ¾	19	24 ½	B	\$805
		Upholstery		Shipping			COL/C	\$844
		COM Ydg		1 ¼	Ctn Wt	26	D	\$893
		COL Sq Ft		23	Cu Ft	15	E	\$943
							F	\$1,019
							G	\$1,102
							H	\$1,189
							I	\$1,326
							J	\$1,491
							L1	\$1,118
							L2	\$1,217

**To Order, Specify:**

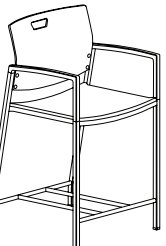
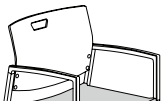
- 1 Model Number
- 2 Plastic Color or Wood Finish -
  - a. Plastic Back - standard
  - b. Maple Back - standard
  - c. Walnut Back - add \$25 list per back
  - d. Double Cut Back - add \$27 list per back
- 3 Fabric Selection - vendor, pattern and color
- 4 Handle Cut Out - add \$18 list per veneer back
- 7 Metal Frame Finish -
  - a. Arctic Silver (ASL)
  - b. Chrome (CHR) - add \$85 list
  - c. Matte Black (MBK)
  - d. Pewter (PEW)
- 3 See a selection of graded in fabric manufacturers and patterns on pages 20-28. Contact Customer Service for additional fabric options.

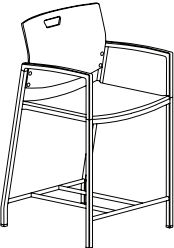
Description	① Model	Specifications	List Price Per Grade																												
Flared Arm Counter Stool	<b>KN3004PPF - All Plastic</b> <b>KN3004PUF - Seat Uph.</b> <ul style="list-style-type: none"> <li>foot rail for 5 ¾" high from floor</li> <li>nylon arms available in matte black or arctic silver; optional soft-touch black polyurethane arms; add \$50 list</li> <li>maple wood trim arm caps available on standard nylon arms; add \$166 list</li> <li>wall saver</li> </ul>	<table> <tr> <th>Dimensions</th><th>D</th><th>W</th><th>H</th></tr> <tr> <td>Overall</td><td>23 ¾</td><td>24 ⅞</td><td>38 ¾</td></tr> <tr> <td>Seat</td><td>17 ¾</td><td>21 ½</td><td>24 ½</td></tr> <tr> <td>Arm</td><td></td><td></td><td>32 ⅝</td></tr> <tr> <th>Upholstery</th><th colspan="3">Shipping</th></tr> <tr> <td>COM Ydg</td><td>¾</td><td>Ctn Wt</td><td>25</td></tr> <tr> <td>COL Sq Ft</td><td>14</td><td>Cu Ft</td><td>17</td></tr> </table>	Dimensions	D	W	H	Overall	23 ¾	24 ⅞	38 ¾	Seat	17 ¾	21 ½	24 ½	Arm			32 ⅝	Upholstery	Shipping			COM Ydg	¾	Ctn Wt	25	COL Sq Ft	14	Cu Ft	17	All Plastic \$629 COM \$744 A \$751 B \$764 COL/C \$787 D \$817 E \$847 F \$893 G \$942 H \$995 I \$1,077 J \$1,176 L1 \$952 L2 \$1,011
Dimensions	D	W	H																												
Overall	23 ¾	24 ⅞	38 ¾																												
Seat	17 ¾	21 ½	24 ½																												
Arm			32 ⅝																												
Upholstery	Shipping																														
COM Ydg	¾	Ctn Wt	25																												
COL Sq Ft	14	Cu Ft	17																												
 <b>KN3004PPF</b> plastic seat	 <b>KN3004PUF</b> uph. seat	GSA Contract SIN #33721																													
Flared Arm Counter Stool - Wood Back/Upholstered Seat	<b>KN3004WUF</b> <ul style="list-style-type: none"> <li>foot rail for 5 ¾" high from floor</li> <li>standard maple veneer back available in maple finishes</li> <li>optional walnut veneer back available in walnut finishes; add \$25 list</li> <li>optional horizontal double cut walnut veneer in clear coat; add \$27 list</li> <li>optional handle cut out; add \$18 list</li> <li>nylon arms available in matte black or arctic silver; optional soft-touch black polyurethane arms; add \$50 list</li> <li>maple wood trim arm caps available on standard nylon arms; add \$166 list</li> <li>wall saver</li> </ul>	<table> <tr> <th>Dimensions</th><th>D</th><th>W</th><th>H</th></tr> <tr> <td>Overall</td><td>23 ¾</td><td>24 ⅞</td><td>38 ¾</td></tr> <tr> <td>Seat</td><td>17 ¾</td><td>21 ½</td><td>24 ½</td></tr> <tr> <td>Arm</td><td></td><td></td><td>32 ⅝</td></tr> <tr> <th>Upholstery</th><th colspan="3">Shipping</th></tr> <tr> <td>COM Ydg</td><td>¾</td><td>Ctn Wt</td><td>26</td></tr> <tr> <td>COL Sq Ft</td><td>14</td><td>Cu Ft</td><td>17</td></tr> </table>	Dimensions	D	W	H	Overall	23 ¾	24 ⅞	38 ¾	Seat	17 ¾	21 ½	24 ½	Arm			32 ⅝	Upholstery	Shipping			COM Ydg	¾	Ctn Wt	26	COL Sq Ft	14	Cu Ft	17	COM \$907 A \$914 B \$927 COL/C \$950 D \$980 E \$1,010 F \$1,056 G \$1,105 H \$1,158 I \$1,240 J \$1,339 L1 \$1,115 L2 \$1,174
Dimensions	D	W	H																												
Overall	23 ¾	24 ⅞	38 ¾																												
Seat	17 ¾	21 ½	24 ½																												
Arm			32 ⅝																												
Upholstery	Shipping																														
COM Ydg	¾	Ctn Wt	26																												
COL Sq Ft	14	Cu Ft	17																												
	GSA Contract SIN #33721																														

Description	1 Model	Specifications				List Price Per Grade	
<b>Flared Arm Counter Stool - All Upholstered</b>  	<b>KN3004UUF</b> • foot rail for 5 ¾" high from floor • nylon arms available in matte black or arctic silver; optional soft-touch black polyurethane arms; add \$50 list • maple wood trim arm caps available on standard nylon arms; add \$166 list • multiple fabrics, see page 43 • wall saver  GSA Contract SIN #33721	<b>Dimensions</b>	<b>D</b>	<b>W</b>	<b>H</b>	<b>COM</b>	<b>\$843</b>
		Overall	23 ¾	24 ⅛	38 ¾	A	\$855
		Seat	17 ¾	21 ½	24 ½	B	\$876
		Arm			32 ⅝	COL/C	\$915
		<b>Upholstery</b>	<b>Shipping</b>			D	\$964
		COM Ydg	1 ¼	Ctn Wt	27	E	\$1,014
		COL Sq Ft	23	Cu Ft	17	F	\$1,090
						G	\$1,173
						H	\$1,260
						I	\$1,397
						J	\$1,562
						L1	\$1,189
						L2	\$1,288

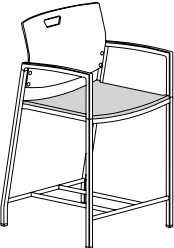
**To Order, Specify:**

- 1 Model Number
- 2 Plastic Color or Wood Finish -
  - a. Plastic Back - standard
  - b. Maple Back - standard
  - c. Walnut Back - add \$25 list per back
  - d. Double Cut Back - add \$27 list per back
- 3 Fabric Selection - vendor, pattern and color
- 4 Handle Cut Out - add \$18 list per veneer back
- 7 Metal Frame Finish -
  - a. Arctic Silver (ASL)
  - b. Chrome (CHR) - add \$85 list
  - c. Matte Black (MBK)
  - d. Pewter (PEW)
- 3 See a selection of graded in fabric manufacturers and patterns on pages 20-28. Contact Customer Service for additional fabric options.

Description	① Model	Specifications	List Price Per Grade																												
Straight Arm Counter Stool	<b>KN3004PPS</b>	<table><tr><th>Dimensions</th><th>D</th><th>W</th><th>H</th></tr><tr><td>Overall</td><td>23 ¾</td><td>21 ¼</td><td>38 ¾</td></tr><tr><td>Seat</td><td>17 ¾</td><td>21 ½</td><td>24 ½</td></tr><tr><td>Arm</td><td></td><td></td><td>32 ⅝</td></tr><tr><td></td><td colspan="3">Shipping</td></tr><tr><td></td><td>Ctn Wt</td><td colspan="2">24</td></tr><tr><td></td><td>Cu Ft</td><td colspan="2">15</td></tr></table>	Dimensions	D	W	H	Overall	23 ¾	21 ¼	38 ¾	Seat	17 ¾	21 ½	24 ½	Arm			32 ⅝		Shipping				Ctn Wt	24			Cu Ft	15		All Plastic \$632
	Dimensions		D	W	H																										
Overall	23 ¾		21 ¼	38 ¾																											
Seat	17 ¾		21 ½	24 ½																											
Arm				32 ⅝																											
	Shipping																														
	Ctn Wt		24																												
	Cu Ft		15																												
	<b>KN3004PUS</b>		COM \$743																												
 <b>KN3004PPS</b> plastic seat	<ul style="list-style-type: none"><li>• foot rail for 5 ¾" high from floor</li><li>• nylon arms available in matte black or arctic silver; optional soft-touch black polyurethane arms; add \$50 list</li><li>• maple wood trim arm caps available on standard nylon arms; add \$166 list</li><li>• wall saver</li></ul> <div>GSA Contract SIN #33721</div>		A \$750																												
			B \$763																												
			COL/C \$786																												
		D \$816																													
		E \$846																													
		F \$892																													
		G \$941																													
		H \$994																													
		I \$1,076																													
		J \$1,175																													
		L1 \$951																													
		L2 \$1,010																													

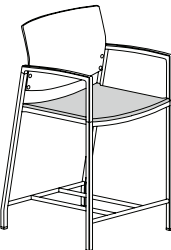


KN3004PPS  
plastic seat



KN3004PUS  
uph. seat

Straight Arm Counter Stool -  
Wood Back Seat/Upholstered Seat



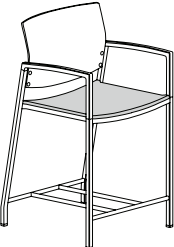
KN3004WUS

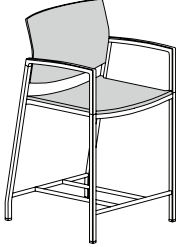
- foot rail for 5 ¾" high from floor
- standard maple veneer back available in maple finishes
- optional walnut veneer back available in walnut finishes; add \$25 list
- optional horizontal double cut walnut veneer in clear coat; add \$27 list
- optional handle cut out; add \$18 list
- nylon arms available in matte black or arctic silver; optional soft-touch black polyurethane arms; add \$50 list
- maple wood trim arm caps available on standard nylon arms; add \$166 list
- wall saver

Dimensions	D	W	H
Overall	23 ¾	21 ¼	38 ¾
Seat	17 ¾	19 ¾	24 ½
Arm			32 ⅝
Upholstery	Shipping		
COM Ydg	¾	Ctn Wt	26
COL Sq Ft	14	Cu Ft	15

COM	\$905
A	\$912
B	\$925
COL/C	\$948
D	\$978
E	\$1,008
F	\$1,054
G	\$1,103
H	\$1,156
I	\$1,238
J	\$1,337
L1	\$1,113
L2	\$1,172

GSA Contract SIN #33721

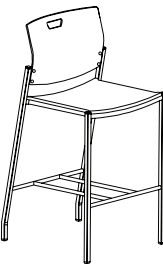
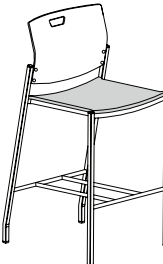


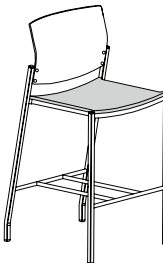
Description	1 Model	Specifications				List Price Per Grade	
<b>Straight Arm Counter Stool - All Upholstered</b>  	<b>KN3004UUS</b> • foot rail for 5 ¾" high from floor • nylon arms available in matte black or arctic silver; optional soft-touch black polyurethane arms; add \$50 list • maple wood trim arm caps available on standard nylon arms; add \$166 list • multiple fabrics, see page 43 • wall saver  GSA Contract SIN #33721	<b>Dimensions</b>	<b>D</b>	<b>W</b>	<b>H</b>	<b>COM</b>	<b>\$841</b>
		Overall	23 ¾	21 ¼	38 ¾	A	\$853
		Seat	17 ¾	19 ¾	24 ½	B	\$874
		Arm			32 ½	COL/C	\$913
		<b>Upholstery</b>	<b>Shipping</b>			D	\$962
		COM Ydg	1 ¼	Ctn Wt	27	E	\$1,012
		COL Sq Ft	23	Cu Ft	15	F	\$1,088
						G	\$1,171
						H	\$1,258
						I	\$1,395
						J	\$1,560
						L1	\$1,187
						L2	\$1,286

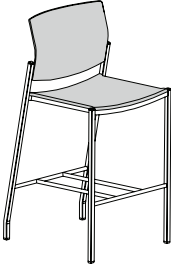
**To Order, Specify:**

- 1 Model Number
- 2 Plastic Color or Wood Finish -
  - a. Plastic Back - standard
  - b. Maple Back - standard
  - c. Walnut Back - add \$25 list per back
  - d. Double Cut Back - add \$27 list per back
- 3 Fabric Selection - vendor, pattern and color
- 4 Handle Cut Out - add \$18 list per veneer back
- 7 Metal Frame Finish -
  - a. Arctic Silver (ASL)
  - b. Chrome (CHR) - add \$85 list
  - c. Matte Black (MBK)
  - d. Pewter (PEW)
- 3 See a selection of graded in fabric manufacturers and patterns on pages 20-28. Contact Customer Service for additional fabric options.



Description	① Model	Specifications	List Price Per Grade																								
Armless Bar Stool	KN3008PP - All Plastic KN3008PU - Seat Uph. · foot rail for 11 ¾" high from floor · wall saver  GSA Contract SIN #33721	<table><tr><th>Dimensions</th><th>D</th><th>W</th><th>H</th></tr><tr><td>Overall</td><td>23 ¾</td><td>21 ¼</td><td>44 ¾</td></tr><tr><td>Seat</td><td>17 ¾</td><td>19</td><td>30 ½</td></tr><tr><th colspan="2">Upholstery</th><th colspan="2">Shipping</th></tr><tr><td>COM Ydg</td><td>¾</td><td>Ctn Wt</td><td>26</td></tr><tr><td>COL Sq Ft</td><td>14</td><td>Cu Ft</td><td>16</td></tr></table>	Dimensions	D	W	H	Overall	23 ¾	21 ¼	44 ¾	Seat	17 ¾	19	30 ½	Upholstery		Shipping		COM Ydg	¾	Ctn Wt	26	COL Sq Ft	14	Cu Ft	16	All Plastic \$621
			Dimensions	D	W	H																					
Overall	23 ¾	21 ¼	44 ¾																								
Seat	17 ¾	19	30 ½																								
Upholstery		Shipping																									
COM Ydg	¾	Ctn Wt	26																								
COL Sq Ft	14	Cu Ft	16																								
			COM \$729																								
KN3008PP plastic seat			A \$736																								
			B \$749																								
			COL/C \$772																								
KN3008PU uph. seat			D \$802																								
			E \$832																								
			F \$878																								
			G \$927																								
			H \$980																								
			I \$1,062																								
			J \$1,161																								
			L1 \$937																								
			L2 \$996																								

Armless Bar Stool - Wood Back/Upholstered Seat	KN3008WU · foot rail for 11 ¾" high from floor · standard maple veneer back available in maple finishes · optional walnut veneer back available in walnut finishes; add \$25 list · optional horizontal double cut walnut veneer in clear coat; add \$27 list · optional handle cut out; add \$18 list · wall saver  GSA Contract SIN #33721	<table><tr><th>Dimensions</th><th>D</th><th>W</th><th>H</th></tr><tr><td>Overall</td><td>23 ¾</td><td>21 ¼</td><td>44 ¾</td></tr><tr><td>Seat</td><td>17 ¾</td><td>19</td><td>30 ½</td></tr><tr><th colspan="2">Upholstery</th><th colspan="2">Shipping</th></tr><tr><td>COM Ydg</td><td>¾</td><td>Ctn Wt</td><td>27</td></tr><tr><td>COL Sq Ft</td><td>14</td><td>Cu Ft</td><td>16</td></tr></table>	Dimensions	D	W	H	Overall	23 ¾	21 ¼	44 ¾	Seat	17 ¾	19	30 ½	Upholstery		Shipping		COM Ydg	¾	Ctn Wt	27	COL Sq Ft	14	Cu Ft	16	COM \$890
			Dimensions	D	W	H																					
Overall	23 ¾	21 ¼	44 ¾																								
Seat	17 ¾	19	30 ½																								
Upholstery		Shipping																									
COM Ydg	¾	Ctn Wt	27																								
COL Sq Ft	14	Cu Ft	16																								
			A \$897																								
			B \$910																								
			COL/C \$933																								
			D \$963																								
			E \$993																								
			F \$1,039																								
			G \$1,088																								
			H \$1,141																								
			I \$1,223																								
			J \$1,322																								
			L1 \$1,098																								
			L2 \$1,157																								


Description	① Model	Specifications				List Price Per Grade		
<div>Armless Bar Stool - All Upholstered</div> <div></div>	<div>KN3008UU</div> <div><ul style="list-style-type: none"><li>· foot rail for 11 ¾" high from floor</li><li>· multiple fabrics, see page 43</li><li>· wall saver</li></ul></div> <div>GSA Contract SIN #33721</div>	Dimensions		D	W	H	COM	\$835
		Overall		23 ¾	21 ¼	44 ¾	A	\$847
		Seat		17 ¾	19	30 ½	B	\$868
		Upholstery		Shipping			COL/C	\$907
		COM Ydg		1 ¼	Ctn Wt	27	D	\$956
		COL Sq Ft		23	Cu Ft	16	E	\$1,006
							F	\$1,082
							G	\$1,165
							H	\$1,252
							I	\$1,389
							J	\$1,554
							L1	\$1,181
							L2	\$1,280

**To Order, Specify:**

- ① Model Number
- ② Plastic Color or Wood Finish -
  - a. Plastic Back - standard
  - b. Maple Back - standard
  - c. Walnut Back - add \$25 list per back
  - d. Double Cut Back - add \$27 list per back
- ③ Fabric Selection - vendor, pattern and color
- ④ Handle Cut Out - add \$18 list per veneer back
- ⑦ Metal Frame Finish -
  - a. Arctic Silver (ASL)
  - b. Chrome (CHR) - add \$85 list
  - c. Matte Black (MBK)
  - d. Pewter (PEW)
- ③ See a selection of graded in fabric manufacturers and patterns on pages 20-28. Contact Customer Service for additional fabric options.


Description	① Model	Specifications	List Price Per Grade																												
Flared Arm Bar Stool	<b>KN3008PPF - All Plastic</b> <b>KN3008PUF - Seat Uph.</b> <ul style="list-style-type: none"> <li>· foot rail for 11 ¾" high from floor</li> <li>· nylon arms available in matte black or arctic silver; optional soft-touch black polyurethane arms; add \$50 list</li> <li>· maple wood trim arm caps available on standard nylon arms; add \$166 list</li> <li>· wall saver</li> </ul>	<table> <tr> <th>Dimensions</th><th>D</th><th>W</th><th>H</th></tr> <tr> <td>Overall</td><td>23 ¾</td><td>24 ⅞</td><td>44 ¾</td></tr> <tr> <td>Seat</td><td>17 ¾</td><td>21 ½</td><td>30 ½</td></tr> <tr> <td>Arm</td><td></td><td></td><td>38 ⅝</td></tr> <tr> <th>Upholstery</th><th colspan="3">Shipping</th></tr> <tr> <td>COM Ydg</td><td>¾</td><td>Ctn Wt</td><td>25</td></tr> <tr> <td>COL Sq Ft</td><td>14</td><td>Cu Ft</td><td>18</td></tr> </table>	Dimensions	D	W	H	Overall	23 ¾	24 ⅞	44 ¾	Seat	17 ¾	21 ½	30 ½	Arm			38 ⅝	Upholstery	Shipping			COM Ydg	¾	Ctn Wt	25	COL Sq Ft	14	Cu Ft	18	All Plastic \$697 COM \$802 A \$809 B \$822 COL/C \$845 D \$875 E \$905 F \$951 G \$1,000 H \$1,053 I \$1,135 J \$1,234 L1 \$1,010 L2 \$1,069
Dimensions	D	W	H																												
Overall	23 ¾	24 ⅞	44 ¾																												
Seat	17 ¾	21 ½	30 ½																												
Arm			38 ⅝																												
Upholstery	Shipping																														
COM Ydg	¾	Ctn Wt	25																												
COL Sq Ft	14	Cu Ft	18																												


KN3008PPF  
plastic seat



KN3008PUF  
uph. seat

Flared Arm Bar Stool - Wood Back/Upholstered Seat	<b>KN3008WUF</b> <ul style="list-style-type: none"> <li>· foot rail for 11 ¾" high from floor</li> <li>· standard maple veneer back available in maple finishes</li> <li>· optional walnut veneer back available in walnut finishes; add \$25 list</li> <li>· optional horizontal double cut walnut veneer in clear coat; add \$27 list</li> <li>· optional handle cut out; add \$18 list</li> <li>· nylon arms available in matte black or arctic silver; optional soft-touch black polyurethane arms; add \$50 list</li> <li>· maple wood trim arm caps available on standard nylon arms; add \$166 list</li> <li>· wall saver</li> </ul>	<table> <tr> <th>Dimensions</th><th>D</th><th>W</th><th>H</th></tr> <tr> <td>Overall</td><td>23 ¾</td><td>24 ⅞</td><td>44 ¾</td></tr> <tr> <td>Seat</td><td>17 ¾</td><td>21 ½</td><td>30 ½</td></tr> <tr> <td>Arm</td><td></td><td></td><td>38 ⅝</td></tr> <tr> <th>Upholstery</th><th colspan="3">Shipping</th></tr> <tr> <td>COM Ydg</td><td>¾</td><td>Ctn Wt</td><td>25</td></tr> <tr> <td>COL Sq Ft</td><td>14</td><td>Cu Ft</td><td>18</td></tr> </table>	Dimensions	D	W	H	Overall	23 ¾	24 ⅞	44 ¾	Seat	17 ¾	21 ½	30 ½	Arm			38 ⅝	Upholstery	Shipping			COM Ydg	¾	Ctn Wt	25	COL Sq Ft	14	Cu Ft	18	COM \$964 A \$971 B \$984 COL/C \$1,007 D \$1,037 E \$1,067 F \$1,113 G \$1,162 H \$1,215 I \$1,297 J \$1,396 L1 \$1,172 L2 \$1,231
Dimensions	D	W	H																												
Overall	23 ¾	24 ⅞	44 ¾																												
Seat	17 ¾	21 ½	30 ½																												
Arm			38 ⅝																												
Upholstery	Shipping																														
COM Ydg	¾	Ctn Wt	25																												
COL Sq Ft	14	Cu Ft	18																												



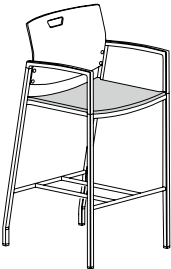
Description	1 Model	Specifications				List Price Per Grade	
<b>Flared Arm Bar Stool - All Upholstered</b>  	<b>KN3008UUF</b> • foot rail for 11 ¾" high from floor • nylon arms available in matte black or arctic silver; optional soft-touch black polyurethane arms; add \$50 list • maple wood trim arm caps available on standard nylon arms; add \$166 list • multiple fabrics, see page 43 • wall saver  GSA Contract SIN #33721	<b>Dimensions</b>	<b>D</b>	<b>W</b>	<b>H</b>	<b>COM</b>	<b>\$900</b>
		Overall	23 ¾	24 ⅛	44 ¾	A	\$912
		Seat	17 ¾	21 ½	30 ½	B	\$933
		Arm			38 ⅝	COL/C	\$972
		<b>Upholstery</b>	<b>Shipping</b>			D	\$1,021
		COM Ydg	1 ¼	Ctn Wt	27	E	\$1,071
		COL Sq Ft	23	Cu Ft	18	F	\$1,147
						G	\$1,230
						H	\$1,317
						I	\$1,454
						J	\$1,619
						L1	\$1,246
						L2	\$1,345

**To Order, Specify:**

- 1 Model Number
- 2 Plastic Color or Wood Finish -
  - a. Plastic Back - standard
  - b. Maple Back - standard
  - c. Walnut Back - add \$25 list per back
  - d. Double Cut Back - add \$27 list per back
- 3 Fabric Selection - vendor, pattern and color
- 4 Handle Cut Out - add \$18 list per veneer back
- 7 Metal Frame Finish -
  - a. Arctic Silver (ASL)
  - b. Chrome (CHR) - add \$85 list
  - c. Matte Black (MBK)
  - d. Pewter (PEW)
- 3 See a selection of graded in fabric manufacturers and patterns on pages 20-28. Contact Customer Service for additional fabric options.

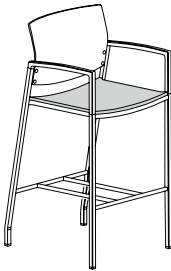
Description	① Model	Specifications	List Price Per Grade																												
Arm Bar Stool	<b>KN3008PPS - All Plastic</b> <b>KN3008PUS - Seat Uph.</b> <ul style="list-style-type: none"><li>· foot rail for 11 ¾" high from floor</li><li>· nylon arms available in matte black or arctic silver; optional soft-touch black polyurethane arms; add \$50 list</li><li>· maple wood trim arm caps available on standard nylon arms; add \$166 list</li><li>· wall saver</li></ul>	<table><tr><th>Dimensions</th><th>D</th><th>W</th><th>H</th></tr><tr><td>Overall</td><td>23 ¾</td><td>21 ¼</td><td>44 ¾</td></tr><tr><td>Seat</td><td>17 ¾</td><td>19 ¾</td><td>30 ½</td></tr><tr><td>Arm</td><td></td><td></td><td>38 ⅝</td></tr><tr><th>Upholstery</th><th colspan="3">Shipping</th></tr><tr><td>COM Ydg</td><td>¾</td><td>Ctn Wt</td><td>26</td></tr><tr><td>COL Sq Ft</td><td>14</td><td>Cu Ft</td><td>16</td></tr></table>	Dimensions	D	W	H	Overall	23 ¾	21 ¼	44 ¾	Seat	17 ¾	19 ¾	30 ½	Arm			38 ⅝	Upholstery	Shipping			COM Ydg	¾	Ctn Wt	26	COL Sq Ft	14	Cu Ft	16	All Plastic \$695 COM \$800 A \$807 B \$820 COL/C \$843 D \$873 E \$903 F \$949 G \$998 H \$1,051 I \$1,133 J \$1,232 L1 \$1,008 L2 \$1,067
Dimensions	D	W	H																												
Overall	23 ¾	21 ¼	44 ¾																												
Seat	17 ¾	19 ¾	30 ½																												
Arm			38 ⅝																												
Upholstery	Shipping																														
COM Ydg	¾	Ctn Wt	26																												
COL Sq Ft	14	Cu Ft	16																												

KN3008PPS  
plastic seat



KN3008PUS  
uph. seat

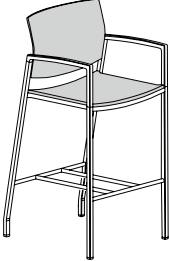
Straight Arm Bar Stool -  
Wood Back /Upholstered Seat



- KN3008WUS**
- foot rail for 11 ¾" high from floor
  - standard maple veneer back available in maple finishes
  - optional walnut veneer back available in walnut finishes; add \$25 list
  - optional horizontal double cut walnut veneer in clear coat; add \$27 list
  - optional handle cut out; add \$18 list
  - nylon arms available in matte black or arctic silver; optional soft-touch black polyurethane arms; add \$50 list
  - maple wood trim arm caps available on standard nylon arms; add \$166 list
  - wall saver




GSA Contract SIN #33721

Dimensions	D	W	H	COM \$963
Overall	23 ¾	21 ¼	44 ¾	A \$970
Seat	17 ¾	19 ¾	30 ½	B \$983
Arm			38 ⅝	COL/C \$1,006
Upholstery	Shipping			D \$1,036
COM Ydg	¾	Ctn Wt	27	E \$1,066
COL Sq Ft	14	Cu Ft	16	F \$1,112
				G \$1,161
				H \$1,214
				I \$1,296
				J \$1,395
				L1 \$1,171
				L2 \$1,230

Description	1 Model	Specifications				List Price Per Grade	
<b>Straight Arm Bar Stool - All Upholstered</b>  	<b>KN3008UUS</b> • foot rail for 11 ¾" high from floor • nylon arms available in matte black or arctic silver; optional soft-touch black polyurethane arms; add \$50 list • maple wood trim arm caps available on standard nylon arms; add \$166 list • multiple fabrics, see page 43 • wall saver  GSA Contract SIN #33721	<b>Dimensions</b>	<b>D</b>	<b>W</b>	<b>H</b>	<b>COM</b>	<b>\$899</b>
		Overall	23 ¾	21 ¼	44 ¾	A	\$911
		Seat	17 ¾	19 ¾	30 ½	B	\$932
		Arm			38 ½	COL/C	\$971
		<b>Upholstery</b>	<b>Shipping</b>			D	\$1,020
		COM Ydg	1 ¼	Ctn Wt	28	E	\$1,070
		COL Sq Ft	23	Cu Ft	16	F	\$1,146
						G	\$1,229
						H	\$1,316
						I	\$1,453
						J	\$1,618
						L1	\$1,245
						L2	\$1,344

**To Order, Specify:**





- 1 Model Number
- 2 Plastic Color or Wood Finish -
  - a. Plastic Back - standard
  - b. Maple Back - standard
  - c. Walnut Back - add \$25 list per back
  - d. Double Cut Back - add \$27 list per back
- 3 Fabric Selection - vendor, pattern and color
- 4 Handle Cut Out - add \$18 list per veneer back
- 7 Metal Frame Finish -
  - a. Arctic Silver (ASL)
  - b. Chrome (CHR) - add \$85 list
  - c. Matte Black (MBK)
  - d. Pewter (PEW)
- 3 See a selection of graded in fabric manufacturers and patterns on pages 20-28. Contact Customer Service for additional fabric options.

Description	① Model	Specifications	List Price Per Grade																												
<b>Flared Arm Swivel Chair</b>  <b>KN3000PPF</b> plastic seat	<b>KN3000PPF - All Plastic</b> <b>KN3000PUF - Seat Uph.</b> <ul style="list-style-type: none"> <li>standard black nylon base with hard tread dual casters</li> <li>polished aluminum base; add \$87 list</li> <li>nylon arms available in matte black or arctic silver; optional soft-touch black polyurethane arms; add \$50 list</li> <li>maple wood trim arm caps available on standard nylon arms; add \$166 list</li> <li>overall height range 31 1/2" - 36 3/4"</li> <li>seat height range 16 1/2" - 22 1/4"</li> <li>arm height range 30 3/8" - 24 5/8"</li> </ul>	<table> <tr> <th>Dimensions</th><th>D</th><th>W</th><th>H</th></tr> <tr> <td>Overall</td><td>28 1/2</td><td>28 1/2</td><td>36 3/4</td></tr> <tr> <td>Seat</td><td>17 3/8</td><td>21 1/2</td><td>22 1/4</td></tr> <tr> <td>Arm</td><td></td><td></td><td>30 3/8</td></tr> <tr> <th>Upholstery</th><th colspan="3">Shipping</th></tr> <tr> <td>COM Ydg</td><td>3/4</td><td>Ctn Wt</td><td>30</td></tr> <tr> <td>COL Sq Ft</td><td>14</td><td>Cu Ft</td><td>20</td></tr> </table>	Dimensions	D	W	H	Overall	28 1/2	28 1/2	36 3/4	Seat	17 3/8	21 1/2	22 1/4	Arm			30 3/8	Upholstery	Shipping			COM Ydg	3/4	Ctn Wt	30	COL Sq Ft	14	Cu Ft	20	All Plastic \$626 COM \$736 A \$743 B \$756 COL/C \$779 D \$809 E \$839 F \$885 G \$934 H \$987 I \$1,069 J \$1,168 L1 \$944 L2 \$1,003
Dimensions	D	W	H																												
Overall	28 1/2	28 1/2	36 3/4																												
Seat	17 3/8	21 1/2	22 1/4																												
Arm			30 3/8																												
Upholstery	Shipping																														
COM Ydg	3/4	Ctn Wt	30																												
COL Sq Ft	14	Cu Ft	20																												
<b>Flared Arm Swivel Chair - Wood Back/Upholstered Seat</b>  <b>KN3000PUF</b> uph. seat	<b>KN3000WUF</b> <ul style="list-style-type: none"> <li>standard black nylon base with hard tread dual casters</li> <li>polished aluminum base; add \$87 list</li> <li>standard maple veneer back available in maple finishes</li> <li>optional walnut veneer back available in walnut finishes; add \$25 list</li> <li>optional horizontal double cut walnut veneer in clear coat; add \$27 list</li> <li>optional handle cut out; add \$18 list</li> <li>nylon arms available in matte black or arctic silver; optional soft-touch black polyurethane arms; add \$50 list</li> <li>maple wood trim arm caps available on standard nylon arms; add \$166 list</li> <li>overall height range 31 1/2" - 36 3/4"</li> <li>seat height range 16 1/2" - 22 1/4"</li> <li>arm height range 30 3/8" - 24 5/8"</li> </ul>	<table> <tr> <th>Dimensions</th><th>D</th><th>W</th><th>H</th></tr> <tr> <td>Overall</td><td>28 1/2</td><td>28 1/2</td><td>36 3/4</td></tr> <tr> <td>Seat</td><td>17 3/8</td><td>21 1/2</td><td>22 1/4</td></tr> <tr> <td>Arm</td><td></td><td></td><td>30 3/8</td></tr> <tr> <th>Upholstery</th><th colspan="3">Shipping</th></tr> <tr> <td>COM Ydg</td><td>3/4</td><td>Ctn Wt</td><td>30</td></tr> <tr> <td>COL Sq Ft</td><td>14</td><td>Cu Ft</td><td>20</td></tr> </table>	Dimensions	D	W	H	Overall	28 1/2	28 1/2	36 3/4	Seat	17 3/8	21 1/2	22 1/4	Arm			30 3/8	Upholstery	Shipping			COM Ydg	3/4	Ctn Wt	30	COL Sq Ft	14	Cu Ft	20	COM \$898 A \$905 B \$918 COL/C \$941 D \$971 E \$1,001 F \$1,047 G \$1,096 H \$1,149 I \$1,231 J \$1,330 L1 \$1,106 L2 \$1,165
Dimensions	D	W	H																												
Overall	28 1/2	28 1/2	36 3/4																												
Seat	17 3/8	21 1/2	22 1/4																												
Arm			30 3/8																												
Upholstery	Shipping																														
COM Ydg	3/4	Ctn Wt	30																												
COL Sq Ft	14	Cu Ft	20																												
<b>Flared Arm Swivel Chair - All Upholstered.</b> 	<b>KN3000UUF</b> <ul style="list-style-type: none"> <li>standard black nylon base with hard tread dual casters</li> <li>polished aluminum base; add \$87 list</li> <li>nylon arms available in matte black or arctic silver; optional soft-touch black polyurethane arms; add \$50 list</li> <li>maple wood trim arm caps available on standard nylon arms; add \$166 list</li> <li>multiple fabrics, see page 43</li> <li>overall height range 31 1/2" - 36 3/4"</li> <li>seat height range 16 1/2" - 22 1/4"</li> <li>arm height range 30 3/8" - 24 5/8"</li> </ul>	<table> <tr> <th>Dimensions</th><th>D</th><th>W</th><th>H</th></tr> <tr> <td>Overall</td><td>58 1/2</td><td>28 1/2</td><td>36 3/4</td></tr> <tr> <td>Seat</td><td>17 3/8</td><td>21 1/2</td><td>22 1/4</td></tr> <tr> <td>Arm</td><td></td><td></td><td>30 3/8</td></tr> <tr> <th>Upholstery</th><th colspan="3">Shipping</th></tr> <tr> <td>COM Ydg</td><td>1 1/4</td><td>Ctn Wt</td><td>31</td></tr> <tr> <td>COL Sq Ft</td><td>23</td><td>Cu Ft</td><td>40</td></tr> </table>	Dimensions	D	W	H	Overall	58 1/2	28 1/2	36 3/4	Seat	17 3/8	21 1/2	22 1/4	Arm			30 3/8	Upholstery	Shipping			COM Ydg	1 1/4	Ctn Wt	31	COL Sq Ft	23	Cu Ft	40	COM \$843 A \$855 B \$876 COL/C \$915 D \$964 E \$1,014 F \$1,090 G \$1,173 H \$1,260 I \$1,397 J \$1,562 L1 \$1,189 L2 \$1,288
Dimensions	D	W	H																												
Overall	58 1/2	28 1/2	36 3/4																												
Seat	17 3/8	21 1/2	22 1/4																												
Arm			30 3/8																												
Upholstery	Shipping																														
COM Ydg	1 1/4	Ctn Wt	31																												
COL Sq Ft	23	Cu Ft	40																												

GSA Contract SIN #33721

GSA Contract SIN #33721

GSA Contract SIN #33721

Description	Model	Specifications	List Price Per Grade																												
Straight Arm Swivel Chair  KN3000PPS plastic seat  KN3000PUS uph. seat	KN3000PPS - All Plastic KN3000PUS - Seat Uph. <ul style="list-style-type: none"><li>• standard black nylon base with hard tread dual casters</li><li>• polished aluminum base; add \$87 list</li><li>• nylon arms available in matte black or arctic silver; optional soft-touch black polyurethane arms; add \$50 list</li><li>• maple wood trim arm caps available on standard nylon arms; add \$166 list</li><li>• overall height range 31 ½" - 36 ¾"</li><li>• seat height range 16 ½" - 22 ¼"</li><li>• arm height range 30 ⅜" - 24 ⅝"</li></ul> GSA Contract SIN #33721	<table><tr><th>Dimensions</th><th>D</th><th>W</th><th>H</th></tr><tr><td>Overall</td><td>28 ½</td><td>28 ½</td><td>36 ¾</td></tr><tr><td>Seat</td><td>17 ⅜</td><td>19 ⅜</td><td>22 ¼</td></tr><tr><td>Arm</td><td></td><td></td><td>30 ⅜</td></tr><tr><th>Upholstery</th><th colspan="3">Shipping</th></tr><tr><td>COM Ydg</td><td>¾</td><td>Ctn Wt</td><td>30</td></tr><tr><td>COL Sq Ft</td><td>14</td><td>Cu Ft</td><td>20</td></tr></table>	Dimensions	D	W	H	Overall	28 ½	28 ½	36 ¾	Seat	17 ⅜	19 ⅜	22 ¼	Arm			30 ⅜	Upholstery	Shipping			COM Ydg	¾	Ctn Wt	30	COL Sq Ft	14	Cu Ft	20	All Plastic \$624 COM \$735 A \$742 B \$755 COL/C \$778 D \$808 E \$838 F \$884 G \$933 H \$986 I \$1,068 J \$1,167 L1 \$943 L2 \$1,002
		Dimensions	D	W	H																										
Overall	28 ½	28 ½	36 ¾																												
Seat	17 ⅜	19 ⅜	22 ¼																												
Arm			30 ⅜																												
Upholstery	Shipping																														
COM Ydg	¾	Ctn Wt	30																												
COL Sq Ft	14	Cu Ft	20																												
Straight Arm Swivel Chair - Wood Back/Upholstered Seat  GSA Contract SIN #33721	KN3000WUS <ul style="list-style-type: none"><li>• standard black nylon base with hard tread dual casters</li><li>• polished aluminum base; add \$87 list</li><li>• standard maple veneer back available in maple finishes</li><li>• optional walnut veneer back available in walnut finishes; add \$25 list</li><li>• optional horizontal double cut walnut veneer in clear coat; add \$27 list</li><li>• optional handle cut out; add \$18 list</li><li>• nylon arms available in matte black or arctic silver; optional soft-touch black polyurethane arms; add \$50 list</li><li>• maple wood trim arm caps available on standard nylon arms; add \$166 list</li><li>• overall height range 31 ½" - 36 ¾"</li><li>• seat height range 16 ½" - 22 ¼"</li><li>• arm height range 30 ⅜" - 24 ⅝"</li></ul>	<table><tr><th>Dimensions</th><th>D</th><th>W</th><th>H</th></tr><tr><td>Overall</td><td>28 ½</td><td>28 ½</td><td>36 ¾</td></tr><tr><td>Seat</td><td>17 ⅜</td><td>19 ⅜</td><td>22 ¼</td></tr><tr><td>Arm</td><td></td><td></td><td>30 ⅜</td></tr><tr><th>Upholstery</th><th colspan="3">Shipping</th></tr><tr><td>COM Ydg</td><td>¾</td><td>Ctn Wt</td><td>30</td></tr><tr><td>COL Sq Ft</td><td>14</td><td>Cu Ft</td><td>20</td></tr></table>	Dimensions	D	W	H	Overall	28 ½	28 ½	36 ¾	Seat	17 ⅜	19 ⅜	22 ¼	Arm			30 ⅜	Upholstery	Shipping			COM Ydg	¾	Ctn Wt	30	COL Sq Ft	14	Cu Ft	20	COM \$897 A \$904 B \$917 COL/C \$940 D \$970 E \$1,000 F \$1,046 G \$1,095 H \$1,148 I \$1,230 J \$1,329 L1 \$1,105 L2 \$1,164
Dimensions	D	W	H																												
Overall	28 ½	28 ½	36 ¾																												
Seat	17 ⅜	19 ⅜	22 ¼																												
Arm			30 ⅜																												
Upholstery	Shipping																														
COM Ydg	¾	Ctn Wt	30																												
COL Sq Ft	14	Cu Ft	20																												
Straight Arm Swivel Chair - All Upholstered  GSA Contract SIN #33721	KN3000UUS <ul style="list-style-type: none"><li>• standard black nylon base with hard tread dual casters</li><li>• polished aluminum base; add \$87 list</li><li>• nylon arms available in matte black or arctic silver; optional soft-touch black polyurethane arms; add \$50 list</li><li>• maple wood trim arm caps available on standard nylon arms; add \$166 list</li><li>• multiple fabrics, see page 43</li><li>• overall height range 31 ½" - 36 ¾"</li><li>• seat height range 16 ½" - 22 ¼"</li><li>• arm height range 30 ⅜" - 24 ⅝"</li></ul>	<table><tr><th>Dimensions</th><th>D</th><th>W</th><th>H</th></tr><tr><td>Overall</td><td>28 ½</td><td>28 ½</td><td>36 ¾</td></tr><tr><td>Seat</td><td>17 ⅜</td><td>19 ⅜</td><td>22 ¼</td></tr><tr><td>Arm</td><td></td><td></td><td>30 ⅜</td></tr><tr><th>Upholstery</th><th colspan="3">Shipping</th></tr><tr><td>COM Ydg</td><td>1 ¼</td><td>Ctn Wt</td><td>31</td></tr><tr><td>COL Sq Ft</td><td>23</td><td>Cu Ft</td><td>20</td></tr></table>	Dimensions	D	W	H	Overall	28 ½	28 ½	36 ¾	Seat	17 ⅜	19 ⅜	22 ¼	Arm			30 ⅜	Upholstery	Shipping			COM Ydg	1 ¼	Ctn Wt	31	COL Sq Ft	23	Cu Ft	20	COM \$842 A \$854 B \$875 COL/C \$914 D \$963 E \$1,013 F \$1,089 G \$1,172 H \$1,259 I \$1,396 J \$1,561 L1 \$1,188 L2 \$1,287
Dimensions	D	W	H																												
Overall	28 ½	28 ½	36 ¾																												
Seat	17 ⅜	19 ⅜	22 ¼																												
Arm			30 ⅜																												
Upholstery	Shipping																														
COM Ydg	1 ¼	Ctn Wt	31																												
COL Sq Ft	23	Cu Ft	20																												

**To Order, Specify:**

- ① Model Number
- ② Plastic Color or Wood Finish -
  - a. Plastic Back - standard
  - b. Maple Back - standard
  - c. Walnut Back - add \$25 list per back
  - d. Double Cut Back - add \$27 list per back
- ③ Fabric Selection - vendor, pattern and color
- ④ Handle Cut Out - add \$18 list per veneer back
- ⑤ Arm Option - Arctic Silver (ASP) or Matte Black (MBK)
- ⑥ Optional Wood Cap - add \$83 list per arm
- ⑦ Metal Frame Finish -
  - a. Arctic Silver (ASL)
  - b. Chrome (CHR) - add \$85 list
  - c. Matte Black (MBK)
  - d. Pewter (PEW)
- ⑧ Base Finish -
  - a. Black (BL)
  - b. Polished Aluminum (PA) - add \$87 list
- ⑨ See a selection of graded in fabric manufacturers and patterns on pages 20-28. Contact Customer Service for additional fabric options.



Kyla Order Check List:



Specify:

☐ 1. Model Number

☐ 2. Fabric Selection - vendor, pattern and color

☐ 3. Wood Finish/Color

☐ 4. Plastic Color

☐ 5. Metal Frame Tier/Color:

A. Tier 1 - no upcharge

B. Tier 2 - add \$42 list

C. Tier 3 - add \$83 list

D. Tier 4 - add \$125 list

Example:	KY29CP (model #)	MOMENTUM (fabric vendor)	VOX (pattern name)	MYSTIC (pattern color)	EWM (plastic)	PEW (metal frame)
----------	---------------------	-----------------------------	-----------------------	---------------------------	------------------	----------------------

1. Model Number

---

2. Fabric Selection - Please supply the following:

Vendor name

Pattern name

Pattern color

[For a complete list of JSI Graded-In Fabric click here](#)

- Indicate direction of fabric - Railroaded or Up the Roll
- Please provide illustration, if available

- All COM orders must include the following:
- Vendor's name, pattern name and color
  - Sample of the fabric attached to order
  - Model numbers of items for fabric application
  - Special application instructions (e.g., all stripes will be applied front to back unless specified otherwise)
  - Customer and purchase order number

Ship prepaid COM material to:

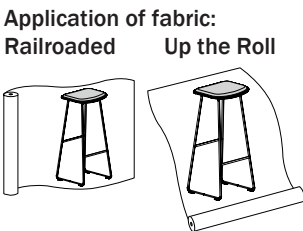
JSI

Attn: COM Dept

201 East Martin Street

Receiving B, Dock 71

Orleans, IN 47452



All COM orders will ship at standard lead time from receipt of COM except for orders requiring special custom matched finishes.

3. Wood Finish/Color:

ACR	Acorn	POR	Porter
BUF	Buff	RYE	Rye
BUR	Burlap	SAD	Saddle
CHE	Chestnut	WWO	Whitewash
INK	Inkwell		

4. Plastic Color:

EWM	Extra White	TBM	Tricorn Black
KGR	Kiwi Green	TRD	Tolie Red

5. Metal Frame Tier/Color:

Tier 1:

MBK	Matte Black
-----	-------------

Tier 2: add \$42 list

ASL	Arctic Silver	BWH	Bright White
PEW	Pewter	SNK	Soft Nickel

Tier 3: add \$83 list

CAR	Carmine Red (RAL3002)	SPB	Sapphire Blue (RAL4007)
LGR	Leaf Green (RAL6002)	TBL	Traffic Blue (RAL5017)
PPV	Purple Violet (RAL4007)	ZYL	Zinc Yellow (RAL1018)
SIG	Signal Orange (RAL2010)		

Tier 4: add \$125 list

BRD	Beige Red (RAL3012)	SGR	Signal Green (RAL6032)
COP	Copper Brown (RAL8004)	SGY	Silk Grey (RAL7044)
HYL	Honey Yellow (RAL1005)	SKY	Sky Blue (RAL5015)
MTQ	Mint Turquoise (RAL6033)	TQP	Turquoise Pastel (RAL6034)
OGR	Olive Green (RAL6003)	TRD	Traffic Red (RAL3020)
QZG	Quartz Grey (RAL7039)	MHB	Mahogany Brown (RAL8016)
SAL	Salmon Orange (RAL2012)		

Description	1 Model	Specifications	List Price Per Grade																								
Barstool with Plastic Seat	<b>KY29AP</b> <b>KY29CP - Uph. Pad.</b> · tiered pricing for metal finish options, see page 94	<table> <tr> <th>Dimensions</th><th>D</th><th>W</th><th>H</th></tr> <tr> <td>Overall</td><td>13</td><td>14</td><td>28 ¾</td></tr> <tr> <td>Seat</td><td>11 ½</td><td>14</td><td>28 ¾</td></tr> <tr> <th>Upholstery</th><th colspan="3">Shipping</th></tr> <tr> <td>COM Ydg</td><td>½</td><td>Ctn Wt</td><td>16</td></tr> <tr> <td>COL Sq Ft</td><td></td><td>Cu Ft</td><td>7</td></tr> </table>	Dimensions	D	W	H	Overall	13	14	28 ¾	Seat	11 ½	14	28 ¾	Upholstery	Shipping			COM Ydg	½	Ctn Wt	16	COL Sq Ft		Cu Ft	7	Plastic Seat \$333 COM \$413 A \$418 B \$427 COL/C \$443 D \$464 E \$485 F \$517 G \$552 H \$589 I \$647 J \$716 L1 \$615 L2 \$670
Dimensions	D	W	H																								
Overall	13	14	28 ¾																								
Seat	11 ½	14	28 ¾																								
Upholstery	Shipping																										
COM Ydg	½	Ctn Wt	16																								
COL Sq Ft		Cu Ft	7																								

KY29AP  
plastic seatKY29CP  
uph. seat pad

## Barstool with Wood Seat

KY29AW  
wood seatKY29CP  
uph. seat pad

**KY29AW**  
**KY29CW - Uph. Pad**  
· tiered pricing for metal finish options, see page 94  
GSA Contract SIN ##33721

Dimensions	D	W	H
Overall	13	14	28 ¾
Seat	11 ½	14	28 ¾
Upholstery	Shipping		
COM Ydg	½	Ctn Wt	14
COL Sq Ft		Cu Ft	6

Wood Seat \$523  
COM \$603  
A \$608  
B \$617  
COL/C \$633  
D \$654  
E \$675  
F \$707  
G \$742  
H \$779  
I \$837  
J \$906  
L1 \$804  
L2 \$860

KYLA

## To Order, Specify:

- 1 Model Number
- 2 Fabric Selection - vendor, pattern and color
- 3 Wood Finish/Color
- 4 Plastic Color
- 5 Metal Frame Tier/Color

2 See a selection of graded in fabric manufacturers and patterns on pages 20-28. Contact Customer Service for additional fabric options.

## 3 Wood Finish/Color

ACR Acorn	CHE Chestnut	RYE Rye
BUF Buff	INK Inkwell	SAD Saddle
BUR Burlap	POR Porter	WWO Whitewash

## 4 Metal Frame Tier/Color

Tier 1:  
MBK Matte Black

Tier 3: Add \$83 list  
CAR Carmine Red  
LGR Leaf Green  
PPB Purple Violet  
SIG Signal Orange  
SPB Sapphire Blue  
TBL Traffic Blue  
ZYL Zinc Yellow

Tier 2: Add \$42 list  
ASL Arctic Silver  
BWH Bright White  
PEW Pewter  
SNK Soft Nickel

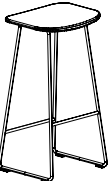
Tier 4: Add \$125 list  
BRD Beige Red  
COP Copper Brown  
HYL Honey Yellow  
MTQ Mint Turquoise  
OGR Olive Green  
QZG Quartz Grey  
SAL Salmon Orange  
SGR Signal Green  
SGY Silk Grey  
TQP Turquoise Pastel  
TRD Traffic Red  
MHB Mahogany Brown

## Specifications


- Powder coat metal frame.
- Seat ¾" thick polypropylene or ¾" thick solid ash.
- Standard with screw-on black glides.

Description	1 Model	Specifications	List Price Per Grade																								
Counter Height Stool with Plastic Seat	<b>KY25AP</b> <b>KY25CP - Uph. Pad</b> · tiered pricing for metal finish options, see pg 100  GSA Contract SIN ##33721	<table><tr><th>Dimensions</th><th>D</th><th>W</th><th>H</th></tr><tr><td>Overall</td><td>13</td><td>14</td><td>25 ¼</td></tr><tr><td>Seat</td><td>11 ½</td><td>14</td><td>25 ¼</td></tr><tr><th>Upholstery</th><th colspan="3">Shipping</th></tr><tr><td>COM Ydg</td><td>½</td><td>Ctn Wt</td><td>14</td></tr><tr><td>COL Sq Ft</td><td></td><td>Cu Ft</td><td>6</td></tr></table>	Dimensions	D	W	H	Overall	13	14	25 ¼	Seat	11 ½	14	25 ¼	Upholstery	Shipping			COM Ydg	½	Ctn Wt	14	COL Sq Ft		Cu Ft	6	Plastic Seat \$328 COM \$409 A \$413 B \$423 COL/C \$439 D \$460 E \$480 F \$513 G \$548 H \$585 I \$643 J \$712 L1 \$610 L2 \$666
Dimensions	D	W	H																								
Overall	13	14	25 ¼																								
Seat	11 ½	14	25 ¼																								
Upholstery	Shipping																										
COM Ydg	½	Ctn Wt	14																								
COL Sq Ft		Cu Ft	6																								

Counter Height Stool  
with Wood Seat



KY25AW  
plastic seat



KY25CW  
uph. seat pad

KY25AW

KY25CW - Uph. Pad

· tiered pricing for metal finish options, see pg 100

GSA Contract SIN ##33721

Dimensions	D	W	H
Overall	13	14	25 ¼
Seat	11 ½	14	25 ¼
Upholstery	Shipping		
COM Ydg	Ctn Wt	14	
COL Sq Ft	Cu Ft	6	

Wood Seat \$519

COM \$599

A \$603

B \$612

COL/C \$629

D \$649

E \$670

F \$703

G \$737

H \$774

I \$832

J \$902

L1 \$800

L2 \$856

<b>To Order, Specify:</b> <b>1</b> Model Number <b>2</b> Fabric Selection - vendor, pattern and color <b>3</b> Wood Finish/Color <b>4</b> Plastic Color <b>5</b> Metal Frame Tier/Color  <b>2</b> See a selection of graded in fabric manufacturers and patterns on pages 20-28. Contact Customer Service for additional fabric options.  <b>3</b> Wood Finish/Color ACR Acorn      CHE Chestnut      RYE Rye BUF Buff      INK Inkwell      SAD Saddle BUR Burlap      POR Porter      WWO Whitewash	<b>4 Metal Frame Tier/Color</b> Tier 1: MBK Matte Black  Tier 2: Add \$42 list ASL Arctic Silver BWH Bright White PEW Pewter SNK Soft Nickel  Tier 3: Add \$83 list CAR Carmine Red LGR Leaf Green PPB Purple Violet SIG Signal Orange SPB Sapphire Blue TBL Traffic Blue ZYL Zinc Yellow  Tier 4: Add \$125 list BRD Beige Red      SGR Signal Green COP Copper Brown      SGY Silk Grey HYL Honey Yellow      TQP Turquoise Pastel MTQ Mint Turquoise      TRD Traffic Red OGR Olive Green      MHB Mahogany Brown QZG Quartz Grey SAL Salmon Orange	<b>Specifications</b> · Powder coat metal frame. · Seat ¾" thick polypropylene or ¾" thick solid ash. · Standard with screw-on black glides.
---	--	---

## Laurel Order Check List:



### Specify:

- ☐ 1. Model Number
- ☐ 2. Wood Species - Beech (B) (chairs) or Maple (M) (tables)
- ☐ 3. Wood Finish
- ☐ 4. Fabric Selection - vendor, pattern and color
- ☐ 5. Optional Anti-Microbial Arm Cap - add \$73 list per arm cap
- ☐ 6. Optional Rubber Cushion Nylon Glides - no upcharge; chairs only
- ☐ 7. Optional Coordinating Wood Grain Laminate Table Tops - no upcharge; tables only

### Example:

<b>LA1281</b> (model #)	<b>B</b> (wood species)	<b>AUB</b> (finish)	<b>MOMENTUM</b> (fabric vendor)	<b>VOX</b> (pattern name)	<b>MYSTIC</b> (pattern color)
----------------------------	----------------------------	------------------------	------------------------------------	------------------------------	----------------------------------

### 1. Model Number

### 2. Wood Species - Beech (B) (chairs) and Maple (M) (tables)

### 3. Wood Finish Options:

CAG	Aged Ash Coordinate	CGR	Graphite Coordinate
ALE	Ale Medium	HRV	Harvest*
AUB	Auburn	CHL	High Line Coordinate
BRL	Barley	CKC	Khaki Coordinate
CBE	Blonde Echo Coordinate	LGC	Legacy
BBM	Bourbon Medium	MCH	Mocha
CBZ	Brazilwood Coordinate	NTO	Night Owl*
BRM	Brighton Medium	COA	Oatmeal Cookie Coordinate
BUT	Butterscotch	CPI	Pinnacle Walnut Coordinate
CIN	Cinnamon	PRL	Praline*
CLA	Classic	SAF	Saffron
CCF	Coffee Coordinate	SIE	Sienna*
CLL	Collectors*	CST	Studio Teak Coordinate
CCR	Cremello Coordinate	TOF	Toffee
EAR	Earthy	TRF	Truffle*
ESP	Espresso	VEN	Venetian
FLX	Flax	CVI	Vintage Coordinate
CFL	Florence Walnut Coordinate	CWH	Walnut Heights Coordinate
CFO	Fossil Coordinate	CWE	Weathered Ash Coordinate

### 4. Fabric Selection - Please supply the following:

Fabric vendor  
Pattern name  
Pattern color

[For a complete list of JSI Graded-In Fabric click here](#)

When specifying contrasting upholstery, indicate clearly which upholstery is to be applied to the seat, back and arms. Use higher grade pricing.

- Indicate direction of fabric - Railroaded or Up the Roll
- Please provide illustration, if available

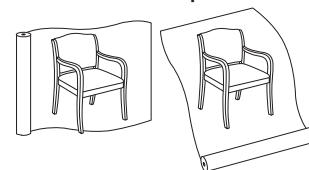
### All COM orders must include the following:

- Fabric vendor's name, pattern name and color
- Sample of the fabric attached to order
- Model numbers of items for fabric application
- Special application instructions (e.g., all stripes will be applied front to back unless specified otherwise)
- Customer and purchase order number

Ship prepaid COM material to:

JSI  
Attn: COM Dept  
201 East Martin Street  
Receiving B, Dock 71  
Orleans, IN 47452

Application of fabric:  
Railroaded      Up the Roll




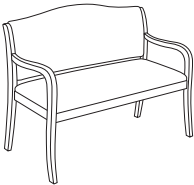


All COM orders will ship at standard lead time from receipt of COM except for orders requiring special custom matched finishes.


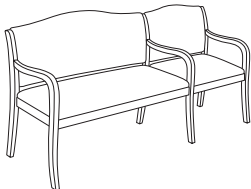
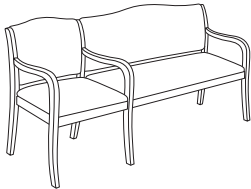
### 5. Optional Anti-Microbial Arm Cap - add \$73 list per arm cap. Available on any Laurel model.



### 6. Optional Rubber Cushion Nylon Glides - no upcharge; chairs only

### \*7. Optional Coordinating Wood Grain Laminate Table Top - no upcharge; tables only. Finishes with an asterisk (\*) have a coordinating laminate available.

Description	① Model	Specifications	List Price Per Grade																												
<b>30" Bariatric</b> 	<b>LA1281B</b> · meets BIFMA x5.11 large occupant standard (253-400 lb individual) · optional anti-microbial arm cap - add \$146 list  GSA Contract SIN ##33721	<table> <tr> <th>Dimensions</th><th>D</th><th>W</th><th>H</th></tr> <tr> <td>Overall</td><td>26</td><td>32 ½</td><td>34 ½</td></tr> <tr> <td>Seat</td><td>18 ¼</td><td>30</td><td>18</td></tr> <tr> <td>Arm</td><td></td><td></td><td>27 ½</td></tr> <tr> <th>Upholstery</th><th colspan="3">Shipping</th></tr> <tr> <td>COM Ydg</td><td>2 ¼</td><td>Ctn Wt</td><td>43</td></tr> <tr> <td>COL Sq Ft</td><td>41</td><td>Cu Ft</td><td>23</td></tr> </table>	Dimensions	D	W	H	Overall	26	32 ½	34 ½	Seat	18 ¼	30	18	Arm			27 ½	Upholstery	Shipping			COM Ydg	2 ¼	Ctn Wt	43	COL Sq Ft	41	Cu Ft	23	COM \$1,684 A \$1,707 B \$1,753 COL/C \$1,834 D \$1,934 E \$2,037 F \$2,145 G \$2,299 H \$2,461 I \$2,718 J \$3,023 L1 \$2,329 L2 \$2,492
Dimensions	D	W	H																												
Overall	26	32 ½	34 ½																												
Seat	18 ¼	30	18																												
Arm			27 ½																												
Upholstery	Shipping																														
COM Ydg	2 ¼	Ctn Wt	43																												
COL Sq Ft	41	Cu Ft	23																												
<b>42" Bariatric</b> 	<b>LA1282B</b> · meets BIFMA x5.11 large occupant standard (253-400 lb individual) · optional anti-microbial arm cap - add \$146 list  GSA Contract SIN ##33721	<table> <tr> <th>Dimensions</th><th>D</th><th>W</th><th>H</th></tr> <tr> <td>Overall</td><td>26</td><td>43 ½</td><td>34 ½</td></tr> <tr> <td>Seat</td><td>18 ¼</td><td>41</td><td>18</td></tr> <tr> <td>Arm</td><td></td><td></td><td>27 ½</td></tr> <tr> <th>Upholstery</th><th colspan="3">Shipping</th></tr> <tr> <td>COM Ydg</td><td>2 ¼</td><td>Ctn Wt</td><td>51</td></tr> <tr> <td>COL Sq Ft</td><td>45</td><td>Cu Ft</td><td>30</td></tr> </table>	Dimensions	D	W	H	Overall	26	43 ½	34 ½	Seat	18 ¼	41	18	Arm			27 ½	Upholstery	Shipping			COM Ydg	2 ¼	Ctn Wt	51	COL Sq Ft	45	Cu Ft	30	COM \$1,839 A \$1,862 B \$1,907 COL/C \$1,987 D \$2,087 E \$2,190 F \$2,300 G \$2,452 H \$2,615 I \$2,871 J \$3,178 L1 \$2,564 L2 \$2,747
Dimensions	D	W	H																												
Overall	26	43 ½	34 ½																												
Seat	18 ¼	41	18																												
Arm			27 ½																												
Upholstery	Shipping																														
COM Ydg	2 ¼	Ctn Wt	51																												
COL Sq Ft	45	Cu Ft	30																												
<b>Guest Chair</b> 	<b>LA1281</b> · optional anti-microbial arm cap - add \$146 list  GSA Contract SIN ##33721	<table> <tr> <th>Dimensions</th><th>D</th><th>W</th><th>H</th></tr> <tr> <td>Overall</td><td>26</td><td>22 ½</td><td>34 ½</td></tr> <tr> <td>Seat</td><td>18 ¼</td><td>20</td><td>18</td></tr> <tr> <td>Arm</td><td></td><td></td><td>27 ½</td></tr> <tr> <th>Upholstery</th><th colspan="3">Shipping</th></tr> <tr> <td>COM Ydg</td><td>1 ½</td><td>Ctn Wt</td><td>22</td></tr> <tr> <td>COL Sq Ft</td><td>27</td><td>Cu Ft</td><td>15</td></tr> </table>	Dimensions	D	W	H	Overall	26	22 ½	34 ½	Seat	18 ¼	20	18	Arm			27 ½	Upholstery	Shipping			COM Ydg	1 ½	Ctn Wt	22	COL Sq Ft	27	Cu Ft	15	COM \$863 A \$878 B \$910 COL/C \$961 D \$1,029 E \$1,098 F \$1,170 G \$1,272 H \$1,380 I \$1,552 J \$1,755 L1 \$1,292 L2 \$1,402
Dimensions	D	W	H																												
Overall	26	22 ½	34 ½																												
Seat	18 ¼	20	18																												
Arm			27 ½																												
Upholstery	Shipping																														
COM Ydg	1 ½	Ctn Wt	22																												
COL Sq Ft	27	Cu Ft	15																												
<b>Loveseat</b> 	<b>LA1282</b> · optional anti-microbial arm cap - add \$146 list  GSA Contract SIN ##33721	<table> <tr> <th>Dimensions</th><th>D</th><th>W</th><th>H</th></tr> <tr> <td>Overall</td><td>26</td><td>43 ½</td><td>34 ½</td></tr> <tr> <td>Seat</td><td>18 ¼</td><td>41</td><td>18</td></tr> <tr> <td>Arm</td><td></td><td></td><td>27 ½</td></tr> <tr> <th>Upholstery</th><th colspan="3">Shipping</th></tr> <tr> <td>COM Ydg</td><td>2 ¼</td><td>Ctn Wt</td><td>46</td></tr> <tr> <td>COL Sq Ft</td><td>45</td><td>Cu Ft</td><td>30</td></tr> </table>	Dimensions	D	W	H	Overall	26	43 ½	34 ½	Seat	18 ¼	41	18	Arm			27 ½	Upholstery	Shipping			COM Ydg	2 ¼	Ctn Wt	46	COL Sq Ft	45	Cu Ft	30	COM \$1,494 A \$1,518 B \$1,561 COL/C \$1,642 D \$1,742 E \$1,845 F \$1,953 G \$2,107 H \$2,270 I \$2,526 J \$2,831 L1 \$2,218 L2 \$2,403
Dimensions	D	W	H																												
Overall	26	43 ½	34 ½																												
Seat	18 ¼	41	18																												
Arm			27 ½																												
Upholstery	Shipping																														
COM Ydg	2 ¼	Ctn Wt	46																												
COL Sq Ft	45	Cu Ft	30																												

Description	1 Model	Specifications	List Price Per Grade
<b>Guest Chair</b> 	<b>LA1301</b> · optional anti-microbial arm cap - add \$146 list · full back · no exposed wood rails  GSA Contract SIN ##33721	<b>Dimensions</b>	<b>COM \$866</b>
		<b>D</b>	<b>A \$885</b>
		<b>W</b>	<b>B \$919</b>
		<b>H</b>	<b>COL/C \$982</b>
		<b>Overall</b>	<b>D \$1,061</b>
		<b>Seat</b>	<b>E \$1,141</b>
		<b>Arm</b>	<b>F \$1,225</b>
		<b>Upholstery</b>	<b>G \$1,342</b>
		<b>Shipping</b>	<b>H \$1,470</b>
		<b>COM Ydg</b>	<b>I \$1,670</b>
<b>Loveseat/Chair Unit</b> 	<b>LA1283</b> · sequence facing unit · optional anti-microbial arm cap - add \$219 list  GSA Contract SIN ##33721	<b>Dimensions</b>	<b>COM \$2,181</b>
		<b>D</b>	<b>A \$2,219</b>
		<b>W</b>	<b>B \$2,295</b>
		<b>H</b>	<b>COL/C \$2,427</b>
		<b>Overall</b>	<b>D \$2,598</b>
		<b>Seat</b>	<b>E \$2,768</b>
		<b>Arm</b>	<b>F \$2,948</b>
		<b>Upholstery</b>	<b>G \$3,203</b>
		<b>Shipping</b>	<b>H \$3,475</b>
		<b>COM Ydg</b>	<b>I \$3,901</b>
<b>Chair Unit/Loveseat</b> 	<b>LA1284</b> · sequence facing unit · optional anti-microbial arm cap - add \$219 list  GSA Contract SIN ##33721	<b>Dimensions</b>	<b>COM \$2,181</b>
		<b>D</b>	<b>A \$2,219</b>
		<b>W</b>	<b>B \$2,295</b>
		<b>H</b>	<b>COL/C \$2,427</b>
		<b>Overall</b>	<b>D \$2,598</b>
		<b>Seat</b>	<b>E \$2,768</b>
		<b>Arm</b>	<b>F \$2,948</b>
		<b>Upholstery</b>	<b>G \$3,203</b>
		<b>Shipping</b>	<b>H \$3,475</b>
		<b>COM Ydg</b>	<b>I \$3,901</b>

**To Order, Specify:**

- Model Number
- Wood Species - Beech (B) (chairs)
- Wood Finish
- Fabric Selection - vendor, pattern and color
- Optional Anti-Microbial Arm Cap - add \$73 list per arm cap
- Optional Rubber Cushion Nylon Glides - no upcharge; chairs only

When ordering Quickship products, place a "Q" in front of model number.  
 Example: QLA1301

**Need it.**  
*JSI Quickship*

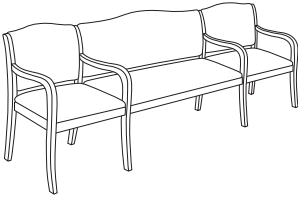
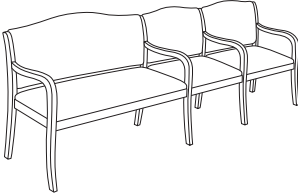
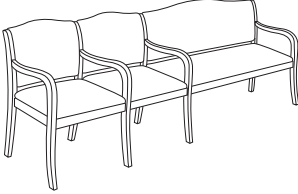
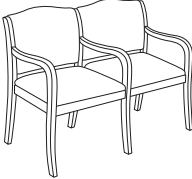
**3 Wood Finish/Color Options:**

Maple			
CAG	Aged Ash Coordinate	CGR	Graphite Coordinate
ALM	Ale Medium	HRV	Harvest*
AUB	Auburn	CHL	High Line Coordinate
BRL	Barley	CKC	Khaki Coordinate
CBE	Blonde Echo Coordinate	LGC	Legacy
BBM	Bourbon Medium	MCH	Mocha
CBZ	Brazilwood Coordinate	NTD	Night Owl*
BRM	Brighton Medium	COA	Oatmeal Cook Coordinate
BUT	Butterscotch	CPI	Pinnacle Walnut Coordinate
CIN	Cinnamon	PRL	Praline
CLA	Classic	SAF	Saffron
CCF	Coffee Coordinate	SIE	Sienna*
CLL	Collectors*	CST	Studio Teak Coordinate
CCR	Cremello Coordinate	TOF	Toffee
EAR	Earthy	TRF	Truffle*
ESP	Espresso	VEN	Venetian
FLX	Flax	CVI	Vintage Coordinate
CFL	Florence Walnut Coordinate	CWH	Walnut Heights Coordinate
CFO	Fossil Coordinate	CWE	Weathered Ash Coordinate

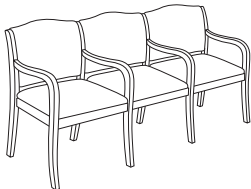
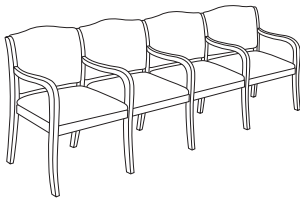
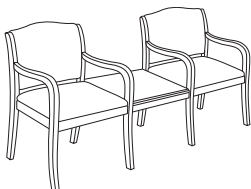
- See a selection of graded in fabric manufacturers and patterns on pages 20-28 Contact Customer Service for additional fabric options.

**Specifications**

- Wood species - Beech (chairs).
- Seat has synthetic sheet webbing and 2" high density polyurethane foam.
- Back has polypropylene webbing and 1 1/2" polyurethane foam.
- Mortise and tenon construction with corner blocks, glue and screws.
- Solid one piece steam bent arms with front leg assembly.
- Standard with rubber cushion metal glides.

Description	1 Model	Specifications	List Price Per Grade																												
<b>Chair/Loveseat/Chair Unit</b> 	<b>LA1285</b> · optional anti-microbial arm cap - add \$292 list GSA Contract SIN ##33721	<table> <tr> <th>Dimensions</th><th>D</th><th>W</th><th>H</th></tr> <tr> <td>Overall</td><td>26</td><td>85 ¾</td><td>34 ½</td></tr> <tr> <td>Seat</td><td>18 ¼</td><td>20/41/20</td><td>18</td></tr> <tr> <td>Arm</td><td></td><td></td><td>27 ½</td></tr> <tr> <th>Upholstery</th><th colspan="3">Shipping</th></tr> <tr> <td>COM Ydg</td><td>5 ¼</td><td>Ctn Wt</td><td>82</td></tr> <tr> <td>COL Sq Ft</td><td>105</td><td>Cu Ft</td><td>58</td></tr> </table>	Dimensions	D	W	H	Overall	26	85 ¾	34 ½	Seat	18 ¼	20/41/20	18	Arm			27 ½	Upholstery	Shipping			COM Ydg	5 ¼	Ctn Wt	82	COL Sq Ft	105	Cu Ft	58	COM \$2,864 A \$2,918 B \$3,024 COL/C \$3,209 D \$3,450 E \$3,687 F \$3,938 G \$4,294 H \$4,676 I \$5,274 J \$5,988 L1 \$4,556 L2 \$4,986
Dimensions	D	W	H																												
Overall	26	85 ¾	34 ½																												
Seat	18 ¼	20/41/20	18																												
Arm			27 ½																												
Upholstery	Shipping																														
COM Ydg	5 ¼	Ctn Wt	82																												
COL Sq Ft	105	Cu Ft	58																												
<b>Loveseat/Chair/Chair Unit</b> 	<b>LA1286</b> · sequence facing unit · optional anti-microbial arm cap - add \$292 list GSA Contract SIN ##33721	<table> <tr> <th>Dimensions</th><th>D</th><th>W</th><th>H</th></tr> <tr> <td>Overall</td><td>26</td><td>85 ¾</td><td>34 ½</td></tr> <tr> <td>Seat</td><td>18 ¼</td><td>41/20/20</td><td>18</td></tr> <tr> <td>Arm</td><td></td><td></td><td>27 ½</td></tr> <tr> <th>Upholstery</th><th colspan="3">Shipping</th></tr> <tr> <td>COM Ydg</td><td>5 ¼</td><td>Ctn Wt</td><td>82</td></tr> <tr> <td>COL Sq Ft</td><td>105</td><td>Cu Ft</td><td>58</td></tr> </table>	Dimensions	D	W	H	Overall	26	85 ¾	34 ½	Seat	18 ¼	41/20/20	18	Arm			27 ½	Upholstery	Shipping			COM Ydg	5 ¼	Ctn Wt	82	COL Sq Ft	105	Cu Ft	58	COM \$2,864 A \$2,918 B \$3,024 COL/C \$3,209 D \$3,450 E \$3,687 F \$3,938 G \$4,294 H \$4,676 I \$5,274 J \$5,988 L1 \$4,556 L2 \$4,986
Dimensions	D	W	H																												
Overall	26	85 ¾	34 ½																												
Seat	18 ¼	41/20/20	18																												
Arm			27 ½																												
Upholstery	Shipping																														
COM Ydg	5 ¼	Ctn Wt	82																												
COL Sq Ft	105	Cu Ft	58																												
<b>Chair/Chair/Loveseat Unit</b> 	<b>LA1287</b> · sequence facing unit · optional anti-microbial arm cap - add \$292 list GSA Contract SIN ##33721	<table> <tr> <th>Dimensions</th><th>D</th><th>W</th><th>H</th></tr> <tr> <td>Overall</td><td>26</td><td>85 ¾</td><td>34 ½</td></tr> <tr> <td>Seat</td><td>18 ¼</td><td>20/20/41</td><td>18</td></tr> <tr> <td>Arm</td><td></td><td></td><td>27 ½</td></tr> <tr> <th>Upholstery</th><th colspan="3">Shipping</th></tr> <tr> <td>COM Ydg</td><td>5 ¼</td><td>Ctn Wt</td><td>82</td></tr> <tr> <td>COL Sq Ft</td><td>105</td><td>Cu Ft</td><td>58</td></tr> </table>	Dimensions	D	W	H	Overall	26	85 ¾	34 ½	Seat	18 ¼	20/20/41	18	Arm			27 ½	Upholstery	Shipping			COM Ydg	5 ¼	Ctn Wt	82	COL Sq Ft	105	Cu Ft	58	COM \$2,864 A \$2,918 B \$3,024 COL/C \$3,209 D \$3,450 E \$3,687 F \$3,938 G \$4,294 H \$4,676 I \$5,274 J \$5,988 L1 \$4,556 L2 \$4,986
Dimensions	D	W	H																												
Overall	26	85 ¾	34 ½																												
Seat	18 ¼	20/20/41	18																												
Arm			27 ½																												
Upholstery	Shipping																														
COM Ydg	5 ¼	Ctn Wt	82																												
COL Sq Ft	105	Cu Ft	58																												
<b>Two Seat Unit</b> 	<b>LA1292</b> · optional anti-microbial arm cap - add \$219 list GSA Contract SIN ##33721	<table> <tr> <th>Dimensions</th><th>D</th><th>W</th><th>H</th></tr> <tr> <td>Overall</td><td>26</td><td>43 ½</td><td>34 ½</td></tr> <tr> <td>Seat</td><td>18 ¼</td><td>20</td><td>18</td></tr> <tr> <td>Arm</td><td></td><td></td><td>27 ½</td></tr> <tr> <th>Upholstery</th><th colspan="3">Shipping</th></tr> <tr> <td>COM Ydg</td><td>3</td><td>Ctn Wt</td><td>42</td></tr> <tr> <td>COL Sq Ft</td><td>54</td><td>Cu Ft</td><td>30</td></tr> </table>	Dimensions	D	W	H	Overall	26	43 ½	34 ½	Seat	18 ¼	20	18	Arm			27 ½	Upholstery	Shipping			COM Ydg	3	Ctn Wt	42	COL Sq Ft	54	Cu Ft	30	COM \$1,550 A \$1,580 B \$1,642 COL/C \$1,749 D \$1,884 E \$2,020 F \$2,163 G \$2,368 H \$2,585 I \$2,926 J \$3,335 L1 \$2,408 L2 \$2,627
Dimensions	D	W	H																												
Overall	26	43 ½	34 ½																												
Seat	18 ¼	20	18																												
Arm			27 ½																												
Upholstery	Shipping																														
COM Ydg	3	Ctn Wt	42																												
COL Sq Ft	54	Cu Ft	30																												



Description	1 Model	Specifications	List Price Per Grade
<b>Three Seat Unit</b> 	<b>LA1293</b> • optional anti-microbial arm cap - add \$292 list GSA Contract SIN ##33721	<b>Dimensions</b>	COM \$2,235
		Overall 26 64 7/8 34 1/2	A \$2,281
		Seat 18 1/4 20 18	B \$2,372
		Arm 27 1/2	COL/C \$2,532
		<b>Upholstery</b>	D \$2,736
		<b>Shipping</b>	E \$2,940
		COM Ydg 4 1/2 Ctn Wt 60	F \$3,156
		COL Sq Ft 81 Cu Ft 44	G \$3,462
			H \$3,789
			I \$4,301
<b>Four Seat Unit</b> 	<b>LA1294</b> • optional anti-microbial arm cap - add \$365 list GSA Contract SIN ##33721	<b>Dimensions</b>	COM \$2,919
		Overall 26 86 1/8 34 1/2	A \$2,980
		Seat 18 1/4 20 18	B \$3,103
		Arm 27 1/2	COL/C \$3,312
		<b>Upholstery</b>	D \$3,586
		<b>Shipping</b>	E \$3,858
		COM Ydg 6 Ctn Wt 78	F \$4,146
		COL Sq Ft 108 Cu Ft 58	G \$4,554
			H \$4,989
			I \$5,673
<b>Chair/Table/Chair Unit</b> 	<b>LA1295</b> • optional anti-microbial arm cap - add \$292 list • table - optional coordinating wood grain laminate - no upcharge GSA Contract SIN ##33721	<b>Dimensions</b>	COM \$2,086
		Overall 26 64 1/2 34 1/2	A \$2,116
		Seat 18 1/4 20 18	B \$2,178
		Arm 27 1/2	COL/C \$2,283
		<b>Upholstery</b>	D \$2,422
		<b>Shipping</b>	E \$2,555
		COM Ydg 3 Ctn Wt 58	F \$2,699
		COL Sq Ft 54 Cu Ft 44	G \$2,904
			H \$3,121
			I \$3,463

**To Order, Specify:**

- 1 Model Number
- 2 Wood Species - Beech (B) - chairs; Maple (M) - tables
- 3 Wood Finish
- 4 Fabric Selection - vendor, pattern and color
- 5 Optional Anti-Microbial Arm Cap - add \$73 list per arm cap
- 6 Optional Rubber Cushion Nylon Glides - no upcharge; chairs only
- 7 Optional Coordinating Wood Grain Laminate  
Table Tops - no upcharge; tables only. Finishes with an asterisk (\*) have a coordinating laminate available.

When ordering Quickship products, place a "Q" in front of model number.  
Example: QLA1301

**NOW!**  
Need it.  
JSI Quickship

**3 Wood Finish/Color Options:**

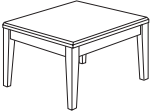
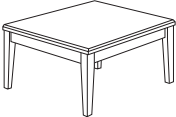

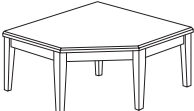
<b>Maple</b>			
CAG	Aged Ash Coordinate	CGR	Graphite Coordinate
ALM	Ale Medium	HRV	Harvest*
AUB	Auburn	CHL	High Line Coordinate
BRL	Barley	CKC	Khaki Coordinate
CBE	Blonde Echo Coordinate	LGC	Legacy
BBM	Bourbon Medium	MCH	Mocha
CBZ	Brazilwood Coordinate	NTD	Night Owl*
BRM	Brighton Medium	COA	Oatmeal Cook Coordinate
BUT	Butterscotch	CPI	Pinnacle Walnut Coordinate
CIN	Cinnamon	PRL	Praline*
CLA	Classic	SAF	Saffron
CCF	Coffee Coordinate	SIE	Sienna*
CLL	Collectors*	CST	Studio Teak Coordinate
CCR	Cremello Coordinate	TOF	Toffee
EAR	Earthy	TRF	Truffle*
ESP	Espresso	VEN	Venetian
FLX	Flax	CVI	Vintage Coordinate
CFL	Florence Walnut Coordinate	CWH	Walnut Heights Coordinate
CFO	Fossil Coordinate	CWE	Weathered Ash Coordinate

- 4 See a selection of graded in fabric manufacturers and patterns on pages 20-28 Contact Customer Service for additional fabric options.

**Specifications**

- Wood species - Maple veneer (tables).
- Top core material is 1 1/8" thick with 45 lb. density industrial grade particle board.
- Face is wood veneer or .050 horizontal grade HPL.
- Backer is bonded to bottom side to ensure balanced construction.
- All tops have internal solid lumber bands with overlay laminate or veneer.



Description	D	W	H	CTN WT	CU FT	① Model	List Price
<b>End Table</b> 	24	24	17	25	4	LA2424ET	\$742
<ul style="list-style-type: none"> <li>· maple veneer top</li> <li>· ships KD</li> </ul> <hr/> GSA Contract SIN ##33721							
<b>End Table</b> 	30	30	17	40	6	LA3030ET	\$868
<ul style="list-style-type: none"> <li>· maple veneer top</li> <li>· ships KD</li> </ul> <hr/> GSA Contract SIN ##33721							
<b>Magazine Table</b> 	20	42	17	45	6	LA2042MT	\$877
<ul style="list-style-type: none"> <li>· maple veneer top</li> <li>· ships KD</li> </ul> <hr/> GSA Contract SIN ##33721							
<b>Corner Table</b> 	36	36	17	50	8	LA3636CT	\$1,022
<ul style="list-style-type: none"> <li>· maple veneer top</li> <li>· ships KD</li> </ul> <hr/> GSA Contract SIN ##33721							

**To Order, Specify:**

- ① Model Number
- ② Wood Species - Beech (B) - chairs; Maple (M) - tables
- ③ Wood Finish
- ④ Fabric Selection - vendor, pattern and color
- ⑤ Optional Anti-Microbial Arm Cap - add \$73 list per arm cap
- ⑥ Optional Rubber Cushion Nylon Glides - no upcharge; chairs only
- ⑦ Optional Coordinating Wood Grain Laminate  
Table Tops - no upcharge; tables only. Finishes with an asterisk (\*) have a coordinating laminate available.

**③ Wood Finish/Color Options:**

Maple			
CAG	Aged Ash Coordinate*	CGR	Graphite Coordinate
ALM	Ale Medium	HRV	Harvest*
AUB	Auburn	CHL	High Line Coordinate
BRL	Barley	CKC	Khaki Coordinate
CBE	Blonde Echo Coordinate	LGC	Legacy
BBM	Bourbon Medium	MCH	Mocha
CBZ	Brazilwood Coordinate	NTO	Night Owl*
BRM	Brighton Medium	COA	Oatmeal Cook Coordinate
BUT	Butterscotch	CPI	Pinnacle Walnut Coordinate
CIN	Cinnamon	PRL	Praline*
CLA	Classic	SAF	Saffron
CCF	Coffee Coordinate	SIE	Sienna*
CLL	Collectors*	CST	Studio Teak Coordinate
CCR	Cremello Coordinate	TOF	Toffee
EAR	Earthy	TRF	Truffle*
ESP	Espresso	VEN	Venetian
FLX	Flax	CVI	Vintage Coordinate
CFL	Florence Walnut Coordinate	CWH	Walnut Heights Coordinate
CFO	Fossil Coordinate	CWE	Weathered Ash Coordinate

- ④ See a selection of graded in fabric manufacturers and patterns on pages 20-28 Contact Customer Service for additional fabric options.

**Specifications**

- Wood species - Maple veneer (tables).
- Top core material is 1 1/8" thick with 45 lb. density industrial grade particle board.
- Face is wood veneer or .050 horizontal grade HPL.
- Backer is bonded to bottom side to ensure balanced construction.
- All tops have internal solid lumber bands with overlay laminate or veneer.

When ordering Quickship products, place a "Q" in front of model number.  
Example: QLA1301

**NOW!**  
Need it.  
JSI Quickship

## Luci Order Check List:



### Specify:

- ☐ 1. Model Number
- ☐ 2. Wood Species - Ash (A) (chairs) or Maple (M) (tables)
- ☐ 3. Wood Finish/Paint Color
- ☐ 4. Fabric Selection - vendor, pattern and color

### Example:

LU721DX | A | AUB | MOMENTUM | VOX | MYSTIC  
(model #) | (wood species) | (finish) | (fabric vendor) | (pattern name) | (pattern color)

#### 1. Model Number

#### 2. Wood Species - Ash (A) (chairs) or Maple (M) (tables)

#### 3. Wood Finish/Color Options:

ALM	Ale Medium	FLX	Flax
AUB	Auburn	HRV	Harvest
BRL	Barley	LGC	Legacy
BBM	Bourbon Medium	MCH	Mocha
BRM	Brighton Medium	NTO	Night Owl
BUT	Butterscotch	PRL	Praline
CIN	Cinnamon	SAF	Saffron
CLA	Classic	SIE	Sienna
CLL	Collectors	TOF	Toffee
EAR	Earthy	TRF	Truffle
ESP	Espresso	VEN	Venetian

#### Paint Color - Add \$36 list per item

BKD	Backdrop	GRV	Greek Villa
BFX	Black Fox	GLF	Gulf Stream
BWH	Bright White	HTB	Heartthrob
CGP	Cargo Pants	NET	Network Gray
CHT	Chatroom	NWH	Nonchalant White
DSY	Daisy	PAR	Paradise
DRG	Daring	QXP	Quixotic Plum
DYN	Dynamo	RBZ	Relic Bronze
ENG	Enigma	SND	Sandbank
FRR	French Roast	STM	Storm
GBY	Georgian Bay	TRC	Tricorn Black

#### 4. Fabric Selection - Please supply the following:

Fabric vendor  
Pattern name  
Pattern color

[For a complete list of JSI Graded-In Fabric click here](#)

*When specifying contrasting upholstery, indicate clearly which upholstery is to be applied to the seat and back. Use higher grade pricing.*

- Indicate direction of fabric - Railroaded or Up the Roll
- Please provide illustration, if available

#### All COM orders must include the following:

- Vendor's name, pattern name and color
- Sample of the fabric attached to order
- Model numbers of items for fabric application
- Special application instructions (e.g., all stripes will be applied front to back unless specified otherwise)
- Customer and purchase order number


Ship prepaid COM  
material to:


JSI  
Attn: COM Dept  
201 East Martin Street  
Receiving B, Dock 71  
Orleans, IN 47452


Application of fabric:  
Railroaded      Up the Roll



All COM orders will ship at standard lead time from receipt of COM except for orders requiring special custom matched finishes.

Description	① Model	Specifications				List Price Per Grade		
<div>Guest Chair</div> <div></div> <div>LU721DX 4-prong base</div>	<div>LU721DX</div> <div>• 360° swivel base</div> <div>• chrome 4-prong base</div> <div>• four 1" x ½" black plastic glides</div> <div>• arm height range is 25 - 31 ½</div> <div>GSA Contract SIN ##33721</div>	Dimensions		D	W	H	COM	\$2,073
		Overall		22 ½	24 ¾	32 ½	A	\$2,093
		Seat		18 ½	19	19	B	\$2,129
		Arm				31 ½	COL/C	\$2,195
		Upholstery		Shipping		D	\$2,277	
		COM Ydg		1 ¾	Ctn Wt	42	E	\$2,359
		COL Sq Ft		32	Cu Ft	16	F	\$2,447
							G	\$2,569
							H	\$2,704
							I	\$2,912
					J	\$3,161		
					L1	\$2,596		
					L2	\$2,729		

Description	D	W	H	CTN WT	CU FT	① Model	List Price
<div>Round Table</div> <div></div> <div>4-prong base</div>	36	36	15 5/8	37	15	LU36RX	\$1,159
	30	30	15 5/8	31	11	LU30RX	\$1,102
	<div><div>· polished aluminum base</div><div>· reverse beveled edge profile</div><div>· 23" base diameter</div></div> <div>GSA Contract SIN ##33721</div>						

<div>Square Table</div> <div></div> <div>4-prong base</div>	36	36	15 5/8	41	15	LU3636SX	\$1,159
	30	30	15 5/8	34	11	LU3030SX	\$1,102
	<div><div>· polished aluminum base</div><div>· reverse beveled edge profile</div><div>· 23" base diameter</div></div>						
<div>GSA Contract SIN ##33721</div>							

To Order, Specify:

- ① Model Number
- ② Wood Species - Ash (A) (chairs), Maple (M) (tables)
- ③ Wood Finish/Paint Color
- ④ Fabric Selection - vendor, pattern and color

③ Wood Finish/Color Options:

Maple			
ALM	Ale Medium	FLX	Flax
AUB	Auburn	HRV	Harvest
BRL	Barley	LGC	Legacy
BBM	Bourbon Medium	MCH	Mocha
BRM	Brighton Medium	NTO	Night Owl
BUT	Butterscotch	PRL	Praline
CIN	Cinnamon	SAF	Saffron
CLA	Classic	SIE	Sienna
CLL	Collectors	TOF	Toffee
EAR	Earthy	TRF	Truffle
ESP	Espresso	VEN	Venetian
Paint Color - Add \$36 list per item			
BKD	Backdrop	GRV	Greek Villa
BFX	Black Fox	GLF	Gulf Stream
BWH	Bright White	HTB	Hearthrob
CGP	Cargo Pants	NET	Network Gray
CHT	Chatroom	NWH	Nonchalant White
DSY	Daisy	PAR	Paradise
DRG	Daring	QXP	Quixotic Plum
DYN	Dynamo	RBZ	Relic Bronze
ENG	Enigma	SND	Sandbank
FRR	French Roast	STM	Storm
GBY	Georgian Bay	TRC	Tricorn Black

Specifications

- Wood species - Ash (A) (chairs), Maple (M) (tables).
- Chairs have a two piece plywood shell.
- Seat and back are upholstered with 1 ¼" high density polyurethane foam.
- Chairs have a 360° swivel.
- Reverse bevel edge on table tops.
- All standard with rubber cushion nylon glides.

- ④ See a selection of graded in fabric manufacturers and patterns on pages 20-28. Contact Customer Service for additional fabric options.

## Mackey Order Check List:



### Specify:

- ☐ 1. Model Number
- ☐ 2. Fabric Selection - vendor, pattern and color
- ☐ 3. Wood Species/Finish/Color
  - A. Maple (M) - no upcharge
  - B. White Oak (WO)- add \$77 list
- ☐ 4. Metal Frame Tier/Color:
  - A. Tier 1 - no upcharge
  - B. Tier 2 - add \$42 list
  - C. Tier 3 - add \$83 list
  - D. Tier 4 - add \$125 list

### Example:

<b>MY24C</b> (model #)	<b>MOMENTUM</b> (fabric vendor)	<b>VOX</b> (pattern name)	<b>MYSTIC</b> (pattern color)	<b>ALE</b> (wood finish)	<b>PEW</b> (metal frame)
---------------------------	------------------------------------	------------------------------	----------------------------------	-----------------------------	-----------------------------

### 1. Model Number

### 2. Fabric Selection - Please supply the following:

Vendor name  
Pattern name  
Pattern color

[For a complete list of JSI Graded-In Fabric click here](#)

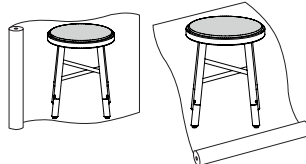
- Indicate direction of fabric - Railroaded or Up the Roll
- Please provide illustration, if available

### All COM orders must include the following:

- Vendor's name, pattern name and color
- Sample of the fabric attached to order
- Model numbers of items for fabric application
- Special application instructions (e.g., all stripes will be applied front to back unless specified otherwise)
- Customer and purchase order number

Ship prepaid COM material to:  
JSI  
Attn: COM Dept  
201 East Martin Street  
Receiving B, Dock 71  
Orleans, IN 47452

Application of fabric:  
Railroaded    Up the Roll



All COM orders will ship at standard lead time from receipt of COM except for orders requiring special custom matched finishes.

### 3. Wood Base/Color Options:

#### Maple (M)

CAG	Aged Ash Coordinate	CGR	Graphite Coordinate
ALM	Ale Medium	HRV	Harvest
AUB	Auburn	HEN	Henna
BRL	Barley	CHL	High Line Coordinate
CBE	Blonde Echo Coordinate	HNY	Honey
BBM	Bourbon Medium	CKC	Khaki Coordinate
CBZ	Brazilwood Coordinate	HNY	Honey
BRM	Brighton Medium	LGC	Legacy
BRW	Brownie	MCH	Mocha
BUT	Butterscotch	NTO	Night Owl
CAN	Canyon	NUT	Nut Brown
CIN	Cinnamon	COA	Oatmeal Cookie Coordinat
CIT	Citron	CPI	Pinnacle Walnut Coordinate
CLA	Classic	PRL	Praline
CCF	Coffee Coordinate	SAF	Saffron
CLL	Collectors	SIE	Sienna
CCR	Cremello Coordinate	CST	Studio Teak Coordinate
DES	Desert	TOF	Toffee
EAR	Earthy	TRF	Truffle
ECU	Ecru	VEN	Venetian
ESP	Espresso	CVI	Vintage Coordinate
FLX	Flax	CWH	Walnut Heights Coordinate
CFL	Florence Walnut Coordinate	CWE	Weathered Ash Coordinate
CFO	Fossil Coordinate		

3. Wood Finish/Color: (cont)
- White Oak (WO), add \$77 list
- |     |          |
|-----|----------|
| ACR | Acorn    |
| BUF | Buff     |
| BUR | Burlap   |
| CHE | Chestnut |
| INK | Inkwell  |

- |     |           |
|-----|-----------|
| POR | Porter    |
| RYE | Rye       |
| SAD | Saddle    |
| WWO | Whitewash |

4. Metal Frame Tier/Color:

Tier 1:

- |     |             |     |     |
|-----|-------------|-----|-----|
| MBK | Matte Black | RML | Raw |
|-----|-------------|-----|-----|

Tier 2: add \$42 list

- |     |               |     |              |
|-----|---------------|-----|--------------|
| ASL | Arctic Silver | BWH | Bright White |
| PEW | Pewter        | SNK | Soft Nickel  |

Tier 3: add \$83 list

- |     |                         |     |                         |
|-----|-------------------------|-----|-------------------------|
| CAR | Carmine Red (RAL3002)   | SPB | Sapphire Blue (RAL4007) |
| LGR | Leaf Green (RAL6002)    | TBL | Traffic Blue (RAL5017)  |
| PPV | Purple Violet (RAL4007) | ZYL | Zinc Yellow (RAL1018)   |
| SIG | Signal Orange (RAL2010) |     |                         |

Tier 4: add \$125 list

- |     |                          |     |                            |
|-----|--------------------------|-----|----------------------------|
| BRD | Beige Red (RAL3012)      | SGR | Signal Green (RAL6032)     |
| COP | Copper Brown (RAL8004)   | SGY | Silk Grey (RAL7044)        |
| HYL | Honey Yellow (RAL1005)   | SKY | Sky Blue(RAL5015)          |
| MTQ | Mint Turquoise (RAL6033) | TQP | Turquoise Pastel (RAL6034) |
| OGR | Olive Green (RAL6003)    | TRD | Traffic Red (RAL3020)      |
| QZG | Quartz Grey (RAL7039)    | MHB | Mahogany Brown (RAL8016)   |
| SAL | Salmon Orange (RAL2012)  |     |                            |

Specifications:

- Powder coat or raw metal frame.
- Metal stretcher rails.
- 1 1/4" solid maple or white oak seat.
- 4" solid maple or white oak foot with exposed bolts.
- 3/4" upholstered seat pad.
- Metal nail in glide.


## Description

## ① Model

## Specifications

## List Price Per Grade

## Barstool

MY30A  
wood seatMY30C  
uph. seat pad

## MY30A

## MY30C - Uph. Pad

- tiered pricing for metal finish options, see pg 107
- 4" wood foot with exposed bolts
- metal stretcher rails on sides and front and back

GSA contract SIN #33721

Dimensions	D	W	H
Overall	19 ½	19 ½	30
Seat	16	16	30
Upholstery		Shipping	
COM Ydg	½	Ctn Wt	17
COL Sq Ft	14	Cu Ft	12

Wood Seat	\$649
COM	\$718
A	\$724
B	\$736
COL/C	\$755
D	\$781
E	\$806
F	\$846
G	\$889
H	\$934
I	\$1,006
J	\$1,091
L1	\$966
L2	\$1,034

## Counter Height Stool

MY24A  
wood seatMY24C  
uph. seat pad

## MY24A

## MY24C - Uph. Pad

- tiered pricing for metal finish options, see pg 107
- 4" wood foot with exposed bolts
- metal stretcher rails on sides and front and back

GSA contract SIN #33721

Dimensions	D	W	H
Overall	19 ½	19 ½	24
Seat	16	16	24
Upholstery		Shipping	
COM Ydg	½	Ctn Wt	17
COL Sq Ft	14	Cu Ft	12

Wood Seat	\$649
COM	\$718
A	\$724
B	\$736
COL/C	\$755
D	\$781
E	\$806
F	\$846
G	\$889
H	\$934
I	\$1,006
J	\$1,091
L1	\$966
L2	\$1,034

## Seated Height Stool

MY17A  
wood seatMY17C  
uph. seat pad

## MY17A

## MY17C - Uph. Pad

- tiered pricing for metal finish options, see pg 107
- 4" wood foot with exposed bolts
- cross rails

GSA contract SIN #33721

Dimensions	D	W	H
Overall	19 ½	19 ½	17
Seat	16	16	17
Upholstery		Shipping	
COM Ydg	½	Ctn Wt	17
COL Sq Ft	14	Cu Ft	12

Wood Seat	\$627
COM	\$700
A	\$705
B	\$716
COL/C	\$737
D	\$762
E	\$788
F	\$828
G	\$870
H	\$916
I	\$987
J	\$1,073
L1	\$947
L2	\$1,015

## To Order, Specify:

## ① Model Number

## ② Fabric Selection - vendor, pattern and color

## ③ Wood Species/Finish/Color

## ④ Metal Frame Tier/Color

② See a selection of graded in fabric manufacturers and patterns on pages 20-28. Contact Customer Service for additional fabric options.

## ③ Wood Species/Finish/Color

Maple (M), standard

White Oak (WO), add \$77 list

## ③ Wood Finish/Color Options:

## Maple (M)

CAG	Aged Ash Coordinate
ALM	Ale Medium
AUB	Auburn
BRL	Barley
CBE	Blonde Echo Coordinate
BBM	Bourbon Medium
CBZ	Brazilwood Coordinate
BRW	Brownie
BRM	Brighton Medium
BUT	Butterscotch
CAN	Canyon
CIN	Cinnamon
CIT	Citron
CLA	Classic
CCF	Coffee Coordinate
CLL	Collectors
CCR	Cremello Coordinate
DES	Desert
EAR	Earthy
ECU	Ecrú
ESP	Espresso
FLX	Flax
CFL	Florence Walnut Coordinate

CFO	Fossil Coordinate
CGR	Graphite Coordinate
HRV	Harvest
HEN	Henna
CHL	High Line Coordinate
HNY	Honey
CKC	Khaki Coordinate
LGC	Legacy
MCH	Mocha
NTO	Night Owl
NUT	Nut Brown
COA	Oatmeal Cook Coordinate
CPI	Pinnacle Walnut Coordinate
PRL	Praline
SAF	Saffron
SIE	Sienna
CST	Studio Teak Coordinate
TOF	Toffee
TRF	Truffle
VEN	Venetian
CVI	Vintage Coordinate
CWH	Walnut Heights Coordinate
CWE	Weathered Ash Coordinate

## White Oak (WO), add \$75 list

ACR	Acorn	POR	Porter
BUF	Buff	RYE	Rye
BUR	Burlap	SAD	Saddle
CHE	Chestnut	WWO	Whitewash
INK	Inkwell		

## ④ Metal Base Finish Options:

Tier 1:		Tier 2: Add \$42 list	
MBK	Matte Black	ASL	Arctic Silver
RML	Raw	BWH	Bright White
		PEW	Pewter
		SNK	Soft Nickel

Tier 3: Add \$83 list		Tier 4: Add \$125 list	
CAR	Carmine Red	BRD	Beige Red
LGR	Leaf Green	COP	Copper Brown
PPB	Purple Violet	HYL	Honey Yellow
SIG	Signal Orange	MTQ	Mint Turquoise
SPB	Sapphire Blue	OGR	Olive Green
TBL	Traffic Blue	QZG	Quartz Grey
ZYL	Zinc Yellow	SAL	Salmon Orange
		SGR	Signal Green
		TQY	Silk Grey
		SGY	Turquoise Pastel
		TRD	Traffic Red
		MHB	Mahogany Brown

Madison Order Check List:



**Specify:**

☐ 1. Model Number

☐ 2. Wood Species - Maple (M)

☐ 3. Wood Base/Arm Detail Finish

☐ 4. Fabric Selection - vendor, pattern and color

☐ 5. Optional Black Pneumatic or Mechanical Jury Base - add \$175 list; wood base standard

☐ 6. Optional Knee-Tilt - add \$116 list

☐ 7. Optional Black Antique Trim Nails - no upcharge  
(Replaces standard antique brass trim nails)

☐ 6. Optional Plastic Bumper Guard - add \$21 list

**Example:**

<b>MA1500F</b> (model #)	<b>M</b> (wood species)	<b>AUB</b> (finish) wood base/arm detail	<b>MOMENTUM</b> (fabric vendor)	<b>VOX</b> (pattern name)	<b>MYSTIC</b> (pattern color)
-----------------------------	----------------------------	--	------------------------------------	------------------------------	----------------------------------

**1. Model Number**

---

**2. Wood Species - Maple (M)**

---

**3. Wood Base/Arm Detail Finish Options:**

CAG	Aged Ash Coordinate	CGR	Graphite Coordinate
ALM	Ale Medium	HRV	Harvest
AUB	Auburn	CHL	High Line Coordinate
BRL	Barley	CKC	Khaki Coordinate
CBE	Blonde Echo Coordinate	LGC	Legacy
BBM	Bourbon Medium	MCH	Mocha
CBZ	Brazilwood Coordinate	NTO	Night Owl
BRM	Brighton Medium	COA	Oatmeal Cookie Coordinate
BUT	Butterscotch	CPI	Pinnacle Walnut Coordinate
CIN	Cinnamon	PRL	Praline
CLA	Classic	SAF	Saffron
CCF	Coffee Coordinate	SIE	Sienna
CLL	Collectors	CST	Studio Teak Coordinate
CCR	Cremello Coordinate	TOF	Toffee
EAR	Earthy	TRF	Truffle
ESP	Espresso	VEN	Venetian
FLX	Flax	CVI	Vintage Coordinate
CFL	Florence Walnut Coordinate	CWH	Walnut Heights Coordinate
CFO	Fossil Coordinate	CWE	Weathered Ash Coordinate

**4. Fabric Selection** - Please supply the following:  
Fabric vendor  
Pattern name  
Pattern color

[For a complete list of JSI Graded-In Fabric click here](#)

When specifying contrasting upholstery, indicate clearly which upholstery is to be applied to the seat, back and arms. Use higher grade pricing.


- Indicate direction of fabric - Railroaded or Up the Roll
- Please provide illustration, if available


**All COM orders must include the following:**

- Vendor's name, pattern name and color
- Sample of the fabric attached to order
- Model numbers of items for fabric application
- Special application instructions (e.g., all stripes will be applied front to back unless specified otherwise)
- Customer and purchase order number

Ship prepaid COM material to:  
JSI  
Attn: COM Dept  
201 East Martin Street  
Receiving B, Dock 71  
Orleans, IN 47452


Application of fabric:  
Railroaded      Up the Roll






All COM orders will ship at standard lead time from receipt of COM except for orders requiring special custom matched finishes.

**5. Base Black Jury Base** - add \$175 list



Pneumatic lift-  
NOT self-centering -  
Standard



Mechanical  
self-centering lift -  
MUST BE SPECIFIED

**6. Optional Knee-Tilt** - add \$116 list

---

**7. Optional Black Antique Trim Nails** - no upcharge  
(Replaces standard antique brass trim nails)

---

**8. Optional Plastic Bumper Guard** - add \$21 list

---

106

MADISON







## Description

## 1 Model

## Specifications

## List Price Per Grade

## Executive Swivel

NOW!



## MA1530F

- plain seat and back
- upholstered arm rest
- overall height range is 40 ½ - 44
- seat height range is 19 - 22 ½
- arm height range is 25 ½ - 29
- jury base not available on JSI Quickship program

GSA Contract SIN ##33721

Dimensions	D	W	H
Overall	25	26 ½	44
Seat	18 ½	21 ½	22 ½
Arm			29
Upholstery		Shipping	
COM Ydg	2 ½	Ctn Wt	58
COL Sq Ft	45	Cu Ft	15

COM	\$1,404
A	\$1,427
B	\$1,478
COL/C	\$1,566
D	\$1,676
E	\$1,788
F	\$1,906
G	\$2,075
H	\$2,253
I	\$2,533
J	\$2,869
L1	\$2,108
L2	\$2,287

## Executive Swivel with Trim Nails

NOW!



## MA1530J

- plain seat and back
- Antique Brass trim nails
- upholstered arm rest
- overall height range is 40 ½ - 44
- seat height range is 19 - 22 ½
- arm height range is 25 ½ - 29
- jury base not available on JSI Quickship program

GSA Contract SIN ##33721

Dimensions	D	W	H
Overall	25	26 ½	44
Seat	18 ½	21 ½	22 ½
Arm			29
Upholstery		Shipping	
COM Ydg	2 ½	Ctn Wt	58
COL Sq Ft	45	Cu Ft	15

COM	\$1,524
A	\$1,549
B	\$1,599
COL/C	\$1,687
D	\$1,798
E	\$1,910
F	\$2,027
G	\$2,196
H	\$2,374
I	\$2,654
J	\$2,990
L1	\$2,229
L2	\$2,409

## Executive Swivel

NOW!



## MA1500G

- fold tufted back
- plain seat
- upholstered arm cap
- overall height range is 40 ½ - 44
- seat height range is 19 - 22 ½
- arm height range is 25 ½ - 29
- jury base not available on JSI Quickship program

GSA Contract SIN ##33721

Dimensions	D	W	H
Overall	25	26 ½	44
Seat	18 ½	21 ½	22 ½
Arm			29
Upholstery		Shipping	
COM Ydg	3	Ctn Wt	58
COL Sq Ft	54	Cu Ft	15

COM	\$1,419
A	\$1,449
B	\$1,509
COL/C	\$1,615
D	\$1,749
E	\$1,882
F	\$2,024
G	\$2,226
H	\$2,439
I	\$2,775
J	\$3,179
L1	\$2,266
L2	\$2,481

## Executive Swivel with Trim Nails

NOW!




## MA1500K

- fold tufted back
- plain seat
- upholstered arm cap
- Antique Brass trim nails
- overall height range is 40 ½ - 44
- seat height range is 19 - 22 ½
- arm height range is 25 ½ - 29
- jury base not available on JSI Quickship program


GSA Contract SIN ##33721

Dimensions	D	W	H
Overall	25	26 ½	44
Seat	18 ½	21 ½	22 ½
Arm			29
Upholstery		Shipping	
COM Ydg	3	Ctn Wt	58
COL Sq Ft	54	Cu Ft	15

COM	\$1,522
A	\$1,551
B	\$1,611
COL/C	\$1,716
D	\$1,850
E	\$1,984
F	\$2,125
G	\$2,327
H	\$2,541
I	\$2,877
J	\$3,279
L1	\$2,367
L2	\$2,582

Description	1 Model	Specifications			List Price Per Grade		
<div>Executive Swivel</div> <div><div>Now!</div></div>	<div>MA1530G</div> <div><div><div>• fold tufted back</div><div>• plain seat</div><div>• upholstered arm rest</div><div>• overall height range is 40 ½ – 44</div><div>• seat height range is 19 – 22 ½</div><div>• arm height range is 25 ½ – 29</div><div>• jury base not available on JSI Quickship program</div></div></div> <div>GSA Contract SIN ##33721</div>	Dimensions	D	W	H	COM	\$1,536
		Overall	25	26 ½	44	A	\$1,567
		Seat	18 ½	21 ½	22 ½	B	\$1,626
		Arm			29	COL/C	\$1,730
		Upholstery		Shipping		D	\$1,865
		COM Ydg	3	Ctn Wt	58	E	\$1,998
		COL Sq Ft	54	Cu Ft	15	F	\$2,140
						G	\$2,341
						H	\$2,556
						I	\$2,893
				J	\$3,295		
				L1	\$2,383		
				L2	\$2,596		

Executive Swivel with Trim Nails



MA1530K

- fold tufted back
- plain seat
- upholstered arm rest
- Antique Brass trim nails
- overall height range is 40 ½ - 44
- seat height range is 19 - 22 ½
- arm height range is 25 ½ - 29
- jury base not available on JSI Quickship program

GSA Contract SIN ##33721

Dimensions	D	W	H
Overall	25	26 ½	44
Seat	18 ½	21 ½	22 ½
Arm	29		
Upholstery	Shipping		
COM Ydg	3	Ctn Wt	58
COL Sq Ft	54	Cu Ft	15

COM \$1,638

A \$1,668

B \$1,728

COL/C \$1,834

D \$1,966

E \$2,102

F \$2,242

G \$2,444

H \$2,657

I \$2,994

J \$3,397

L1 \$2,484

L2 \$2,699

### To Order, Specify:

- 1 Model Number
- 2 Wood Species - Maple (M)
- 3 Wood Base/Arm Detail Finish
- 4 Fabric Selection - vendor, pattern and color
- 5 Optional Black Jury Base - add \$175 list; wood base standard (self-centering manual available - specify when ordering)
- 6 Optional Knee-Tilt - add \$116 list
- 7 Optional Black Antique Trim Nails - replaces standard antique brass - no upcharge
- 8 Optional Plastic Bumper Guard - add \$21 list

When ordering Quickship products, place a "Q" in front of model number.  
Example: QMA1530G

*Need it.*  
JSI Quickship

### 3 Wood Finish/Color Options:

Maple		
CAG Aged Ash Coordinate	CGR Graphite Coordinate	
ALM Ale Medium	HRV Harvest	
AUB Auburn	CHL High Line Coordinate	
BRL Barley	CKC Khaki Coordinate	
CBE Blonde Echo Coordinate	LGC Legacy	
BBM Bourbon Medium	MCH Mocha	
CBZ Brazilwood Coordinate	NTD Night Owl	
BRM Brighton Medium	COA Oatmeal Cook Coordinate	
BUT Butterscotch	CPI Pinnacle Walnut Coordinate	
CIN Cinnamon	PRL Praline	
CLA Classic	SAF Saffron	
CCF Coffee Coordinate	SIE Sienna	
CLL Collectors	CST Studio Teak Coordinate	
CCR Cremello Coordinate	TOF Toffee	
EAR Earthy	TRF Truffle	
ESP Espresso	VEN Venetian	
FLX Flax	CVI Vintage Coordinate	
CFL Florence Walnut Coordinate	CWH Walnut Heights Coordinate	
CFO Fossil Coordinate	CWE Weathered Ash Coordinate	

- 4 See a selection of graded in fabric manufacturers and patterns on pages 20-28 Contact Customer Service for additional fabric options.

### Specifications

- Wood species - Maple.
- Seat has synthetic sheet webbing and 3" polyurethane foam.
- Back has polypropylene webbing and 2" polyurethane foam.
- Arms have 1 ½" polyurethane foam.
- Swivels revolve, tilt, a wood base with antique brass hood over dual wheel casters and a pneumatic lift.
- Mortise and tenon construction with corner blocks, glue and screws.

Madison Order Check List:



Specify:

- ☐ 1. Model Number
- ☐ 2. Wood Species - Maple (M)
- ☐ 3. Wood Leg/Arm Detail Finish
- ☐ 4. Fabric Selection - vendor, pattern and color
- ☐ 5. Optional Black Antique Trim Nails - no upcharge (Replaces standard antique brass trim nails)
- ☐ 6. Optional Casters - add \$103 list; specify color
- ☐ 7. Optional Rubber Cushion Nylon Glides - no upcharge

Example:

MA1501F	M	AUB	MOMENTUM	VOX	MYSTIC
(model #)	(wood species)	(finish)	(fabric vendor)	(pattern name)	(pattern color)
		wood leg/arm detail			

1. Model Number

2. Wood Species - Maple (M)

3. Wood Leg/Arm Detail Finish Options:

CAG	Aged Ash Coordinate	CGR	Graphite Coordinate
ALM	Ale Medium	HRV	Harvest
AUB	Auburn	CHL	High Line Coordinate
BRL	Barley	CKC	Khaki Coordinate
CBE	Blonde Echo Coordinate	LGC	Legacy
BBM	Bourbon Medium	MCH	Mocha
CBZ	Brazilwood Coordinate	NTO	Night Owl
BRM	Brighton Medium	COA	Oatmeal Cookie Coordinate
BUT	Butterscotch	CPI	Pinnacle Walnut Coordinate
CIN	Cinnamon	PRL	Praline
CLA	Classic	SAF	Saffron
CCF	Coffee Coordinate	SIE	Sienna
CLL	Collectors	CST	Studio Teak Coordinate
CCR	Cremello Coordinate	TOF	Toffee
EAR	Earthy	TRF	Truffle
ESP	Espresso	VEN	Venetian
FLX	Flax	CVI	Vintage Coordinate
CFL	Florence Walnut Coordinate	CWH	Walnut Heights Coordinate
CFO	Fossil Coordinate	CWE	Weathered Ash Coordinate

4. Fabric Selection - Please supply the following:

- Fabric vendor
- Pattern name
- Pattern color

For a complete list of JSI Graded-In Fabric click here

When specifying contrasting upholstery, indicate clearly which upholstery is to be applied to the seat, back and arms. Use higher grade pricing.

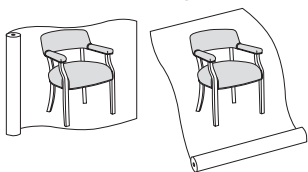
- Indicate direction of fabric - Railroaded or Up the Roll
- Please provide illustration, if available

All COM orders must include the following:

- Vendor's name, pattern name and color
- Sample of the fabric attached to order
- Model numbers of items for fabric application
- Special application instructions (e.g., all stripes will be applied front to back unless specified otherwise)
- Customer and purchase order number

Ship prepaid COM material to:  
JSI  
Attn: COM Dept  
201 East Martin Street  
Receiving B, Dock 71  
Orleans, IN 47452

Application of fabric:  
Railroaded      Up the Roll



All COM orders will ship at standard lead time from receipt of COM except for orders requiring special custom matched finishes.

5. Optional Black Antique Trim Nails - no upcharge (Replaces standard antique brass trim nails)

6. Optional Casters - add \$99 list; specify color.

- Color:
- Black
  - Antique Brass

7. Optional Rubber Cushion Nylon Glides - no upcharge



## Description

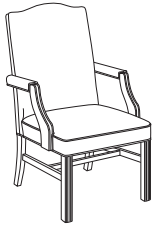
## 1 Model

## Specifications

## List Price Per Grade

## Guest Chair with Trim Nails

NOW!



## MA1531J

- plain seat and back
- upholstered arm rest
- Antique Brass trim nails

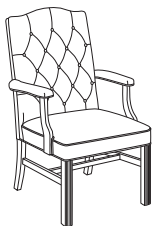
GSA Contract SIN # #33721

Dimensions	D	W	H
Overall	27 ½	26 ½	40 ½
Seat	18 ½	21	18 ¾
Arm			25 ½
Upholstery	Shipping		
COM Ydg	2 ½	Ctn Wt	37
COL Sq Ft	45	Cu Ft	15

COM	\$1,166
A	\$1,192
B	\$1,242
COL/C	\$1,328
D	\$1,440
E	\$1,551
F	\$1,669
G	\$1,838
H	\$2,016
I	\$2,297
J	\$2,630
L1	\$1,871
L2	\$2,050

## Guest Chair

NOW!



## MA1501G

- fold tufted back
- plain seat
- upholstered arm cap


GSA Contract SIN # #33721

Dimensions	D	W	H
Overall	27 ½	26 ½	40 ½
Seat	18 ½	21	18 ¾
Arm			25 ½
Upholstery	Shipping		
COM Ydg	3	Ctn Wt	37
COL Sq Ft	54	Cu Ft	15

COM	\$1,049
A	\$1,078
B	\$1,138
COL/C	\$1,243
D	\$1,379
E	\$1,510
F	\$1,653
G	\$1,854
H	\$2,068
I	\$2,402
J	\$2,807
L1	\$1,894
L2	\$2,109

## Guest Chair with Trim Nails

NOW!



## MA1501K

- fold tufted back
- plain seat
- upholstered arm cap
- Antique Brass trim nails


GSA Contract SIN # #33721

Dimensions	D	W	H
Overall	27 ½	26 ½	40 ½
Seat	18 ½	21	18 ¾
Arm			25 ½
Upholstery	Shipping		
COM Ydg	3	Ctn Wt	37
COL Sq Ft	54	Cu Ft	15

COM	\$1,153
A	\$1,183
B	\$1,243
COL/C	\$1,348
D	\$1,481
E	\$1,616
F	\$1,758
G	\$1,959
H	\$2,172
I	\$2,509
J	\$2,911
L1	\$1,998
L2	\$2,214

## Guest Chair

NOW!




## MA1531G


- fold tufted back
- plain seat
- upholstered arm rest


GSA Contract SIN # #33721

Dimensions	D	W	H
Overall	27 ½	26 ½	40 ½
Seat	18 ½	21	18 ¾
Arm			25 ½
Upholstery	Shipping		
COM Ydg	3	Ctn Wt	37
COL Sq Ft	54	Cu Ft	15

COM	\$1,185
A	\$1,214
B	\$1,274
COL/C	\$1,380
D	\$1,512
E	\$1,647
F	\$1,788
G	\$1,990
H	\$2,203
I	\$2,540
J	\$2,942
L1	\$2,029
L2	\$2,244

Description	1 Model	Specifications	List Price Per Grade
<b>Guest Chair with Trim Nails</b> 	<b>MA1531K</b> • fold tufted back • plain seat • upholstered arm rest • Antique Brass trim nails  GSA Contract SIN ##33721	<b>Dimensions</b>	COM \$1,288
		Overall 27 ½ 26 ½ 40 ½	A \$1,319
		Seat 18 ½ 21 18 ¾	B \$1,380
		Arm 25 ½	COL/C \$1,482
		<b>Upholstery</b>	D \$1,618
		<b>Shipping</b>	E \$1,751
		COM Ydg 3 Ctn Wt 37	F \$1,893
		COL Sq Ft 54 Cu Ft 15	G \$2,094
			H \$2,307
			I \$2,644
			J \$3,046
			L1 \$2,134
			L2 \$2,349

<b>Guest Chair</b> 	<b>MA1533F</b> • plain seat and back • armless  GSA Contract SIN ##33721	<b>Dimensions</b>	COM \$875
		Overall 27 ½ 20 ½ 40 ½	A \$895
		Seat 18 ½ 21 18 ¾	B \$929
		<b>Upholstery</b>	COL/C \$990
		<b>Shipping</b>	D \$1,068
		COM Ydg 2 ½ Ctn Wt 34	E \$1,146
		COL Sq Ft 50 Cu Ft 15	F \$1,229
			G \$1,345
			H \$1,472
			I \$1,667
			J \$1,901
			L1 \$1,368
			L2 \$1,496

<b>Guest Chair with Trim Nails</b> 	<b>MA1533J</b> • plain seat and back • armless • Antique Brass trim nails  GSA Contract SIN ##33721	<b>Dimensions</b>	COM \$994
		Overall 27 ½ 20 ½ 40 ½	A \$1,011
		Seat 18 ½ 21 18 ¾	B \$1,046
		<b>Upholstery</b>	COL/C \$1,106
		<b>Shipping</b>	D \$1,186
		COM Ydg 2 ½ Ctn Wt 34	E \$1,264
		COL Sq Ft 50 Cu Ft 15	F \$1,347
			G \$1,464
			H \$1,590
			I \$1,785
			J \$2,018
			L1 \$1,485
			L2 \$1,611

### To Order, Specify:

- 1 Model Number
- 2 Wood Species - Maple (M)
- 3 Wood Leg/Arm Detail Finish
- 4 Fabric Selection - vendor, pattern and color
- 5 Optional Black Antique Trim Nails - no upcharge  
(Replaces standard antique brass trim nails)
- 6 Optional Casters - add \$107 list; specify color
- 7 Optional Rubber Cushion Nylon Glides - no upcharge

### 3 Wood Finish/Color Options:

Maple	
CAG Aged Ash Coordinate	CGR Graphite Coordinate
ALM Ale Medium	HRV Harvest
AUB Auburn	CHL High Line Coordinate
BRL Barley	CKC Khaki Coordinate
CBE Blonde Echo Coordinate	LGC Legacy
BBM Bourbon Medium	MCH Mocha
CBZ Brazilwood Coordinate	NTO Night Owl
BRM Brighton Medium	COA Oatmeal Cook Coordinate
BUT Butterscotch	CPI Pinnacle Walnut Coordinate
CIN Cinnamon	PRL Praline
CLA Classic	SAF Saffron
CCF Coffee Coordinate	SIE Sienna
CLL Collectors	CST Studio Teak Coordinate
CCR Cremello Coordinate	TOF Toffee
EAR Earthy	TRF Truffle
ESP Espresso	VEN Venetian
FLX Flax	CVI Vintage Coordinate
CFL Florence Walnut Coordinate	CWH Walnut Heights Coordinate
CFO Fossil Coordinate	CWE Weathered Ash Coordinate





- 4 See a selection of graded in fabric manufacturers and patterns on pages 20-28 Contact Customer Service for additional fabric options.

### Specifications


- Wood species - Maple.
- Seat has synthetic sheet webbing and 3" polyurethane foam.
- Back has polypropylene webbing and 2" polyurethane foam.
- Arms have 1 ½" polyurethane foam.
- Mortise and tenon construction with corner blocks, glue and screws.
- Standard with rubber cushion metal glides.

When ordering Quickship products, place a "Q" in front of model number.  
Example: QMA1530G

**Need it.**  
JSI Quickship


Description	1 Model	Specifications	List Price Per Grade																												
<b>Guest Chair</b> 	<b>MA1533G</b> · fold tufted back · plain seat · armless  GSA Contract SIN ##33721	<table> <tr> <th>Dimensions</th><th>D</th><th>W</th><th>H</th></tr> <tr> <td>Overall</td><td>27 ½</td><td>20 ½</td><td>40 ½</td></tr> <tr> <td>Seat</td><td>18 ½</td><td>21</td><td>18 ¾</td></tr> <tr> <th>Upholstery</th><th colspan="3">Shipping</th></tr> <tr> <td>COM Ydg</td><td>3</td><td>Ctn Wt</td><td>34</td></tr> <tr> <td>COL Sq Ft</td><td>60</td><td>Cu Ft</td><td>15</td></tr> </table>	Dimensions	D	W	H	Overall	27 ½	20 ½	40 ½	Seat	18 ½	21	18 ¾	Upholstery	Shipping			COM Ydg	3	Ctn Wt	34	COL Sq Ft	60	Cu Ft	15	COM \$1,011 A \$1,034 B \$1,078 COL/C \$1,159 D \$1,258 E \$1,358 F \$1,466 G \$1,616 H \$1,776 I \$2,028 J \$2,330 L1 \$1,646 L2 \$1,807				
Dimensions	D	W	H																												
Overall	27 ½	20 ½	40 ½																												
Seat	18 ½	21	18 ¾																												
Upholstery	Shipping																														
COM Ydg	3	Ctn Wt	34																												
COL Sq Ft	60	Cu Ft	15																												
<b>Guest Chair with Trim Nails</b> 	<b>MA1533K</b> · fold tufted back · plain seat · armless · Antique Brass trim nails  GSA Contract SIN ##33721	<table> <tr> <th>Dimensions</th><th>D</th><th>W</th><th>H</th></tr> <tr> <td>Overall</td><td>27 ½</td><td>20 ½</td><td>40 ½</td></tr> <tr> <td>Seat</td><td>18 ½</td><td>21</td><td>18 ¾</td></tr> <tr> <th>Upholstery</th><th colspan="3">Shipping</th></tr> <tr> <td>COM Ydg</td><td>3</td><td>Ctn Wt</td><td>34</td></tr> <tr> <td>COL Sq Ft</td><td>60</td><td>Cu Ft</td><td>15</td></tr> </table>	Dimensions	D	W	H	Overall	27 ½	20 ½	40 ½	Seat	18 ½	21	18 ¾	Upholstery	Shipping			COM Ydg	3	Ctn Wt	34	COL Sq Ft	60	Cu Ft	15	COM \$1,116 A \$1,138 B \$1,183 COL/C \$1,263 D \$1,362 E \$1,464 F \$1,570 G \$1,721 H \$1,881 I \$2,133 J \$2,435 L1 \$1,750 L2 \$1,911				
Dimensions	D	W	H																												
Overall	27 ½	20 ½	40 ½																												
Seat	18 ½	21	18 ¾																												
Upholstery	Shipping																														
COM Ydg	3	Ctn Wt	34																												
COL Sq Ft	60	Cu Ft	15																												
<b>Guest Chair</b> 	<b>MA1561F</b> · plain seat and back  GSA Contract SIN ##33721	<table> <tr> <th>Dimensions</th><th>D</th><th>W</th><th>H</th></tr> <tr> <td>Overall</td><td>25 ¼</td><td>24 ½</td><td>30</td></tr> <tr> <td>Seat</td><td>20 ¼</td><td>18 ¼</td><td>19</td></tr> <tr> <td>Arm</td><td></td><td></td><td>25</td></tr> <tr> <th>Upholstery</th><th colspan="3">Shipping</th></tr> <tr> <td>COM Ydg</td><td>2</td><td>Ctn Wt</td><td>32</td></tr> <tr> <td>COL Sq Ft</td><td>36</td><td>Cu Ft</td><td>14</td></tr> </table>	Dimensions	D	W	H	Overall	25 ¼	24 ½	30	Seat	20 ¼	18 ¼	19	Arm			25	Upholstery	Shipping			COM Ydg	2	Ctn Wt	32	COL Sq Ft	36	Cu Ft	14	COM \$703 A \$721 B \$760 COL/C \$832 D \$923 E \$1,010 F \$1,104 G \$1,238 H \$1,382 I \$1,606 J \$1,874 L1 \$1,266 L2 \$1,409
Dimensions	D	W	H																												
Overall	25 ¼	24 ½	30																												
Seat	20 ¼	18 ¼	19																												
Arm			25																												
Upholstery	Shipping																														
COM Ydg	2	Ctn Wt	32																												
COL Sq Ft	36	Cu Ft	14																												
<b>Guest Chair with Trim Nails</b> 	<b>MA1561J</b> · plain seat and back · Antique Brass trim nails  GSA Contract SIN ##33721	<table> <tr> <th>Dimensions</th><th>D</th><th>W</th><th>H</th></tr> <tr> <td>Overall</td><td>25 ¼</td><td>24 ½</td><td>30</td></tr> <tr> <td>Seat</td><td>20 ¼</td><td>18 ¼</td><td>19</td></tr> <tr> <td>Arm</td><td></td><td></td><td>25</td></tr> <tr> <th>Upholstery</th><th colspan="3">Shipping</th></tr> <tr> <td>COM Ydg</td><td>2</td><td>Ctn Wt</td><td>32</td></tr> <tr> <td>COL Sq Ft</td><td>36</td><td>Cu Ft</td><td>14</td></tr> </table>	Dimensions	D	W	H	Overall	25 ¼	24 ½	30	Seat	20 ¼	18 ¼	19	Arm			25	Upholstery	Shipping			COM Ydg	2	Ctn Wt	32	COL Sq Ft	36	Cu Ft	14	COM \$762 A \$783 B \$823 COL/C \$894 D \$982 E \$1,072 F \$1,166 G \$1,299 H \$1,442 I \$1,667 J \$1,934 L1 \$1,327 L2 \$1,471
Dimensions	D	W	H																												
Overall	25 ¼	24 ½	30																												
Seat	20 ¼	18 ¼	19																												
Arm			25																												
Upholstery	Shipping																														
COM Ydg	2	Ctn Wt	32																												
COL Sq Ft	36	Cu Ft	14																												



Description	1 Model	Specifications			List Price Per Grade		
<div>Guest Chair</div> <div><div>Now!</div></div>	<div>MA1563F</div> <div><div>· plain seat and back</div><div>· Antique Brass casters</div></div> <div>GSA Contract SIN ##33721</div>	Dimensions	D	W	H	COM	\$817
		Overall	25 ¼	24 ½	30	A	\$838
		Seat	20 ¼	18 ¼	19	B	\$877
		Arm			25	COL/C	\$948
		Upholstery		Shipping		D	\$1,039
		COM Ydg	2	Ctn Wt	34	E	\$1,127
		COL Sq Ft	36	Cu Ft	14	F	\$1,221
						G	\$1,355
						H	\$1,499
						I	\$1,723
				J	\$1,990		
				L1	\$1,383		
				L2	\$1,526		

Guest Chair with Trim Nails

Now!



MA1563J

· plain seat and back

· Antique Brass casters

· Antique Brass trim nails

GSA Contract SIN ##33721

Dimensions	D	W	H
Overall	25 ¼	24 ½	30
Seat	20 ¼	18 ¼	19
Arm			25
Upholstery	Shipping		
COM Ydg	2	Ctn Wt	34
COL Sq Ft	36	Cu Ft	14

COM \$879

A \$900

B \$938

COL/C \$1,009

D \$1,099

E \$1,189

F \$1,283

G \$1,416

H \$1,559

I \$1,784

J \$2,051

L1 \$1,443

L2 \$1,586

**To Order, Specify:**

- 1 Model Number
- 2 Wood Species - Maple (M)
- 3 Wood Leg/Arm Detail Finish
- 4 Fabric Selection - vendor, pattern and color
- 5 Optional Black Antique Trim Nails - no upcharge  
(Replaces standard antique brass trim nails)
- 6 Optional Casters - add \$107 list; specify color
- 7 Optional Rubber Cushion Nylon Glides - no upcharge

**3 Wood Finish/Color Options:**

Maple	
CAG Aged Ash Coordinate	CGR Graphite Coordinate
ALM Ale Medium	HRV Harvest
AUB Auburn	CHL High Line Coordinate
BRL Barley	CKC Khaki Coordinate
CBE Blonde Echo Coordinate	LGC Legacy
BBM Bourbon Medium	MCH Mocha
CBZ Brazilwood Coordinate	NTD Night Owl
BRM Brighton Medium	COA Oatmeal Cook Coordinate
BUT Butterscotch	CPI Pinnacle Walnut Coordinate
CIN Cinnamon	PRL Praline
CLA Classic	SAF Saffron
CCF Coffee Coordinate	SIE Sienna
CLL Collectors	CST Studio Teak Coordinate
CCR Cremello Coordinate	TOF Toffee
EAR Earthy	TRF Truffle
ESP Espresso	VEN Venetian
FLX Flax	CVI Vintage Coordinate
CFL Florence Walnut Coordinate	CWH Walnut Heights Coordinate
CFO Fossil Coordinate	CWE Weathered Ash Coordinate

- 4 See a selection of graded in fabric manufacturers and patterns on pages 20-28 Contact Customer Service for additional fabric options.

**Specifications**

- Wood species - Maple.
- Seat has synthetic sheet webbing and 3" polyurethane foam.
- Back has polypropylene webbing and 2" polyurethane foam.
- Arms have 1 ½" polyurethane foam.
- Mortise and tenon construction with corner blocks, glue and screws.
- Standard with rubber cushion metal glides.

When ordering Quickship products, place a "Q" in front of model number.  
Example: QMA1530G

Need it.

JSI Quickship

NOW!



Melrose Order Check List:



Specify:

- ☐ 1. Model Number
- ☐ 2. Wood Species - Red Oak (RO) or Maple (M)
- ☐ 3. Wood Finish/Paint Color
- ☐ 4. Fabric Selection - vendor, pattern and color
- ☐ 5. Optional FRONT LEG Casters - add \$57 list; specify seat height  
NOT AVAILABLE on BARSTOOLS
- ☐ 6. Optional Rubber Cushion Nylon Glides - no upcharge

Example:

383FC (model #)	RO (wood species)	HEN (finish)	MOMENTUM (fabric vendor)	VOX (pattern name)	MYSTIC (pattern color)
--------------------	----------------------	-----------------	-----------------------------	-----------------------	---------------------------

1. Model Number

2. Wood Species - Red Oak (RO) or Maple (M)

3. Wood Finish/Color Options:

Red Oak			
BRW	Brownie	ECU	Ecru
CAN	Canyon	HEN	Henna
CIT	Citron	HNY	Honey
DES	Desert	NUT	Nut Brown
Maple			
CAG	Aged Ash Coordinate	CGR	Graphite Coordinate
ALM	Ale Medium	HRV	Harvest
AUB	Auburn	CHL	High Line Coordinate
BRL	Barley	CKC	Khaki Coordinate
CBE	Blonde Echo Coordinate	LGC	Legacy
BBM	Bourbon Medium	MCH	Mocha
CBZ	Brazilwood Coordinate	NTO	Night Owl
BRM	Brighton Medium	COA	Oatmeal Cookie Coordinate
BUT	Butterscotch	CPI	Pinnacle Walnut Coordinate
CIN	Cinnamon	PRL	Praline
CLA	Classic	SAF	Saffron
CCF	Coffee Coordinate	SIE	Sienna
CLL	Collectors	CST	Studio Teak Coordinate
CCR	Cremello Coordinate	TOF	Toffee
EAR	Earthy	TRF	Truffle
ESP	Espresso	VEN	Venetian
FLX	Flax	CVI	Vintage Coordinate
CFL	Florence Walnut Coordinate	CWH	Walnut Heights Coordinate
CFO	Fossil Coordinate	CWE	Weathered Ash Coordinate

Paint Color - Add \$38 list per item

BKD	Backdrop	GRV	Greek Villa
BFX	Black Fox	GLF	Gulf Stream
BWH	Bright White	HTB	Heartthrob
CGP	Cargo Pants	NET	Network Gray
CHT	Chatroom	NWH	Nonchalant White
DSY	Daisy	PAR	Paradise
DRG	Daring	QXP	Quixotic Plum
DYN	Dynamo	RBZ	Relic Bronze
ENG	Enigma	SND	Sandbank
FRR	French Roast	STM	Storm
GBY	Georgian Bay	TRC	Tricorn Black

4. Fabric Selection - Please supply the following:

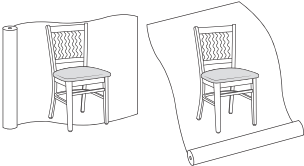
Fabric vendor  
Pattern name  
Pattern color

[For a complete list of JSI Graded-In Fabric click here](#)



- All COM orders must include the following:
- Vendor's name, pattern name and color
  - Sample of the fabric attached to order
  - Model numbers of items for fabric application
  - Special application instructions (e.g., all stripes will be applied front to back unless specified otherwise)
  - Customer and purchase order number

Ship prepaid COM material to:  
JSI  
Attn: COM Dept  
201 East Martin Street  
Receiving B, Dock 71  
Orleans, IN 47452

Application of fabric:  
Railroaded      Up the Roll



All COM orders will ship at standard lead time from receipt of COM except for orders requiring special custom matched finishes.

Description	1 Model	Specifications	List Price Per Grade																								
<b>Armless</b>  <b>383GA</b> all wood	<b>383GA All Wood</b> <b>383GC Uph. Seat</b> <ul style="list-style-type: none"> <li>horizontal slat back</li> <li>optional front leg casters available - add \$57 list for set of 2 casters</li> </ul> GSA Contract SIN ##33721	<table> <tr> <th>Dimensions</th><th>D</th><th>W</th><th>H</th></tr> <tr> <td>Overall</td><td>19 1/2</td><td>18 1/4</td><td>35</td></tr> <tr> <td>Seat</td><td>16</td><td>18 1/4</td><td>18 1/4</td></tr> <tr> <th>Upholstery</th><th colspan="3">Shipping</th></tr> <tr> <td>COM Ydg</td><td>3/4</td><td>Ctn Wt</td><td>28</td></tr> <tr> <td>COL Sq Ft</td><td>9</td><td>Cu Ft</td><td>9</td></tr> </table>	Dimensions	D	W	H	Overall	19 1/2	18 1/4	35	Seat	16	18 1/4	18 1/4	Upholstery	Shipping			COM Ydg	3/4	Ctn Wt	28	COL Sq Ft	9	Cu Ft	9	<b>All Wood \$396</b> <b>COM \$440</b> <b>A \$454</b> <b>B \$469</b> <b>COL/C \$495</b> <b>D \$528</b> <b>E \$563</b> <b>F \$599</b> <b>G \$648</b> <b>H \$702</b> <b>I \$787</b> <b>J \$888</b> <b>L1 \$660</b> <b>L2 \$712</b>
Dimensions	D	W	H																								
Overall	19 1/2	18 1/4	35																								
Seat	16	18 1/4	18 1/4																								
Upholstery	Shipping																										
COM Ydg	3/4	Ctn Wt	28																								
COL Sq Ft	9	Cu Ft	9																								
<b>Barstool</b>  <b>388GA</b> all wood	<b>388GA All Wood</b> <b>388GC Uph. Seat</b> <ul style="list-style-type: none"> <li>horizontal slat back</li> <li>casters not available</li> <li>standard with brass scuff plate, also available in polished aluminum or matte black</li> </ul> GSA Contract SIN ##33721	<table> <tr> <th>Dimensions</th><th>D</th><th>W</th><th>H</th></tr> <tr> <td>Overall</td><td>19 1/2</td><td>18 1/4</td><td>47</td></tr> <tr> <td>Seat</td><td>16</td><td>18 1/4</td><td>30</td></tr> <tr> <th>Upholstery</th><th colspan="3">Shipping</th></tr> <tr> <td>COM Ydg</td><td>3/4</td><td>Ctn Wt</td><td>30</td></tr> <tr> <td>COL Sq Ft</td><td>9</td><td>Cu Ft</td><td>13</td></tr> </table>	Dimensions	D	W	H	Overall	19 1/2	18 1/4	47	Seat	16	18 1/4	30	Upholstery	Shipping			COM Ydg	3/4	Ctn Wt	30	COL Sq Ft	9	Cu Ft	13	<b>All Wood \$465</b> <b>COM \$506</b> <b>A \$523</b> <b>B \$537</b> <b>COL/C \$564</b> <b>D \$597</b> <b>E \$631</b> <b>F \$666</b> <b>G \$716</b> <b>H \$772</b> <b>I \$856</b> <b>J \$956</b> <b>L1 \$728</b> <b>L2 \$782</b>
Dimensions	D	W	H																								
Overall	19 1/2	18 1/4	47																								
Seat	16	18 1/4	30																								
Upholstery	Shipping																										
COM Ydg	3/4	Ctn Wt	30																								
COL Sq Ft	9	Cu Ft	13																								

**To Order, Specify:**

- Model Number
- Wood Species - Red Oak (RO) or Maple (M)
- Wood Finish/Color
- Fabric Selection - vendor, pattern and color
- Optional FRONT LEG Casters - add \$57 list; specify seat height. **NOT AVAILABLE on BARSTOOLS**
- Optional Rubber Cushion Nylon Glides - no upcharge

**3 Wood Finish/Color Options:**

<b>Red Oak</b>		
BRW	Brownie	ECU
CAN	Canyon	HEN
CIT	Citron	HNY
DES	Desert	NUT
<b>Maple</b>		
CAG	Aged Ash Coordinate	CGR
ALM	Ale Medium	HRV
AUB	Auburn	CHL
BRL	Barley	CKC
CBE	Blonde Echo Coordinate	LGC
BBM	Bourbon Medium	MCH
CBZ	Brazilwood Coordinate	NTO
BRM	Brighton Medium	COA
BUT	Butterscotch	CPI
CIN	Cinnamon	PRL
CLA	Classic	SAF
CCF	Coffee Coordinate	SIE
CLL	Collectors	CST
CCR	Cremello Coordinate	TOF
EAR	Earthy	TRF
ESP	Espresso	VEN
FLX	Flax	CVI
CFL	Florence Walnut Coordinate	CWH
CFO	Fossil Coordinate	CWE





**Paint Color - Add \$38 list per item**


BKD	Backdrop	GRV	Greek Villa
BFX	Black Fox	GLF	Gulf Stream
BWH	Bright White	HTB	Heartthrob
CGP	Cargo Pants	NET	Network Gray
CHT	Chatroom	NWH	Nonchalant White
DSY	Daisy	PAR	Paradise
DRG	Daring	QXP	Quixotic Plum
DYN	Dynamo	RBZ	Relic Bronze
ENG	Enigma	SND	Sandbank
FRR	French Roast	STM	Storm
GBY	Georgian Bay	TRC	Tricorn Black

- See a selection of graded in fabric manufacturers and patterns on pages 20-28 Contact Customer Service for additional fabric options.



**Specifications**

- Wood species - Red Oak or Maple.
- Seat is upholstered with 1 1/2" high density polyurethane foam.
- Mortise and tenon construction with corner blocks, glue and screws.
- Standard with rubber cushion metal glides.

Description	① Model	Specifications	List Price Per Grade																								
<div>Armless</div> <div></div>	<div><b>383HB Uph. Back/Wood Seat</b></div> <div><ul style="list-style-type: none"><li>· optional front leg casters available - add \$57 list for set of 2 casters</li><li>· when using contrasting upholstery, indicate application and use higher grade pricing</li></ul></div> <div>GSA Contract SIN ##33721</div>	<table><tr><th>Dimensions</th><th>D</th><th>W</th><th>H</th></tr><tr><td>Overall</td><td>19 ½</td><td>18 ¼</td><td>35</td></tr><tr><td>Seat</td><td>16</td><td>18 ¼</td><td>18 ¼</td></tr><tr><th>Upholstery</th><th colspan="3">Shipping</th></tr><tr><td>COM Ydg</td><td>½</td><td>Ctn Wt</td><td>28</td></tr><tr><td>COL Sq Ft</td><td>6</td><td>Cu Ft</td><td>9</td></tr></table>	Dimensions	D	W	H	Overall	19 ½	18 ¼	35	Seat	16	18 ¼	18 ¼	Upholstery	Shipping			COM Ydg	½	Ctn Wt	28	COL Sq Ft	6	Cu Ft	9	<div>COM \$459</div> <div>A \$472</div> <div>B \$483</div> <div>COL/C \$499</div> <div>D \$523</div> <div>E \$545</div> <div>F \$568</div> <div>G \$602</div> <div>H \$638</div> <div>I \$694</div> <div>J \$761</div> <div>L1 \$609</div> <div>L2 \$645</div>
		Dimensions	D	W	H																						
Overall	19 ½	18 ¼	35																								
Seat	16	18 ¼	18 ¼																								
Upholstery	Shipping																										
COM Ydg	½	Ctn Wt	28																								
COL Sq Ft	6	Cu Ft	9																								
<div>Armless</div> <div></div>	<div><b>383HD Uph. Seat/Back</b></div> <div><ul style="list-style-type: none"><li>· optional front leg casters available - add \$57 list for set of 2 casters</li><li>· back is upholstered with ¾ of high density polyurethane</li><li>· when using contrasting upholstery, indicate application and use higher grade pricing</li></ul></div> <div>GSA Contract SIN ##33721</div>	<table><tr><th>Dimensions</th><th>D</th><th>W</th><th>H</th></tr><tr><td>Overall</td><td>19 ½</td><td>18 ¼</td><td>35</td></tr><tr><td>Seat</td><td>16</td><td>18 ¼</td><td>18 ¼</td></tr><tr><th>Upholstery</th><th colspan="3">Shipping</th></tr><tr><td>COM Ydg</td><td>1</td><td>Ctn Wt</td><td>28</td></tr><tr><td>COL Sq Ft</td><td>12</td><td>Cu Ft</td><td>9</td></tr></table>	Dimensions	D	W	H	Overall	19 ½	18 ¼	35	Seat	16	18 ¼	18 ¼	Upholstery	Shipping			COM Ydg	1	Ctn Wt	28	COL Sq Ft	12	Cu Ft	9	<div>COM \$508</div> <div>A \$527</div> <div>B \$548</div> <div>COL/C \$584</div> <div>D \$627</div> <div>E \$672</div> <div>F \$719</div> <div>G \$787</div> <div>H \$859</div> <div>I \$972</div> <div>J \$1,105</div> <div>L1 \$801</div> <div>L2 \$873</div>
		Dimensions	D	W	H																						
Overall	19 ½	18 ¼	35																								
Seat	16	18 ¼	18 ¼																								
Upholstery	Shipping																										
COM Ydg	1	Ctn Wt	28																								
COL Sq Ft	12	Cu Ft	9																								
<div>Barstool</div> <div></div>	<div><b>388HB Uph. Back/Wood Seat</b></div> <div><ul style="list-style-type: none"><li>· casters not available</li><li>· when using contrasting upholstery, indicate application and use higher grade pricing</li><li>· standard with brass scuff plate, also available in polished aluminum or matte black</li></ul></div> <div>GSA Contract SIN ##33721</div>	<table><tr><th>Dimensions</th><th>D</th><th>W</th><th>H</th></tr><tr><td>Overall</td><td>19 ½</td><td>18 ¼</td><td>47</td></tr><tr><td>Seat</td><td>16</td><td>18 ¼</td><td>30</td></tr><tr><th>Upholstery</th><th colspan="3">Shipping</th></tr><tr><td>COM Ydg</td><td>½</td><td>Ctn Wt</td><td>30</td></tr><tr><td>COL Sq Ft</td><td>6</td><td>Cu Ft</td><td>13</td></tr></table>	Dimensions	D	W	H	Overall	19 ½	18 ¼	47	Seat	16	18 ¼	30	Upholstery	Shipping			COM Ydg	½	Ctn Wt	30	COL Sq Ft	6	Cu Ft	13	<div>COM \$527</div> <div>A \$541</div> <div>B \$550</div> <div>COL/C \$568</div> <div>D \$591</div> <div>E \$613</div> <div>F \$637</div> <div>G \$670</div> <div>H \$707</div> <div>I \$762</div> <div>J \$831</div> <div>L1 \$676</div> <div>L2 \$713</div>
		Dimensions	D	W	H																						
Overall	19 ½	18 ¼	47																								
Seat	16	18 ¼	30																								
Upholstery	Shipping																										
COM Ydg	½	Ctn Wt	30																								
COL Sq Ft	6	Cu Ft	13																								
<div>Barstool</div> <div></div>	<div><b>388HD Uph. Seat/Back</b></div> <div><ul style="list-style-type: none"><li>· casters not available</li><li>· back is upholstered with ¾ of high density polyurethane</li><li>· when using contrasting upholstery, indicate application and use higher grade pricing</li><li>· standard with brass scuff plate, also available in polished aluminum or matte black</li></ul></div> <div>GSA Contract SIN ##33721</div>	<table><tr><th>Dimensions</th><th>D</th><th>W</th><th>H</th></tr><tr><td>Overall</td><td>19 ½</td><td>18 ¼</td><td>47</td></tr><tr><td>Seat</td><td>16</td><td>18 ¼</td><td>30</td></tr><tr><th>Upholstery</th><th colspan="3">Shipping</th></tr><tr><td>COM Ydg</td><td>1</td><td>Ctn Wt</td><td>30</td></tr><tr><td>COL Sq Ft</td><td>12</td><td>Cu Ft</td><td>13</td></tr></table>	Dimensions	D	W	H	Overall	19 ½	18 ¼	47	Seat	16	18 ¼	30	Upholstery	Shipping			COM Ydg	1	Ctn Wt	30	COL Sq Ft	12	Cu Ft	13	<div>COM \$577</div> <div>A \$596</div> <div>B \$617</div> <div>COL/C \$650</div> <div>D \$696</div> <div>E \$742</div> <div>F \$788</div> <div>G \$856</div> <div>H \$929</div> <div>I \$1,040</div> <div>J \$1,174</div> <div>L1 \$869</div> <div>L2 \$941</div>
		Dimensions	D	W	H																						
Overall	19 ½	18 ¼	47																								
Seat	16	18 ¼	30																								
Upholstery	Shipping																										
COM Ydg	1	Ctn Wt	30																								
COL Sq Ft	12	Cu Ft	13																								

Description		① Model	Specifications			List Price Per Grade	
Armless		<b>383IA All Wood</b> <b>383IC Uph. Seat</b> · vertical slat back · optional front leg casters available - add \$57 list for set of 2 casters	<b>Dimensions</b>	<b>D</b>	<b>W</b>	<b>H</b>	<b>All Wood</b> \$396
			Overall	19 ½	18 ¼	35	<b>COM</b> \$440
			Seat	16	18 ¼	18 ¼	<b>A</b> \$454
			<b>Upholstery</b>	<b>Shipping</b>			<b>B</b> \$469
			COM Ydg	¾	Ctn Wt	28	<b>COL/C</b> \$495
			COL Sq Ft	9	Cu Ft	9	<b>D</b> \$528
<b>383IA</b> all wood	<b>383IC</b> uph. seat	GSA Contract SIN ##33721					<b>E</b> \$563
							<b>F</b> \$599
							<b>G</b> \$648
							<b>H</b> \$702
							<b>I</b> \$787
							<b>J</b> \$888
							<b>L1</b> \$660
							<b>L2</b> \$712

Barstool

388IA  
all wood

388IC  
uph. seat

388IA All Wood

388IC Uph. Seat

- vertical slat back
- casters not available
- standard with brass scuff plate, also available in polished aluminum or matte black

GSA Contract SIN ##33721

Dimensions	D	W	H
Overall	19 ½	18 ¼	47
Seat	16	18 ¼	30
Upholstery	Shipping		
COM Ydg	¾	Ctn Wt	30
COL Sq Ft	9	Cu Ft	13

All Wood \$465

COM \$506

A \$523

B \$537

COL/C \$564

D \$597

E \$631

F \$666

G \$716

H \$772

I \$856

J \$956

L1 \$728

L2 \$782

**To Order, Specify:**

- ① Model Number
- ② Wood Species - Red Oak (RO) or Maple (M)
- ③ Wood Finish/Color
- ④ Fabric Selection - vendor, pattern and color
- ⑤ Optional FRONT LEG Casters - add \$57 list; specify seat height. **NOT AVAILABLE on BARSTOOLS**
- ⑥ Optional Rubber Cushion Nylon Glides - no upcharge

**③ Wood Finish/Color Options:**

Red Oak		
BRW	Brownie	ECU
CAN	Canyon	HEN
CIT	Citron	HNY
DES	Desert	NUT
Maple		
CAG	Aged Ash Coordinate	CGR
ALM	Ale Medium	HRV
AUB	Auburn	CHL
BRL	Barley	CKC
CBE	Blonde Echo Coordinate	LGC
BBM	Bourbon Medium	MCH
CBZ	Brazilwood Coordinate	NTD
BRM	Brighton Medium	COA
BUT	Butterscotch	CPI
CIN	Cinnamon	PRL
CLA	Classic	SAF
CCF	Coffee Coordinate	SIE
CLL	Collectors	CST
CCR	Cremello Coordinate	TOF
EAR	Earthy	TRF
ESP	Espresso	VEN
FLX	Flax	CVI
CFL	Florence Walnut Coordinate	CWH
CFO	Fossil Coordinate	CWE


**Paint Color - Add \$38 list per item**

BKD	Backdrop	GRV	Greek Villa
BFX	Black Fox	GLF	Gulf Stream
BWH	Bright White	HTB	Heartthrob
CGP	Cargo Pants	NET	Network Gray
CHT	Chatroom	NWH	Nonchalant White
DSY	Daisy	PAR	Paradise
DRG	Daring	QXP	Quixotic Plum
DYN	Dynamo	RBZ	Relic Bronze
ENG	Enigma	SND	Sandbank
FRR	French Roast	STM	Storm
GBY	Georgian Bay	TRC	Tricorn Black



- ④ See a selection of graded in fabric manufacturers and patterns on pages 20-28 Contact Customer Service for additional fabric options.

**Specifications**

- Wood species - Red Oak or Maple.
- Seat is upholstered with 1 ½" high density polyurethane foam.
- Mortise and tenon construction with corner blocks, glue and screws.
- Standard with rubber cushion metal glides.

Description		① Model	Specifications			List Price Per Grade	
Armless		383KA All Wood	Dimensions	D	W	H	All Wood \$396
		383KC Uph. Seat					COM \$440
		· horizontal slat back	Overall	19 ½	18 ¼	35	A \$454
		· optional front leg casters	Seat	16	18 ¼	18 ¼	B \$469
		available - add \$57 list for set of 2 casters	Upholstery		Shipping		COL/C \$495
			COM Ydg	¾	Ctn Wt	28	D \$528
			COL Sq Ft	9	Cu Ft	9	E \$563
							F \$599
							G \$648
							H \$702
							I \$787
							J \$888
							L1 \$660
							L2 \$712

Barstool

388KA  
all wood

388KC  
uph. seat

388KA All Wood

388KC Uph. Seat

- horizontal slat back
- casters not available
- standard with brass scuff plate, also available in polished aluminum or matte black

GSA Contract SIN ##33721

Dimensions	D	W	H
Overall	19 ½	18 ¼	47
Seat	16	18 ¼	30
Upholstery		Shipping	
COM Ydg	¾	Ctn Wt	30
COL Sq Ft	9	Cu Ft	13

All Wood	\$465
COM	\$506
A	\$523
B	\$537
COL/C	\$564
D	\$597
E	\$631
F	\$666
G	\$716
H	\$772
I	\$856
J	\$956
L1	\$728
L2	\$782

To Order, Specify:

- ① Model Number
- ② Wood Species - Red Oak (RO) or Maple (M)
- ③ Wood Finish/Color
- ④ Fabric Selection - vendor, pattern and color
- ⑤ Optional FRONT LEG Casters - add \$57 list; specify seat height. **NOT AVAILABLE on BARSTOOLS**
- ⑥ Optional Rubber Cushion Nylon Glides - no upcharge

③ Wood Finish/Color Options:

Red Oak			
BRW	Brownie	ECU	Ecru
CAN	Canyon	HEN	Henna
CIT	Citron	HNY	Honey
DES	Desert	NUT	Nut Brown
Maple			
CAG	Aged Ash Coordinate	CGR	Graphite Coordinate
ALM	Ale Medium	HRV	Harvest
AUB	Auburn	CHL	High Line Coordinate
BRL	Barley	CKC	Khaki Coordinate
CBE	Blonde Echo Coordinate	LGC	Legacy
BBM	Bourbon Medium	MCH	Mocha
CBZ	Brazilwood Coordinate	NTO	Night Owl
BRM	Brighton Medium	COA	Oatmeal Cook Coordinate
BUT	Butterscotch	CPI	Pinnacle Walnut Coordinate
CIN	Cinnamon	PRL	Praline
CLA	Classic	SAF	Saffron
CCF	Coffee Coordinate	SIE	Sienna
CLL	Collectors	CST	Studio Teak Coordinate
CCR	Cremello Coordinate	TOF	Toffee
EAR	Earthy	TRF	Truffle
ESP	Espresso	VEN	Venetian
FLX	Flax	CVI	Vintage Coordinate
CFL	Florence Walnut Coordinate	CWH	Walnut Heights Coordinate
CFO	Fossil Coordinate	CWE	Weathered Ash Coordinate

Paint Color - Add \$38 list per item

BKD	Backdrop	GRV	Greek Villa
BFX	Black Fox	GLF	Gulf Stream
BWH	Bright White	HTB	Heartthrob
CGP	Cargo Pants	NET	Network Gray
CHT	Chatroom	NWH	Nonchalant White
DSY	Daisy	PAR	Paradise
DRG	Daring	QXP	Quixotic Plum
DYN	Dynamo	RBZ	Relic Bronze
ENG	Enigma	SND	Sandbank
FRR	French Roast	STM	Storm
GBY	Georgian Bay	TRC	Tricorn Black

- ④ See a selection of graded in fabric manufacturers and patterns on pages 20-28 Contact Customer Service for additional fabric options.

Specifications

- Wood species - Red Oak or Maple.
- Seat is upholstered with 1 ½" high density polyurethane foam.
- Mortise and tenon construction with corner blocks, glue and screws.
- Standard with rubber cushion metal glides.

## Milk Order Check List:



### Specify:

- ☐ 1. Model Number
- ☐ 2. Seat and Back Plastic Color
- ☐ 3. Frame Color - Network Gray (NGS), Repose Gray (RGS) or Tricorn Black (TBM)
- ☐ 4. Fabric Selection - vendor, pattern and color

### Example:

**MK5203C**  
(model #)

**CBS**  
(seat & back color)

**TBM**  
(frame color)

**MOMENTUM**  
(fabric vendor)

**VOX**  
(pattern name)

**MYSTIC**  
(pattern color)

### 1. Model Number

### 2. Seat and Back Plastic Color Options (seat and back will be same color):

CBS Candid Blue  
DFS Daffodil  
EWM Extra White  
MDS Mandarin  
TBM Tricorn Black  
VAS Valentine

### 3 Frame Color Selection - Network Gray (NGS), Repose Gray (RGS) or Tricorn Black (TBM)

### 4. Fabric Selection - Please supply the following:

Fabric vendor  
Pattern name  
Pattern color

[For a complete list of JSI Graded-In Fabric click here](#)

When specifying contrasting upholstery, indicate clearly which upholstery is to be applied to the seat and back. Use higher grade pricing.

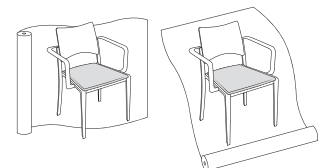
- Indicate direction of fabric - Railroaded or Up the Roll
- Please provide illustration, if available

### All COM orders must include the following:




- Vendor's name, pattern name and color
- Sample of the fabric attached to order
- Model numbers of items for fabric application
- Special application instructions (e.g., all stripes will be applied front to back unless specified otherwise)
- Customer and purchase order number

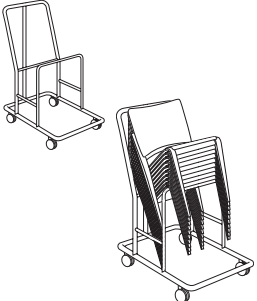
Ship prepaid COM material to:  
JSI  
Attn: COM Dept  
201 East Martin Street  
Receiving B, Dock 71  
Orleans, IN 47452

Application of fabric:  
Railroaded      Up the Roll




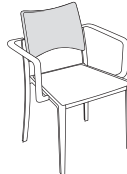


All COM orders will ship at standard lead time from receipt of COM except for orders requiring special custom matched finishes.

Description	① Model	Specifications	List Price Per Grade																								
Armless	<b>MK5203A All Plastic</b> <b>MK5203B Uph. Back</b> <ul style="list-style-type: none"> <li>nylon frame</li> <li>stacking bumpers (A model only)</li> <li>not recommended to stack plastic seat chairs with upholstered seat chairs</li> <li>single chair weight - 9 lbs</li> </ul>	<table> <tr> <th>Dimensions</th><th>D</th><th>W</th><th>H</th></tr> <tr> <td>Overall</td><td>19 ½</td><td>20</td><td>31 ¾</td></tr> <tr> <td>Seat</td><td>17 ½</td><td>17 ½</td><td>18</td></tr> <tr> <th>Upholstery</th><th colspan="3">Shipping</th></tr> <tr> <td>COM Ydg</td><td>¾</td><td>Ctn Wt</td><td>45</td></tr> <tr> <td>COL Sq Ft</td><td>9</td><td>Cu Ft</td><td></td></tr> </table>	Dimensions	D	W	H	Overall	19 ½	20	31 ¾	Seat	17 ½	17 ½	18	Upholstery	Shipping			COM Ydg	¾	Ctn Wt	45	COL Sq Ft	9	Cu Ft		All Plastic \$350 COM \$431 A \$444 B \$456 COL/C \$477 D \$504 E \$532 F \$573 G \$619 H \$666 I \$741 J \$832 L1 \$628 L2 \$675
Dimensions	D	W	H																								
Overall	19 ½	20	31 ¾																								
Seat	17 ½	17 ½	18																								
Upholstery	Shipping																										
COM Ydg	¾	Ctn Wt	45																								
COL Sq Ft	9	Cu Ft																									
 <b>MK5203A</b> all plastic <b>MK5203B</b> uph. back	GSA Contract SIN #33721																										
Armless	<b>MK5203C Uph. Seat</b> <ul style="list-style-type: none"> <li>nylon frame</li> <li>not recommended to stack plastic seat chairs with upholstered seat chairs</li> <li>single chair weight - 9 lbs</li> </ul>	<table> <tr> <th>Dimensions</th><th>D</th><th>W</th><th>H</th></tr> <tr> <td>Overall</td><td>19 ½</td><td>20</td><td>31 ¾</td></tr> <tr> <td>Seat</td><td>17 ½</td><td>17 ½</td><td>18</td></tr> <tr> <th>Upholstery</th><th colspan="3">Shipping</th></tr> <tr> <td>COM Ydg</td><td>¾</td><td>Ctn Wt</td><td>45</td></tr> <tr> <td>COL Sq Ft</td><td>9</td><td>Cu Ft</td><td></td></tr> </table>	Dimensions	D	W	H	Overall	19 ½	20	31 ¾	Seat	17 ½	17 ½	18	Upholstery	Shipping			COM Ydg	¾	Ctn Wt	45	COL Sq Ft	9	Cu Ft		COM \$423 A \$436 B \$456 COL/C \$488 D \$528 E \$568 F \$631 G \$699 H \$771 I \$884 J \$1,019 L1 \$712 L2 \$785
Dimensions	D	W	H																								
Overall	19 ½	20	31 ¾																								
Seat	17 ½	17 ½	18																								
Upholstery	Shipping																										
COM Ydg	¾	Ctn Wt	45																								
COL Sq Ft	9	Cu Ft																									
	GSA Contract SIN #33721																										
Armless	<b>MK5203D Uph. Seat/Back</b> <ul style="list-style-type: none"> <li>nylon frame</li> <li>not recommended to stack plastic seat chairs with upholstered seat chairs</li> <li>single chair weight - 9 lbs</li> </ul>	<table> <tr> <th>Dimensions</th><th>D</th><th>W</th><th>H</th></tr> <tr> <td>Overall</td><td>19 ½</td><td>20</td><td>31 ¾</td></tr> <tr> <td>Seat</td><td>17 ½</td><td>17 ½</td><td>18</td></tr> <tr> <th>Upholstery</th><th colspan="3">Shipping</th></tr> <tr> <td>COM Ydg</td><td>¾</td><td>Ctn Wt</td><td>45</td></tr> <tr> <td>COL Sq Ft</td><td>9</td><td>Cu Ft</td><td></td></tr> </table>	Dimensions	D	W	H	Overall	19 ½	20	31 ¾	Seat	17 ½	17 ½	18	Upholstery	Shipping			COM Ydg	¾	Ctn Wt	45	COL Sq Ft	9	Cu Ft		COM \$495 A \$515 B \$538 COL/C \$582 D \$635 E \$688 F \$772 G \$862 H \$960 I \$1,108 J \$1,288 L1 \$880 L2 \$976
Dimensions	D	W	H																								
Overall	19 ½	20	31 ¾																								
Seat	17 ½	17 ½	18																								
Upholstery	Shipping																										
COM Ydg	¾	Ctn Wt	45																								
COL Sq Ft	9	Cu Ft																									
	GSA Contract SIN #33721																										

Description	D	W	H	CTN WT	CU FT	① Model	List Price
Transport Cart	34	23 ¾	40 ¾	29		<b>TC01</b>	\$730
 <ul style="list-style-type: none"> <li>16 ga. steel tube</li> <li>4" heavy duty casters</li> <li>only available in black finish</li> <li>recommended for armless models only</li> </ul>						GSA Contract SIN #33721	
<b>Quantity</b>	<b>Stacks On</b>	<b>Chair</b>	<b>Seat</b>				
6	Floor	Arm	Upholstered				
7	Floor	Arm	Plastic				
8	Floor	Armless	Upholstered				
10	Floor	Armless	Plastic				
15	Cart	Armless	Upholstered				
15	Cart	Armless	Plastic				

Specification information shown at right.



Description		① Model	Specifications				List Price Per Grade	
Arm		<b>MK5201A All Plastic</b> <b>MK5201B Uph. Back</b> <ul style="list-style-type: none"><li>• nylon frame</li><li>• stacking bumpers</li><li>• not stackable on cart</li><li>• not recommended to stack plastic seat chairs with upholstered seat chairs</li><li>• single chair weight - 11 lbs</li><li>• seat width range is 17 ½ – 19 ¾</li></ul> <div>GSA Contract SIN #33721</div>	<b>Dimensions</b>	<b>D</b>	<b>W</b>	<b>H</b>	All Plastic	\$421
			Overall	19 ½	23 ¼	31 ¾	COM	\$500
			Seat	17 ½	19 ¾	18	A	\$514
			Arm			26	B	\$525
			<b>Upholstery</b>		<b>Shipping</b>		COL/C	\$548
			COM Ydg	¾	Ctn Wt	53	D	\$573
			COL Sq Ft	9	Cu Ft		E	\$601
							F	\$642
							G	\$688
							H	\$735
							I	\$810
							J	\$901
							L1	\$696
							L2	\$744
Arm		<b>MK5201C Uph. Seat</b> <ul style="list-style-type: none"><li>• nylon frame</li><li>• not stackable on cart</li><li>• not recommended to stack plastic seat chairs with upholstered seat chairs</li><li>• single chair weight - 11 lbs</li><li>• seat width range is 17 ½ – 19 ¾</li></ul> <div>GSA Contract SIN #33721</div>	<b>Dimensions</b>	<b>D</b>	<b>W</b>	<b>H</b>	COM	\$489
	Overall		19 ½	23 ¼	31 ¾	A	\$506	
			Seat	17 ½	19 ¾	18	B	\$524
			Arm			26	COL/C	\$557
			<b>Upholstery</b>		<b>Shipping</b>		D	\$596
			COM Ydg	¾	Ctn Wt	53	E	\$636
			COL Sq Ft	9	Cu Ft		F	\$699
							G	\$767
							H	\$839
							I	\$952
							J	\$1,086
							L1	\$781
							L2	\$851
Arm		<b>MK5201D Uph. Seat/Back</b> <ul style="list-style-type: none"><li>• nylon frame</li><li>• not stackable on cart</li><li>• not recommended to stack plastic seat chairs with upholstered seat chairs</li><li>• single chair weight - 11 lbs</li><li>• seat width range is 17 ½ – 19 ¾</li></ul> <div>GSA Contract SIN #33721</div>	<b>Dimensions</b>	<b>D</b>	<b>W</b>	<b>H</b>	COM	\$562
	Overall		19 ½	23 ¼	31 ¾	A	\$584	
			Seat	17 ½	19 ¾	18	B	\$607
			Arm			26	COL/C	\$651
			<b>Upholstery</b>		<b>Shipping</b>		D	\$705
			COM Ydg	¾	Ctn Wt	53	E	\$758
			COL Sq Ft	9	Cu Ft		F	\$841
							G	\$931
							H	\$1,029
							I	\$1,178
							J	\$1,358
							L1	\$950
							L2	\$1,046

#### To Order, Specify:

- 1 Model Number
- 2 Seat and Back Plastic Color
- 3 Frame Color - Network Gray (NGS), Repose Gray (RGS) or Tricorn Black (TBM)
- 4 Fabric Selection - vendor, pattern and color

#### 2 Seat and Back Plastic Color Options:

CBS	Candid Blue
DFS	Daffodil
EWM	Extra White
MDS	Mandarin
TBM	Tricorn Black
VAS	Valentine

- 4 See a selection of graded in fabric manufacturers and patterns on pages 20-28. Contact Customer Service for additional fabric options.

#### Specifications

- Seat and back are glass reinforced polypropylene.
- Frame is glass reinforced nylon.
- Glide is integrated nylon.
- Plastic seat models have stacking bumper.
- Upholstered seat models have polypropylene stacking guard on underside of seat.
- Upholstered seat has 1/2" high density polyurethane foam.



Millie Order Check List:



- Specify:
- ☐ 1. Model Number
  - ☐ 2. Wood Species - Maple (M)
  - ☐ 3. Wood Finish/Color
  - ☐ 4. Fabric Selection - vendor, pattern and color
  - ☐ 5. Optional Rubber Cushion Nylon Glides - no upcharge

Example:

MI853D	M	AUB	MOMENTUM	VOX	MYSTIC
(model #)	(wood species)	(finish)	(fabric vendor)	(pattern name)	(pattern color)

1. Model Number

2. Wood Species - Maple (M)

3. Finish Options:  
Maple Finish


CAG	Aged Ash Coordinate	CGR	Graphite Coordinate
ALM	Ale Medium	HRV	Harvest
AUB	Auburn	HEN	Henna
BRL	Barley	CHL	High Line Coordinate
CBE	Blonde Echo Coordinate	HNY	Honey
BBM	Bourbon Medium	CKC	Khaki Coordinate
CBZ	Brazilwood Coordinate	HNY	Honey
BRM	Brighton Medium	LGC	Legacy
BRW	Brownie	MCH	Mocha
BUT	Butterscotch	NTO	Night Owl
CAN	Canyon	NUT	Nut Brown
CIN	Cinnamon	COA	Oatmeal Cookie Coordinat
CIT	Citron	CPI	Pinnacle Walnut Coordinate
CLA	Classic	PRL	Praline
CCF	Coffee Coordinate	PRL	Praline
CLL	Collectors	SAF	Saffron
CCR	Cremello Coordinate	SIE	Sienna
DES	Desert	CST	Studio Teak Coordinate
EAR	Earthy	TOF	Toffee
ECU	Ecru	TRF	Truffle
ESP	Espresso	VEN	Venetian
FLX	Flax	CVI	Vintage Coordinate
CFL	Florence Walnut Coordinate	CWH	Walnut Heights Coordinate
CFO	Fossil Coordinate	CWE	Weathered Ash Coordinate

All COM orders must include the following:


- Vendor's name, pattern name and color
- Sample of the fabric attached to the order
- Model numbers of items for fabric application
- Special application instructions (e.g., all stripes will be applied front to back unless specified otherwise)
- Customer and purchase order number

Ship prepaid COM  
material to:  
JSI  
Attn: COM Dept  
201 East Martin Street  
Receiving B, Dock 71  
Orleans, IN 47452

Application of fabrics:



Railroaded



Up the Roll

4. Fabric Selection - Please supply the following:


- Fabric vendor
- Pattern name
- Pattern color

[For a complete list of JSI Graded-In Fabric click here](#)

- Indicate direction of fabric - Railroaded or Up the Roll
- Please provide illustration, if available

All COM orders will ship at standard lead time from receipt of COM except for orders requiring special custom matched finishes.

5. Optional Rubber Cushion Nylon Glides - no upcharge

Description	1 Model	Specifications				List Price Per Grade	
<div>Guest Chair</div> 	<div>MI853D</div> <div><div>· upholstered seat and back</div><div>· chair is a wallsaver</div></div> <div>GSA Contract SIN #33721</div>	Dimensions	D	W	H	COM	\$897
		Overall	21 ½	18 ¼	33	A	\$909
		Seat	15 ¾	16 ¼	18 ¾	B	\$934
		Arm			--	COL/C	\$978
		Upholstery		Shipping		D	\$1,033
		COM Ydg	1 ¼	Ctn Wt	15	E	\$1,088
		COL Sq Ft	23	Cu Ft	10	F	\$1,175
						G	\$1,267
						H	\$1,366
						I	\$1,520
				J	\$1,706		
				L1	\$1,335		
				L2	\$1,458		

**To Order, Specify:**

- 1 Model Number
- 2 Wood Species - Maple (M)
- 3 Wood Frame Finish
- 4 Fabric Selection - vendor, pattern and color
- 5 Optional Rubber Cushion Nylon Glides - no upcharge

**3 Wood Finish/Color Options:****Maple**

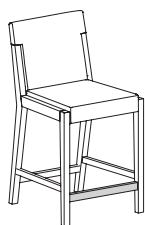
CAG	Aged Ash Coordinate	CFO	Fossil Coordinate
ALM	Ale Medium	CGR	Graphite Coordinate
AUB	Auburn	HRV	Harvest
BRL	Barley	HEN	Henna
CBE	Blonde Echo Coordinate	CHL	High Line Coordinate
BBM	Bourbon Medium	HNY	Honey
CBZ	Brazilwood Coordinate	CKC	Khaki Coordinate
BRW	Brownie	LGC	Legacy
BRM	Brighton Medium	MCH	Mocha
BUT	Butterscotch	NTO	Night Owl
CAN	Canyon	NUT	Nut Brown
CIN	Cinnamon	COA	Oatmeal Cook Coordinate
CIT	Citron	CPI	Pinnacle Walnut Coordinate
CLA	Classic	PRL	Praline
CCF	Coffee Coordinate	SAF	Saffron
CLL	Collectors	SIE	Sienna
CCR	Cremello Coordinate	CST	Studio Teak Coordinate
DES	Desert	TOF	Toffee
EAR	Earthy	TRF	Truffle
ECU	Ecru	VEN	Venetian
ESP	Espresso	CVI	Vintage Coordinate
FLX	Flax	CWH	Walnut Heights Coordinate
CFL	Florence Walnut Coordinate	CWE	Weathered Ash Coordinate

- 4 See a selection of graded in fabric manufacturers and patterns on pages 20-28. Contact Customer Service for additional fabric options.

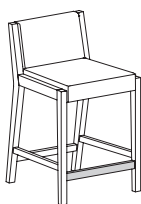
**Specifications**

- Wood Species - Maple.
- Seat is upholstered with 2 ½" high density polyurethane foam.
- Seat has single needle top stitch detail for added style and durability.
- Back is upholstered with 1" polyurethane foam.
- Mortise and tenon construction with corner blocks, glue and screws.
- Standard with rubber cushion metal glides.

Description	① Model	Specifications	List Price Per Grade																												
Counter Height Stool	<b>MI854D</b> · upholstered seat and back · stainless steel foot rest  GSA Contract SIN #33721	<table> <tr> <th>Dimensions</th><th>D</th><th>W</th><th>H</th></tr> <tr> <td>Overall</td><td>20 ¾</td><td>18 ¼</td><td>36 ¼</td></tr> <tr> <td>Seat</td><td>15 ½</td><td>15 ¾</td><td>23 ¾</td></tr> <tr> <td>Arm</td><td colspan="3">--</td></tr> <tr> <th colspan="2">Upholstery</th><th colspan="2">Shipping</th></tr> <tr> <td>COM Ydg</td><td>1 ¼</td><td>Ctn Wt</td><td>17</td></tr> <tr> <td>COL Sq Ft</td><td>23</td><td>Cu Ft</td><td>12</td></tr> </table>	Dimensions	D	W	H	Overall	20 ¾	18 ¼	36 ¼	Seat	15 ½	15 ¾	23 ¾	Arm	--			Upholstery		Shipping		COM Ydg	1 ¼	Ctn Wt	17	COL Sq Ft	23	Cu Ft	12	COM \$1,053 A \$1,066 B \$1,090 COL/C \$1,134 D \$1,190 E \$1,244 F \$1,331 G \$1,423 H \$1,523 I \$1,677 J \$1,862 L1 \$1,492 L2 \$1,615
Dimensions	D	W	H																												
Overall	20 ¾	18 ¼	36 ¼																												
Seat	15 ½	15 ¾	23 ¾																												
Arm	--																														
Upholstery		Shipping																													
COM Ydg	1 ¼	Ctn Wt	17																												
COL Sq Ft	23	Cu Ft	12																												



Mid-Back Counter Height Stool	<b>MI854E</b> · upholstered seat and back · stainless steel foot rest  GSA Contract SIN #33721	<table> <tr> <th>Dimensions</th><th>D</th><th>W</th><th>H</th></tr> <tr> <td>Overall</td><td>20 ¾</td><td>18 ¼</td><td>31 ½</td></tr> <tr> <td>Seat</td><td>15 ½</td><td>15 ¾</td><td>23 ¾</td></tr> <tr> <td>Arm</td><td colspan="3">--</td></tr> <tr> <th colspan="2">Upholstery</th><th colspan="2">Shipping</th></tr> <tr> <td>COM Ydg</td><td>1 ¼</td><td>Ctn Wt</td><td>16</td></tr> <tr> <td>COL Sq Ft</td><td>23</td><td>Cu Ft</td><td>11</td></tr> </table>	Dimensions	D	W	H	Overall	20 ¾	18 ¼	31 ½	Seat	15 ½	15 ¾	23 ¾	Arm	--			Upholstery		Shipping		COM Ydg	1 ¼	Ctn Wt	16	COL Sq Ft	23	Cu Ft	11	COM \$1,048 A \$1,059 B \$1,081 COL/C \$1,120 D \$1,170 E \$1,220 F \$1,267 G \$1,381 H \$1,470 I \$1,608 J \$1,775 L1 \$1,442 L2 \$1,554
Dimensions	D	W	H																												
Overall	20 ¾	18 ¼	31 ½																												
Seat	15 ½	15 ¾	23 ¾																												
Arm	--																														
Upholstery		Shipping																													
COM Ydg	1 ¼	Ctn Wt	16																												
COL Sq Ft	23	Cu Ft	11																												





Moto Lounge Order Check List:



**Specify:**

- ☐ 1. Model Number
- ☐ 2. Fabric Selection
  - A. Chair - vendor, pattern and color
  - B. Seat Cushion - vendor, pattern and color
  - C. Privacy Screen - vendor, pattern and color
- ☐ 3. Optional Casters; add \$99 list
- ☐ 4. Optional Wood Feet; specify finish; add \$63 list
- ☐ 5. Optional Tablet Arm; specify material, finish and add \$618 list per arm
- ☐ 6. Optional Arm Cap; specify wood species, finish or 3D Black Laminate and add \$269 list per arm
- ☐ 7. Optional Power Center - Flush Mount (EC22) - Black (B) or White (W)
  - Side of Seating; add \$550 list each and specify right or left
  - Side of Privacy Surround; add \$580 list each and specify right or left
  - Back of Work Shelf; add \$607 list each
- ☐ 8. Work Shelf Wood Species - Cherry (CH1), Maple (MA1) or Walnut (WA1)
- ☐ 9. Work Shelf Wood Finish
- ☐ 10. Work Shelf Laminate Color Selection
- ☐ 11. Optional Work Shelf Acrylic Screen; add \$220 list

Example:

MTL301UAR (model #)	MOMENTUM (fabric vendor)	VOX (pattern name)	MYSTIC (pattern color)	CASTERS	TABLET ARM	WA1 (tablet arm wood species)	MCH (tablet arm finish)
------------------------	-----------------------------	-----------------------	---------------------------	---------	------------	-------------------------------------	-------------------------------

1. Model Number

2. Fabric Selection - Please supply the following:  
Fabric vendor  
Pattern name  
Pattern color

[For a complete list of JSI Graded-In Fabric click here](#)

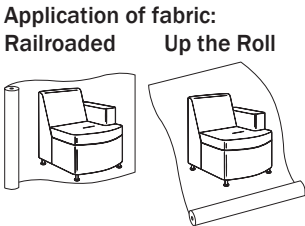
When specifying contrasting upholstery, indicate clearly which upholstery is to be applied to the chair, seat and privacy screen. Use higher grade pricing.

- Indicate direction of fabric - Railroaded or Up the Roll
- Please provide illustration, if available

All COM orders must include the following:

- Vendor's name, pattern name and color
- Sample of the fabric attached to the order
- Model numbers of items for fabric application
- Special application instructions (e.g., all stripes will be applied front to back unless specified otherwise)
- Customer and purchase order number

Ship prepaid COM material to:  
JSI  
Attn: COM Dept  
201 East Martin Street  
Receiving B, Dock 71  
Orleans, IN 47452



All COM orders will ship at standard lead time from receipt of COM except for orders requiring special custom matched finishes.

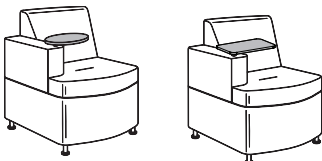
3. Casters - Add \$99 list

4. Wood Feet - Solid maple wood feet with leveling glide. Add \$60 list and specify finish.



5. Tablet Arm -

- Rotating 10" x 14" oval surface or 10" x 16" rectangular surface
- 300 lb maximum static weight rating
- Available on Inline or Convex units with arm
- Available in veneer or laminate
- Exposed plywood edge on veneer tablet is finished with veneer color. Laminate tablet will have a clear finish on the exposed plywood edge.
- Add \$618 list per arm and specify shape, material and finish



**Tablet Arm Wood Finish Selection:**

Cherry (CH1)	Maple (MA1)	Walnut (WA1)
BRL Barley	ALM Ale Medium	AUB Auburn
BBM Bourbon Medium	BUT Butterscotch	ESP Espresso
BRM Brighton Medium	CIN Cinnamon	MCH Mocha*
CLA Classic	FLX Flax	NTO Night Owl*
CLL Collectors*	VEN Venetian	SIE Sienna*
EAR Earthy		TOF Toffee
HRV Harvest*		TRF Truffle*
LGC Legacy		
PRL Praline*	*finishes with coordinating laminate top option	
SAF Saffron		

**Double Cut (DC1)**

COF Coffee
CRM Cremello
FOS Fossil
GRH Graphite
KHK Khaki
STU Studio Teak

**Tablet Arm Laminate Selection:**
**Veneer Grain Pattern Laminates**

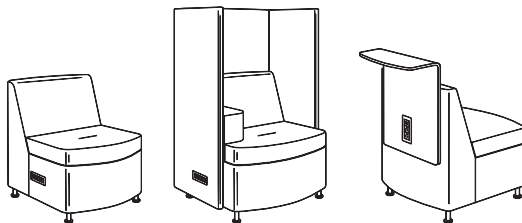
AGA Aged Ash	GRH Graphite
ALL Ale Light	HGL High Line
BLO Blonde Echo	OAT Oatmeal Cookie
BOL Bourbon Light	PIN Pinnacle Walnut
BZW Brazilwood	STU Studio Teak
BGL Brighton Light	VIN Vintage
CLL Collectors	WLH Walnut Heights
FLO Florence Walnut	WEA Weathered Ash

**Solid Laminates**

ALB Alabaster	SHD Shadow
BBL Bridal Blanco	SLG Slate Grey
DWH Designer White	

**6. Arm Cap -**


- Available in Cherry (CH1), Maple (MA1), Walnut (WA1) or Black 3D Laminate (3BL).
- Add \$279 list per arm and specify wood species and finish.

**7. Power Center - Flush Mount (EC22) - Specify Black (B) or White (W).**


Power Center option can be specified on the sides of seating units and privacy surrounds, or in the back of work shelves. It features two waterproof 110 outlets and one dual USB port. Power is connected to the building supply with a 10' long standard three prong cord. A hook and loop chair bottom allows access to power cords in the base of the chair.

**Power Center**

- Side of Seating; add \$550 list each and specify right or left
- Side of Privacy Surround; add \$580 list each and specify right or left.
- Back of Work Shelf; add \$607 list each

**8. Work Shelf Wood Species - Cherry (CH1), Maple (MA1) or Walnut (WA1)**
**9. Work Shelf Wood Finish Options:**

Cherry (CH1)	Maple (MA1)
BRL Barley	ALM Ale Medium
BBM Bourbon Medium	BUT Butterscotch
BRM Brighton Medium	CIN Cinnamon
CLA Classic	FLX Flax
CLL Collectors*	VEN Venetian
EAR Earthy	
HRV Harvest*	
LGC Legacy	
PRL Praline*	
SAF Saffron	

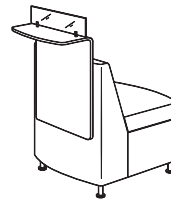
\*finishes with coordinating laminate top option

**Walnut (WA1)**

AUB Auburn
ESP Espresso
MCH Mocha*
NTO Night Owl*
SIE Sienna*
TOF Toffee
TRF Truffle*

**10. Work Shelf Laminate Color Selection**

DWH Designer White
SHD Shadow
SLG Slate Grey

**11. Work Shelf Acrylic Screen**


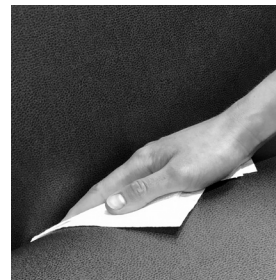
Units with a work shelf can be specified with an acrylic screen. The frosted screen is on brushed aluminum standoffs and is 4 3/8" tall. Add \$220 list.

**Quickship:**

Moto chairs on the quickship program include metal feet and casters. Quickship units with tablet arm include the select quickship laminates and cherry, maple and walnut veneer.

**Discrete Clean Out**

Select units with the suffix of -CO offer a discrete clean out for ease in cleaning. Clean out is incorporated in such a way as to not be noticeable from the approach, as well as provide sufficient pass through to an opening in the bottom of the chair.



Moto Casegoods Order Check List:



- Specify:
- ☐ 1. Model Number
  - ☐ 2. Wood Species - Cherry (CH1), Maple (MA1), Walnut (WA1) or Double Cut (DC1)
  - ☐ 3. Wood Finish
  - ☐ 4. Laminate Selection
  - ☐ 5. Conical Base Finish
  - ☐ 6. Optional Wood Feet; specify finish; add \$63 list
  - ☐ 7. Optional Power Unit
    - Linking Drum Table - Node - Black (B) or White (w); see page 194
    - Conical Work Table - Moire - Black (B) or White (W); see page 194
    - Media Table - Ellora; see page 194
  - ☐ 8. Optional DropShare Power Unit; see page 194
  - ☐ 9. Optional Markerboard Back Panel; for 24" unit add \$218 list, for 48" unit add \$423 list
  - ☐ 10. Deduct TV Bracket; subtract \$186 list
  - ☐ 11. Optional Door Locks; add \$123 list

Examples:

MT4878-30MACW (model #)	WA1 (wood species)	MCH (wood finish)	DROP12 Power Unit
MTF54ROUN (model #)	STU (top laminate)	BWH (base finish)	Moire - EC23 Power Unit

1. Model Number
- 
2. Wood Species - Cherry (CH1), Maple (MA1) or Walnut (WA1)
- 

3. Wood Finish Selection:

Veneer		Flat Cut	
Cherry (CH1)		Maple (MA1)	
BRL	Barley	ALM	Ale Medium
BBM	Bourbon Medium	BUT	Butterscotch
BRM	Brighton Medium	CIN	Cinnamon
CLA	Classic	FLX	Flax
CLL	Collectors*	VEN	Venetian
EAR	Earthy		
HRV	Harvest*	Walnut (WA1)	
LGC	Legacy	AUB	Auburn
PRL	Praline*	ESP	Espresso
SAF	Saffron	MCH	Mocha*
		NTO	Night Owl*
		SIE	Sienna*
		TOF	Toffee
		TRF	Truffle*

\*finishes with coordinating laminate top option

Double Cut (DC1)	
COF	Coffee
CRM	Cremello
FOS	Fossil
GRH	Graphite
KHK	Khaki
STU	Studio Teak

4. Laminate Selection:
- Veneer Grain Pattern Laminates
- |     |                 |     |                 |
|-----|-----------------|-----|-----------------|
| AGA | Aged Ash        | GRH | Graphite        |
| ALL | Ale Light       | HGL | High Line       |
| BLO | Blonde Echo     | OAT | Oatmeal Cookie  |
| BOL | Bourbon Light   | PIN | Pinnacle Walnut |
| BZW | Brazilwood      | STU | Studio Teak     |
| BGL | Brighton Light  | VIN | Vintage         |
| CLL | Collectors      | WLH | Walnut Heights  |
| FLO | Florence Walnut | WEA | Weathered Ash   |
- Solid Laminates
- |     |                |     |            |
|-----|----------------|-----|------------|
| ALB | Alabaster      | SHD | Shadow     |
| BBL | Bridal Blanco  | SLG | Slate Grey |
| DWH | Designer White |     |            |

5. Paint Finish: Polystyrene table base available in wood finishes, laminate coordinate or paint colors.
- |     |              |     |                  |
|-----|--------------|-----|------------------|
| BKD | Backdrop     | GRV | Greek Villa      |
| BFX | Black Fox    | NET | Network Gray     |
| BWH | Bright White | NWH | Nonchalant White |
| CGP | Cargo Pants  | STM | Storm            |
| CHT | Chatroom     | TRC | Tricorn Black    |
| FRR | French Roast |     |                  |



- 6. Wood Feet** - Solid maple wood feet with leveling glide.  
Add \$63 list and specify finish.



**Quickship:**

Moto tables on the **NOW!** quickship program include select quickship laminates and cherry, maple and walnut veneer.

- 7. Power Unit** - Power Units can be specified in Linking Drum Tables, Conical Work Tables, Media Tables and Media Credenzas. Specify the table to be fitted for power and order the power unit separately.

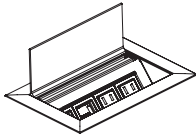
**Linking Drum Table - Node - EC24** - One 110 outlet and a dual USB port with 72" power cord - Black (B) or White (W); see page 194.



**Conical Work Table - Moire - EC23** - Three 110 outlets and a dual USB port with 72" power cord - Black (B) or White (W); see page 194.



**Media Table - Ellora - EC25** - Two 110 power outlets, one dual powered USB port, and 1 opening for voice/data port with wire pass-through and 72" power cord - anodized aluminum; see page 194.



**8. DropShare Power Unit**

Specify the table to be fitted for Drop12 or Drop14 and order the unit separately.

**Drop12** - Two 110 outlets and Two DropShare cords; see page 194.

**Drop14** - Two 110 outlets and Four DropShare cords; see page 194.

- 9. Markerboard Back Panel** - Dry-Erase markerboard laminate can be specified on the back panels of Media Tables, Media Credenzas and Bookcase units. When specified, the inside back of the cabinet will also be markerboard; for 24" unit add \$218 list, for 48" unit add \$423 list.

**10. Deduct TV Bracket; subtract \$186 list**

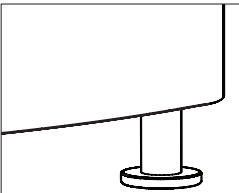
**11. Optional Door Locks; add \$123 list**

- 12. Optional Coordinating Wood Grain Laminate Table Top** - no upcharge; Drum Tables, Media Tables and Media Credenzas only. Finishes with an asterisk (\*) have a coordinating laminate available.

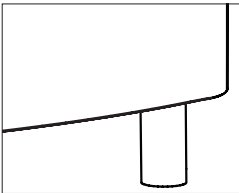


Foot Options


Moto offers two foot styles or casters. The metal foot is standard on seating, casegoods and linking drum tables. An optional wood foot is available at an additional upcharge on lounge, linking drum tables and casegoods. Casters are available on seating with an additional upcharge. Casters are non-locking.



**Metal Foot - Standard**  
Fabricated Metal  
Arctic Silver Powder Coat  
Adjustable Glide



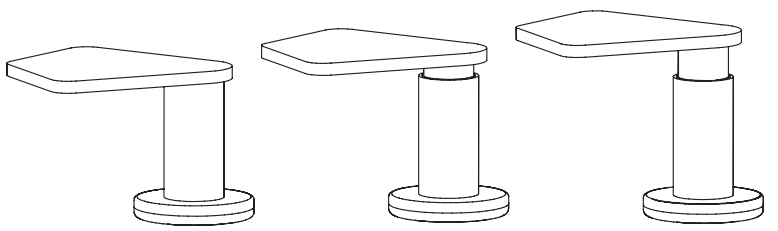
**Wood Foot - Optional**  
Maple Species  
Adjustable Glide



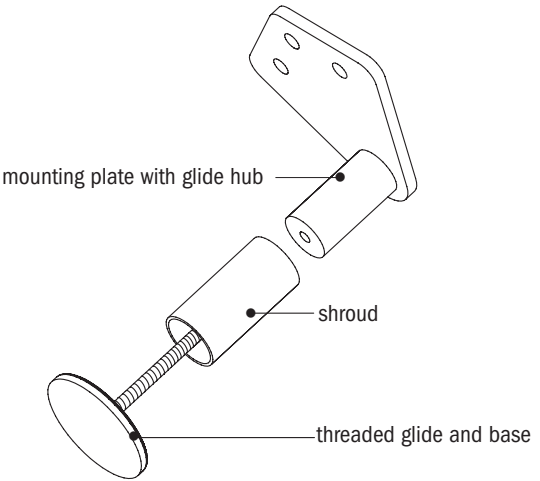
**Casters - Optional**  
Black Dual Wheel  
Four Caster Set  
Non-locking

Adjustable Foot - Leveling

The standard foot has integrated leveling, which is beneficial when connecting units together in long runs on uneven floors. As the glide is turned to adjust leveling an attached shroud drops to hide the threads of the bolt.



The maximum recommended adjustment is no more than 1 3/4".



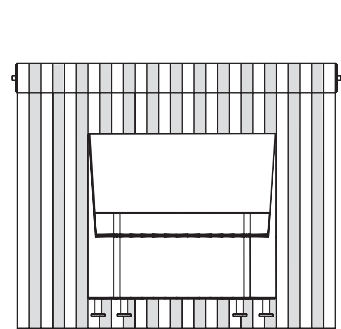
mounting plate with glide hub  
shroud  
threaded glide and base

Upholstery Application

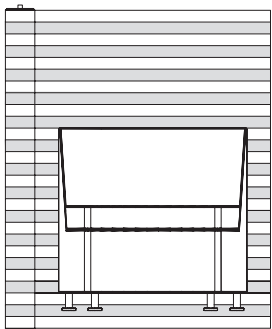
The fabric will be applied "up the roll" unless railroad is specified.

The Concave Corner unit will have a diagonal seam on all fabric applications. Shown below is an example of a directional textile on the Corner Club unit.

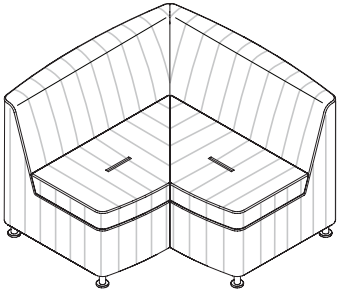
Additional seaming may be needed pending fabric width and fabric repeat match, contact Customer Service with questions. JSI will strive to match fabric patterns but cannot guarantee a match on repeats greater than 15" on the Moto product line.



up the roll



railroaded

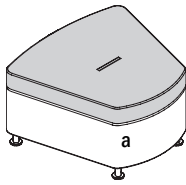


90° Concave Corner

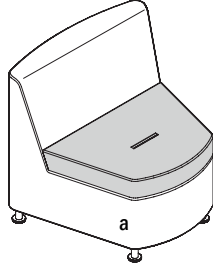
### Contrasting Upholstery Specification

This form should accompany orders when specifying contrasting or complementary upholstery.

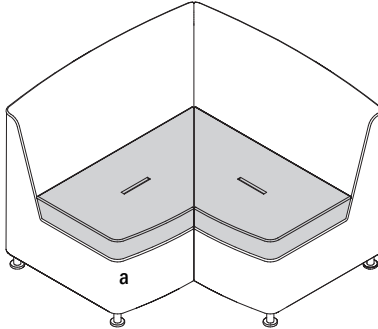
examples



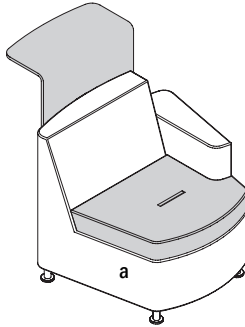
**Benches** - Inline - Concave- Convex



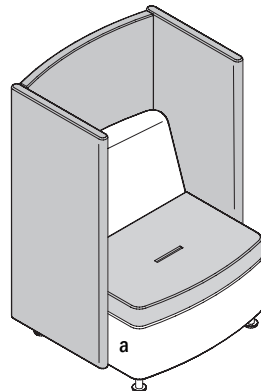
**Club Chair** - Inline - Concave - Convex



**Corner** - Concave - Convex



**Club Chair with Shelf** - Inline - Concave



**Club Chair with Privacy** - Screen - Surround

fill out for each model ordered

#### Code Explanation

- a = upholstered chassis, back and arm(s) - fabric choice required
- b = seat cushion (light gray) - fabric choice required
- c = work shelf either veneer or laminate
  - veneer - Cherry, Maple or Walnut - finish choice required
  - laminate - Designer White, Shadow or Slate Grey
- d= Privacy Screen/Surround - fabric choice required

#### Item 1

Model Number: \_\_\_\_\_

chassis, back and arms (a): \_\_\_\_\_

seat (b): \_\_\_\_\_

work shelf (c): \_\_\_\_\_

screen/surround (d): \_\_\_\_\_

#### Item 2

Model Number: \_\_\_\_\_

chassis, back and arms (a): \_\_\_\_\_

seat (b): \_\_\_\_\_

work shelf (c): \_\_\_\_\_

screen/surround (d): \_\_\_\_\_

#### Item 3

Model Number: \_\_\_\_\_

chassis, back and arms (a): \_\_\_\_\_

seat (b): \_\_\_\_\_

work shelf (c): \_\_\_\_\_

screen/surround (d): \_\_\_\_\_

#### Item 4

Model Number: \_\_\_\_\_

chassis, back and arms (a): \_\_\_\_\_

seat (b): \_\_\_\_\_

work shelf (c): \_\_\_\_\_

screen/surround (d): \_\_\_\_\_

#### Item 5

Model Number: \_\_\_\_\_

chassis, back and arms (a): \_\_\_\_\_

seat (b): \_\_\_\_\_

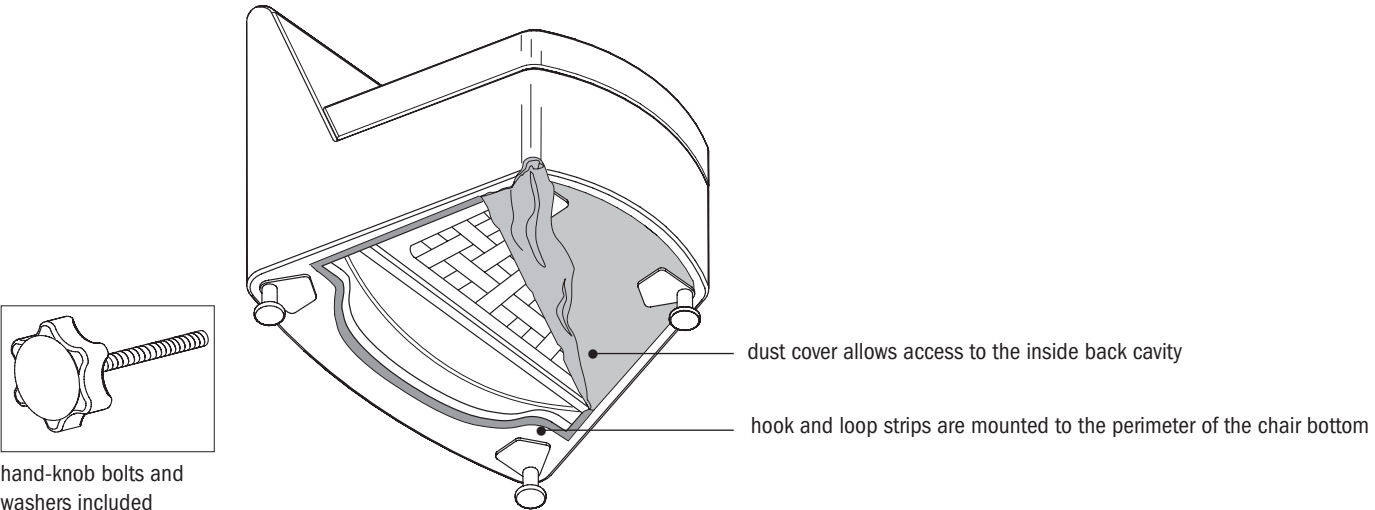
work shelf (c): \_\_\_\_\_

screen/surround (d): \_\_\_\_\_

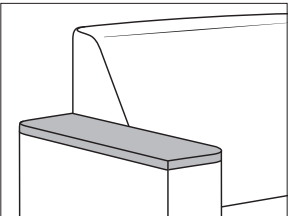
photo copy or scan

Installation of Privacy Screen and Work Shelf

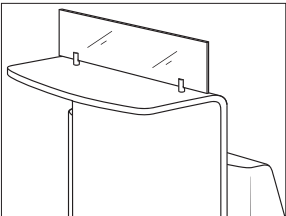
Simple field installation is required on club chairs when ordering units with privacy screens and work shelves. Instructions are included. Access to the back of the chair is through the chair bottom. Attaching knobs are included, no tools are required.



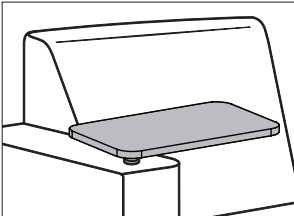
Moto Options for Lounge Seating



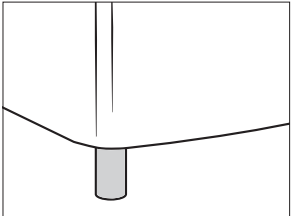
**Arm Cap**  
specify wood species and finish  
Cherry (CH1)  
Maple (MA1)  
Walnut (WA1)  
or 3D Laminate (B3L)  
  
add \$279 list per arm




**Work Shelf Acrylic Screen**  
frosted acrylic screens  
4 3/8" tall - from work shelf surface  
brushed aluminum standoffs  
add \$220 list.




**Tablet Arm**  
rotating 10" x 16" rectangular surface  
or 10" x 14" oval surface  
300 lb max. static weight rating  
for inline or convex units with arms  
specify surface finish and species  
veneer  
Cherry (CH1)  
Maple (MA1)  
Walnut (WA1)  
(stained plywood edge)  
laminate  
(clear coat plywood edge)  
add \$618 list per arm




**Wood Foot**  
maple wood species  
adjustable glide - up to 3/4"  
specify finish  
add \$63 list per chair



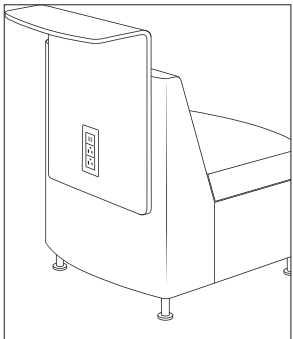
**EC22** (3 installed locations)  
Flush Mount Power Center  
two 110 devices and  
one USB 2-Port Simplex for charging



**side of seating**  
specify right or left  
add \$550 list for each EC22



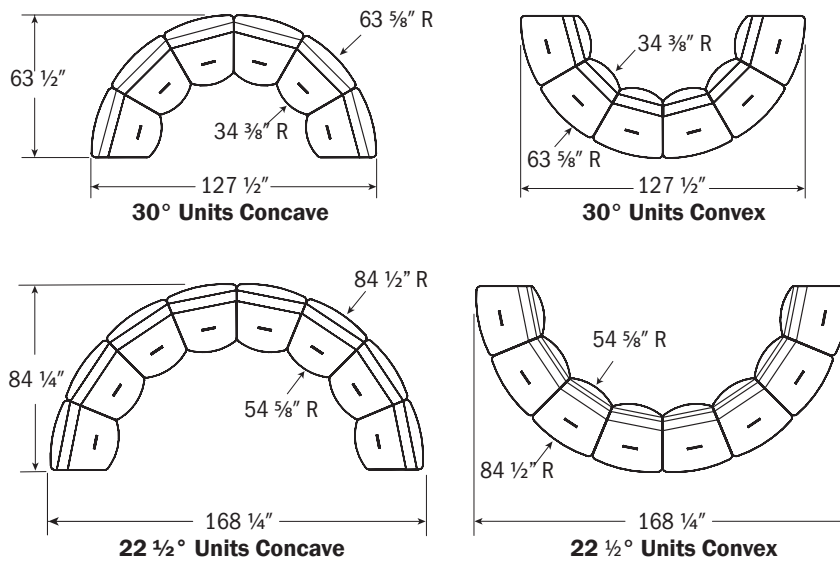
**side of privacy surround**  
specify right or left  
add \$580 list for each EC22



**back of work shelf**  
add \$607 list

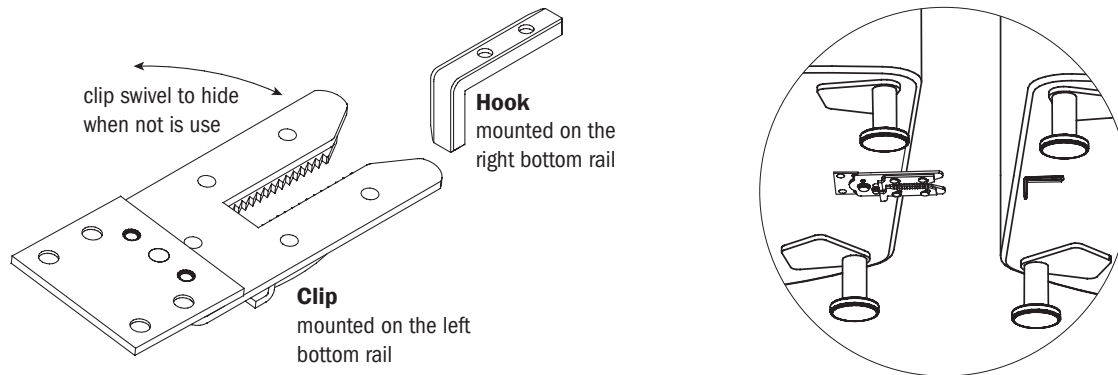
## Additional Product Information

### Half Round Dimensions



### Modular Lounge and Linking Drum Tables

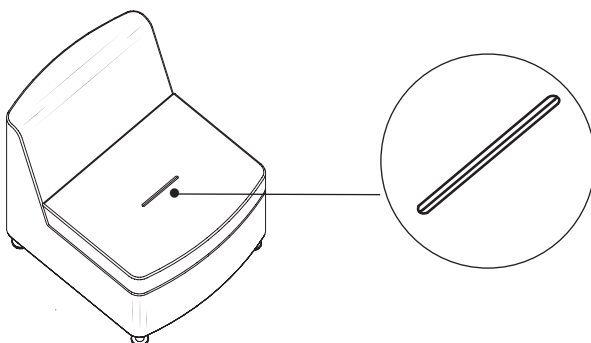
An Alligator Clip assembly is installed to connect lounge and linking drum tables. The clip is installed on the left bottom side rail and the hook is installed on the right bottom side rail. The bottom chair rails are bored to accept either the clip or hook for field re-configurations.



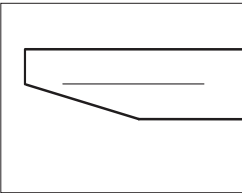
Note: Linking Table Tops are permanent bolt thru attachment and do not use the above clip.

### Lounge Seating - Seam Detail

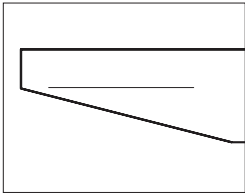
Seats have a seam detail in the center of the seat. This seam detail is standard and will help keep the tailored look of Moto. Please note that fabrics and leathers are all different (fiber content, yarn elasticity and yarn weight) which can affect the tailoring of the Moto Lounge. The aesthetic seam helps with variations in the upholstery cover. Contact Customer Service with fabric and leather information if a concern exists with a certain upholstery cover.



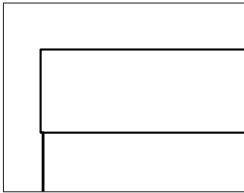
Casegood & Table Edge Details



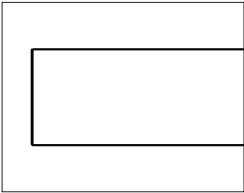
**Bevel Edge**  
used on pull-up tables



**Bevel Edge**  
used on work tables



**Straight Edge**  
used on linking tables



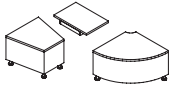
**Straight Edge**  
used on media table surfaces



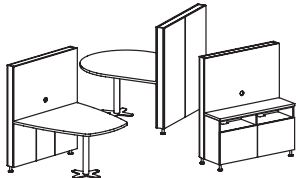
3/4" thick  
available in  
cherry veneer  
maple veneer  
walnut veneer  
paint  
standard laminate - HPL  
(bevel underside MDF)



1 3/16" thick  
available in  
cherry veneer  
maple veneer  
walnut veneer  
paint  
standard laminate - HPL  
(bevel underside MDF)

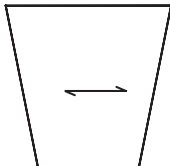
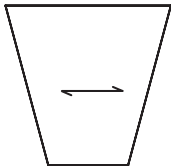
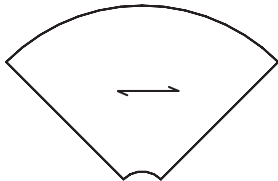
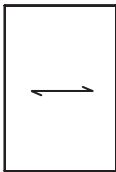


1" thick  
available in  
cherry veneer  
maple veneer  
walnut veneer



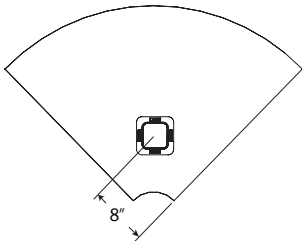
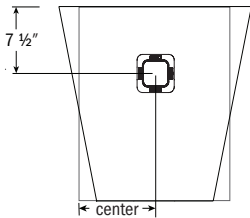
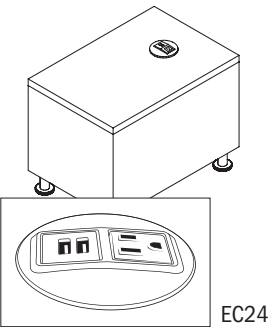
1 3/16" thick  
available in  
cherry veneer  
maple veneer  
walnut veneer  
standard laminate - HPL

Linking Tables - Grain Direction



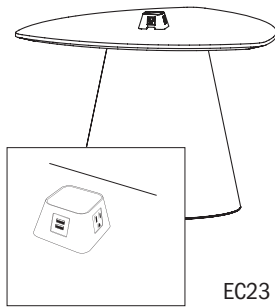
Linking Drum Tables - Power Location

The EC24 or EC23 are available on linking drum tables. Wire management moves through the bottom cavity. The location shown below is for all table shapes.

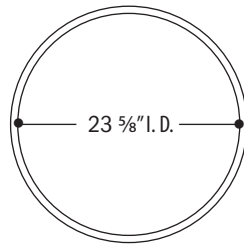


### Work Tables - Power and Wire Management

The optional EC23 or EC24 is recommended for the work tables. When electrical units are used on the work tables with a conical base, the base allows wires to run through to a floor outlet. The unrestricted opening at the bottom of the base allows the base to be placed over the floor electrical monument.



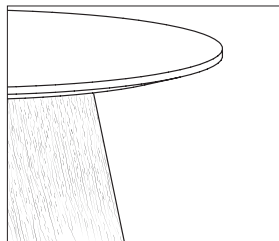
EC23



Both the EC23 and EC24 are centered on the top over the base.

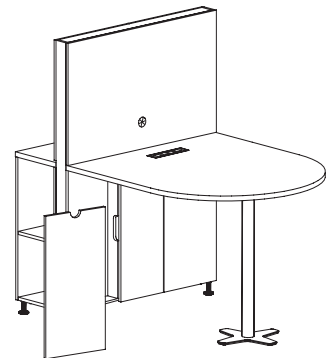
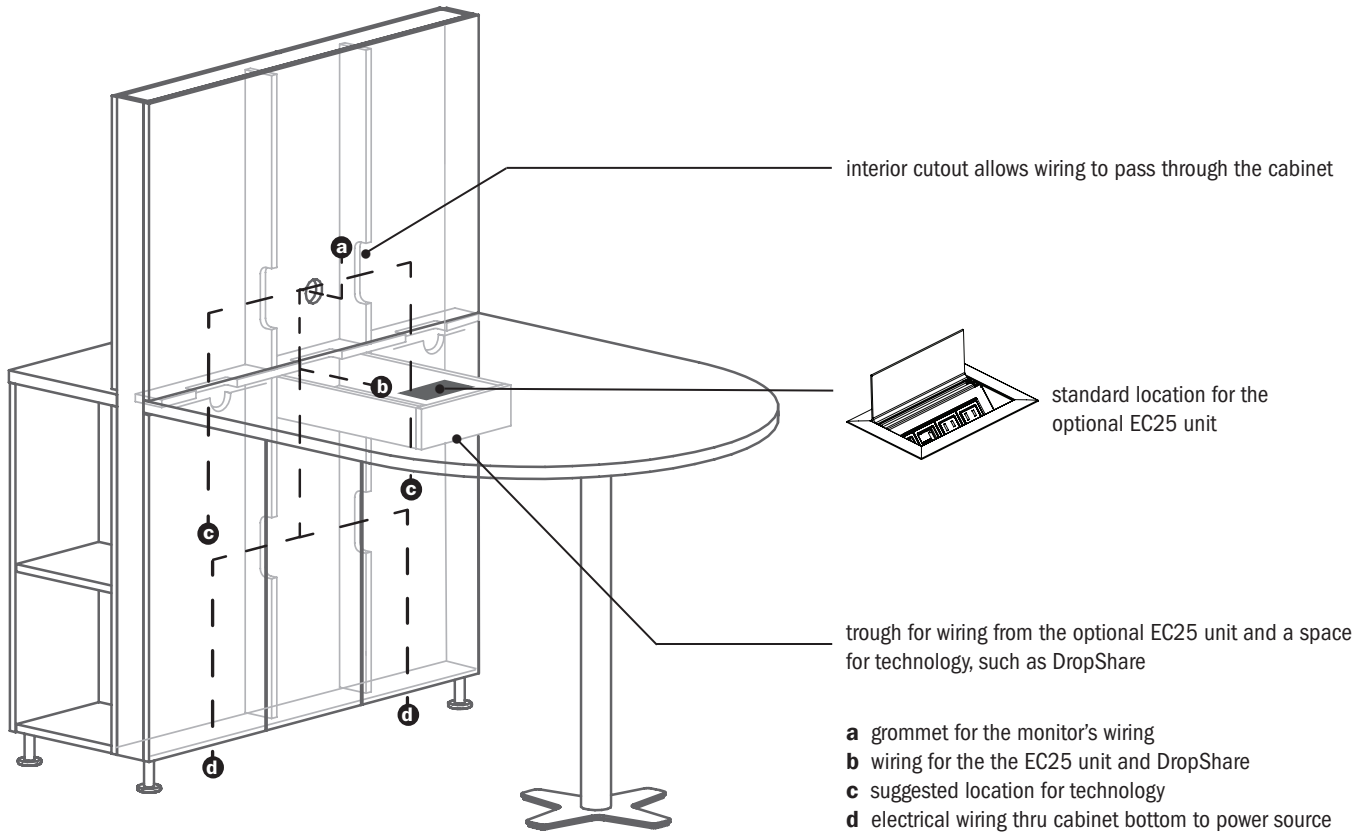
### Conical Table Base - Material and Grain Direction

The conical base on the pull-up and work tables is polystyrene material with a wood grain texture. This base is available in wood finishes and paint colors. Color Coordinate Finishes are intended to coordinate with select laminates. Adjustable leveling glides are included.

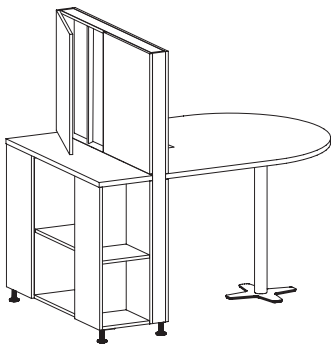


Media Tables and Media Credenzas - Wire Management and Power/Data

Easy access to wiring is provided in the Moto Media products. Well placed grommets, doors, and allowance inside the cabinets makes it easy to outfit these units quickly. The recommended EC25 brings power and data access to the top.



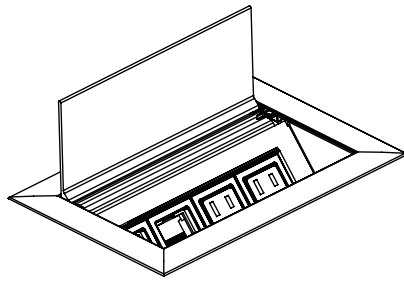
removable panels



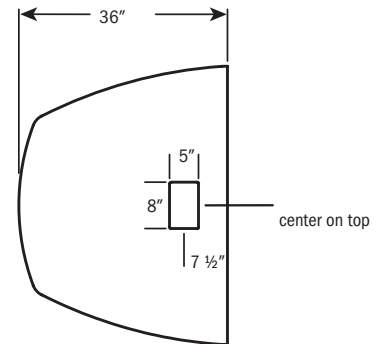
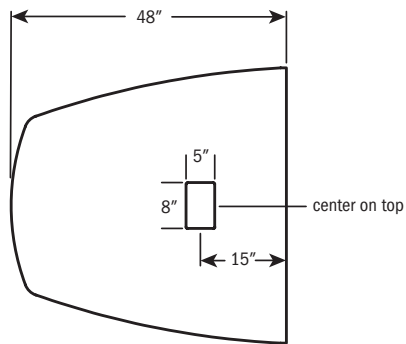
hinged doors

### Media Tables - Power Location

The EC25 is available on media tables. The location shown below is for all table wedge shape tops, location for EC25 on bullet shapes are similar.

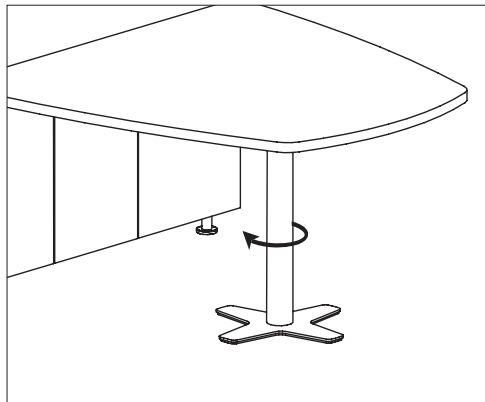


### EC25 Power Unit Location Examples



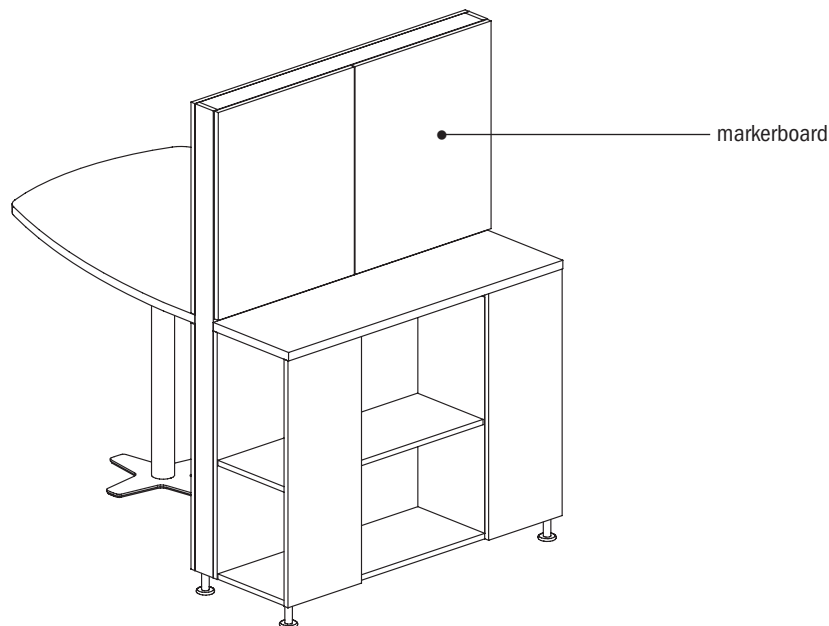
### Media Tables - Leveling the Post Column

Leveling is made easy by turning the column.



### Markerboard Back Panel Options

Markerboard back panels can be specified for the back panels on Media Tables, Media Credenzas and Bookcases.





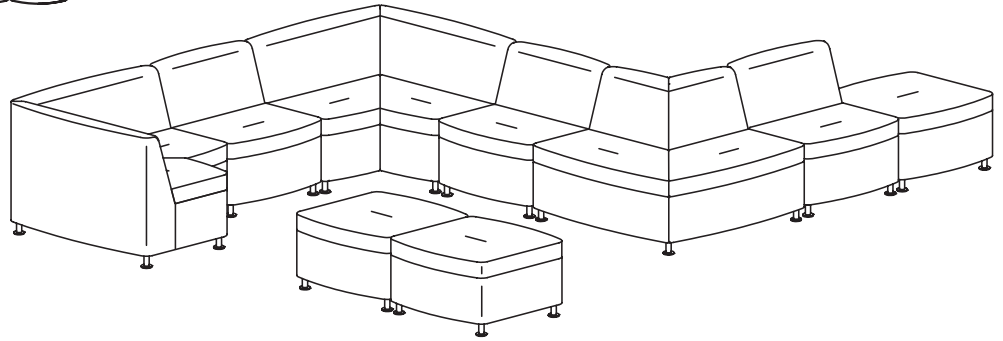
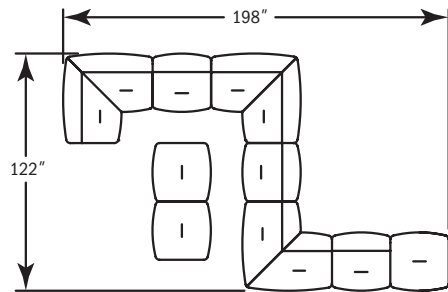
## Finish Codes &amp; Availability Chart

		Casegoods Chassis	Casegoods Tops	Wood Feet	Tablet Arms	Arm Caps	Work Shelves	Conical Tops	Conical Bases
<b>Material</b>									
Cherry Veneer	CH1	●	●		●	● <sup>0</sup>	●	●	polystyrene
Maple Veneer	MA1	●	●	● <sup>0</sup>	●	● <sup>0</sup>	●	●	
Walnut Veneer	WA1	●	●		●	● <sup>0</sup>	●	●	
Laminate		●	●		●		●	●	
<b>Finish (Cherry)</b>									
Barley	BRL	●	●	●	●	●	●	●	● <sup>2</sup>
Bourbon Medium	BBM	●	●	●	●	●	●	●	● <sup>2</sup>
Brighton Medium	BRM	●	●	●	●	●	●	●	● <sup>2</sup>
Classic	CLA	●	●	●	●	●	●	●	● <sup>2</sup>
Collectors*	CLL	●	●	●	●	●	●	●	● <sup>2</sup>
Earthy	EAR	●	●	●	●	●	●	●	● <sup>2</sup>
Harvest*	HRV	●	●	●	●	●	●	●	● <sup>2</sup>
Legacy	LGC	●	●	●	●	●	●	●	● <sup>2</sup>
Praline*	PRL	●	●	●	●	●	●	●	● <sup>2</sup>
Saffron	SAF	●	●	●	●	●	●	●	● <sup>2</sup>
<b>Finish (Maple)</b>									
Ale Medium	ALM	●	●	●	●	●	●	●	● <sup>2</sup>
Butterscotch	BUT	●	●	●	●	●	●	●	● <sup>2</sup>
Cinnamon	CIN	●	●	●	●	●	●	●	● <sup>2</sup>
Flax	FLX	●	●	●	●	●	●	●	● <sup>2</sup>
Venetian	VEN	●	●	●	●	●	●	●	● <sup>2</sup>
<b>Finish (Walnut)</b>									
Auburn	AUB	●	●	●	●	●	●	●	● <sup>2</sup>
Espresso	ESP	●	●	●	●	●	●	●	● <sup>2</sup>
Mocha*	MCH	●	●	●	●	●	●	●	● <sup>2</sup>
Night Owl*	NTO	●	●	●	●	●	●	●	● <sup>2</sup>
Sienna*	SIE	●	●	●	●	●	●	●	● <sup>2</sup>
Toffee	TOF	●	●	●	●	●	●	●	● <sup>2</sup>
Truffle*	TRF	●	●	●	●	●	●	●	● <sup>2</sup>
<b>Laminate</b>									
Alabaster	ALB	●	●		●			●	● <sup>1, 2</sup>
Ale Light	ALL	●	●		●			●	● <sup>1, 2</sup>
Blonde Echo	BLO	●	●		●			●	● <sup>1, 2</sup>
Bourbon Light	BOL	●	●		●			●	● <sup>1, 2</sup>
Brazilwood	BZW	●	●		●			●	● <sup>1, 2</sup>
Bridal Blanco	BBL	●	●		●			●	● <sup>1, 2</sup>
Brighton Light	BGL	●	●		●			●	● <sup>1, 2</sup>
Collectors	CLL	●	●		●			●	● <sup>1, 2</sup>
Designer White	DWH	●	●		●		●	●	● <sup>1, 2</sup>
High Line	HGL	●	●		●			●	● <sup>1, 2</sup>
Shadow	SHD	●	●		●		●	●	● <sup>1, 2</sup>
Slate Grey	SLG	●	●		●		●	●	● <sup>1, 2</sup>
Studio Teak	STU	●	●		●			●	● <sup>1, 2</sup>
Vintage	VIN	●	●		●			●	● <sup>1, 2</sup>
Walnut Heights	WLH	●	●		●			●	● <sup>1, 2</sup>
<b>Paint Colors</b>									
Backdrop	BKD							●	● <sup>2</sup>
Black Fox	BFX							●	● <sup>2</sup>
Bright White	BWH							●	● <sup>2</sup>
Cargo Pants	CGP							●	● <sup>2</sup>
Chatroom	CHT							●	● <sup>2</sup>
French Roast	FRR							●	● <sup>2</sup>
Greek Villa	GRV							●	● <sup>2</sup>
Network Gray	NET							●	● <sup>2</sup>
Nonchalant White	NWH							●	● <sup>2</sup>
Storm	STM							●	● <sup>2</sup>
Tricorn Black	TRC							●	● <sup>2</sup>

\* coordinating laminate for tops available

<sup>0</sup> solid lumber<sup>1</sup> coordinating laminate finishes<sup>2</sup> finish on polystyrene material with imprinted wood grain

**Typicals:**  
**MT001**


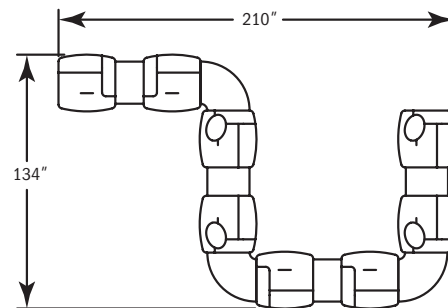


Total List: **\$16,674**

Models

- (3) MTL300
- (3) MTL301
- (1) MT0901
- (2) MTI901

**MT002**

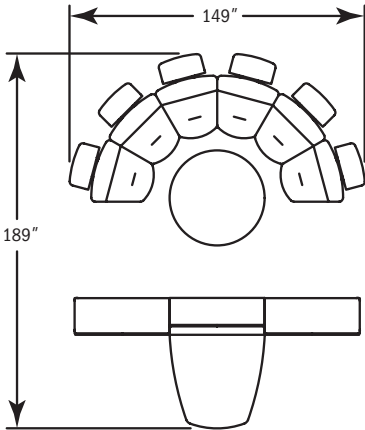


Total List: **\$22,677**

Models

- (3) MTL301UAL
- (2) MTL301UAL - oval tablet arm
- (1) MTL301UAR
- (2) MTL301UAR - oval tablet arm
- (4) MTT1522LTS - HPL laminate
- (3) MTT2525LTC - HPL laminate


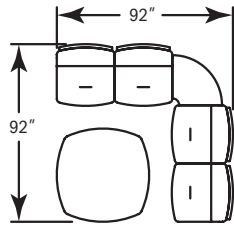
Typicals:  
MT003



Total List: **\$26,414**


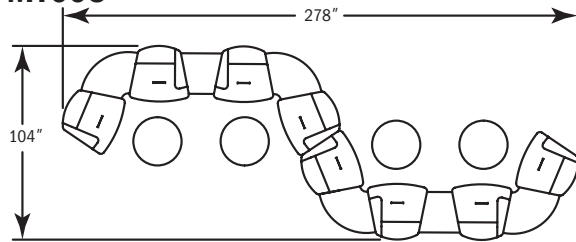
- Models
- (1) MTT4866-28MACW - HPL laminate
  - (2) MTT1848-58SDC - laminate
  - (1) MTVF48ROUN
  - (6) MTI304 - veneer work shelf
  - (3) PX800L

MT004

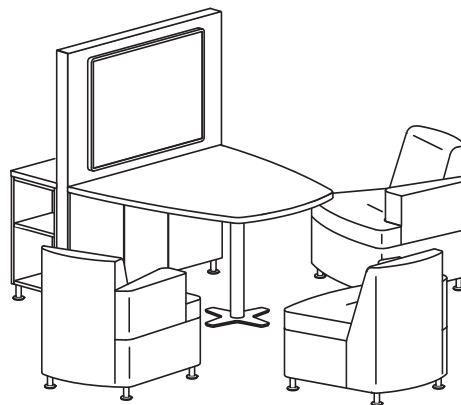
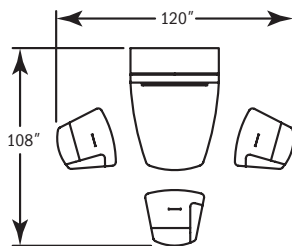


Total List: **\$12,877**


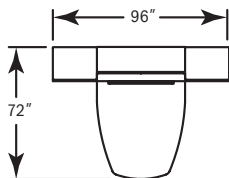
- Models
- (4) MTL306 - privacy screen
  - (1) MTV2525DTC
  - (1) MTVF48SQCL

**Typicals:****MT005**Total List: **\$29,556**Models


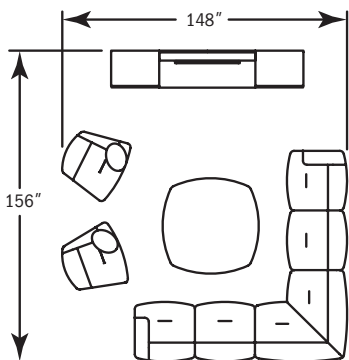
- (4) MT0221UAR
- (4) MT0221UAL
- (4) MTV2525DTC
- (2) MTV2222DTW
- (2) MTVP26ROUN

**MT006**Total List: **\$9,837**Models

- (2) MT0221UAR
- (1) MT0221UAL
- (1) MTT4866-28MACW - HPL laminate

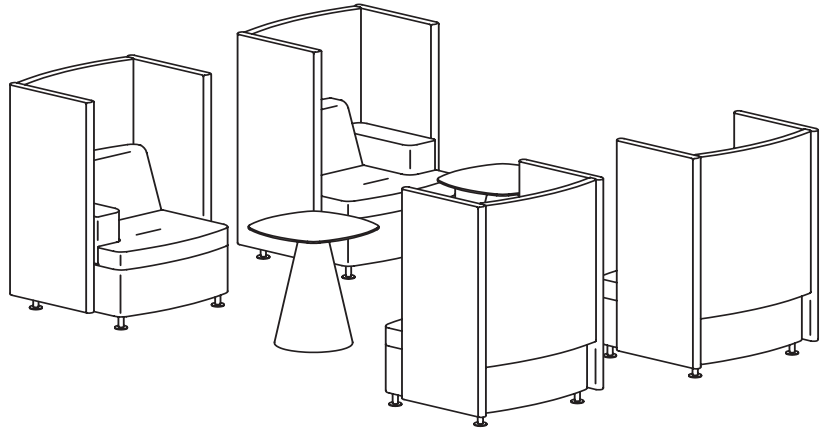
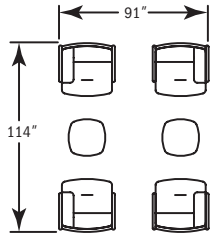
**Typicals:****MT007**Total List: **\$9,884****Models**

- (1) MTT4872-39MACW - HPL laminate
- (1) MTT1824-68SDR - laminate
- (1) MTT1824-68SDL - laminate
- (3) WK828AP

**MT008**Total List: **\$21,734****Models**

- (1) MTFV48SQCL- laminate top
- (2) MT0221UAL - oval tablet arm and casters
- (1) MTL301UAL
- (1) MTL301UAR
- (2) MTL301
- (1) MTI901
- (1) MTT1848MCW - HPL laminate
- (1) MTT1824-58SDL - laminate
- (1) MTT1824-58SDR - laminate

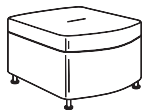
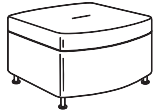
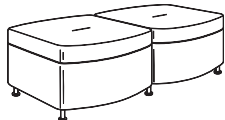
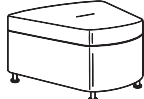
**Typicals:**  
**MT009**

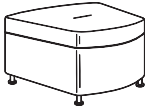




Total List: **\$13,600**

Models

- (2) MTL305UAL
- (2) MTL305UAR
- (2) MTVP22SQCL

Description	① Model	Specifications	List Price Per Grade
Narrow Inline Bench 	<b>MTL260</b> GSA Contract SIN #33721	<b>Dimensions</b>	<b>COM</b> \$1,221
		<b>D</b> <b>W</b> <b>H</b>	<b>A</b> \$1,241
		Overall 30 26 17 ¾	<b>B</b> \$1,281
		Seat 30 26 17 ¾	<b>COL/C</b> \$1,350
		<b>Upholstery</b> <b>Shipping</b>	<b>D</b> \$1,439
		COM Ydg 2 ¼ Ctn Wt 43	<b>E</b> \$1,528
		COL Sq Ft 45 Cu Ft 11	<b>F</b> \$1,666
		Chair Wt 38	<b>G</b> \$1,814
			<b>H</b> \$1,972
			<b>I</b> \$2,218
			<b>J</b> \$2,515
			<b>L1</b> \$1,922
			<b>L2</b> \$2,120
Inline Bench 	<b>MTL300</b> GSA Contract SIN #33721	<b>Dimensions</b>	<b>COM</b> \$1,239
		<b>D</b> <b>W</b> <b>H</b>	<b>A</b> \$1,259
		Overall 30 30 17 ¾	<b>B</b> \$1,299
		Seat 30 30 17 ¾	<b>COL/C</b> \$1,368
		<b>Upholstery</b> <b>Shipping</b>	<b>D</b> \$1,457
		COM Ydg 2 ¼ Ctn Wt 46	<b>E</b> \$1,546
		COL Sq Ft 45 Cu Ft 12	<b>F</b> \$1,684
		Chair Wt 40	<b>G</b> \$1,832
			<b>H</b> \$1,990
			<b>I</b> \$2,236
			<b>J</b> \$2,533
			<b>L1</b> \$1,940
			<b>L2</b> \$2,138
Two Seat Bench 	<b>MTL600</b> · casters not available GSA Contract SIN #33721	<b>Dimensions</b>	<b>COM</b> \$2,195
		<b>D</b> <b>W</b> <b>H</b>	<b>A</b> \$2,235
		Overall 30 60 17 ¾	<b>B</b> \$2,314
		Seat 30 60 17 ¾	<b>COL/C</b> \$2,452
		<b>Upholstery</b> <b>Shipping</b>	<b>D</b> \$2,630
		COM Ydg 4 ½ Ctn Wt 90	<b>E</b> \$2,808
		COL Sq Ft 90 Cu Ft 23	<b>F</b> \$3,084
		Chair Wt 80	<b>G</b> \$3,380
			<b>H</b> \$3,696
			<b>I</b> \$4,189
			<b>J</b> \$4,782
			<b>L1</b> \$3,597
			<b>L2</b> \$3,992
30° Concave Bench 	<b>MTI300</b> GSA Contract SIN #33721	<b>Dimensions</b>	<b>COM</b> \$1,252
		<b>D</b> <b>W</b> <b>H</b>	<b>A</b> \$1,272
		Overall 30 32 17 ¾	<b>B</b> \$1,312
		Seat 30 17 ¾	<b>COL/C</b> \$1,381
		<b>Upholstery</b> <b>Shipping</b>	<b>D</b> \$1,470
		COM Ydg 2 ¼ Ctn Wt 42	<b>E</b> \$1,559
		COL Sq Ft 45 Cu Ft 13	<b>F</b> \$1,697
		Chair Wt 37	<b>G</b> \$1,845
			<b>H</b> \$2,003
			<b>I</b> \$2,249
			<b>J</b> \$2,546
			<b>L1</b> \$1,953
			<b>L2</b> \$2,151

Description	① Model	Specifications				List Price Per Grade	
<b>22 ½° Concave Bench</b> 	<b>MTI220</b> GSA Contract SIN #33721	<b>Dimensions</b>	<b>D</b>	<b>W</b>	<b>H</b>	<b>COM</b>	<b>\$1,253</b>
		Overall	30	32	17 ¾	A	\$1,273
		Seat	30		17 ¾	B	\$1,313
		<b>Upholstery</b>		<b>Shipping</b>		COL/C	\$1,382
		COM Ydg	2 ¼	Ctn Wt	43	D	\$1,471
		COL Sq Ft	45	Cu Ft	13	E	\$1,560
				Chair Wt	38	F	\$1,698
						G	\$1,846
						H	\$2,004
						I	\$2,250
<b>30° Convex Bench</b> 	<b>MT0300</b> GSA Contract SIN #33721	<b>Dimensions</b>	<b>D</b>	<b>W</b>	<b>H</b>	<b>COM</b>	<b>\$1,252</b>
		Overall	30	32	17 ¾	A	\$1,272
		Seat	30		17 ¾	B	\$1,312
		<b>Upholstery</b>		<b>Shipping</b>		COL/C	\$1,381
		COM Ydg	2 ¼	Ctn Wt	42	D	\$1,470
		COL Sq Ft	45	Cu Ft	13	E	\$1,559
				Chair Wt	37	F	\$1,697
						G	\$1,845
						H	\$2,003
						I	\$2,249
<b>22 ½° Convex Bench</b> 	<b>MT0220</b> GSA Contract SIN #33721	<b>Dimensions</b>	<b>D</b>	<b>W</b>	<b>H</b>	<b>COM</b>	<b>\$1,253</b>
		Overall	30	32	17 ¾	A	\$1,273
		Seat	30		17 ¾	B	\$1,313
		<b>Upholstery</b>		<b>Shipping</b>		COL/C	\$1,382
		COM Ydg	2 ¼	Ctn Wt	43	D	\$1,471
		COL Sq Ft	45	Cu Ft	13	E	\$1,560
				Chair Wt	38	F	\$1,698
						G	\$1,846
						H	\$2,004
						I	\$2,250

**To Order, Specify:**

- ① Model Number
- ② Fabric Selection - vendor, pattern and color
  - A. Chair
  - B. Seat Cushion
- ③ Optional Casters; add \$99 list
- ④ Optional Wood Feet; add \$63 list and specify finish
- ⑤ Optional Power Center - Flush Mount (EC22) - Black (B) or White (W); add \$580 list each and specify left or right

- ② See a selection of graded in fabric manufacturers and patterns on pages 20-28. Contact Customer Service for additional fabric options.

**Specifications**

- Metal leg standard with 2 ¾" diameter leveling disc.
- Frame is puzzle jointed plywood construction.
- Seat has synthetic sheet webbing with cross strap reinforcement and 3 ¼" multi-density high resilience polyurethane foam.
- Linking bracket included.



## Description

## 1 Model

## Specifications

## List Price Per Grade

## Narrow Inline Club Chair

NOW!



## MTL261

- wood feet not available on quickship

GSA Contract SIN #33721

Dimensions	D	W	H
Overall	30	26	31 ½
Seat	20 ½	26	17 ¾
Upholstery		Shipping	
COM Ydg	3	Ctn Wt	55
COL Sq Ft	60	Cu Ft	18
		Chair Wt	48

COM	\$1,507
A	\$1,534
B	\$1,587
COL/C	\$1,679
D	\$1,797
E	\$1,916
F	\$2,100
G	\$2,297
H	\$2,508
I	\$2,837
J	\$3,232
L1	\$2,442
L2	\$2,705

## Narrow Inline Club Chair with Clean Out

NOW!



## MTL261-CO

- wood feet not available on quickship
- discrete clean out

GSA Contract SIN #33721

Dimensions	D	W	H
Overall	30	26	31 ½
Seat	20 ½	26	17 ¾
Upholstery		Shipping	
COM Ydg	3 ¼	Ctn Wt	55
COL Sq Ft	65	Cu Ft	18
		Chair Wt	48

COM	\$1,594
A	\$1,623
B	\$1,680
COL/C	\$1,780
D	\$1,908
E	\$2,037
F	\$2,236
G	\$2,450
H	\$2,678
I	\$3,035
J	\$3,462
L1	\$2,607
L2	\$2,892

## Inline Club Chair

NOW!



## MTL301

- wood feet not available on quickship

GSA Contract SIN #33721

Dimensions	D	W	H
Overall	30	30	31 ½
Seat	20 ½	30	17 ¾
Upholstery		Shipping	
COM Ydg	3	Ctn Wt	60
COL Sq Ft	60	Cu Ft	20
		Chair Wt	52

COM	\$1,523
A	\$1,550
B	\$1,603
COL/C	\$1,695
D	\$1,813
E	\$1,932
F	\$2,116
G	\$2,313
H	\$2,524
I	\$2,853
J	\$3,248
L1	\$2,458
L2	\$2,721

## Inline Club Chair with Clean Out

NOW!




## MTL301-CO


- wood feet not available on quickship
- discrete clean out

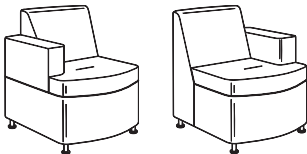
GSA Contract SIN #33721

Dimensions	D	W	H
Overall	30	30	31 ½
Seat	20 ½	30	17 ¾
Upholstery		Shipping	
COM Ydg	3 ¼	Ctn Wt	60
COL Sq Ft	65	Cu Ft	20
		Chair Wt	52

COM	\$1,618
A	\$1,647
B	\$1,704
COL/C	\$1,804
D	\$1,932
E	\$2,061
F	\$2,260
G	\$2,474
H	\$2,702
I	\$3,059
J	\$3,486
L1	\$2,631
L2	\$2,916

Description	1 Model	Specifications	List Price Per Grade
Two Seat Club Chair 	<b>MTL601</b> · casters not available  GSA Contract SIN #33721	<b>Dimensions</b>	<b>COM</b> \$2,917
		<b>D</b> 30 <b>W</b> 60 <b>H</b> 31 ½	<b>A</b> \$2,970
		<b>Overall</b>	<b>B</b> \$3,076
		<b>Seat</b> 20 ½      60      17 ¾	<b>COL/C</b> \$3,260
		<b>Upholstery</b>	<b>D</b> \$3,497
		<b>Shipping</b>	<b>E</b> \$3,734
		<b>COM Ydg</b> 6 <b>Ctn Wt</b> 118	<b>F</b> \$4,102
		<b>COL Sq Ft</b> 120 <b>Cu Ft</b> 39	<b>G</b> \$4,497
		<b>Chair Wt</b> 104	<b>H</b> \$4,918
			<b>I</b> \$5,576
			<b>J</b> \$6,366
			<b>L1</b> \$4,786
			<b>L2</b> \$5,313

Narrow Inline Club Chair with Arm  right      left	<b>MTL261UAR</b> <b>MTL261UAL</b> · wood feet not available on quickship  GSA Contract SIN #33721	<b>Dimensions</b>	<b>COM</b> \$1,649
		<b>D</b> 30 <b>W</b> 26 <b>H</b> 31 ½	<b>A</b> \$1,678
		<b>Overall</b>	<b>B</b> \$1,735
		<b>Seat</b> 20 ½      20      17 ¾	<b>COL/C</b> \$1,835
		<b>Upholstery</b>	<b>D</b> \$1,963
		<b>Shipping</b>	<b>E</b> \$2,092
		<b>COM Ydg</b> 3 ¼ <b>Ctn Wt</b> 67	<b>F</b> \$2,291
		<b>COL Sq Ft</b> 65 <b>Cu Ft</b> 18	<b>G</b> \$2,505
		<b>Chair Wt</b> 60	<b>H</b> \$2,733
			<b>I</b> \$3,090
			<b>J</b> \$3,517
			<b>L1</b> \$2,662
			<b>L2</b> \$2,947

Narrow Inline Club Chair with Arm and Clean Out  right      left	<b>MTL261UAR-CO</b> <b>MTL261UAL-CO</b> · wood feet not available on quickship · discrete clean out  GSA Contract SIN #33721	<b>Dimensions</b>	<b>COM</b> \$1,737
		<b>D</b> 30 <b>W</b> 26 <b>H</b> 31 ½	<b>A</b> \$1,768
		<b>Overall</b>	<b>B</b> \$1,830
		<b>Seat</b> 20 ½      20      17 ¾	<b>COL/C</b> \$1,937
		<b>Upholstery</b>	<b>D</b> \$2,075
		<b>Shipping</b>	<b>E</b> \$2,214
		<b>COM Ydg</b> 3 ½ <b>Ctn Wt</b> 67	<b>F</b> \$2,429
		<b>COL Sq Ft</b> 70 <b>Cu Ft</b> 18	<b>G</b> \$2,659
		<b>Chair Wt</b> 60	<b>H</b> \$2,905
			<b>I</b> \$3,288
			<b>J</b> \$3,749
			<b>L1</b> \$2,828
			<b>L2</b> \$3,135

**To Order, Specify:**

- 1 Model Number
- 2 Fabric Selection - vendor, pattern and color
  - A. Chair
  - B. Seat Cushion
- 3 Optional Casters; add \$99 list
- 4 Optional Wood Feet; add \$63 list and specify finish
- 5 Optional Tablet Arm, Oval or Rectangular; specify shape, material, finish and add \$618 list
- 6 Optional Arm Cap; specify wood species, finish or 3D Laminate and add \$279 list per arm
- 7 Optional Power Center - Flush Mount (EC22) - Black (B) or White (W); add \$550 list each and specify left or right

- 2 See a selection of graded in fabric manufacturers and patterns on pages 20-28 Contact Customer Service for additional fabric options.

**Specifications**

- Metal leg standard with 2 ¾" diameter leveling disc.
- Frame is puzzle jointed plywood construction.
- Seat has synthetic sheet webbing with cross strap reinforcement and 3 ¼" multi-density high resilience polyurethane foam.
- Back has 1 ¾" multi-density high resilience polyurethane foam.
- Upholstered arms are standard.
- Arm tops have 1" high resilience polyurethane foam.
- Optional arm cap is available in Maple, Walnut or Cherry.
- Optional tablet arm is available in Maple, Walnut, Cherry veneer, or HPL with exposed plywood edges.
- Linking bracket included.

## Description

## 1 Model

## Specifications

## List Price Per Grade

## Inline Club Chair with Arm

NOW!



right



left

**MTL301UAR**  
**MTL301UAL**

- wood feet not available on quickship

GSA Contract SIN #33721

Dimensions	D	W	H
Overall	30	30	31 ½
Seat	20 ½	23	17 ¾
Upholstery		Shipping	
COM Ydg	3 ¾	Ctn Wt	75
COL Sq Ft	75	Cu Ft	20
		Chair Wt	67

COM	\$1,699
A	\$1,733
B	\$1,798
COL/C	\$1,914
D	\$2,062
E	\$2,210
F	\$2,440
G	\$2,687
H	\$2,950
I	\$3,361
J	\$3,855
L1	\$2,868
L2	\$3,197

## Inline Club Chair with Arm with Clean Out

NOW!



right



left

**MTL301UAR-CO**  
**MTL301UAL-CO**

- wood feet not available on quickship
- discrete clean out

GSA Contract SIN #33721

Dimensions	D	W	H
Overall	30	30	31 ½
Seat	20 ½	23	17 ¾
Upholstery		Shipping	
COM Ydg	4	Ctn Wt	75
COL Sq Ft	80	Cu Ft	20
		Chair Wt	67

COM	\$1,794
A	\$1,830
B	\$1,900
COL/C	\$2,023
D	\$2,181
E	\$2,339
F	\$2,584
G	\$2,847
H	\$3,128
I	\$3,567
J	\$4,093
L1	\$3,040
L2	\$3,391

## Inline Club Chair with Both Arm

NOW!

**MTL301UA2**

- wood feet not available on quickship

GSA Contract SIN #33721

Dimensions	D	W	H
Overall	30	32	31 ½
Seat	20 ½	21	17 ¾
Upholstery		Shipping	
COM Ydg	4 ½	Ctn Wt	87
COL Sq Ft	90	Cu Ft	21
		Chair Wt	79

COM	\$1,975
A	\$2,017
B	\$2,101
COL/C	\$2,247
D	\$2,434
E	\$2,622
F	\$2,913
G	\$3,226
H	\$3,559
I	\$4,080
J	\$4,705
L1	\$3,455
L2	\$3,872

## Inline Club Chair with Both Arm and Clean Out

NOW!


**MTL301UA2-CO**

- wood feet not available on quickship
- discrete clean out

GSA Contract SIN #33721

Dimensions	D	W	H
Overall	30	32	31 ½
Seat	20 ½	21	17 ¾
Upholstery		Shipping	
COM Ydg	4 ¾	Ctn Wt	87
COL Sq Ft	95	Cu Ft	21
		Chair Wt	79

COM	\$2,069
A	\$2,114
B	\$2,201
COL/C	\$2,355
D	\$2,552
E	\$2,750
F	\$3,057
G	\$3,386
H	\$3,737
I	\$4,285
J	\$4,943
L1	\$3,627
L2	\$4,066

Description	① Model	Specifications				List Price Per Grade		
<div>Two Seat Club Chair with Arms</div> <div></div>	<div>MTL601UA</div> <div>· casters not available</div> <div>GSA Contract SIN #33721</div>	Dimensions		D	W	H	COM	\$3,141
		Overall		30	60	31 ½	A	\$3,199
		Seat		20 ½	46	17 ¾	B	\$3,313
		Upholstery		Shipping			COL/C	\$3,512
		COM Ydg		6 ½	Ctn Wt	148	D	\$3,769
		COL Sq Ft		130	Cu Ft	39	E	\$4,026
					Chair Wt	134	F	\$4,425
							G	\$4,853
							H	\$5,309
							I	\$6,022
							J	\$6,877
							L1	\$5,166
							L2	\$5,736


**To Order, Specify:**

- ① Model Number
- ② Fabric Selection - vendor, pattern and color
  - A. Chair
  - B. Seat Cushion
- ③ Optional Casters; add \$99 list
- ④ Optional Wood Feet; add \$63 list and specify finish
- ⑤ Optional Tablet Arm, Oval or Rectangular; specify shape, material, finish and add \$618 list
- ⑥ Optional Arm Cap; specify wood species, finish or 3D Laminate and add \$279 list per arm
- ⑦ Optional Power Center - Flush Mount (EC22) - Black (B) or White (W); add \$550 list each and specify left or right


- ② See a selection of graded in fabric manufacturers and patterns on pages 20-28 Contact Customer Service for additional fabric options.

**Specifications**

- Metal leg standard with 2 ¾" diameter leveling disc.
- Frame is puzzle jointed plywood construction.
- Seat has synthetic sheet webbing with cross strap reinforcement and 3 ¼" multi-density high resilience polyurethane foam.
- Back has 1 ¾" multi-density high resilience polyurethane foam.
- Upholstered arms are standard.
- Arm tops have 1" high resilience polyurethane foam.
- Optional arm cap is available in Maple, Walnut or Cherry.
- Optional tablet arm is available in Maple, Walnut, Cherry veneer, or HPL with exposed plywood edges.
- Linking bracket included.

Description	① Model	Specifications				List Price Per Grade	
<div>30° Concave Club Chair</div> <div></div>	<div>MTI301</div> <div>GSA Contract SIN #33721</div>	Dimensions	D	W	H	COM	\$1,530
		Overall	30	32	31 ½	A	\$1,557
		Seat	20 ½		17 ¾	B	\$1,610
		Upholstery		Shipping		COL/C	\$1,702
		COM Ydg	3	Ctn Wt	57	D	\$1,820
		COL Sq Ft	60	Cu Ft	22	E	\$1,939
				Chair Wt	48	F	\$2,123
						G	\$2,320
						H	\$2,531
						I	\$2,860
				J	\$3,255		
				L1	\$2,465		
				L2	\$2,728		

22 ½° Concave Club Chair



MTI221

GSA Contract SIN #33721

Dimensions	D	W	H	COM	\$1,533
Overall	30	32	31 ½	A	\$1,560
Seat	20 ½		17 ¾	B	\$1,613
Upholstery	Shipping			COL/C	\$1,705
COM Ydg	3	Ctn Wt	59	D	\$1,823
COL Sq Ft	60	Cu Ft	22	E	\$1,942
		Chair Wt	50	F	\$2,126
				G	\$2,323
				H	\$2,534
				I	\$2,863
				J	\$3,258
				L1	\$2,468
				L2	\$2,731

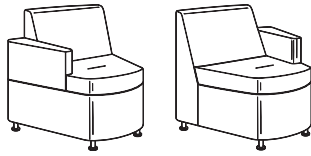
## Description

## ① Model

## Specifications

## List Price Per Grade

## 30° Concave Club Chair with Arm



right

left

MTI301UAR  
MTI301UAL

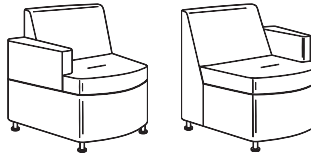
· tablet arm not available

GSA Contract SIN #33721

Dimensions	D	W	H
Overall	30	32	31 ½
Seat	20 ½		17 ¾
Upholstery		Shipping	
COM Ydg	3 ¾	Ctn Wt	72
COL Sq Ft	75	Cu Ft	22
		Chair Wt	63

COM	\$1,688
A	\$1,722
B	\$1,787
COL/C	\$1,903
D	\$2,051
E	\$2,199
F	\$2,429
G	\$2,676
H	\$2,939
I	\$3,350
J	\$3,844
L1	\$2,857
L2	\$3,186

## 22 ½° Concave Club Chair with Arm



right

left

MTI221UAR  
MTI221UAL

· tablet arm not available

GSA Contract SIN #33721

Dimensions	D	W	H
Overall	30	32	31 ½
Seat	20 ½		17 ¾
Upholstery		Shipping	
COM Ydg	3 ¾	Ctn Wt	74
COL Sq Ft	75	Cu Ft	22
		Chair Wt	65

COM	\$1,694
A	\$1,728
B	\$1,793
COL/C	\$1,909
D	\$2,057
E	\$2,205
F	\$2,435
G	\$2,682
H	\$2,945
I	\$3,356
J	\$3,850
L1	\$2,863
L2	\$3,192

## To Order, Specify:

- ① Model Number
- ② Fabric Selection - vendor, pattern and color
  - A. Chair
  - B. Seat Cushion
- ③ Optional Casters; add \$99 list
- ④ Optional Wood Feet; add \$63 list and specify finish
- ⑤ Optional Arm Cap; specify wood species, finish or 3D Laminate and add \$279 list per arm
- ⑥ Optional Power Center - Flush Mount (EC22) - Black (B) or White (W); add \$580 list each and specify left or right

- ② See a selection of graded in fabric manufacturers and patterns on pages 20-28. Contact Customer Service for additional fabric options.

## Specifications

- Metal leg standard with 2 ¾" diameter leveling disc.
- Frame is puzzle jointed plywood construction.
- Seat has synthetic sheet webbing with cross strap reinforcement and 3 ¼" multi-density high resilience polyurethane foam.
- Back has 1 ¾" multi-density high resilience polyurethane foam.
- Upholstered arms are standard.
- Arm tops have 1" high resilience polyurethane foam.
- Optional arm cap is available in Maple, Walnut or Cherry.
- Optional tablet arm is available in Maple, Walnut, Cherry veneer, or HPL with exposed plywood edges.
- Linking bracket included.

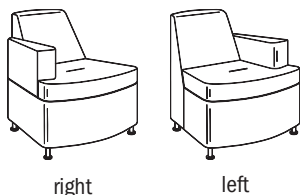
Description	① Model	Specifications	List Price Per Grade																												
30° Convex Club Chair	<b>MT0301</b> GSA Contract SIN #33721	<table> <tr> <th>Dimensions</th><th>D</th><th>W</th><th>H</th></tr> <tr> <td>Overall</td><td>30</td><td>32</td><td>31 ½</td></tr> <tr> <td>Seat</td><td>20 ½</td><td></td><td>17 ¾</td></tr> <tr> <th>Upholstery</th><th colspan="3">Shipping</th></tr> <tr> <td>COM Ydg</td><td>3</td><td>Ctn Wt</td><td>56</td></tr> <tr> <td>COL Sq Ft</td><td>60</td><td>Cu Ft</td><td>22</td></tr> <tr> <td></td><td></td><td>Chair Wt</td><td>47</td></tr> </table>	Dimensions	D	W	H	Overall	30	32	31 ½	Seat	20 ½		17 ¾	Upholstery	Shipping			COM Ydg	3	Ctn Wt	56	COL Sq Ft	60	Cu Ft	22			Chair Wt	47	COM \$1,517 A \$1,544 B \$1,597 COL/C \$1,689 D \$1,807 E \$1,926 F \$2,110 G \$2,307 H \$2,518 I \$2,847 J \$3,242 L1 \$2,452 L2 \$2,715
Dimensions	D	W	H																												
Overall	30	32	31 ½																												
Seat	20 ½		17 ¾																												
Upholstery	Shipping																														
COM Ydg	3	Ctn Wt	56																												
COL Sq Ft	60	Cu Ft	22																												
		Chair Wt	47																												



22 ½° Convex Club Chair	<b>MT0221</b> GSA Contract SIN #33721	<table> <tr> <th>Dimensions</th><th>D</th><th>W</th><th>H</th></tr> <tr> <td>Overall</td><td>30</td><td>32</td><td>31 ½</td></tr> <tr> <td>Seat</td><td>20 ½</td><td></td><td>17 ¾</td></tr> <tr> <th>Upholstery</th><th colspan="3">Shipping</th></tr> <tr> <td>COM Ydg</td><td>3</td><td>Ctn Wt</td><td>57</td></tr> <tr> <td>COL Sq Ft</td><td>60</td><td>Cu Ft</td><td>22</td></tr> <tr> <td></td><td></td><td>Chair Wt</td><td>48</td></tr> </table>	Dimensions	D	W	H	Overall	30	32	31 ½	Seat	20 ½		17 ¾	Upholstery	Shipping			COM Ydg	3	Ctn Wt	57	COL Sq Ft	60	Cu Ft	22			Chair Wt	48	COM \$1,524 A \$1,551 B \$1,604 COL/C \$1,696 D \$1,814 E \$1,933 F \$2,117 G \$2,314 H \$2,525 I \$2,854 J \$3,249 L1 \$2,459 L2 \$2,722
Dimensions	D	W	H																												
Overall	30	32	31 ½																												
Seat	20 ½		17 ¾																												
Upholstery	Shipping																														
COM Ydg	3	Ctn Wt	57																												
COL Sq Ft	60	Cu Ft	22																												
		Chair Wt	48																												



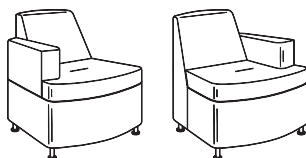
30° Convex Club Chair with Arm	<b>MT0301UAR</b> <b>MT0301UAL</b> GSA Contract SIN #33721	<table> <tr> <th>Dimensions</th><th>D</th><th>W</th><th>H</th></tr> <tr> <td>Overall</td><td>30</td><td>32</td><td>31 ½</td></tr> <tr> <td>Seat</td><td>20 ½</td><td></td><td>17 ¾</td></tr> <tr> <th>Upholstery</th><th colspan="3">Shipping</th></tr> <tr> <td>COM Ydg</td><td>3 ¼</td><td>Ctn Wt</td><td>71</td></tr> <tr> <td>COL Sq Ft</td><td>65</td><td>Cu Ft</td><td>22</td></tr> <tr> <td></td><td></td><td>Chair Wt</td><td>62</td></tr> </table>	Dimensions	D	W	H	Overall	30	32	31 ½	Seat	20 ½		17 ¾	Upholstery	Shipping			COM Ydg	3 ¼	Ctn Wt	71	COL Sq Ft	65	Cu Ft	22			Chair Wt	62	COM \$1,667 A \$1,696 B \$1,753 COL/C \$1,853 D \$1,981 E \$2,110 F \$2,309 G \$2,523 H \$2,751 I \$3,108 J \$3,535 L1 \$2,680 L2 \$2,965
Dimensions	D	W	H																												
Overall	30	32	31 ½																												
Seat	20 ½		17 ¾																												
Upholstery	Shipping																														
COM Ydg	3 ¼	Ctn Wt	71																												
COL Sq Ft	65	Cu Ft	22																												
		Chair Wt	62																												



right

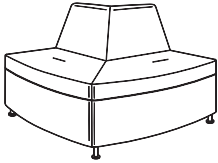
left

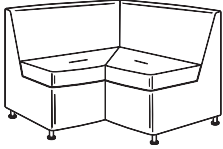
22 ½° Convex Club Chair with Arm	<b>MT0221UAR</b> <b>MT0221UAL</b> GSA Contract SIN #33721	<table> <tr> <th>Dimensions</th><th>D</th><th>W</th><th>H</th></tr> <tr> <td>Overall</td><td>30</td><td>32</td><td>31 ½</td></tr> <tr> <td>Seat</td><td>20 ½</td><td></td><td>17 ¾</td></tr> <tr> <th>Upholstery</th><th colspan="3">Shipping</th></tr> <tr> <td>COM Ydg</td><td>3 ¼</td><td>Ctn Wt</td><td>71</td></tr> <tr> <td>COL Sq Ft</td><td>65</td><td>Cu Ft</td><td>22</td></tr> <tr> <td></td><td></td><td>Chair Wt</td><td>62</td></tr> </table>	Dimensions	D	W	H	Overall	30	32	31 ½	Seat	20 ½		17 ¾	Upholstery	Shipping			COM Ydg	3 ¼	Ctn Wt	71	COL Sq Ft	65	Cu Ft	22			Chair Wt	62	COM \$1,674 A \$1,703 B \$1,760 COL/C \$1,860 D \$1,988 E \$2,117 F \$2,316 G \$2,530 H \$2,758 I \$3,115 J \$3,542 L1 \$2,687 L2 \$2,972
Dimensions	D	W	H																												
Overall	30	32	31 ½																												
Seat	20 ½		17 ¾																												
Upholstery	Shipping																														
COM Ydg	3 ¼	Ctn Wt	71																												
COL Sq Ft	65	Cu Ft	22																												
		Chair Wt	62																												



right

left

Description	① Model	Specifications				List Price Per Grade	
90° Convex Corner 	<b>MT0901</b> · casters not available  GSA Contract SIN #33721	<b>Dimensions</b>	<b>D</b>	<b>W</b>	<b>H</b>	<b>COM</b>	<b>\$2,736</b>
		Overall	46	46	31 ½	A	\$2,781
		Seat	20 ½		17 ¾	B	\$2,868
		<b>Upholstery</b>		<b>Shipping</b>		COL/C	\$3,022
		COM Ydg	5	Ctn Wt	122	D	\$3,219
		COL Sq Ft	100	Cu Ft	45	E	\$3,417
				Chair Wt	107	F	\$3,724
						G	\$4,053
						H	\$4,404
						I	\$4,952
						J	\$5,610
						L1	\$4,294
						L2	\$4,733

90° Concave Corner 	<b>MTI901</b> · casters not available  GSA Contract SIN #33721	<b>Dimensions</b>	<b>D</b>	<b>W</b>	<b>H</b>	<b>COM</b>	<b>\$2,826</b>
		Overall	46	46	31 ½	A	\$2,882
		Seat	20 ½		17 ¾	B	\$2,991
		<b>Upholstery</b>		<b>Shipping</b>		COL/C	\$3,183
		COM Ydg	6 ¼	Ctn Wt	132	D	\$3,430
		COL Sq Ft	125	Cu Ft	45	E	\$3,677
				Chair Wt	117	F	\$4,061
						G	\$4,472
						H	\$4,910
						I	\$5,596
						J	\$6,418
						L1	\$4,773
						L2	\$5,322

**To Order, Specify:**

- ① Model Number
- ② Fabric Selection - vendor, pattern and color
  - A. Chair
  - B. Seat Cushion
- ③ Optional Casters; add \$99 list
- ④ Optional Wood Feet; add \$63 list and specify finish
- ⑤ Optional Tablet Arm, Oval or Rectangular; specify shape, material, finish and add \$618 list
- ⑥ Optional Arm Cap; specify wood species, finish or 3D Laminate and add \$279 list per arm
- ⑦ Optional Power Center - Flush Mount (EC22) - Black (B) or White (W); add \$580 list each and specify left or right

- ② See a selection of graded in fabric manufacturers and patterns on pages 20-28. Contact Customer Service for additional fabric options.

**Specifications**

- Metal leg standard with 2 ¾" diameter leveling disc.
- Frame is puzzle jointed plywood construction.
- Seat has synthetic sheet webbing with cross strap reinforcement and 3 ¼" multi-density high resilience polyurethane foam.
- Back has 1 ¾" multi-density high resilience polyurethane foam.
- Upholstered arms are standard.
- Arm tops have 1" high resilience polyurethane foam.
- Optional arm cap is available in Maple, Walnut or Cherry.
- Optional tablet arm is available in Maple, Walnut, Cherry veneer, or HPL with exposed plywood edges.
- Linking bracket included.



## Description

## ① Model

## Specifications

## List Price Per Grade

Narrow Inline Club Chair with  
Work Shelf

**MTL264**

· casters not available

GSA Contract SIN #33721

Dimensions	D	W	H
Overall	41 ¼	26	39
Seat	20 ½	26	17 ¾
Upholstery		Shipping	
COM Ydg	3	Ctn Wt	93
COL Sq Ft	60	Cu Ft	23
		Chair Wt	83

COM \$2,262  
A \$2,289  
B \$2,342  
COL/C \$2,434  
D \$2,552  
E \$2,671  
F \$2,855  
G \$3,052  
H \$3,263  
I \$3,592  
J \$3,987  
L1 \$3,197  
L2 \$3,460

Inline Club Chair with Work Shelf

**MTL304**

· casters not available

GSA Contract SIN #33721

Dimensions	D	W	H
Overall	41 ¼	30	39
Seat	20 ½	30	17 ¾
Upholstery		Shipping	
COM Ydg	3	Ctn Wt	94
COL Sq Ft	60	Cu Ft	25
		Chair Wt	87

COM \$2,281  
A \$2,308  
B \$2,361  
COL/C \$2,453  
D \$2,571  
E \$2,690  
F \$2,874  
G \$3,071  
H \$3,282  
I \$3,611  
J \$4,006  
L1 \$3,216  
L2 \$3,479



## Description

## ① Model

## Specifications

## List Price Per Grade

30° Concave Club Chair with  
Work Shelf

**MTI304**

· casters not available

GSA Contract SIN #33721

Dimensions	D	W	H
Overall	41 ¼	32	39
Seat	20 ½		17 ¾
Upholstery		Shipping	
COM Ydg	3	Ctn Wt	95
COL Sq Ft	60	Cu Ft	27
		Chair Wt	83

COM \$2,286  
A \$2,313  
B \$2,366  
COL/C \$2,458  
D \$2,576  
E \$2,695  
F \$2,879  
G \$3,076  
H \$3,287  
I \$3,616  
J \$4,011  
L1 \$3,221  
L2 \$3,484

22 ½° Concave Club Chair with  
Work Shelf

**MTI224**

· casters not available

GSA Contract SIN #33721

Dimensions	D	W	H
Overall	41 ¼	32	39
Seat	20 ½		17 ¾
Upholstery		Shipping	
COM Ydg	3	Ctn Wt	97
COL Sq Ft	60	Cu Ft	27
		Chair Wt	85

COM \$2,298  
A \$2,325  
B \$2,378  
COL/C \$2,470  
D \$2,588  
E \$2,707  
F \$2,891  
G \$3,088  
H \$3,299  
I \$3,628  
J \$4,023  
L1 \$3,233  
L2 \$3,496

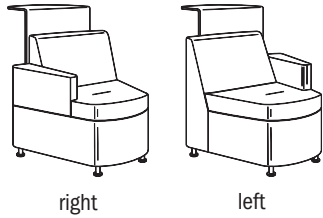
## Description

## ① Model

## Specifications

## List Price Per Grade

30° Concave Club Chair with Arm and Work Shelf



right

left

**MTI304UAR**  
**MTI304UAL**

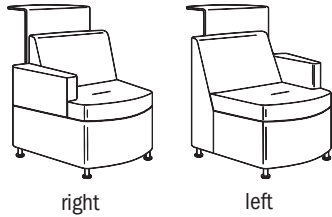
- casters not available
- tablet arm not available

GSA Contract SIN #33721

Dimensions	D	W	H
Overall	41 ¼	32	39
Seat	20 ½		17 ¾
Upholstery		Shipping	
COM Ydg	3 ¾	Ctn Wt	110
COL Sq Ft	75	Cu Ft	27
		Chair Wt	98

COM	\$2,447
A	\$2,481
B	\$2,546
COL/C	\$2,662
D	\$2,810
E	\$2,958
F	\$3,188
G	\$3,435
H	\$3,698
I	\$4,109
J	\$4,603
L1	\$3,616
L2	\$3,945

22 ½° Concave Club Chair with Arm and Work Shelf



right

left

**MTI224UAR**  
**MTI224UAL**

- casters not available
- tablet arm not available

GSA Contract SIN #33721

Dimensions	D	W	H
Overall	41 ¼	32	39
Seat	20 ½		17 ¾
Upholstery		Shipping	
COM Ydg	3 ¾	Ctn Wt	112
COL Sq Ft	75	Cu Ft	27
		Chair Wt	100

COM	\$2,451
A	\$2,485
B	\$2,550
COL/C	\$2,666
D	\$2,814
E	\$2,962
F	\$3,192
G	\$3,439
H	\$3,702
I	\$4,113
J	\$4,607
L1	\$3,620
L2	\$3,949

## To Order, Specify:

- ① Model Number
- ② Fabric Selection - vendor, pattern and color
  - A. Chair
  - B. Seat Cushion
- ③ Optional Wood Feet; add \$63 list and specify finish
- ④ Optional Arm Cap; specify wood species, finish or 3D Laminate and add \$269 list per arm
- ⑤ Optional Power Center - Flush Mount (EC22) - Black (B) or White (W);
  - Side of Seating; add \$550 list each and specify right or left
  - Back of Work Shelf; add \$607 list each
- ⑥ Work Shelf Wood Species - Cherry (CH1), Maple (MA1) or Walnut (WA1)
- ⑦ Work Shelf Wood Finish
- ⑧ Work Shelf Laminate Color Selection
- ⑨ Optional Work Shelf Acrylic Screen; add \$220 list

- ② See a selection of graded in fabric manufacturers and patterns on pages 20-28. Contact Customer Service for additional fabric options.

## ⑦ Work Shelf Wood Finish Options:

## Cherry

BRL	Barley
BBM	Bourbon Medium
BRM	Brighton Medium
CLA	Classic
CLL	Collectors
EAR	Earthy
HRV	Harvest
LGC	Legacy
PRL	Praline
SAF	Saffron

## Walnut

AUB	Auburn
ESP	Espresso
MCH	Mocha
NTO	Night Owl
SIE	Sienna
TOF	Toffee
TRF	Truffle

## Maple




ALM	Ale Medium
BUT	Butterscotch
CIN	Cinnamon
FLX	Flax
VEN	Venetian

## ⑧ Work Shelf Laminate Color Selection:

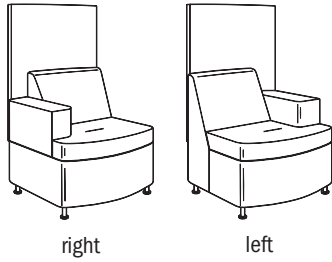
DWH	Designer White
SHD	Shadow
SLG	Slate Grey

## Specifications

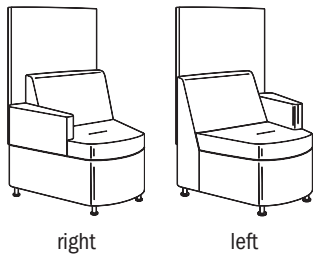
- Metal leg standard with 2 ¾" diameter leveling disc.
- Frame is puzzle jointed plywood construction.
- Seat has synthetic sheet webbing with cross strap reinforcement and 3 ¼" multi-density high resilience polyurethane foam.
- Back has 1 ¾" multi-density high resilience polyurethane foam.
- Upholstered arms are standard.
- Arm tops have 1" high resilience polyurethane foam.
- Optional arm cap is available in Maple, Walnut or Cherry.
- 39" high rear work shelf is available in Maple, Cherry, Walnut veneer or solid color HPL with exposed plywood edges.
- Work shelf is field installed.
- Work shelf dimensions 9 ½" x 22"
- Optional frosted acrylic screen with brushed aluminum standoffs is 4 ¾" tall
- Linking bracket included.

Description	① Model	Specifications	List Price Per Grade																														
Inline Club Chair with Privacy Screen 	MTL306 · casters not available  GSA Contract SIN #33721	<table><tr><th>Dimensions</th><th>D</th><th>W</th><th>H</th></tr><tr><td>Overall</td><td>31 ¾</td><td>30</td><td>50</td></tr><tr><td>Seat</td><td>20 ½</td><td>30</td><td>17 ¾</td></tr><tr><th colspan="2">Upholstery</th><th colspan="2">Shipping</th></tr><tr><td>COM Ydg</td><td>5 ¼</td><td>Ctn Wt</td><td>78</td></tr><tr><td>COL Sq Ft</td><td>105</td><td>Cu Ft</td><td>24</td></tr><tr><td></td><td></td><td>Chair Wt</td><td>67</td></tr></table>	Dimensions	D	W	H	Overall	31 ¾	30	50	Seat	20 ½	30	17 ¾	Upholstery		Shipping		COM Ydg	5 ¼	Ctn Wt	78	COL Sq Ft	105	Cu Ft	24			Chair Wt	67	COM \$2,043 A \$2,090 B \$2,182 COL/C \$2,343 D \$2,550 E \$2,758 F \$3,080 G \$3,426 H \$3,794 I \$4,370 J \$5,061 L1 \$3,679 L2 \$4,139		
		Dimensions	D	W	H																												
		Overall	31 ¾	30	50																												
		Seat	20 ½	30	17 ¾																												
		Upholstery		Shipping																													
		COM Ydg	5 ¼	Ctn Wt	78																												
		COL Sq Ft	105	Cu Ft	24																												
				Chair Wt	67																												
		30° Concave Club Chair with Privacy Screen 	MTI306 · casters not available  GSA Contract SIN #33721	<table><tr><th>Dimensions</th><th>D</th><th>W</th><th>H</th></tr><tr><td>Overall</td><td>31 ¾</td><td>32</td><td>50</td></tr><tr><td>Seat</td><td>20 ½</td><td></td><td>17 ¾</td></tr><tr><th colspan="2">Upholstery</th><th colspan="2">Shipping</th></tr><tr><td>COM Ydg</td><td>5 ¼</td><td>Ctn Wt</td><td>74</td></tr><tr><td>COL Sq Ft</td><td>105</td><td>Cu Ft</td><td>26</td></tr><tr><td></td><td></td><td>Chair Wt</td><td>63</td></tr></table>	Dimensions	D	W	H	Overall	31 ¾	32	50	Seat	20 ½		17 ¾	Upholstery		Shipping		COM Ydg	5 ¼	Ctn Wt	74	COL Sq Ft	105	Cu Ft	26			Chair Wt	63	COM \$2,047 A \$2,094 B \$2,186 COL/C \$2,347 D \$2,554 E \$2,762 F \$3,084 G \$3,430 H \$3,798 I \$4,374 J \$5,065 L1 \$3,683 L2 \$4,143
				Dimensions	D	W	H																										
Overall	31 ¾			32	50																												
Seat	20 ½				17 ¾																												
Upholstery				Shipping																													
COM Ydg	5 ¼			Ctn Wt	74																												
COL Sq Ft	105			Cu Ft	26																												
				Chair Wt	63																												
22 ½° Concave Club Chair with Privacy Screen 	MTI226 · casters not available  GSA Contract SIN #33721			<table><tr><th>Dimensions</th><th>D</th><th>W</th><th>H</th></tr><tr><td>Overall</td><td>31 ¾</td><td>32</td><td>50</td></tr><tr><td>Seat</td><td>20 ½</td><td></td><td>17 ¾</td></tr><tr><th colspan="2">Upholstery</th><th colspan="2">Shipping</th></tr><tr><td>COM Ydg</td><td>5 ¼</td><td>Ctn Wt</td><td>76</td></tr><tr><td>COL Sq Ft</td><td>105</td><td>Cu Ft</td><td>26</td></tr><tr><td></td><td></td><td>Chair Wt</td><td>65</td></tr></table>	Dimensions	D	W	H	Overall	31 ¾	32	50	Seat	20 ½		17 ¾	Upholstery		Shipping		COM Ydg	5 ¼	Ctn Wt	76	COL Sq Ft	105	Cu Ft	26			Chair Wt	65	COM \$2,053 A \$2,100 B \$2,192 COL/C \$2,353 D \$2,560 E \$2,768 F \$3,090 G \$3,436 H \$3,804 I \$4,380 J \$5,071 L1 \$3,689 L2 \$4,149
				Dimensions	D	W	H																										
		Overall	31 ¾	32	50																												
		Seat	20 ½		17 ¾																												
		Upholstery		Shipping																													
		COM Ydg	5 ¼	Ctn Wt	76																												
		COL Sq Ft	105	Cu Ft	26																												
				Chair Wt	65																												

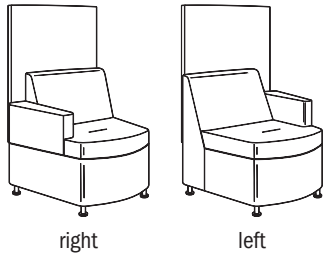
Description	① Model	Specifications	List Price Per Grade																												
Inline Club Chair with Arm and Privacy Screen	<b>MTL306UAR</b> <b>MTL306UAL</b> • casters not available  GSA Contract SIN #33721	<table> <tr> <th>Dimensions</th><th>D</th><th>W</th><th>H</th></tr> <tr> <td>Overall</td><td>31 ¾</td><td>30</td><td>50</td></tr> <tr> <td>Seat</td><td>20 ½</td><td>23</td><td>17 ¾</td></tr> <tr> <th>Upholstery</th><th colspan="3">Shipping</th></tr> <tr> <td>COM Ydg</td><td>6</td><td>Ctn Wt</td><td>93</td></tr> <tr> <td>COL Sq Ft</td><td>120</td><td>Cu Ft</td><td>24</td></tr> <tr> <td></td><td></td><td>Chair Wt</td><td>82</td></tr> </table>	Dimensions	D	W	H	Overall	31 ¾	30	50	Seat	20 ½	23	17 ¾	Upholstery	Shipping			COM Ydg	6	Ctn Wt	93	COL Sq Ft	120	Cu Ft	24			Chair Wt	82	COM \$2,166 A \$2,219 B \$2,325 COL/C \$2,509 D \$2,746 E \$2,983 F \$3,351 G \$3,746 H \$4,167 I \$4,825 J \$5,615 L1 \$4,035 L2 \$4,562
Dimensions	D	W	H																												
Overall	31 ¾	30	50																												
Seat	20 ½	23	17 ¾																												
Upholstery	Shipping																														
COM Ydg	6	Ctn Wt	93																												
COL Sq Ft	120	Cu Ft	24																												
		Chair Wt	82																												



30° Concave Club Chair with Arm and Privacy Screen	<b>MTI306UAR</b> <b>MTI306UAL</b> • casters not available • tablet arm not available  GSA Contract SIN #33721	<table> <tr> <th>Dimensions</th><th>D</th><th>W</th><th>H</th></tr> <tr> <td>Overall</td><td>31 ¾</td><td>32</td><td>50</td></tr> <tr> <td>Seat</td><td>20 ½</td><td></td><td>17 ¾</td></tr> <tr> <th>Upholstery</th><th colspan="3">Shipping</th></tr> <tr> <td>COM Ydg</td><td>6</td><td>Ctn Wt</td><td>89</td></tr> <tr> <td>COL Sq Ft</td><td>120</td><td>Cu Ft</td><td>26</td></tr> <tr> <td></td><td></td><td>Chair Wt</td><td>78</td></tr> </table>	Dimensions	D	W	H	Overall	31 ¾	32	50	Seat	20 ½		17 ¾	Upholstery	Shipping			COM Ydg	6	Ctn Wt	89	COL Sq Ft	120	Cu Ft	26			Chair Wt	78	COM \$2,207 A \$2,260 B \$2,366 COL/C \$2,550 D \$2,787 E \$3,024 F \$3,392 G \$3,787 H \$4,208 I \$4,866 J \$5,656 L1 \$4,076 L2 \$4,603
Dimensions	D	W	H																												
Overall	31 ¾	32	50																												
Seat	20 ½		17 ¾																												
Upholstery	Shipping																														
COM Ydg	6	Ctn Wt	89																												
COL Sq Ft	120	Cu Ft	26																												
		Chair Wt	78																												



22 ½° Concave Club Chair with Arm and Privacy Screen	<b>MTI226UAR</b> <b>MTI226UAL</b> • casters not available • tablet arm not available  GSA Contract SIN #33721	<table> <tr> <th>Dimensions</th><th>D</th><th>W</th><th>H</th></tr> <tr> <td>Overall</td><td>31 ¾</td><td>32</td><td>50</td></tr> <tr> <td>Seat</td><td>20 ½</td><td></td><td>17 ¾</td></tr> <tr> <th>Upholstery</th><th colspan="3">Shipping</th></tr> <tr> <td>COM Ydg</td><td>6</td><td>Ctn Wt</td><td>91</td></tr> <tr> <td>COL Sq Ft</td><td>120</td><td>Cu Ft</td><td>26</td></tr> <tr> <td></td><td></td><td>Chair Wt</td><td>80</td></tr> </table>	Dimensions	D	W	H	Overall	31 ¾	32	50	Seat	20 ½		17 ¾	Upholstery	Shipping			COM Ydg	6	Ctn Wt	91	COL Sq Ft	120	Cu Ft	26			Chair Wt	80	COM \$2,213 A \$2,266 B \$2,372 COL/C \$2,556 D \$2,793 E \$3,030 F \$3,398 G \$3,793 H \$4,214 I \$4,872 J \$5,662 L1 \$4,082 L2 \$4,609
Dimensions	D	W	H																												
Overall	31 ¾	32	50																												
Seat	20 ½		17 ¾																												
Upholstery	Shipping																														
COM Ydg	6	Ctn Wt	91																												
COL Sq Ft	120	Cu Ft	26																												
		Chair Wt	80																												

**To Order, Specify:**

- ① Model Number
- ② Fabric Selection - vendor, pattern and color
  - A. Chair
  - B. Seat Cushion
  - C. Privacy Screen
- ③ Optional Wood Feet; add \$63 list and specify finish
- ④ Optional Tablet Arm, Oval or Rectangular; specify shape, material, finish and add \$618 list
- ⑤ Optional Arm Cap; specify wood species, finish or 3D Laminate and add \$279 list per arm
- ⑥ Optional Power Center - Flush Mount (EC22) - Black (B) or White (W); add \$580 list each and specify left or right

- ② See a selection of graded in fabric manufacturers and patterns on pages 20-28. Contact Customer Service for additional fabric options.

**Specifications**

- Metal leg standard with 2 ¾" diameter leveling disc.
- Frame is puzzle jointed plywood construction.
- Seat has synthetic sheet webbing with cross strap reinforcement and 3 ¼" multi-density high resilience polyurethane foam.
- Back has 1 ¾" multi-density high resilience polyurethane foam.
- Upholstered arms are standard.
- Arm tops have 1" high resilience polyurethane foam.
- Optional arm cap is available in Maple, Walnut or Cherry.
- Optional tablet arm is available in Maple, Walnut, Cherry veneer, or HPL with exposed plywood edges.
- Upholstered privacy screen has polyurethane foam.
- Screen is field installed.
- Linking bracket included.



## Description

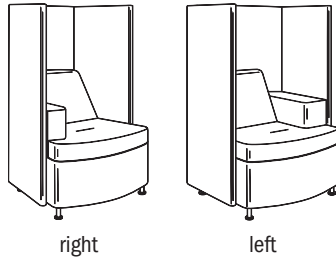
## ① Model

## Specifications

## List Price Per Grade

Inline Club Chair with Arm and Privacy Surround

**NOW!**



right

left

**MTL305UAR**  
**MTL305UAL**

- tablet arm not available
- wood feet not available on quickship

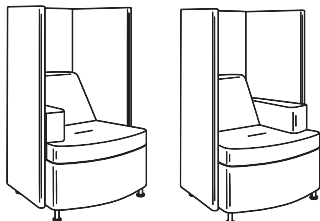
GSA Contract SIN #33721

Dimensions	D	W	H
Overall	31 ¾	33 ½	50
Seat	20 ½	23	17 ¾
Upholstery	Shipping		
COM Ydg	9	Ctn Wt	133
COL Sq Ft	181	Cu Ft	37
		Chair Wt	122

COM	\$2,757
A	\$2,835
B	\$2,988
COL/C	\$3,257
D	\$3,602
E	\$3,948
F	\$4,485
G	\$5,061
H	\$5,675
I	\$6,635
J	\$7,786
L1	\$5,483
L2	\$6,251

22 ½° Convex Club Chair with Arm and Privacy Surround

**NOW!**



right

left

**MT0225UAR**  
**MT0225UAL**

- tablet arm not available
- wood feet not available on quickship

GSA Contract SIN #33721

Dimensions	D	W	H
Overall	31 ¾	33 ½	50
Seat	20 ½		17 ¾
Upholstery	Shipping		
COM Ydg	8 ½	Ctn Wt	130
COL Sq Ft	171	Cu Ft	37
		Chair Wt	117

COM	\$2,708
A	\$2,781
B	\$2,926
COL/C	\$3,179
D	\$3,505
E	\$3,831
F	\$4,337
G	\$4,880
H	\$5,459
I	\$6,364
J	\$7,450
L1	\$5,278
L2	\$6,002

## To Order, Specify:


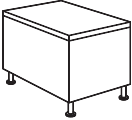
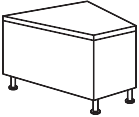
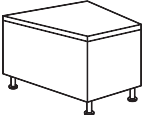
- ① Model Number
- ② Fabric Selection - vendor, pattern and color
  - A. Chair
  - B. Seat Cushion
  - C. Privacy Surround
- ③ Optional Casters; add \$99 list
- ④ Optional Wood Feet; add \$63 list and specify finish
- ⑤ Optional Arm Cap; specify wood species, finish or 3D Laminate and add \$279 list per arm
- ⑥ Optional Power Center - Flush Mount (EC22) - Black (B) or White (W); add \$580 list each and specify left or right.

- ② See a selection of graded in fabric manufacturers and patterns on pages 20-28. Contact Customer Service for additional fabric options.

## Specifications

- Metal leg standard with 2 ¾" diameter leveling disc.
- Frame is puzzle jointed plywood construction.
- Seat has synthetic sheet webbing with cross strap reinforcement and 3 ¼" multi-density high resilience polyurethane foam.
- Back has 1 ¾" multi-density high resilience polyurethane foam.
- Upholstered arms are standard.
- Arm tops have 1" high resilience polyurethane foam.
- Optional arm cap is available in Maple, Walnut or Cherry.
- Upholstered privacy screen has polyurethane foam.



Description	D	W	H	CTN WT	CU FT	① Model	Flat Cut List Price	Double Cut List Price
<b>Linking Drum Table</b>  <ul style="list-style-type: none"> <li>· quarter round</li> <li>· power unit available, see page 194</li> </ul> GSA Contract SIN #33721	25 13/16	25 13/16	15	48	9	MTV2525DTC	\$2,749	\$3,024
<b>Linking Drum Table</b>  <ul style="list-style-type: none"> <li>· rectangle</li> <li>· power unit available, see page 194</li> </ul> GSA Contract SIN #33721	22 1/4	15	15	40	5	MTV1522DTS	\$1,057	\$1,164
<b>Linking Drum Table</b>  <ul style="list-style-type: none"> <li>· 30° wedge</li> <li>· power unit available, see page 194</li> </ul> GSA Contract SIN #33721	22 1/4	22 1/4	15	47	6	MTV2230DTW	\$1,272	\$1,398
<b>Linking Drum Table</b>  <ul style="list-style-type: none"> <li>· 22 1/2° wedge</li> <li>· power unit available, see page 194</li> </ul> GSA Contract SIN #33721	22 1/4	22 1/4	15	49	6	MTV2222DTW	\$1,277	\$1,406

**To Order, Specify:**

- ① Model Number
- ② Wood Species - Cherry (CH1), Maple (MA1), Walnut (WA1) or Double Cut (DC1)
- ③ Wood Finish
- ④ Optional Wood Feet; add \$63 list and specify finish
- ⑤ Power Unit
  - Linking Drum Table - Node; specify with EC24 and order separately, see page 194.
- ⑥ Optional Wood Grain Laminate Top - no upcharge. Finishes with an asterisk (\*) have a coordinating laminate available.

**③ Wood Finish Options:****Cherry**

BRL	Barley
BBM	Bourbon Medium
BRM	Brighton Medium
CLA	Classic
CLL	Collectors
EAR	Earthy
HRV	Harvest
LGC	Legacy
PRL	Praline
SAF	Saffron

**Maple**

ALM	Ale Medium
BUT	Butterscotch
CIN	Cinnamon
FLX	Flax
VEN	Venetian

**Walnut**



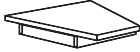
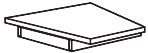
AUB	Auburn
ESP	Espresso
MCH	Mocha
NTO	Night Owl
SIE	Sienna
TOF	Toffee
TRF	Truffle

**Double Cut**

COF	Coffee
CRM	Cremello
FOS	Fossil
GRH	Graphite
KHK	Khaki
STU	Studio Teak

**Specifications**

- Metal leg standard with 2 3/8" diameter leveling disc.
- Plywood construction with glue, dowel, and metal fasteners.
- Linking bracket included to attach to lounge.

Description	D	W	H	CTN WT	CU FT	① Model	Laminate HPL	Veneer Flat Cut Double Cut	
<b>Linking Table Top</b> 	25 13/16	25 13/16	15	28	4	<b>MTT2525LTC</b>	<b>\$999</b>		
	25 13/16	25 13/16	15	28	4	<b>MTV2525LTC</b>		<b>\$1,051</b>	<b>\$1,157</b>
	· quarter round GSA Contract SIN #33721								
<b>Linking Table Top</b> 	22 1/4	15	15	18	2	<b>MTT1522LTS</b>	<b>\$904</b>		
	22 1/4	15	15	18	2	<b>MTV1522LTS</b>		<b>\$951</b>	<b>\$1,046</b>
	· rectangular GSA Contract SIN #33721								
<b>Linking Table Top</b> 	22 1/4	22 1/4	15	22	3	<b>MTT2230LTW</b>	<b>\$951</b>		
	22 1/4	22 1/4	15	22	3	<b>MTV2230LTW</b>		<b>\$1,000</b>	<b>\$1,101</b>
	· 30° wedge GSA Contract SIN #33721								
<b>Linking Table Top</b> 	22 1/4	22 1/4	15	22	3	<b>MTT2222LTW</b>	<b>\$951</b>		
	22 1/4	22 1/4	15	22	3	<b>MTV2222LTW</b>		<b>\$1,000</b>	<b>\$1,101</b>
	· 22 1/2° wedge GSA Contract SIN #33721								

**To Order, Specify:****Veneer Models**

- ① Model Number  
 ② Wood Species - Cherry (CH1), Maple (MA1),  
 Walnut (WA1) or Double Cut (DC1)  
 ③ Wood Finish

**Laminate Models**

- ① Model Number  
 ② Laminate Color

**② Laminate Color Options:****Veneer Grain Pattern Laminates**

AGA	Aged Ash	BGL	Brighton Light	PIN	Pinnacle Walnut
ALL	Ale Light	CLL	Collectors	STU	Studio Teak
BRL	Barley	FLO	Florence Walnut	VIN	Vintage
BLO	Blonde Echo	GRH	Graphite	WLH	Walnut Heights
BOL	Bourbon Light	HGL	High Line	WEA	Weathered Ash
BZW	Brazilwood	OAT	Oatmeal Cookie		

**Solid Laminates**

ALB	Alabaster	SHD	Shadow
BBL	Bridal Blanco	SLG	Slate Grey
DWH	Designer White		

**Specifications**

- 1" thick top with wood rim or PVC edge on silver metal frame.
- Permanent bolt attachment through side of adjacent lounge unit.


Description	D	W	H	CTN WT	CU FT	① Model	Flat Cut List Price	Double Cut List Price
Conical Base Pull-Up Table	22	22	26	48	7	MTVP22ROUN	\$1,286	\$1,416
	26	26	26	51	8	MTVP26ROUN	\$1,307	\$1,439
	30	30	26	52	9	MTVP30ROUN	\$1,331	\$1,467



- round top
- power unit not available

GSA Contract SIN #33721

Conical Base Pull-Up Table	22	22	26	46	7	MTVP22TRI	\$1,286	\$1,416
	26	26	26	49	8	MTVP26TRI	\$1,307	\$1,439



- triangle top
- power unit not available


GSA Contract SIN #33721

Conical Base Pull-Up Table	22	22	26	47	7	MTVP22SQCL	\$1,286	\$1,416
	26	26	26	50	8	MTVP26SQCL	\$1,307	\$1,439




- squircle top
- power unit not available

GSA Contract SIN #33721

Description	D	W	H	CTN WT	CU FT	① Model	Flat Cut List Price	Double Cut List Price
	36	36	26	116	16	MTVF36ROUN	\$1,840	\$2,024
	42	42	26	127	17	MTVF42ROUN	\$1,901	\$2,092
	48	48	26	138	19	MTVF48ROUN	\$1,956	\$2,151
	54	54	26	152	21	MTVF54ROUN	\$2,026	\$2,229


- round top
- power unit available, see page 194

GSA Contract SIN #33721

	36	36	26	113	16	MTVF36TRI	\$1,863	\$2,049
	42	42	26	122	17	MTVF42TRI	\$1,912	\$2,104
	48	48	26	132	19	MTVF48TRI	\$1,956	\$2,151
	54	54	26	146	21	MTVF54TRI	\$2,026	\$2,229

- triangle top
- power unit available, see page 194

GSA Contract SIN #33721

	36	36	26	121	16	MTVF36SQCL	\$1,840	\$2,024
	42	42	26	134	17	MTVF42SQCL	\$1,901	\$2,092
	48	48	26	146	19	MTVF48SQCL	\$1,956	\$2,151
	54	54	26	162	21	MTVF54SQCL	\$2,026	\$2,229

- squirrel top
- power unit available, see page 194

GSA Contract SIN #33721

**To Order, Specify:**

- ① Model Number
- ② Top Material
  - A.) Veneer
    - 1.) Wood Species - Cherry (CH1), Maple (MA1) Walnut (WA1) or Double Cut (DC1) (see page 129)
    - 2.) Finish Color (see page 129)
  - B.) Laminate
    - 1.) Laminate Color (see page 129)
  - C.) Paint
    - 1.) Paint Color (see page 130)
- ③ Conical Base Color
- ④ Power Unit - Moire; specify with EC23 cut-out or Node; specify with EC24 cut-out. The EC23 and EC24 must be ordered separately, see page 192.

**② Top Options:****A.) Top Wood Finish Options:**

Cherry	Maple	Walnut
BRL Barley	ALM Ale Medium	AUB Auburn
BBM Bourbon Medium	BUT Butterscotch	ESP Espresso
BRM Brighton Medium	CIN Cinnamon	MCH Mocha*
CLA Classic	FLX Flax	NTO Night Owl*
CLL Collectors*	VEN Venetian	SIE Sienna*
EAR Earthy		TOF Toffee
HRV Harvest*		TRF Truffle*
LGC Legacy		
PRL Praline*		
SAF Saffron		

\*finishes with coordinating laminate top option

**Double Cut**

COF Coffee
CRM Cremello
FOS Fossil
GRH Graphite
KHK Khaki
STU Studio Teak

**B.) Top Laminate Color Options:****Veneer Grain Pattern Laminates**

AGA Aged Ash	BGL Brighton Light	PIN Pinnacle Walnut
ALL Ale Light	CLL Collectors	STU Studio Teak
BRL Barley	FLO Florence Walnut	VIN Vintage
BLO Blonde Echo	GRH Graphite	WLH Walnut Heights
BOL Bourbon Light	HGL High Line	WEA Weathered Ash
BZW Brazilwood	OAT Oatmeal Cookie	

**Solid Laminates**

ALB Alabaster	SHD Shadow
BBL Bridal Blanco	SLG Slate Grey
DWH Designer White	

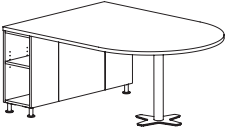
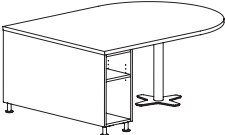
**C.) Top Paint Color Options:**

BKD Backdrop	GRV Greek Villa
BFX Black Fox	NET Network Gray
BWH Bright White	NWH Nonchalant White
CGP Cargo Pants	STM Storm
CHT Chatroom	TRC Tricorn Black
FRR French Roast	

**③ Base Color Options:**

CAG Aged Ash Coordinate	CGR Graphite Coordinate
PAB Alabaster	GRV Greek Villa
ALM Ale Medium	GLF Gulf Stream
AUB Auburn	HRV Harvest
BRL Barley	HTB Hearthrob
BKD Backdrop	CHL High Line Coordinate
BFX Black Fox	CKC Khaki Coordinate
CBE Blonde Echo Coordinate	LGC Legacy
BBM Bourbon Medium	MCH Mocha
CBZ Brazilwood Coordinate	NET Network Gray
PBB Bridal Blanco	NTO Night Owl
BRM Brighton Medium	NWH Nonchalant White
BWH Bright White	COA Oatmeal Cookie Coordinate
BUT Butterscotch	PAR Paradise
CGP Cargo Pants	CPI Pinnacle Walnut Coordinate
CHT Chatroom	PRL Praline
CIN Cinnamon	QXP Quixotic Plum
CLA Classic	RBZ Relic Bronze
CCF Coffee Coordinate	SAF Saffron
CLL Collectors	SNB Sandbank
CCR Cremello Coordinate	SHD Shadow
DSY Daisy	SIE Sienna
DRG Daring	PSG Slate Grey
PDW Designer White	STM Storm
DYN Dynamo	CST Studio Teak Coordinate
EAR Earthy	TOF Toffee
ENG Enigma	TRC Tricorn Black
FLX Flax	TRF Truffle
CFL Florence Walnut Coordinate	VEN Venetian
CFO Fossil Coordinate	CVI Vintage Coordinate
FRR French Roast	CWH Walnut Heights Coordinate
GBY Georgian Bay	CWE Weathered Ash Coordinate

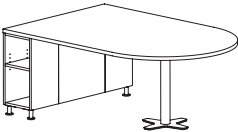
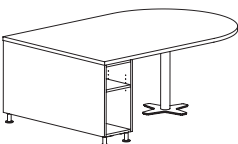
Description	D	W	H	CTN WT	CU FT	① Model	Laminate		Veneer	
							TFL Top	HPL Top	Flat Cut	Double Cut
Media Activity Center	48	66	28	245	24	MTT4866-28MATB	\$3,903	\$4,023		
	48	66	28	245	24	MTV4866-28MATB			\$4,858	\$5,344

- bullet shape top
- 48" x 66" worksurface
- 28"h worksurface
- side access bookcase base; 12 1/4"w
- front center access panel

GSA Contract SIN #33721

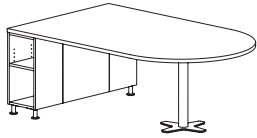
Media Activity Center	48	72	28	263	25	MTT4872-28MATB	\$3,956	\$4,078		
	48	72	28	263	25	MTV4872-28MATB			\$4,904	\$5,394

- bullet shape top
- 48" x 72" worksurface
- 28"h worksurface
- side access bookcase base; 12 1/4"w
- front center access panel

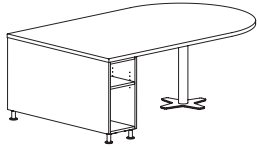
GSA Contract SIN #33721

Description	D	W	H	CTN WT	CU FT	① Model	Laminate		Veneer	
							TFL Top	HPL Top	Flat Cut	Double Cut
<b>Media Activity Center</b>	48	78	28	281	26	<b>MTT4878-28MATB</b>	<b>\$4,011</b>	<b>\$4,134</b>		
	48	78	28	281	26	<b>MTV4878-28MATB</b>			<b>\$4,925</b>	<b>\$5,418</b>

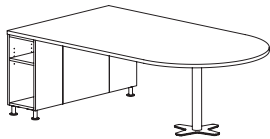


- bullet shape top
- 48" x 78" worksurface
- 28"h worksurface
- side access bookcase base; 12 1/4"w
- front center access panel

GSA Contract SIN #33721

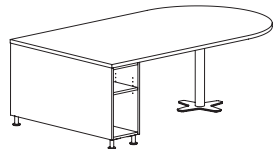


<b>Media Activity Center</b>	48	84	28	299	27	<b>MTT4884-28MATB</b>	<b>\$4,064</b>	<b>\$4,188</b>		
	48	84	28	299	27	<b>MTV4884-28MATB</b>			<b>\$4,999</b>	<b>\$5,499</b>



- bullet shape top
- 48" x 84" worksurface
- 28"h worksurface
- side access bookcase base; 12 1/4"w
- front center access panel

GSA Contract SIN #33721



#### To Order, Specify:

- ① Model Number
- ② Wood Species - Cherry (CH1), Maple (MA1), Walnut (WA1) or Double Cut (DC1)
- ③ Wood Finish
- ④ Laminate Selection
- ⑤ Optional Wood Feet; add \$63 list and specify finish
- ⑥ Optional Power Unit
  - Media Table - Ellora; specify with EC25 and order separately, see page 194.
- ⑦ Optional DropShare Power Unit; specify with Drop12 or Drop14 and order separately, see page 194.
- ⑧ Optional Coordinating Wood Grain Laminate Table Top - no upcharge. Finishes with an asterisk (\*) have a coordinating laminate available.

#### ③ Wood Finish Options:

Cherry		Maple		Walnut	
BRL	Barley	ALM	Ale Medium	AUB	Auburn
BBM	Bourbon Medium	BUT	Butterscotch	ESP	Espresso
BRM	Brighton Medium	CIN	Cinnamon	MCH	Mocha*
CLA	Classic	FLX	Flax	NTO	Night Owl*
CLL	Collectors*	VEN	Venetian	SIE	Sienna*
EAR	Earthy			TOF	Toffee
HRV	Harvest			TRF	Truffle*
LGC	Legacy				
PRL	Praline*	*finishes with coordinating laminate top option			
SAF	Saffron				

#### Double Cut

COF	Coffee
CRM	Cremello
FOS	Fossil
GRH	Graphite
KHK	Khaki
STU	Studio Teak

#### ④ Laminate Options:

##### Veneer Grain Pattern Laminates

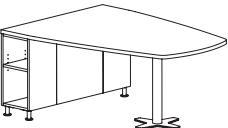
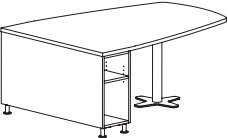
AGA	Aged Ash	BGL	Brighton Light	PIN	Pinnacle Walnut
ALL	Ale Light	CLL	Collectors	STU	Studio Teak
BRL	Barley	FLO	Florence Walnut	VIN	Vintage
BLO	Blonde Echo	GRH	Graphite	WLH	Walnut Heights
BOL	Bourbon Light	HGL	High Line	WEA	Weathered Ash
BZW	Brazilwood	OAT	Oatmeal Cookie		

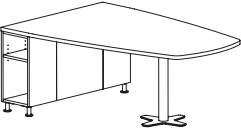
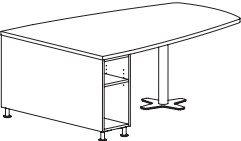
##### Solid Laminates

ALB	Alabaster	SHD	Shadow
BBL	Bridal Blanco	SLG	Slate Grey
DWH	Designer White		

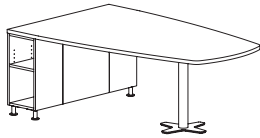
#### Specifications

- Metal leg standard with 2 3/8" diameter leveling disc.
- 3" diameter metal support post with integrated leveling and X-base with neoprene pads.
- Plywood construction with glue, dowel, and metal fasteners.
- 1 3/16" thick worksurface with radiused corners and a wood rim or PVC edge.
- Grommet in media panel
- TV bracket included. Recommended TV size 42".
- Bookcase with side access and rear access. Each compartment has one adjustable shelf.
- Rear hinged doors for wire access.
- Removable lower panels for wire access.

Description	D	W	H	CTN WT	CU FT	① Model	Laminate		Veneer	
							TFL Top	HPL Top	Flat Cut	Double Cut
 	48	66	28	240	24	MTT4866-28MATW	\$3,903	\$4,023		
	48	66	28	240	24	MTV4866-28MATW			\$4,858	\$5,344
<ul style="list-style-type: none"><li>· wedge shape top</li><li>· 48" x 66" worksurface</li><li>· 28"h worksurface</li><li>· side access bookcase base; 12 ¼"w</li><li>· front center access panel</li></ul> <div>GSA Contract SIN #33721</div>										

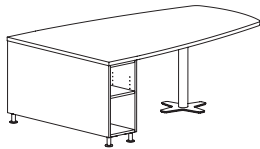
 	48	72	28	258	25	MTT4872-28MATW	\$3,956	\$4,078		
	48	72	28	258	25	MTV4872-28MATW			\$4,904	\$5,394
<ul style="list-style-type: none"><li>· wedge shape top</li><li>· 48" x 72" worksurface</li><li>· 28"h worksurface</li><li>· side access bookcase base; 12 ¼"w</li><li>· front center access panel</li></ul> <div>GSA Contract SIN #33721</div>										

Description	D	W	H	CTN WT	CU FT	① Model	Laminate		Veneer	
							TFL Top	HPL Top	Flat Cut	Double Cut
<b>Media Activity Center</b>	48	78	28	276	26	<b>MTT4878-28MATW</b>	<b>\$4,011</b>	<b>\$4,134</b>		
	48	78	28	276	26	<b>MTV4878-28MATW</b>			<b>\$4,925</b>	<b>\$5,418</b>

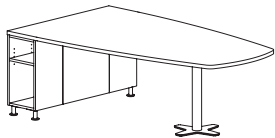


- wedge shape top
- 48" x 78" worksurface
- 28"h worksurface
- side access bookcase base; 12 1/4"w
- front center access panel

GSA Contract SIN #33721

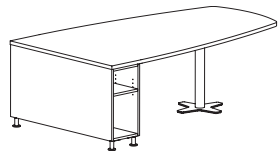


<b>Media Activity Center</b>	48	84	28	294	27	<b>MTT4884-28MATW</b>	<b>\$4,064</b>	<b>\$4,188</b>		
	48	84	28	294	27	<b>MTV4884-28MATW</b>			<b>\$4,999</b>	<b>\$5,499</b>



- wedge shape top
- 48" x 84" worksurface
- 28"h worksurface
- side access bookcase base; 12 1/4"w
- front center access panel

GSA Contract SIN #33721



#### To Order, Specify:

- ① Model Number
- ② Wood Species - Cherry (CH1), Maple (MA1), Walnut (WA1) or Double Cut (DC1)
- ③ Wood Finish
- ④ Laminate Selection
- ⑤ Optional Wood Feet; add \$63 list and specify finish
- ⑥ Optional Power Unit
  - Media Table - Ellora; specify with EC25 and order separately, see page 194.
- ⑦ Optional DropShare Power Unit; specify with Drop12 or Drop14 and order separately, see page 194.
- ⑧ Optional Coordinating Wood Grain Laminate Table Top - no upcharge. Finishes with an asterisk (\*) have a coordinating laminate available.

#### ③ Wood Finish Options:

Cherry		Maple		Walnut	
BRL	Barley	ALM	Ale Medium	AUB	Auburn
BBM	Bourbon Medium	BUT	Butterscotch	ESP	Espresso
BRM	Brighton Medium	CIN	Cinnamon	MCH	Mocha*
CLA	Classic	FLX	Flax	NTO	Night Owl*
CLL	Collectors*	VEN	Venetian	SIE	Sienna*
EAR	Earthy			TOF	Toffee
HRV	Harvest			TRF	Truffle*
LGC	Legacy				
PRL	Praline*	*finishes with coordinating laminate top option			
SAF	Saffron				

#### Double Cut

COF	Coffee
CRM	Cremello
FOS	Fossil
GRH	Graphite
KHK	Khaki
STU	Studio Teak

#### ④ Laminate Options:

##### Veneer Grain Pattern Laminates

AGA	Aged Ash	BGL	Brighton Light	PIN	Pinnacle Walnut
ALL	Ale Light	CLL	Collectors	STU	Studio Teak
BRL	Barley	FLO	Florence Walnut	VIN	Vintage
BLO	Blonde Echo	GRH	Graphite	WLH	Walnut Heights
BOL	Bourbon Light	HGL	High Line	WEA	Weathered Ash
BZW	Brazilwood	OAT	Oatmeal Cookie		

##### Solid Laminates

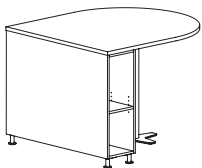
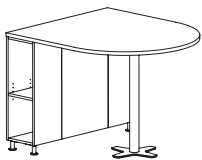
ALB	Alabaster	SHD	Shadow
BBL	Bridal Blanco	SLG	Slate Grey
DWH	Designer White		

#### Specifications

- Metal leg standard with 2 3/8" diameter leveling disc.
- 3" diameter metal support post with integrated leveling and X-base with neoprene pads.
- Plywood construction with glue, dowel, and metal fasteners.
- 1 3/16" thick worksurface with radiused corners and a wood rim or PVC edge.
- Grommet in media panel
- TV bracket included. Recommended TV size 42".
- Bookcase with side access and rear access. Each compartment has one adjustable shelf.
- Rear hinged doors for wire access.
- Removable lower panels for wire access.



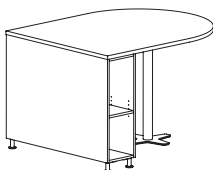
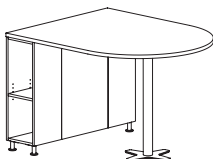
Description	D	W	H	CTN WT	CU FT	① Model	Laminate		Veneer	
							TFL Top	HPL Top	Flat Cut	Double Cut
Media Activity Center	48	54	39	241	27	MTT4854-39MATB	\$3,901	\$4,022		
	48	54	39	241	27	MTV4854-39MATB			\$4,909	\$5,401



- bullet shape top
- 48" x 54" worksurface
- 39"h worksurface
- side access bookcase base; 12 1/4"w
- front center access panel

GSA Contract SIN #33721

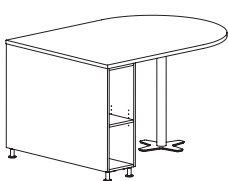
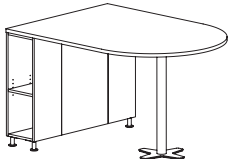
Media Activity Center	48	60	39	259	28	MTT4860-39MATB	\$3,945	\$4,068		
	48	60	39	259	28	MTV4860-39MATB			\$4,945	\$5,441



- bullet shape top
- 48" x 60" worksurface
- 39"h worksurface
- side access bookcase base; 12 1/4"w
- front center access panel

GSA Contract SIN #33721

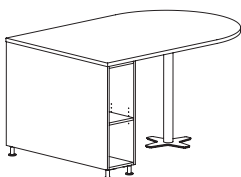
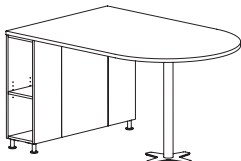
Media Activity Center	48	66	39	277	29	MTT4866-39MATB	\$4,052	\$4,176		
	48	66	39	277	29	MTV4866-39MATB			\$5,048	\$5,553



- bullet shape top
- 48" x 66" worksurface
- 39"h worksurface
- side access bookcase base; 12 1/4"w
- front center access panel

GSA Contract SIN #33721

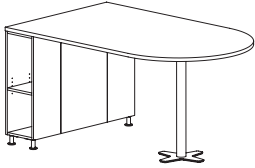
Media Activity Center	48	72	39	295	30	MTT4872-39MATB	\$4,104	\$4,231		
	48	72	39	295	30	MTV4872-39MATB			\$5,092	\$5,602



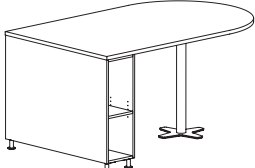
- bullet shape top
- 48" x 72" worksurface
- 39"h worksurface
- side access bookcase base; 12 1/4"w
- front center access panel

GSA Contract SIN #33721

Description	D	W	H	CTN WT	CU FT	① Model	Laminate		Veneer	
							TFL Top	HPL Top	Flat Cut	Double Cut
<b>Media Activity Center</b>	48	78	39	313	31	<b>MTT4878-39MATB</b>	<b>\$4,156</b>	<b>\$4,286</b>		
	48	78	39	313	31	<b>MTV4878-39MATB</b>			<b>\$5,138</b>	<b>\$5,654</b>

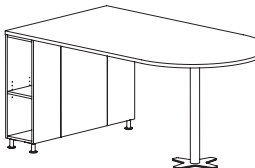


- bullet shape top
- 48" x 78" worksurface
- 39 h worksurface
- side access bookcase base; 12 1/4" w
- front center access panel

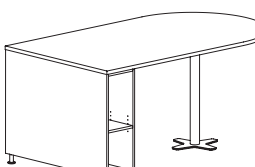


GSA Contract SIN #33721

<b>Media Activity Center</b>	48	84	39	331	32	<b>MTT4884-39MATB</b>	<b>\$4,210</b>	<b>\$4,339</b>		
	48	84	39	331	32	<b>MTV4884-39MATB</b>			<b>\$5,186</b>	<b>\$5,705</b>



- bullet shape top
- 48" x 84" worksurface
- 39" h worksurface
- side access bookcase base; 12 1/4" w
- front center access panel



GSA Contract SIN #33721

**To Order, Specify:**

- ① Model Number
- ② Wood Species - Cherry (CH1), Maple (MA1), Walnut (WA1) or Double Cut (DC1)
- ③ Wood Finish
- ④ Laminate Selection
- ⑤ Optional Wood Feet; add \$63 list and specify finish
- ⑥ Optional Power Unit
  - Media Table - Ellora; specify with EC25 and order separately, see page 194.
- ⑦ Optional DropShare Power Unit; specify with Drop12 or Drop14 and order separately, see page 194.
- ⑧ Optional Coordinating Wood Grain Laminate Table Top - no upcharge. Finishes with an asterisk (\*) have a coordinating laminate available.

**③ Wood Finish Options:**

Cherry		Maple		Walnut	
BRL	Barley	ALM	Ale Medium	AUB	Auburn
BBM	Bourbon Medium	BUT	Butterscotch	ESP	Espresso
BRM	Brighton Medium	CIN	Cinnamon	MCH	Mocha*
CLA	Classic	FLX	Flax	NTO	Night Owl*
CLL	Collectors*	VEN	Venetian	SIE	Sienna*
EAR	Earthy			TOF	Toffee
HRV	Harvest			TRF	Truffle*
LGC	Legacy				
PRL	Praline*	*finishes with coordinating laminate top option			
SAF	Saffron				

**Double Cut**

COF	Coffee
CRM	Cremello
FOS	Fossil
GRH	Graphite
KHK	Khaki
STU	Studio Teak

**④ Laminate Options:****Veneer Grain Pattern Laminates**

AGA	Aged Ash	BGL	Brighton Light	PIN	Pinnacle Walnut
ALL	Ale Light	CLL	Collectors	STU	Studio Teak
BRL	Barley	FLO	Florence Walnut	VIN	Vintage
BLO	Blonde Echo	GRH	Graphite	WLH	Walnut Heights
BOL	Bourbon Light	HGL	High Line	WEA	Weathered Ash
BZW	Brazilwood	OAT	Oatmeal Cookie		

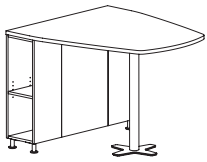
**Solid Laminates**

ALB	Alabaster	SHD	Shadow
BBL	Bridal Blanco	SLG	Slate Grey
DWH	Designer White		

**Specifications**

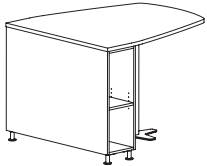
- Metal leg standard with 2 3/8" diameter leveling disc.
- 3" diameter metal support post with integrated leveling and X-base with neoprene pads.
- Plywood construction with glue, dowel, and metal fasteners.
- 1 3/16" thick worksurface with radiused corners and a wood rim or PVC edge.
- Grommet in media panel
- TV bracket included. Recommended TV size 42".
- Bookcase with side access and rear access. Each compartment has one adjustable shelf.
- Rear hinged doors for wire access.
- Removable lower panels for wire access.

Description	D	W	H	CTN WT	CU FT	① Model	Laminate		Veneer	
							TFL Top	HPL Top	Flat Cut	Double Cut
<b>Media Activity Center</b>	48	54	39	236	27	MTT4854-39MATW	\$3,901	\$4,022		
	48	54	39	236	27	MTV4854-39MATW			\$4,909	\$5,401

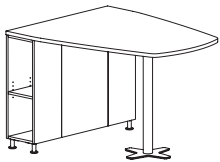


- wedge shape top
- 48" x 54" worksurface
- 39"h worksurface
- side access bookcase base; 12 1/4"w
- front center access panel

GSA Contract SIN #33721

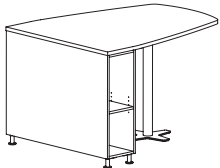


<b>Media Activity Center</b>	48	60	39	254	28	MTT4860-39MATW	\$3,945	\$4,068		
	48	60	39	254	28	MTV4860-39MATW			\$4,945	\$5,441

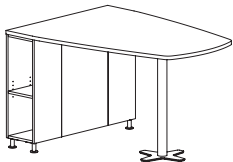


- wedge shape top
- 48" x 60" worksurface
- 39"h worksurface
- side access bookcase base; 12 1/4"w
- front center access panel

GSA Contract SIN #33721

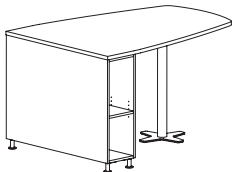


<b>Media Activity Center</b>	48	66	39	272	29	MTT4866-39MATW	\$4,052	\$4,176		
	48	66	39	272	29	MTV4866-39MATW			\$5,048	\$5,553

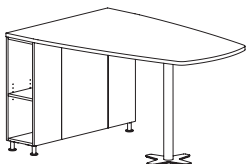


- wedge shape top
- 48" x 66" worksurface
- 39"h worksurface
- side access bookcase base; 12 1/4"w
- front center access panel

GSA Contract SIN #33721

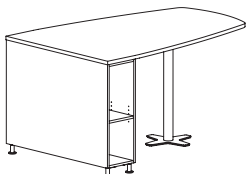


<b>Media Activity Center</b>	48	72	39	290	30	MTT4872-39MATW	\$4,104	\$4,231		
	48	72	39	290	30	MTV4872-39MATW			\$5,092	\$5,602

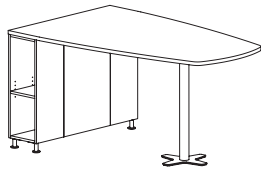


- wedge shape top
- 48" x 72" worksurface
- 39"h worksurface
- side access bookcase base; 12 1/4"w
- front center access panel

GSA Contract SIN #33721

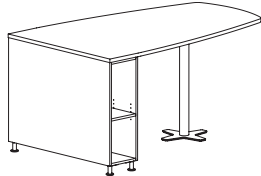


Description	D	W	H	CTN WT	CU FT	① Model	Laminate		Veneer	
							TFL Top	HPL Top	Flat Cut	Double Cut
<b>Media Activity Center</b>	48	78	39	308	31	<b>MTT4878-39MATW</b>	<b>\$4,156</b>	<b>\$4,286</b>		
	48	78	39	308	31	<b>MTV4878-39MATW</b>			<b>\$5,138</b>	<b>\$5,654</b>

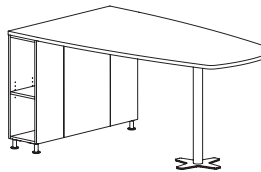


- wedge shape top
- 48" x 78" worksurface
- 39"h worksurface
- side access bookcase base; 12 1/4"w
- front center access panel

GSA Contract SIN #33721

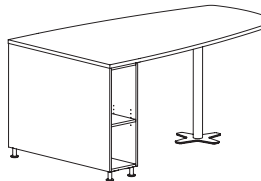


<b>Media Activity Center</b>	48	84	39	326	32	<b>MTT4884-39MATW</b>	<b>\$4,210</b>	<b>\$4,339</b>		
	48	84	39	326	32	<b>MTV4884-39MATW</b>			<b>\$5,186</b>	<b>\$5,705</b>



- wedge shape top
- 48" x 84" worksurface
- 39"h worksurface
- side access bookcase base; 12 1/4"w
- front center access panel

GSA Contract SIN #33721



#### To Order, Specify:

- ① Model Number
- ② Wood Species - Cherry (CH1), Maple (MA1), Walnut (WA1) or Double Cut (DC1)
- ③ Wood Finish
- ④ Laminate Selection
- ⑤ Optional Wood Feet; add \$63 list and specify finish
- ⑥ Optional Power Unit
  - Media Table - Ellora; specify with EC25 and order separately, see page 194.
- ⑦ Optional DropShare Power Unit; specify with Drop12 or Drop14 and order separately, see page 194.
- ⑧ Optional Coordinating Wood Grain Laminate Table Top - no upcharge. Finishes with an asterisk (\*) have a coordinating laminate available.

#### ③ Wood Finish Options:

Cherry		Maple		Walnut	
BRL	Barley	ALM	Ale Medium	AUB	Auburn
BBM	Bourbon Medium	BUT	Butterscotch	ESP	Espresso
BRM	Brighton Medium	CIN	Cinnamon	MCH	Mocha*
CLA	Classic	FLX	Flax	NTO	Night Owl*
CLL	Collectors*	VEN	Venetian	SIE	Sienna*
EAR	Earthy			TOF	Toffee
HRV	Harvest			TRF	Truffle*
LGC	Legacy				
PRL	Praline*	*finishes with coordinating laminate top option			
SAF	Saffron				

#### Double Cut

COF	Coffee
CRM	Cremello
FOS	Fossil
GRH	Graphite
KHK	Khaki
STU	Studio Teak

#### ④ Laminate Options:

##### Veneer Grain Pattern Laminates

AGA	Aged Ash	BGL	Brighton Light	PIN	Pinnacle Walnut
ALL	Ale Light	CLL	Collectors	STU	Studio Teak
BRL	Barley	FLO	Florence Walnut	VIN	Vintage
BLO	Blonde Echo	GRH	Graphite	WLH	Walnut Heights
BOL	Bourbon Light	HGL	High Line	WEA	Weathered Ash
BZW	Brazilwood	OAT	Oatmeal Cookie		

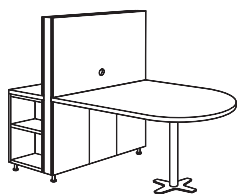
##### Solid Laminates

ALB	Alabaster	SHD	Shadow
BBL	Bridal Blanco	SLG	Slate Grey
DWH	Designer White		

#### Specifications

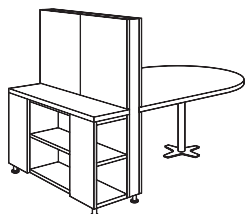
- Metal leg standard with 2 3/8" diameter leveling disc.
- 3" diameter metal support post with integrated leveling and X-base with neoprene pads.
- Plywood construction with glue, dowel, and metal fasteners.
- 1 3/16" thick worksurface with radiused corners and a wood rim or PVC edge.
- Grommet in media panel
- TV bracket included. Recommended TV size 42".
- Bookcase with side access and rear access. Each compartment has one adjustable shelf.
- Rear hinged doors for wire access.
- Removable lower panels for wire access.

Description	D	W	H	CTN WT	CU FT	① Model	Laminate		Veneer	
							TFL Top	HPL Top	Flat Cut	Double Cut
Media Table	48	66	58	363	49	MTT4866-28MACB	\$4,671	\$4,815		
	48	66	58	363	49	MTV4866-28MACB			\$6,243	\$6,868

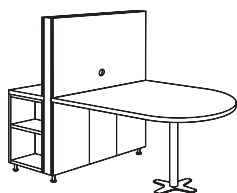


- bullet shape top
- 48" x 48" worksurface
- 28"h worksurface

GSA Contract SIN #33721

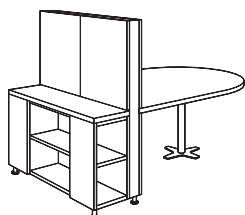


Media Table	48	72	58	381	52	MTT4872-28MACB	\$4,723	\$4,869		
	48	72	58	381	52	MTV4872-28MACB			\$6,288	\$6,918

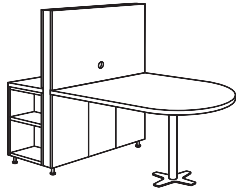


- bullet shape top
- 48" x 54" worksurface
- 28"h worksurface

GSA Contract SIN #33721

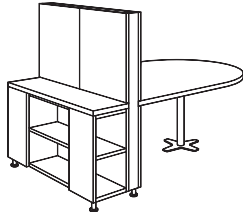


Description	D	W	H	CTN WT	CU FT	① Model	Laminate		Veneer	
							TFL Top	HPL Top	Flat Cut	Double Cut
Media Table	48	78	58	399	54	MTT4878-28MACB	\$4,777	\$4,924		
	48	78	58	399	54	MTV4878-28MACB			\$6,337	\$6,970

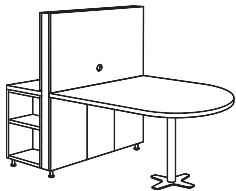


- bullet shape top
- 48" x 60" worksurface
- 28"h worksurface

GSA Contract SIN #33721

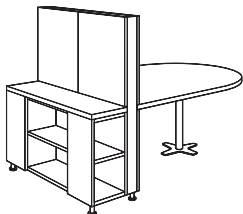


Media Table	48	84	58	417	57	MTT4884-28MACB	\$4,829	\$4,978		
	48	84	58	417	57	MTV4884-28MACB			\$6,384	\$7,022



- bullet shape top
- 48" x 66" worksurface
- 28"h worksurface

GSA Contract SIN #33721



#### To Order, Specify:

- ① Model Number
- ② Wood Species - Cherry (CH1), Maple (MA1), Walnut (WA1) or Double Cut (DC1)
- ③ Wood Finish
- ④ Laminate Selection
- ⑤ Optional Wood Feet; add \$63 list and specify finish
- ⑥ Optional Power Unit
  - Media Table - Ellora; specify with EC25 and order separately, see page 194.
- ⑦ Optional DropShare Power Unit; specify with Drop12 or Drop14 and order separately, see page 194.
- ⑧ Optional Markerboard Back Panel; for 24" unit add \$218 list, for 48" unit add \$423
- ⑨ Deduct TV Bracket; subtract \$186 list
- ⑩ Optional Door Locks; add \$123 list
- ⑪ Optional Coordinating Wood Grain Laminate Table Top - no upcharge. Finishes with an asterisk (\*) have a coordinating laminate available.

#### ③ Wood Finish Options:

##### Cherry

BRL	Barley
BBM	Bourbon Medium
BRM	Brighton Medium
CLA	Classic
CLL	Collectors*
EAR	Earthy
HRV	Harvest
LGC	Legacy
PRL	Praline*
SAF	Saffron

##### Double Cut

COF	Coffee
CRM	Cremello
FOS	Fossil
GRH	Graphite
KHK	Khaki
STU	Studio Teak

##### Maple

ALM	Ale Medium
BUT	Butterscotch
CIN	Cinnamon
FLX	Flax
VEN	Venetian

##### Walnut

AUB	Auburn
ESP	Espresso
MCH	Mocha*
NTO	Night Owl*
SIE	Sienna*
TOF	Toffee
TRF	Truffle*

#### Specifications

- Metal leg standard with 2 3/4" diameter leveling disc.
- 3" diameter metal support post with integrated leveling and X-base with neoprene pads.
- Plywood construction with glue, dowel, and metal fasteners.
- 1 3/16" thick worksurface with radiused corners and a wood rim or PVC edge.
- Grommet in media panel
- TV bracket included. Recommended TV size 42".
- Bookcase with side access and rear access. Each compartment has one adjustable shelf.
- Rear hinged doors for wire access.
- Removable lower panels for wire access.

#### ④ Laminate Options:

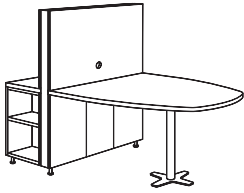
##### Veneer Grain Pattern Laminates

AGA	Aged Ash	BGL	Brighton Light	PIN	Pinnacle Walnut
ALL	Ale Light	CLL	Collectors	STU	Studio Teak
BRL	Barley	FLO	Florence Walnut	VIN	Vintage
BLO	Blonde Echo	GRH	Graphite	WLH	Walnut Heights
BOL	Bourbon Light	HGL	High Line	WEA	Weathered Ash
BZW	Brazilwood	OAT	Oatmeal Cookie		

##### Solid Laminates

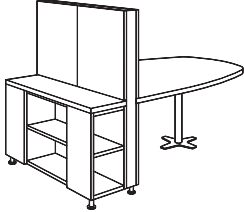
ALB	Alabaster	SHD	Shadow
BBL	Bridal Blanco	SLG	Slate Grey
DWH	Designer White		

Description	D	W	H	CTN WT	CU FT	① Model	Laminate		Veneer	
							TFL Top	HPL Top	Flat Cut	Double Cut
Media Table	48	66	58	358	49	MTT4866-28MACW	\$4,671	\$4,815		
	48	66	58	358	49	MTV4866-28MACW			\$6,243	\$6,868

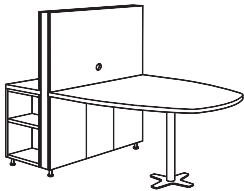


- wedge shape top
- 48" x 48" worksurface
- 28"h worksurface

GSA Contract SIN #33721

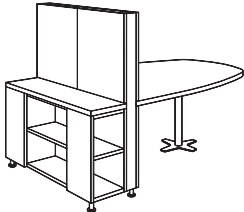


Media Table	48	72	58	374	51	MTT4872-28MACW	\$4,723	\$4,869		
	48	72	58	374	51	MTV4872-28MACW			\$6,288	\$6,918

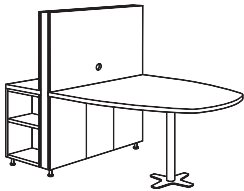


- wedge shape top
- 48" x 54" worksurface
- 28"h worksurface

GSA Contract SIN #33721

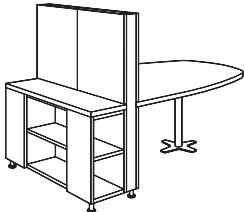


Media Table	48	78	58	391	53	MTT4878-28MACW	\$4,777	\$4,924		
	48	78	58	391	53	MTV4878-28MACW			\$6,337	\$6,970

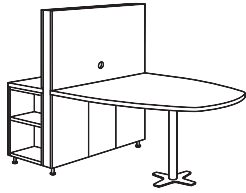


- wedge shape top
- 48" x 60" worksurface
- 28"h worksurface

GSA Contract SIN #33721

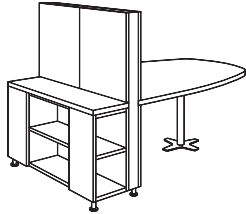


Description	D	W	H	CTN WT	CU FT	① Model	Laminate		Veneer	
							TFL Top	HPL Top	Flat Cut	Double Cut
Media Table	48	84	58	407	56	MTT4884-28MACW	\$4,829	\$4,978		
	48	84	58	407	56	MTV4884-28MACW			\$6,384	\$7,022



- wedge shape top
- 48" x 66" worksurface
- 28" h worksurface

GSA Contract SIN #33721



#### To Order, Specify:

- ① Model Number
- ② Wood Species - Cherry (CH1), Maple (MA1), Walnut (WA1) or Double Cut (DC1)
- ③ Wood Finish
- ④ Laminate Selection
- ⑤ Optional Wood Feet; add \$63 list and specify finish
- ⑥ Optional Power Unit
  - Media Table - Ellora; specify with EC25 and order separately, see page 194.
- ⑦ Optional DropShare Power Unit; specify with Drop12 or Drop14 and order separately, see page 194.
- ⑧ Optional Markerboard Back Panel; for 24" unit add \$218 list, for 48" unit add \$423
- ⑨ Deduct TV Bracket; subtract \$186 list
- ⑩ Optional Door Locks; add \$123 list
- ⑪ Optional Coordinating Wood Grain Laminate Table Top - no upcharge. Finishes with an asterisk (\*) have a coordinating laminate available.

#### ③ Wood Finish Options:

##### Cherry

BRL	Barley
BBM	Bourbon Medium
BRM	Brighton Medium
CLA	Classic
CLL	Collectors*
EAR	Earthy
HRV	Harvest
LGC	Legacy
PRL	Praline*
SAF	Saffron

##### Double Cut

COF	Coffee
CRM	Cremello
FOS	Fossil
GRH	Graphite
KHK	Khaki
STU	Studio Teak

##### Maple

ALM	Ale Medium
BUT	Butterscotch
CIN	Cinnamon
FLX	Flax
VEN	Venetian

##### Walnut

AUB	Auburn
ESP	Espresso
MCH	Mocha*
NTO	Night Owl*
SIE	Sienna*
TOF	Toffee
TRF	Truffle*

#### ④ Laminate Options:

##### Veneer Grain Pattern Laminates

AGA	Aged Ash	BGL	Brighton Light	PIN	Pinnacle Walnut
ALL	Ale Light	CLL	Collectors	STU	Studio Teak
BRL	Barley	FLO	Florence Walnut	VIN	Vintage
BLO	Blonde Echo	GRH	Graphite	WLH	Walnut Heights
BOL	Bourbon Light	HGL	High Line	WEA	Weathered Ash
BZW	Brazilwood	OAT	Oatmeal Cookie		

##### Solid Laminates

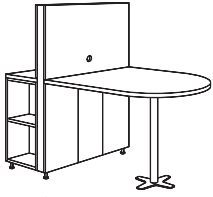
ALB	Alabaster	SHD	Shadow
BBL	Bridal Blanco	SLG	Slate Grey
DWH	Designer White		

#### Specifications

- Metal leg standard with 2 3/8" diameter leveling disc.
- 3" diameter metal support post with integrated leveling and X-base with neoprene pads.
- Plywood construction with glue, dowel, and metal fasteners.
- 1 3/16" thick worksurface with radiused corners and a wood rim or PVC edge.
- Grommet in media panel
- TV bracket included. Recommended TV size 42".
- Bookcase with side access and rear access. Each compartment has one adjustable shelf.
- Rear hinged doors for wire access.
- Removable lower panels for wire access.

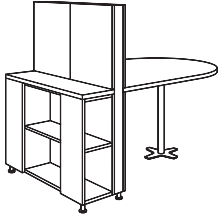


Description	D	W	H	CTN WT	CU FT	① Model	Laminate		Veneer	
							TFL Top	HPL Top	Flat Cut	Double Cut
Media Table	48	54	68	367	51	MTT4854-39MACB	\$4,661	\$4,803		
	48	54	68	367	51	MTV4854-39MACB			\$6,288	\$6,918

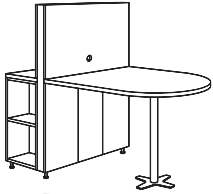


- bullet shape top
- 48" x 36" worksurface
- 39"h worksurface

GSA Contract SIN #33721

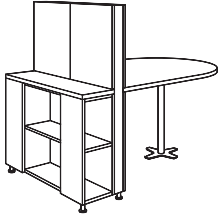


Media Table	48	60	68	385	54	MTT4860-39MACB	\$4,705	\$4,850		
	48	60	68	385	54	MTV4860-39MACB			\$6,327	\$6,959




- bullet shape top
- 48" x 42" worksurface
- 39"h worksurface

GSA Contract SIN #33721

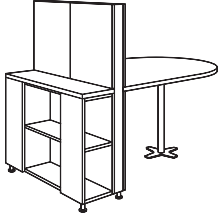


Media Table	48	66	68	403	56	MTT4866-39MACB	\$4,813	\$4,961		
	48	66	68	403	56	MTV4866-39MACB			\$6,427	\$7,070




- bullet shape top
- 48" x 48" worksurface
- 39"h worksurface

GSA Contract SIN #33721

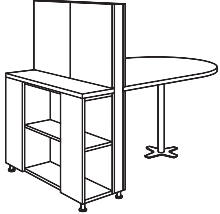


Media Table	48	72	68	421	59	MTT4872-39MACB	\$4,862	\$5,012		
	48	72	68	421	59	MTV4872-39MACB			\$6,472	\$7,120




- bullet shape top
- 48" x 54" worksurface
- 39"h worksurface

GSA Contract SIN #33721

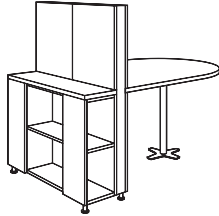


Description	D	W	H	CTN WT	CU FT	① Model	Laminate		Veneer	
							TFL Top	HPL Top	Flat Cut	Double Cut
<b>Media Table</b>	48	78	68	439	61	<b>MTT4878-39MACB</b>	<b>\$4,917</b>	<b>\$5,069</b>		
	48	78	68	439	61	<b>MTV4878-39MACB</b>			<b>\$6,520</b>	<b>\$7,173</b>




- bullet shape top
- 48" x 60" worksurface
- 39" high worksurface

GSA Contract SIN #33721

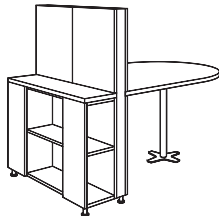


<b>Media Table</b>	48	84	68	457	64	<b>MTT4884-39MACB</b>	<b>\$4,971</b>	<b>\$5,125</b>		
	48	84	68	457	64	<b>MTV4884-39MACB</b>			<b>\$6,570</b>	<b>\$7,226</b>



- bullet shape top
- 48" x 66" worksurface
- 39" high worksurface

GSA Contract SIN #33721



#### To Order, Specify:

- ① Model Number
- ② Wood Species - Cherry (CH1), Maple (MA1), Walnut (WA1) or Double Cut (DC1)
- ③ Wood Finish
- ④ Laminate Selection
- ⑤ Optional Wood Feet; add \$63 list and specify finish
- ⑥ Optional Power Unit
  - Media Table - Ellora; specify with EC25 and order separately, see page 194.
- ⑦ Optional DropShare Power Unit; specify with Drop12 or Drop14 and order separately, see page 194.
- ⑧ Optional Markerboard Back Panel; for 24" unit add \$218 list, for 48" unit add \$423
- ⑨ Deduct TV Bracket; subtract \$186 list
- ⑩ Optional Door Locks; add \$123 list
- ⑪ Optional Coordinating Wood Grain Laminate Table Top - no upcharge. Finishes with an asterisk (\*) have a coordinating laminate available.

#### ③ Wood Finish Options:

##### Cherry

BRL	Barley
BBM	Bourbon Medium
BRM	Brighton Medium
CLA	Classic
CLL	Collectors*
EAR	Earthy
HRV	Harvest
LGC	Legacy
PRL	Praline*
SAF	Saffron

##### Double Cut

COF	Coffee
CRM	Cremello
FOS	Fossil
GRH	Graphite
KHK	Khaki
STU	Studio Teak

##### Maple

ALM	Ale Medium
BUT	Butterscotch
CIN	Cinnamon
FLX	Flax
VEN	Venetian

##### Walnut

AUB	Auburn
ESP	Espresso
MCH	Mocha*
NTO	Night Owl*
SIE	Sienna*
TOF	Toffee
TRF	Truffle*

#### ④ Laminate Options:

##### Veneer Grain Pattern Laminates

AGA	Aged Ash	BGL	Brighton Light	PIN	Pinnacle Walnut
ALL	Ale Light	CLL	Collectors	STU	Studio Teak
BRL	Barley	FLO	Florence Walnut	VIN	Vintage
BLO	Blonde Echo	GRH	Graphite	WLH	Walnut Heights
BOL	Bourbon Light	HGL	High Line	WEA	Weathered Ash
BZW	Brazilwood	OAT	Oatmeal Cookie		

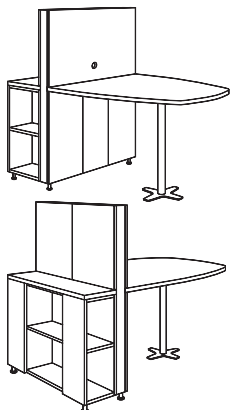
##### Solid Laminates

ALB	Alabaster	SHD	Shadow
BBL	Bridal Blanco	SLG	Slate Grey
DWH	Designer White		

#### Specifications

- Metal leg standard with 2 3/4" diameter leveling disc.
- 3" diameter metal support post with integrated leveling and X-base with neoprene pads.
- Plywood construction with glue, dowel, and metal fasteners.
- 1 3/16" thick worksurface with radiused corners and a wood rim or PVC edge.
- Grommet in media panel
- TV bracket included. Recommended TV size 42".
- Bookcase with side access and rear access. Each compartment has one adjustable shelf.
- Rear hinged doors for wire access.
- Removable lower panels for wire access.

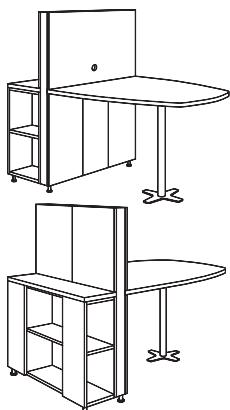
Description	D	W	H	CTN WT	CU FT	① Model	Laminate		Veneer	
							TFL Top	HPL Top	Flat Cut	Double Cut
<b>Media Table</b>	48	54	68	365	51	MTT4854-39MACW	\$4,661	\$4,803		
	48	54	68	365	51	MTV4854-39MACW			\$6,288	\$6,918



- wedge shape top
- 48" x 36" work surface
- 39"h work surface

GSA Contract SIN #33721

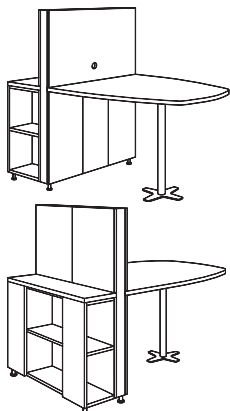
<b>Media Table</b>	48	60	68	381	53	MTT4860-39MACW	\$4,705	\$4,850		
	48	60	68	381	53	MTV4860-39MACW			\$6,327	\$6,959



- wedge shape top
- 48" x 42" work surface
- 39"h work surface

GSA Contract SIN #33721

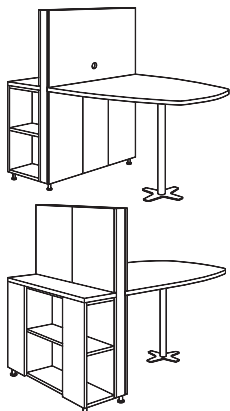
<b>Media Table</b>	48	66	68	398	56	MTT4866-39MACW	\$4,813	\$4,961		
	48	66	68	398	56	MTV4866-39MACW			\$6,427	\$7,070



- wedge shape top
- 48" x 48" work surface
- 39"h work surface

GSA Contract SIN #33721

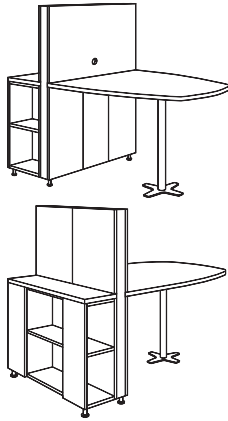
<b>Media Table</b>	48	72	68	414	58	MTT4872-39MACW	\$4,862	\$5,012		
	48	72	68	414	58	MTV4872-39MACW			\$6,472	\$7,120



- wedge shape top
- 48" x 54" work surface
- 39"h work surface

GSA Contract SIN #33721

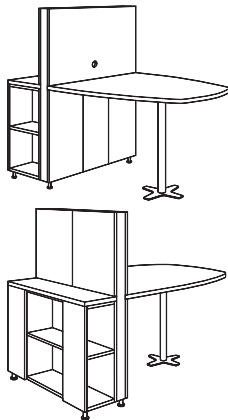
Description	D	W	H	CTN WT	CU FT	① Model	Laminate		Veneer	
							TFL Top	HPL Top	Flat Cut	Double Cut
<b>Media Table</b>	48	78	68	431	60	<b>MTT4878-39MACW</b>	<b>\$4,917</b>	<b>\$5,069</b>		
	48	78	68	431	60	<b>MTV4878-39MACW</b>			<b>\$6,520</b>	<b>\$7,173</b>



- wedge shape top
- 48" x 60" worksurface
- 39"h worksurface

GSA Contract SIN #33721

<b>Media Table</b>	48	84	68	447	63	<b>MTT4884-39MACW</b>	<b>\$4,971</b>	<b>\$5,125</b>		
	48	84	68	447	63	<b>MTV4884-39MACW</b>			<b>\$6,570</b>	<b>\$7,226</b>



- wedge shape top
- 48" x 66" worksurface
- 39"h worksurface

GSA Contract SIN #33721

#### To Order, Specify:

- ① Model Number
- ② Wood Species - Cherry (CH1), Maple (MA1), Walnut (WA1) or Double Cut (DC1)
- ③ Wood Finish
- ④ Laminate Selection
- ⑤ Optional Wood Feet; add \$63 list and specify finish
- ⑥ Optional Power Unit
  - Media Table - Ellora; specify with EC25 and order separately, see page 194.
- ⑦ Optional DropShare Power Unit; specify with Drop12 or Drop14 and order separately, see page 194.
- ⑧ Optional Markerboard Back Panel; for 24" unit add \$218 list, for 48" unit add \$423
- ⑨ Deduct TV Bracket; subtract \$186 list
- ⑩ Optional Door Locks; add \$123 list
- ⑪ Optional Coordinating Wood Grain Laminate Table Top - no upcharge. Finishes with an asterisk (\*) have a coordinating laminate available.

#### ③ Wood Finish Options:

##### Cherry

BRL	Barley
BBM	Bourbon Medium
BRM	Brighton Medium
CLA	Classic
CLL	Collectors*
EAR	Earthy
HRV	Harvest
LGC	Legacy
PRL	Praline*
SAF	Saffron

##### Double Cut

COF	Coffee
CRM	Cremello
FOS	Fossil
GRH	Graphite
KHK	Khaki
STU	Studio Teak

##### Maple

ALM	Ale Medium
BUT	Butterscotch
CIN	Cinnamon
FLX	Flax
VEN	Venetian

##### Walnut

AUB	Auburn
ESP	Espresso
MCH	Mocha*
NTO	Night Owl*
SIE	Sienna*
TOF	Toffee
TRF	Truffle*

#### ④ Laminate Options:

##### Veneer Grain Pattern Laminates

AGA	Aged Ash	BGL	Brighton Light	PIN	Pinnacle Walnut
ALL	Ale Light	CLL	Collectors	STU	Studio Teak
BRL	Barley	FLO	Florence Walnut	VIN	Vintage
BLO	Blonde Echo	GRH	Graphite	WLH	Walnut Heights
BOL	Bourbon Light	HGL	High Line	WEA	Weathered Ash
BZW	Brazilwood	OAT	Oatmeal Cookie		

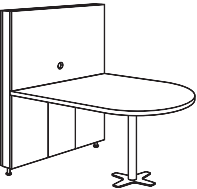
##### Solid Laminates

ALB	Alabaster	SHD	Shadow
BBL	Bridal Blanco	SLG	Slate Grey
DWH	Designer White		

#### Specifications

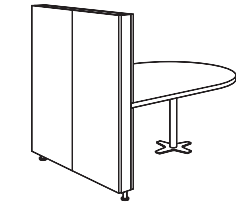
- Metal leg standard with 2 3/8" diameter leveling disc.
- 3" diameter metal support post with integrated leveling and X-base with neoprene pads.
- Plywood construction with glue, dowel, and metal fasteners.
- 1 3/8" thick worksurface with radiused corners and a wood rim or PVC edge.
- Grommet in media panel
- TV bracket included. Recommended TV size 42".
- Bookcase with side access and rear access. Each compartment has one adjustable shelf.
- Rear hinged doors for wire access.
- Removable lower panels for wire access.

Description	D	W	H	CTN WT	CU FT	① Model	Laminate		Veneer	
							TFL Top	HPL Top	Flat Cut	Double Cut
Wall Dependent Media Table	48	54	58	217	20	MTT4854-28MAWB	\$3,729	\$3,843		
	48	54	58	217	20	MTV4854-28MAWB			\$4,620	\$5,083

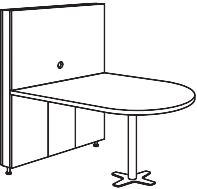


- bullet shape top
- 48" x 48" worksurface
- 28"h worksurface

GSA Contract SIN #33721

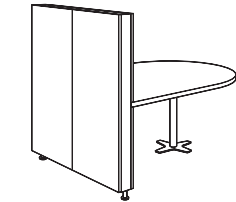


Wall Dependent Media Table	48	60	58	235	23	MTT4860-28MAWB	\$3,782	\$3,898		
	48	60	58	235	23	MTV4860-28MAWB			\$4,667	\$5,132

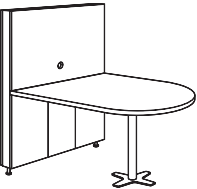


- bullet shape top
- 48" x 54" worksurface
- 28"h worksurface

GSA Contract SIN #33721




Wall Dependent Media Table	48	66	58	253	25	MTT4866-28MAWB	\$3,836	\$3,953		
	48	66	58	253	25	MTV4866-28MAWB			\$4,685	\$5,155

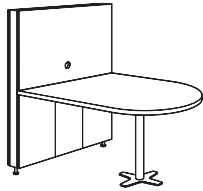


- bullet shape top
- 48" x 60" worksurface
- 28"h worksurface

GSA Contract SIN #33721




Description	D	W	H	CTN WT	CU FT	① Model	Laminate		Veneer	
							TFL Top	HPL Top	Flat Cut	Double Cut
Wall Dependent Media Table	48	72	58	271	28	MTT4872-28MAWB	\$3,887	\$4,009		
	48	72	58	271	28	MTV4872-28MAWB			\$4,761	\$5,239



- bullet shape top
- 48" x 66" worksurface
- 28"h worksurface

GSA Contract SIN #33721



#### To Order, Specify:

- ① Model Number
- ② Wood Species - Cherry (CH1), Maple (MA1), Walnut (WA1) or Double Cut (DC1)
- ③ Wood Finish
- ④ Laminate Selection
- ⑤ Optional Wood Feet; add \$63 list and specify finish
- ⑥ Optional Power Unit
  - Media Table - Ellora; specify with EC25 and order separately, see page 194.
- ⑦ Optional DropShare Power Unit; specify with Drop12 or Drop14 and order separately, see page 194.
- ⑧ Deduct TV Bracket; subtract \$186 list
- ⑨ Optional Door Locks; add \$123 list
- ⑩ Optional Coordinating Wood Grain Laminate Table Top - no upcharge. Finishes with an asterisk (\*) have a coordinating laminate available.

#### ③ Wood Finish Options:

##### Cherry

BRL	Barley
BBM	Bourbon Medium
BRM	Brighton Medium
CLA	Classic
CLL	Collectors*
EAR	Earthy
HRV	Harvest
LGC	Legacy
PRL	Praline*
SAF	Saffron

##### Double Cut

COF	Coffee
CRM	Cremello
FOS	Fossil
GRH	Graphite
KHK	Khaki
STU	Studio Teak

##### Maple

ALM	Ale Medium
BUT	Butterscotch
CIN	Cinnamon
FLX	Flax
VEN	Venetian

##### Walnut

AUB	Auburn
ESP	Espresso
MCH	Mocha*
NTO	Night Owl*
SIE	Sienna*
TOF	Toffee
TRF	Truffle*

#### ④ Laminate Options:

##### Veneer Grain Pattern Laminates

AGA	Aged Ash	BGL	Brighton Light	PIN	Pinnacle Walnut
ALL	Ale Light	CLL	Collectors	STU	Studio Teak
BRL	Barley	FLO	Florence Walnut	VIN	Vintage
BLO	Blonde Echo	GRH	Graphite	WLH	Walnut Heights
BOL	Bourbon Light	HGL	High Line	WEA	Weathered Ash
BZW	Brazilwood	OAT	Oatmeal Cookie		


##### Solid Laminates

ALB	Alabaster	SHD	Shadow
BBL	Bridal Blanco	SLG	Slate Grey
DWH	Designer White		

#### Specifications

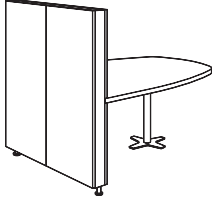
- Metal leg standard with 2 3/8" diameter leveling disc.
- 3" diameter metal support post with integrated leveling and X-base with neoprene pads.
- Plywood construction with glue, dowel, and metal fasteners.
- 1 3/16" thick worksurface with radiused corners and a wood rim or PVC edge.
- Grommet in media panel
- TV bracket included. Recommended TV size 42".
- Rear hinged doors for wire access.
- Removable lower panels for wire access.
- Intended for use against a wall. Does not attach to the wall.

Description	D	W	H	CTN WT	CU FT	① Model	Laminate		Veneer	
							TFL Top	HPL Top	Flat Cut	Double Cut
Wall Dependent Media Table	48	54	58	212	20	MTT4854-28MAWW	\$3,729	\$3,843		
	48	54	58	212	20	MTV4854-28MAWW			\$4,620	\$5,083

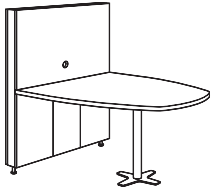


- wedge shape top
- 48" x 48" worksurface
- 28"h worksurface

GSA Contract SIN #33721

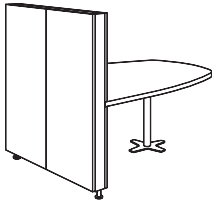


Wall Dependent Media Table	48	60	58	228	22	MTT4860-28MAWW	\$3,782	\$3,898		
	48	60	58	228	22	MTV4860-28MAWW			\$4,667	\$5,132

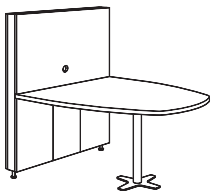


- wedge shape top
- 48" x 54" worksurface
- 28"h worksurface

GSA Contract SIN #33721

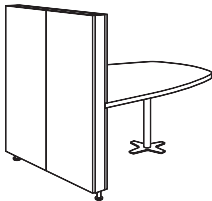


Wall Dependent Media Table	48	66	58	245	24	MTT4866-28MAWW	\$3,836	\$3,953		
	48	66	58	245	24	MTV4866-28MAWW			\$4,685	\$5,155




- wedge shape top
- 48" x 60" worksurface
- 28"h worksurface

GSA Contract SIN #33721




Description	D	W	H	CTN WT	CU FT	① Model	Laminate		Veneer	
							TFL Top	HPL Top	Flat Cut	Double Cut
Wall Dependent Media Table	48	72	58	261	27	MTT4872-28MAWW	\$3,887	\$4,009		
	48	72	58	261	27	MTV4872-28MAWW			\$4,761	\$5,239



- wedge shape top
- 48" x 66" worksurface
- 28"h worksurface

GSA Contract SIN #33721



#### To Order, Specify:

- ① Model Number
- ② Wood Species - Cherry (CH1), Maple (MA1), Walnut (WA1) or Double Cut (DC1)
- ③ Wood Finish
- ④ Laminate Selection
- ⑤ Optional Wood Feet; add \$63 list and specify finish
- ⑥ Optional Power Unit
  - Media Table - Ellora; specify with EC25 and order separately, see page 194.
- ⑦ Optional DropShare Power Unit; specify with Drop12 or Drop14 and order separately, see page 194.
- ⑧ Deduct TV Bracket; subtract \$186 list
- ⑨ Optional Door Locks; add \$123 list
- ⑩ Optional Coordinating Wood Grain Laminate Table Top - no upcharge. Finishes with an asterisk (\*) have a coordinating laminate available.

#### ③ Wood Finish Options:

##### Cherry

BRL	Barley
BBM	Bourbon Medium
BRM	Brighton Medium
CLA	Classic
CLL	Collectors*
EAR	Earthy
HRV	Harvest
LGC	Legacy
PRL	Praline*
SAF	Saffron

##### Double Cut

COF	Coffee
CRM	Cremello
FOS	Fossil
GRH	Graphite
KHK	Khaki
STU	Studio Teak

##### Maple

ALM	Ale Medium
BUT	Butterscotch
CIN	Cinnamon
FLX	Flax
VEN	Venetian

##### Walnut

AUB	Auburn
ESP	Espresso
MCH	Mocha*
NTO	Night Owl*
SIE	Sienna*
TOF	Toffee
TRF	Truffle*

#### ④ Laminate Options:

##### Veneer Grain Pattern Laminates

AGA	Aged Ash	BGL	Brighton Light	PIN	Pinnacle Walnut
ALL	Ale Light	CLL	Collectors	STU	Studio Teak
BRL	Barley	FLO	Florence Walnut	VIN	Vintage
BLO	Blonde Echo	GRH	Graphite	WLH	Walnut Heights
BOL	Bourbon Light	HGL	High Line	WEA	Weathered Ash
BZW	Brazilwood	OAT	Oatmeal Cookie		

##### Solid Laminates


ALB	Alabaster	SHD	Shadow
BBL	Bridal Blanco	SLG	Slate Grey
DWH	Designer White		

#### Specifications

- Metal leg standard with 2 3/8" diameter leveling disc.
- 3" diameter metal support post with integrated leveling and X-base with neoprene pads.
- Plywood construction with glue, dowel, and metal fasteners.
- 1 3/16" thick worksurface with radiused corners and a wood rim or PVC edge.
- Grommet in media panel
- TV bracket included. Recommended TV size 42".
- Rear hinged doors for wire access.
- Removable lower panels for wire access.
- Intended for use against a wall. Does not attach to the wall.




Description	D	W	H	CTN WT	CU FT	① Model	Laminate		Veneer	
							TFL Top	HPL Top	Flat Cut	Double Cut
Wall Dependent Media Table	48	42	68	204	17	MTT4842-39MAWB	\$3,727	\$3,840		
	48	42	68	204	17	MTV4842-39MAWB			\$4,660	\$5,127




- bullet shape top
- 48" x 36" worksurface
- 39"h worksurface

GSA Contract SIN #33721




Wall Dependent Media Table	48	48	68	222	20	MTT4848-39MAWB	\$3,768	\$3,885		
	48	48	68	222	20	MTV4848-39MAWB			\$4,699	\$5,167




- bullet shape top
- 48" x 42" worksurface
- 39"h worksurface

GSA Contract SIN #33721




Wall Dependent Media Table	48	54	68	240	22	MTT4854-39MAWB	\$3,877	\$3,995		
	48	54	68	240	22	MTV4854-39MAWB			\$4,798	\$5,279




- bullet shape top
- 48" x 48" worksurface
- 39"h worksurface

GSA Contract SIN #33721




Wall Dependent Media Table	48	60	68	258	25	MTT4860-39MAWB	\$3,928	\$4,050		
	48	60	68	258	25	MTV4860-39MAWB			\$4,845	\$5,329




- bullet shape top
- 48" x 54" worksurface
- 39"h worksurface

GSA Contract SIN #33721

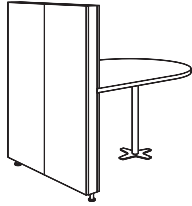


Description	D	W	H	CTN WT	CU FT	① Model	Laminate		Veneer	
							TFL Top	HPL Top	Flat Cut	Double Cut
Wall Dependent Media Table	48	66	68	276	27	MTT4866-39MAWB	\$3,982	\$4,104		
	48	66	68	276	27	MTV4866-39MAWB			\$4,891	\$5,381



- bullet shape top
- 48" x 60" worksurface
- 39"h worksurface

GSA Contract SIN #33721

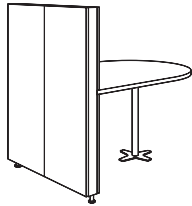


Wall Dependent Media Table	48	72	68	294	30	MTT4872-39MAWB	\$4,034	\$4,160		
	48	72	68	294	30	MTV4872-39MAWB			\$4,938	\$5,432



- bullet shape top
- 48" x 66" worksurface
- 39" worksurface

GSA Contract SIN #33721



#### To Order, Specify:

- ① Model Number
- ② Wood Species - Cherry (CH1), Maple (MA1), Walnut (WA1) or Double Cut (DC1)
- ③ Wood Finish
- ④ Laminate Selection
- ⑤ Optional Wood Feet; add \$63 list and specify finish
- ⑥ Optional Power Unit
  - Media Table - Ellora; specify with EC25 and order separately, see page 194.
- ⑦ Optional DropShare Power Unit; specify with Drop12 or Drop14 and order separately, see page 194.
- ⑧ Deduct TV Bracket; subtract \$186 list
- ⑨ Optional Door Locks; add \$123 list
- ⑩ Optional Coordinating Wood Grain Laminate Table Top - no upcharge. Finishes with an asterisk (\*) have a coordinating laminate available.

#### ③ Wood Finish Options:

##### Cherry

BRL	Barley
BBM	Bourbon Medium
BRM	Brighton Medium
CLA	Classic
CLL	Collectors*
EAR	Earthy
HRV	Harvest
LGC	Legacy
PRL	Praline*
SAF	Saffron

##### Double Cut

COF	Coffee
CRM	Cremello
FOS	Fossil
GRH	Graphite
KHK	Khaki
STU	Studio Teak

##### Maple

ALM	Ale Medium
BUT	Butterscotch
CIN	Cinnamon
FLX	Flax
VEN	Venetian

##### Walnut

AUB	Auburn
ESP	Espresso
MCH	Mocha*
NTO	Night Owl*
SIE	Sienna*
TOF	Toffee
TRF	Truffle*

#### ④ Laminate Options:

##### Veneer Grain Pattern Laminates

AGA	Aged Ash	BGL	Brighton Light	PIN	Pinnacle Walnut
ALL	Ale Light	CLL	Collectors	STU	Studio Teak
BRL	Barley	FLO	Florence Walnut	VIN	Vintage
BLO	Blonde Echo	GRH	Graphite	WLH	Walnut Heights
BOL	Bourbon Light	HGL	High Line	WEA	Weathered Ash
BZW	Brazilwood	OAT	Oatmeal Cookie		


##### Solid Laminates

ALB	Alabaster	SHD	Shadow
BBL	Bridal Blanco	SLG	Slate Grey
DWH	Designer White		

#### Specifications


- Metal leg standard with 2 3/8" diameter leveling disc.
- 3" diameter metal support post with integrated leveling and X-base with neoprene pads.
- Plywood construction with glue, dowel, and metal fasteners.
- 1 3/8" thick worksurface with radiused corners and a wood rim or PVC edge.
- Grommet in media panel
- TV bracket included. Recommended TV size 42".
- Rear hinged doors for wire access.
- Removable lower panels for wire access.
- Intended for use against a wall. Does not attach to the wall.

Description	D	W	H	CTN WT	CU FT	① Model	Laminate		Veneer	
							TFL Top	HPL Top	Flat Cut	Double Cut
Wall Dependent Media Table	48	42	68	202	17	MTT4842-39MAWW	\$3,727	\$3,840		
	48	42	68	202	17	MTV4842-39MAWW			\$4,660	\$5,127




- wedge shape top
- 48" x 36" work surface
- 39"h work surface

GSA Contract SIN #33721




Wall Dependent Media Table	48	48	68	218	19	MTT4848-39MAWW	\$3,768	\$3,885		
	48	48	68	218	19	MTV4848-39MAWW			\$4,699	\$5,167




- wedge shape top
- 48" x 42" work surface
- 39"h work surface

GSA Contract SIN #33721




Wall Dependent Media Table	48	54	68	235	22	MTT4854-39MAWW	\$3,877	\$3,995		
	48	54	68	235	22	MTV4854-39MAWW			\$4,798	\$5,279




- wedge shape top
- 48" x 48" work surface
- 39"h work surface

GSA Contract SIN #33721




Wall Dependent Media Table	48	60	68	251	24	MTT4860-39MAWW	\$3,928	\$4,050		
	48	60	68	251	24	MTV4860-39MAWW			\$4,845	\$5,329



- wedge shape top
- 48" x 54" work surface
- 39"h work surface

GSA Contract SIN #33721

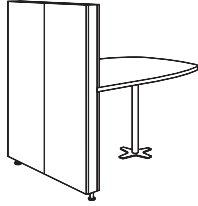


Description	D	W	H	CTN WT	CU FT	① Model	Laminate		Veneer	
							TFL Top	HPL Top	Flat Cut	Double Cut
Wall Dependent Media Table	48	66	68	268	26	MTT4866-39MAWW	\$3,982	\$4,104		
	48	66	68	268	26	MTV4866-39MAWW			\$4,891	\$5,381



- wedge shape top
- 48" x 60" worksurface
- 39"h worksurface

GSA Contract SIN #33721




Wall Dependent Media Table	48	72	68	284	29	MTT4872-39MAWW	\$4,034	\$4,160		
	48	72	68	284	29	MTV4872-39MAWW			\$4,938	\$5,432



- wedge shape top
- 48" x 66" worksurface
- 39"h worksurface

GSA Contract SIN #33721



#### To Order, Specify:

- ① Model Number
- ② Wood Species - Cherry (CH1), Maple (MA1), Walnut (WA1) or Double Cut (DC1)
- ③ Wood Finish
- ④ Laminate Selection
- ⑤ Optional Wood Feet; add \$63 list and specify finish
- ⑥ Optional Power Unit
  - Media Table - Ellora; specify with EC25 and order separately, see page 194.
- ⑦ Optional DropShare Power Unit; specify with Drop12 or Drop14 and order separately, see page 194.
- ⑧ Deduct TV Bracket; subtract \$186 list
- ⑨ Optional Door Locks; add \$123 list
- ⑩ Optional Coordinating Wood Grain Laminate Table Top - no upcharge. Finishes with an asterisk (\*) have a coordinating laminate available.

#### ③ Wood Finish Options:

##### Cherry

BRL	Barley
BBM	Bourbon Medium
BRM	Brighton Medium
CLA	Classic
CLL	Collectors*
EAR	Earthy
HRV	Harvest
LGC	Legacy
PRL	Praline*
SAF	Saffron

##### Double Cut

COF	Coffee
CRM	Cremello
FOS	Fossil
GRH	Graphite
KHK	Khaki
STU	Studio Teak

##### Maple

ALM	Ale Medium
BUT	Butterscotch
CIN	Cinnamon
FLX	Flax
VEN	Venetian

##### Walnut

AUB	Auburn
ESP	Espresso
MCH	Mocha*
NTO	Night Owl*
SIE	Sienna*
TOF	Toffee
TRF	Truffle*

#### ④ Laminate Options:

##### Veneer Grain Pattern Laminates

AGA	Aged Ash	BGL	Brighton Light	PIN	Pinnacle Walnut
ALL	Ale Light	CLL	Collectors	STU	Studio Teak
BRL	Barley	FLO	Florence Walnut	VIN	Vintage
BLO	Blonde Echo	GRH	Graphite	WLH	Walnut Heights
BOL	Bourbon Light	HGL	High Line	WEA	Weathered Ash
BZW	Brazilwood	OAT	Oatmeal Cookie		


##### Solid Laminates

ALB	Alabaster	SHD	Shadow
BBL	Bridal Blanco	SLG	Slate Grey
DWH	Designer White		

#### Specifications

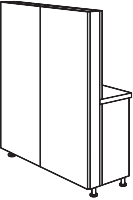
- Metal leg standard with 2 3/8" diameter leveling disc.
- 3" diameter metal support post with integrated leveling and X-base with neoprene pads.
- Plywood construction with glue, dowel, and metal fasteners.
- 1 3/16" thick worksurface with radiused corners and a wood rim or PVC edge.
- Grommet in media panel
- TV bracket included. Recommended TV size 42".
- Rear hinged doors for wire access.
- Removable lower panels for wire access.
- Intended for use against a wall. Does not attach to the wall.

Description	D	W	H	CTN WT	CU FT	① Model	Laminate		Veneer	
							TFL Top	HPL Top	Flat Cut	Double Cut
Media Credenza	18	48	58	280	35	MTT1848MCW	\$3,171	\$3,268		
	18	48	58	280	35	MTV1848MCW			\$4,443	\$4,888



- 13" x 48" top surface
- 2 door cabinet

GSA Contract SIN #33721



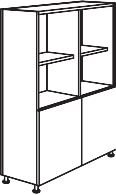
	D	W	H	CTN WT	CU FT	① Model	Laminate	Veneer	
								Flat Cut	Double Cut
Bookcase Storage	18	24	58	176	19	MTT1824-58SDR	\$1,229		
	18	24	58	176	19	MTV1824-58SDR		\$1,778	\$1,957
	18	24	58	176	19	MTT1824-58SDL	\$1,229		
	18	24	58	176	19	MTV1824-58SDL		\$1,778	\$1,957



- door hinge left or right

GSA Contract SIN #33721

Bookcase Storage	18	48	58	227	35	MTT1848-58SDC	\$1,387		
	18	48	58	227	35	MTV1848-58SDC		\$1,945	\$2,141



GSA Contract SIN #33721

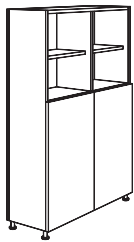
Description	D	W	H	CTN WT	CU FT	① Model	Laminate	Veneer	
								Flat Cut	Double Cut
Bookcase Storage	18	24	68	199	22	MTT1824-68SDR	\$1,284		
	18	24	68	199	22	MTV1824-68SDR		\$1,846	\$2,030
	18	24	68	199	22	MTT1824-68SDL	\$1,284		
	18	24	68	199	22	MTV1824-68SDL		\$1,846	\$2,030



· door hinge left or right

GSA Contract SIN #33721

Bookcase Storage	18	48	68	268	41	MTT1848-68SDC	\$1,535		
	18	48	68	268	41	MTV1848-68SDC		\$2,134	\$2,348



GSA Contract SIN #33721

#### To Order, Specify:

- ① Model Number
- ② Wood Species - Cherry (CH1), Maple (MA1), Walnut (WA1) or Double Cut (DC1)
- ③ Wood Finish
- ④ Laminate Selection
- ⑤ Optional Wood Feet; add \$63 list and specify finish
- ⑥ Optional Power Unit
  - Media Credenza - Ellora; specify with EC25 and order separately, see page 194.
- ⑦ Optional DropShare Power Unit; specify with Drop12 or Drop14 and order separately, see page 194.
- ⑧ Optional Markerboard Back Panel; for 24" unit add \$218 list, for 48" unit add \$423
- ⑨ Deduct TV Bracket; subtract \$186 list
- ⑩ Optional Door Locks; add \$123 list
- ⑪ Optional Coordinating Wood Grain Laminate Table Top - no upcharge. Finishes with an asterisk (\*) have a coordinating laminate available.

#### ③ Wood Finish Options:

Cherry	Maple	Walnut
BRL Barley	ALM Ale Medium	AUB Auburn
BBM Bourbon Medium	BUT Butterscotch	ESP Espresso
BRM Brighton Medium	CIN Cinnamon	MCH Mocha*
CLA Classic	FLX Flax	NTO Night Owl*
CLL Collectors*	VEN Venetian	SIE Sienna*
EAR Earthy		TOF Toffee
HRV Harvest		TRF Truffle*
LGC Legacy		
PRL Praline*	*finishes with coordinating laminate top option	
SAF Saffron		

#### Double Cut

COF Coffee
CRM Cremello
FOS Fossil
GRH Graphite
KHK Khaki
STU Studio Teak

#### ④ Laminate Options:

##### Veneer Grain Pattern Laminates

AGA Aged Ash	BGL Brighton Light	PIN Pinnacle Walnut
ALL Ale Light	CLL Collectors	STU Studio Teak
BRL Barley	FLO Florence Walnut	VIN Vintage
BLO Blonde Echo	GRH Graphite	WLH Walnut Heights
BOL Bourbon Light	HGL High Line	WEA Weathered Ash
BZW Brazilwood	OAT Oatmeal Cookie	

#### Solid Laminates

ALB Alabaster	SHD Shadow
BBL Bridal Blanco	SLG Slate Grey
DWH Designer White	



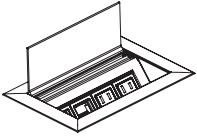
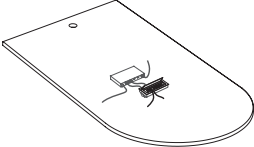
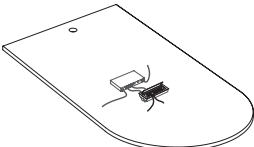
#### Specifications

##### Media Credenza

- Metal leg standard with 2 3/8" diameter leveling disc.
- Plywood construction with glue, dowel, and metal fasteners.
- Grommet in media panel
- TV bracket included. Recommended TV size 42".
- Open shelf with hinged door compartment below.
- Rear hinged doors for wire access.

##### Bookcase Storage

- Metal leg standard with 2 3/8" diameter leveling disc.
- Plywood construction with glue, dowel, and metal fasteners.
- Open shelf with hinged door compartment below.
- Adjustable shelves.

Description	D	W	H	CTN WT	CU FT	① Model	List Price
<b>Moire Power Unit</b>  <ul style="list-style-type: none"> <li>· used in Conical Work Tables</li> <li>· 3 power &amp; 1 Dual USB, 72" cord</li> <li>· color: black or white</li> </ul> <p>GSA Contract SIN #33721</p>	3 3/8	3 3/8	2	5	1	<b>EC23</b>	<b>\$529</b>
<b>Node Power Unit</b>  <ul style="list-style-type: none"> <li>· used in Linking Drum Tables</li> <li>· 1 power &amp; 1 Dual USB, 72" cord</li> <li>· color: black or white</li> </ul> <p>GSA Contract SIN #33721</p>	3 3/8	3 3/8	3/8	5	1	<b>EC24</b>	<b>\$439</b>
<b>Ellora Power Unit</b>  <ul style="list-style-type: none"> <li>· used in Media Table or Media Credenza</li> <li>· 2 power, 1 Dual USB &amp; 1 opening for voice/data port, 72" power cord</li> <li>· adapter kit provided to accept jacks for most port manufactures</li> <li>· accepts one Type 3 telecom jack</li> <li>· wire pass-through</li> <li>· anodized aluminum</li> </ul> <p>GSA Contract SIN #33721</p>	5 1/2	8 1/2	3 1/2	5	1	<b>EC25</b>	<b>\$797</b>
<b>DropShare</b>  <ul style="list-style-type: none"> <li>· used in Media Tables</li> <li>· mounts in pre-determined standard location</li> <li>· single sided unit with (2) receptacles and (2) Drop Share cords</li> <li>· cord extends 48" from grommet in worksurface</li> <li>· 6' power cord for receptacles</li> <li>· control module mounts under worksurface</li> <li>· module includes transformer with 6' power cord and (1) HDMI output for connection to monitor</li> <li>· HDMI cable not included</li> <li>· silver finish</li> </ul> <p>GSA Contract SIN #33721</p>	5 1/2	8 1/2	3 1/2	5	3	<b>DROP12</b>	<b>\$5,203</b>
<b>DropShare</b>  <ul style="list-style-type: none"> <li>· used in Media Tables</li> <li>· mounts in pre-determined standard location</li> <li>· single sided unit with (2) receptacles and (4) Drop Share cords</li> <li>· cord extends 48" from grommet in worksurface</li> <li>· 6' power cord for receptacles</li> <li>· control module mounts under worksurface</li> <li>· module includes transformer with 6' power cord and (1) HDMI output for connection to monitor</li> <li>· HDMI cable not included</li> <li>· silver finish</li> </ul> <p>GSA Contract SIN #33721</p>	5 1/2	11 1/2	3 1/2	5	3	<b>DROP14</b>	<b>\$7,191</b>

**To Order, Specify:**

① Model Number

## Murphy Order Check List:



### Specify:

- ☐ 1. Model Number
- ☐ 2. Wood Species - Maple (M)
- ☐ 3. Wood Finish/Paint Color
- ☐ 4. Fabric Selection - vendor, pattern and color
- ☐ 5. Optional Rubber Cushion Nylon Glides - no upcharge

### Example:

<b>373C</b> (model #)	<b>M</b> (wood species)	<b>AUB</b> (finish)	<b>MOMENTUM</b> (fabric vendor)	<b>VOX</b> (pattern name)	<b>MYSTIC</b> (pattern color)
--------------------------	----------------------------	------------------------	------------------------------------	------------------------------	----------------------------------

#### 1. Model Number

#### 2. Wood Species - Maple (M)

#### 3. Wood Finish/Color Options:

CAG Aged Ash Coordinate	CGR Graphite Coordinate
ALM Ale Medium	HRV Harvest
AUB Auburn	HEN Henna
BRL Barley	CHL High Line Coordinate
CBE Blonde Echo Coordinate	HNY Honey
BBM Bourbon Medium	CKC Khaki Coordinate
CBZ Brazilwood Coordinate	HNY Honey
BRM Brighton Medium	LGC Legacy
BRW Brownie	MCH Mocha
BUT Butterscotch	NTO Night Owl
CAN Canyon	NUT Nut Brown
CIN Cinnamon	COA Oatmeal Cookie Coordinat
CIT Citron	CPI Pinnacle Walnut Coordinate
CLA Classic	PRL Praline
CCF Coffee Coordinate	SAF Saffron
CLL Collectors	SIE Sienna
CCR Cremello Coordinate	CST Studio Teak Coordinate
DES Desert	TOF Toffee
EAR Earthy	TRF Truffle
ECU Ecru	VEN Venetian
ESP Espresso	CVI Vintage Coordinate
FLX Flax	CWH Walnut Heights Coordinate
CFL Florence Walnut Coordinate	CWE Weathered Ash Coordinate
CFO Fossil Coordinate	

#### Paint Color - Add \$38 list per item

BKD Backdrop	GRV Greek Villa
BFX Black Fox	GLF Gulf Stream
BWH Bright White	HTB Heartthrob
CGP Cargo Pants	NET Network Gray
CHT Chatroom	NWH Nonchalant White
DSY Daisy	PAR Paradise
DRG Daring	QXP Quixotic Plum
DYN Dynamo	RBZ Relic Bronze
ENG Enigma	SND Sandbank
FRR French Roast	STM Storm
GBY Georgian Bay	TRC Tricorn Black

#### 4. Fabric Selection - Please supply the following:

Fabric vendor  
Pattern name  
Pattern color

[For a complete list of JSI Graded-In Fabric click here](#)


#### All COM orders must include the following:

- Vendor's name, pattern name and color
- Sample of the fabric attached to order
- Model numbers of items for fabric application
- Special application instructions (e.g., all stripes will be applied front to back unless specified otherwise)
- Customer and purchase order number

Ship prepaid COM  
material to:



JSI  
Attn: COM Dept  
201 East Martin Street  
Receiving B, Dock 71  
Orleans, IN 47452



Application of fabric:  
Railroaded Up the Roll



All COM orders will ship at standard lead time from receipt of COM except for orders requiring special custom matched finishes.



Description		① Model	Specifications				List Price Per Grade		
Armless		<div>373A All Wood</div> <div>373C Uph. Seat</div> <div>· horizontal slat back</div> <div>GSA Contract SIN #33721</div>	Dimensions		D	W	H	All Wood	\$352
			Overall		19 ¼	16 ¼	32 ¾	COM	\$398
			Seat		16	15 ½	18 ¼	A	\$410
373A all wood			Upholstery		Shipping			B	\$426
373C uph. seat			COM Ydg		¾	Ctn Wt	25	COL/C	\$453
			COL Sq Ft		9	Cu Ft	9	D	\$487
								E	\$521
								F	\$556
								G	\$605
								H	\$661
								I	\$744
								J	\$844
								L1	\$617
								L2	\$669

Barstool		<div>378A All Wood</div> <div>378C Uph. Seat</div> <div>· horizontal slat back</div> <div>· standard with brass scuff plate, also available in polished aluminum or matte black</div> <div>GSA Contract SIN #33721</div>	Dimensions		D	W	H	All Wood	\$422
			Overall		22	19	43 ¾	COM	\$465
			Seat		16 ¼	19	29 ½	A	\$479
378A all wood			Upholstery		Shipping			B	\$495
378C uph. seat			COM Ydg		¾	Ctn Wt	30	COL/C	\$522
			COL Sq Ft		9	Cu Ft	13	D	\$553
								E	\$588
								F	\$624
								G	\$674
								H	\$728
								I	\$813
								J	\$913
								L1	\$685
								L2	\$740

To Order, Specify:

① Model Number

② Wood Species - Maple (M)

③ Wood Finish/Paint Color

④ Fabric Selection - vendor, pattern and color

⑤ Optional Rubber Cushion Nylon Glides - no upcharge

③ Wood Finish/Color Options:

Maple

CAG Aged Ash Coordinate

ALM Ale Medium

AUB Auburn

BRL Barley

CBE Blonde Echo Coordinate

BBM Bourbon Medium

CBZ Brazilwood Coordinate

BRW Brownie

BRM Brighton Medium

BUT Butterscotch

CAN Canyon

CIN Cinnamon

CIT Citron

CLA Classic

CCF Coffee Coordinate

CLL Collectors

CCR Cremello Coordinate

DES Desert

EAR Earthy

ECU Ecru

ESP Espresso

FLX Flax

CFL Florence Walnut Coordinate

CFO Fossil Coordinate

CGR Graphite Coordinate

HRV Harvest

HEN Henna

CHL High Line Coordinate

HNY Honey

CKC Khaki Coordinate

LGC Legacy

MCH Mocha

NUT Night Owl

NTO Nut Brown

COA Oatmeal Cook Coordinate

CPI Pinnacle Walnut Coordinate

PRL Praline

SAF Saffron

SIE Sienna

CST Studio Teak Coordinate

TOF Toffee

TRF Truffle

VEN Venetian

CVI Vintage Coordinate

CWH Walnut Heights Coordinate

CWE Weathered Ash Coordinate

Paint Color - Add \$38 list per item

BKD Backdrop

BFX Black Fox

BWH Bright White

CGP Cargo Pants

CHT Chatroom

DSY Daisy

DRG Daring

DYN Dynamo

ENG Enigma

FRR French Roast

GBY Georgian Bay

GRV Greek Villa

GLF Gulf Stream

HTB Heartthrob

NET Network Gray

NWH Nonchalant White

PAR Paradise

QXP Quixotic Plum

RBZ Relic Bronze

SND Sandbank

STM Storm

TRC Tricorn Black

④ See a selection of graded in fabric manufacturers and patterns on pages 20-28 Contact Customer Service for additional fabric options.

Specifications

· Wood species - Maple.

· Seat is upholstered with 1 ½" polyurethane foam and synthetic sheet webbing for added comfort.

· Spiral grooved hardwood dowels with corner blocks, glue and screws.

· Standard with rubber cushion metal glides.

194

MURPHY

## Newton Order Check List:



### Specify:

- ☐ 1. Model Number
- ☐ 2. Fabric Selection - vendor, pattern and color
- ☐ 3. Base and Arm Selections - standard with black polyurethane base and arms
  - A. Aluminum Arm with black polyurethane arm caps - add \$61 list
  - B. Aluminum Base Only - add \$99 list
  - C. Optional Base Glides - add \$14 list
  - D. Optional Black Pneumatic Jury Base - add \$176 list
- ☐ 4. Optional Mid-Pivot Mechanism - add \$126 list

### Example:

NW5100 | MOMENTUM | VOX | MYSTIC  
 (model #) | (fabric vendor) | (pattern name) | (pattern color)

#### 1. Model Number

All COM orders will ship at standard lead time from receipt of COM except for orders requiring special custom matched finishes.

#### 2. Fabric Selection - Please supply the following:

Fabric vendor  
 Pattern name  
 Pattern color

[For a complete list of JSI Graded-In Fabric click here](#)

*When specifying contrasting upholstery, indicate clearly which upholstery is to be applied to the seat, back and arms. Use higher grade pricing.*

- Indicate direction of fabric - Railroaded or Up the Roll
- Please provide illustration, if available


#### All COM orders must include the following:

- Vendor's name, pattern name and color
- Sample of the fabric attached to order
- Model numbers of items for fabric application
- Special application instructions (e.g., all stripes will be applied front to back unless specified otherwise)
- Customer and purchase order number

Ship prepaid COM material to:

JSI  
 Attn: COM Dept  
 201 East Martin Street  
 Receiving B, Dock 71  
 Orleans, IN 47452

Application of fabric:  
 Railroaded      Up the Roll



#### 3. Base and Arm Selections - standard with black polyurethane base and arms

- A. Aluminum Arms with black polyurethane arm caps - add \$61 list
- B. Aluminum Base Only - add \$99 list
- C. Optional Base Glides - add \$14 list



#### D. Optional Black Pneumatic Jury Base - add \$176 list



Pneumatic lift-  
 NOT self-centering -  
 Standard

#### 4. Pneumatic Swivel Tilt Control (Standard) -







Optional mid-pivot mechanism  
 with tilt lock - add \$126 list




# NEWTON

## STANDARD SCALE



Description	① Model	Specifications	List Price Per Grade		
<div>Standard Scale Management Mid Back</div> <div><div>Now!</div></div>	<div>NW5100</div> <div><div>· armless</div><div>· black polyurethane base</div><div>· overall height range is 36 1/2 – 40 1/4</div><div>· seat height range is 16 3/4 – 20 1/2</div><div>· jury base not available on JSI Quickship program</div></div> <div>GSA Contract SIN #33721</div>	<div>Dimensions</div> <div>D</div> <div>W</div> <div>H</div>	COM \$976		
		Overall	26 1/2	26 1/2	40 1/4
		Seat	17 1/2	20 1/4	20 1/2
		Upholstery	Shipping		
		COM Ydg	1 3/4	Ctn Wt	34
		COL Sq Ft	32	Cu Ft	17
					A \$992
					B \$1,023
					COL/C \$1,076
					D \$1,145
			E \$1,215		
			F \$1,322		
			G \$1,437		
			H \$1,560		
			I \$1,752		
			J \$1,982		
			L1 \$1,522		
			L2 \$1,675		
<div>Standard Scale Management Mid Back</div> <div><div>Now!</div></div>	<div>NW5110</div> <div><div>· black polyurethane arms and base</div><div>· overall height range is 36 1/2 – 40 1/4</div><div>· seat height range is 16 3/4 – 20 1/2</div><div>· arm height range is 25 1/4 – 29</div><div>· jury base not available on JSI Quickship program</div></div> <div>GSA Contract SIN #33721</div>	<div>Dimensions</div> <div>D</div> <div>W</div> <div>H</div>	COM \$1,102		
		Overall	26 1/2	26 1/2	40 1/4
		Seat	17 1/2	20 1/4	20 1/2
		Arm			29
		Upholstery	Shipping		
		COM Ydg	1 3/4	Ctn Wt	38
		COL Sq Ft	32	Cu Ft	17
					A \$1,118
					B \$1,149
					COL/C \$1,202
			D \$1,271		
			E \$1,341		
			F \$1,448		
			G \$1,563		
			H \$1,686		
			I \$1,878		
			J \$2,108		
			L1 \$1,648		
			L2 \$1,801		
<div>Standard Scale Executive High Back</div> <div><div>Now!</div></div>	<div>NW5120</div> <div><div>· armless</div><div>· black polyurethane base</div><div>· overall height range is 44 3/4 – 48 1/2</div><div>· seat height range is 16 3/4 – 20 1/2</div><div>· jury base not available on JSI Quickship program</div></div> <div>GSA Contract SIN #33721</div>	<div>Dimensions</div> <div>D</div> <div>W</div> <div>H</div>	COM \$1,194		
		Overall	26 1/2	26 1/2	48 1/2
		Seat	17 1/2	20 1/4	20 1/2
		Upholstery	Shipping		
		COM Ydg	2	Ctn Wt	42
		COL Sq Ft	36	Cu Ft	19
					A \$1,212
					B \$1,247
					COL/C \$1,309
					D \$1,388
			E \$1,467		
			F \$1,589		
			G \$1,721		
			H \$1,861		
			I \$2,081		
			J \$2,344		
			L1 \$1,817		
			L2 \$1,993		
<div>Standard Scale Executive High Back</div> <div><div>Now!</div></div>	<div>NW5121</div> <div><div>· black polyurethane arms and base</div><div>· overall height range is 44 3/4 – 48 1/2</div><div>· seat height range is 16 3/4 – 20 1/2</div><div>· arm height range is 25 1/4 – 29</div><div>· jury base not available on JSI Quickship program</div></div> <div>GSA Contract SIN #33721</div>	<div>Dimensions</div> <div>D</div> <div>W</div> <div>H</div>	COM \$1,334		
		Overall	26 1/2	26 1/2	48 1/2
		Seat	17 1/2	20 1/4	20 1/2
		Arm			29
		Upholstery	Shipping		
		COM Ydg	2	Ctn Wt	46
		COL Sq Ft	36	Cu Ft	19
					A \$1,352
					B \$1,387
					COL/C \$1,449
			D \$1,528		
			E \$1,607		
			F \$1,729		
			G \$1,861		
			H \$2,001		
			I \$2,221		
			J \$2,484		
			L1 \$1,957		
			L2 \$2,133		

## GRAND SCALE

Description	1 Model	Specifications				List Price Per Grade	
<b>Grand Scale Management Mid Back</b> 	<b>NW5130</b> • armless • black polyurethane base • overall height range is 37 1/2 - 41 1/4 • seat height range is 16 3/4 - 20 1/2 • jury base not available on JSI Quickship program  GSA Contract SIN #33721	<b>Dimensions</b>	<b>D</b>	<b>W</b>	<b>H</b>	<b>COM</b>	<b>\$1,015</b>
		Overall	26 1/2	26 1/2	41 1/4	A	\$1,031
		Seat	19 1/4	21 1/4	20 1/2	B	\$1,062
		<b>Upholstery</b>	<b>Shipping</b>			COL/C	\$1,115
		COM Ydg	1 3/4	Ctn Wt	36	D	\$1,184
		COL Sq Ft	32	Cu Ft	17	E	\$1,254
						F	\$1,361
						G	\$1,476
						H	\$1,599
						I	\$1,791
						J	\$2,021
						L1	\$1,561
						L2	\$1,714
<b>Grand Scale Management Mid Back</b> 	<b>NW5140</b> • black polyurethane arms and base • overall height range is 37 1/2 - 41 1/4 • seat height range is 16 3/4 - 20 1/2 • arm height range is 25 1/4 - 29 • jury base not available on JSI Quickship program  GSA Contract SIN #33721	<b>Dimensions</b>	<b>D</b>	<b>W</b>	<b>H</b>	<b>COM</b>	<b>\$1,144</b>
		Overall	26 1/2	26 1/2	41 1/4	A	\$1,160
		Seat	19 1/4	21 1/4	20 1/2	B	\$1,191
		Arm			29	COL/C	\$1,244
		<b>Upholstery</b>	<b>Shipping</b>			D	\$1,313
		COM Ydg	1 3/4	Ctn Wt	40	E	\$1,383
		COL Sq Ft	32	Cu Ft	17	F	\$1,490
						G	\$1,605
						H	\$1,728
						I	\$1,920
						J	\$2,150
						L1	\$1,690
						L2	\$1,843
<b>Grand Scale Executive High Back</b> 	<b>NW5151</b> • black polyurethane arms and base • overall height range is 45 3/4 - 49 1/2 • seat height range is 16 3/4 - 20 1/2 • arm height range is 25 1/4 - 29 • jury base not available on JSI Quickship program  GSA Contract SIN #33721	<b>Dimensions</b>	<b>D</b>	<b>W</b>	<b>H</b>	<b>COM</b>	<b>\$1,371</b>
		Overall	26 1/2	26 1/2	49 1/2	A	\$1,391
		Seat	19 1/4	21 1/4	20 1/2	B	\$1,431
		Arm			29	COL/C	\$1,500
		<b>Upholstery</b>	<b>Shipping</b>			D	\$1,589
		COM Ydg	2 1/4	Ctn Wt	48	E	\$1,678
		COL Sq Ft	41	Cu Ft	19	F	\$1,816
						G	\$1,964
						H	\$2,122
						I	\$2,368
						J	\$2,665
						L1	\$2,072
						L2	\$2,270

## To Order, Specify:

- 1 Model Number
- 2 Fabric Selection - vendor, pattern and color
- 3 Base and Arm Selections - standard with black polyurethane base and arms
  - A. Aluminum Arms with black polyurethane arm caps - add \$61 list
  - B. Aluminum Base Only - add \$99 list
  - C. Base Glides - add \$14 list
  - D. Black Pneumatic Jury Base - add \$176 list
- 4 Optional Mid-Pivot Mechanism (MP) - add \$126 list

- 2 See a selection of graded in fabric manufacturers and patterns on pages 20-28. Contact Customer Service for additional fabric options.

## Specifications

- Wood species - Solid Birch plywood.
- Mortise and tenon construction with corner blocks, glue and screws.
- Seat has 3 1/2" polyurethane foam with Dacron® wrap.
- Back has synthetic sheet webbing and 1" polyurethane foam.
- All models standard with swivel, tilt, pneumatic lift, tension adjustment and dual wheel casters.

When ordering Quickship products, place a "Q" in front of model number.  
Example: QNW5121

**NOW!**  
Need it.  
JSI Quickship

Olympian Lounge Order Check List:



**Specify:**

- ☐ 1. Model Number
- ☐ 2. Wood Species - Maple (M)
- ☐ 3. Wood Finish
- ☐ 4. Metal Color - Black Sandtex (BSX) or Stardust Silver (STS) - Linking Tables Only
- ☐ 5. Fabric Selection - vendor, pattern and color
- ☐ 6. Optional Casters - \$107 list
- ☐ 7. Optional Tablet Arm - add \$596 list; indicate left (TBL) or right (TBR)
- ☐ 8. Optional Rubber Cushion Nylon Glides - no upcharge

**Example:**

OL7601U (model #)	M (wood species)	AUB (finish)	MOMENTUM (fabric vendor)	VOX (pattern name)	MYSTIC (pattern color)
----------------------	---------------------	-----------------	-----------------------------	-----------------------	---------------------------

1. Model Number

2. Wood Species - Maple (M)

3. Wood Finish Options:

ALM	Ale Medium	FLX	Flax
AUB	Auburn	HRV	Harvest
BRL	Barley	LGC	Legacy
BBM	Bourbon Medium	MCH	Mocha
BRM	Brighton Medium	NTO	Night Owl
BUT	Butterscotch	PRL	Praline
CIN	Cinnamon	SAF	Saffron
CLA	Classic	SIE	Sienna
CLL	Collectors	TOF	Toffee
EAR	Earthy	TRF	Truffle
ESP	Espresso	VEN	Venetian

4. Metal Color - Black Sandtex (BSX) or Stardust Silver (STS)  
\*Specify on Linking Tables only

5. Fabric Selection - Please supply the following:  
Fabric vendor  
Pattern name  
Pattern color

[For a complete list of JSI Graded-In Fabric click here](#)

When specifying contrasting upholstery, indicate clearly which upholstery is to be applied to the seat, back and arms. Use higher grade pricing.

- Indicate direction of fabric - Railroaded or Up the Roll
- Please provide illustration, if available

**All COM orders must include the following:**

- Vendor's name, pattern name and color
- Sample of the fabric attached to order
- Model numbers of items for fabric application
- Special application instructions (e.g., all stripes will be applied front to back unless specified otherwise)
- Customer and purchase order number

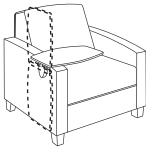
Ship prepaid COM material to:  
JSI  
Attn: COM Dept  
201 East Martin Street  
Receiving B, Dock 71  
Orleans, IN 47452

Application of fabric:  
Railroaded      Up the Roll



All COM orders will ship at standard lead time from receipt of COM except for orders requiring special custom matched finishes.

6. Optional Casters - \$107 list

7. Tablet Arm -  
Tablet arm designated right (TBR) or left (TBL) as seated in chair - add \$596 list



8. Optional Rubber Cushion Nylon Glides - no upcharge

Description	① Model	Specifications	List Price Per Grade																														
<b>Single Seat</b> 	<b>OL7601U</b> · optional casters, add \$107 list  GSA Contract SIN #33721	<table><tr><th>Dimensions</th><th>D</th><th>W</th><th>H</th></tr><tr><td>Overall</td><td>31</td><td>31</td><td>34</td></tr><tr><td>Seat</td><td>21 ½</td><td>21 ½</td><td>18 ¼</td></tr><tr><td>Arm</td><td colspan="3">25</td></tr><tr><th>Upholstery</th><th colspan="3">Shipping</th></tr><tr><td>COM Ydg</td><td>5 ½</td><td>Ctn Wt</td><td>70</td></tr><tr><td>COL Sq Ft</td><td>127</td><td>Cu Ft</td><td>30</td></tr></table>	Dimensions	D	W	H	Overall	31	31	34	Seat	21 ½	21 ½	18 ¼	Arm	25			Upholstery	Shipping			COM Ydg	5 ½	Ctn Wt	70	COL Sq Ft	127	Cu Ft	30	COM \$1,586 A \$1,643 B \$1,760 COL/C \$1,963 D \$2,222 E \$2,482 F \$2,759 G \$3,146 H \$3,566 I \$4,216 J \$4,996 L1 \$3,746 L2 \$4,293		
		Dimensions	D	W	H																												
		Overall	31	31	34																												
		Seat	21 ½	21 ½	18 ¼																												
		Arm	25																														
		Upholstery	Shipping																														
		COM Ydg	5 ½	Ctn Wt	70																												
		COL Sq Ft	127	Cu Ft	30																												
		<b>Single Seat with Clean Out</b> 	<b>OL7601U-CO</b> · optional casters, add \$107 list · discrete clean out  GSA Contract SIN #33721	<table><tr><th>Dimensions</th><th>D</th><th>W</th><th>H</th></tr><tr><td>Overall</td><td>31</td><td>31</td><td>34</td></tr><tr><td>Seat</td><td>21 ½</td><td>21 ½</td><td>18 ¼</td></tr><tr><td>Arm</td><td colspan="3">25</td></tr><tr><th>Upholstery</th><th colspan="3">Shipping</th></tr><tr><td>COM Ydg</td><td>5 ½</td><td>Ctn Wt</td><td>70</td></tr><tr><td>COL Sq Ft</td><td>127</td><td>Cu Ft</td><td>30</td></tr></table>	Dimensions	D	W	H	Overall	31	31	34	Seat	21 ½	21 ½	18 ¼	Arm	25			Upholstery	Shipping			COM Ydg	5 ½	Ctn Wt	70	COL Sq Ft	127	Cu Ft	30	COM \$1,686 A \$1,745 B \$1,867 COL/C \$2,081 D \$2,353 E \$2,625 F \$2,922 G \$3,331 H \$3,774 I \$4,460 J \$5,283 L1 \$3,948 L2 \$4,523
				Dimensions	D	W	H																										
Overall	31			31	34																												
Seat	21 ½			21 ½	18 ¼																												
Arm	25																																
Upholstery	Shipping																																
COM Ydg	5 ½			Ctn Wt	70																												
COL Sq Ft	127			Cu Ft	30																												

**To Order, Specify:**

- ① Model Number  
 ② Wood Species - Maple (M)  
 ③ Wood Finish  
 ④ Fabric Selection - vendor, pattern and color  
 ⑤ Optional Casters - add \$107 list  
 ⑥ Optional Tablet Arm - add \$596 list; indicate left (TBL) or right (TBR)



Tilt and Stow  
Tablet Arm Illustration  
10"d x 16"w Surface

- ⑦ Optional Rubber Cushion Nylon Glides - no upcharge




**③ Wood Finish/Color Options:**




Maple			
ALE	Ale Medium	FLX	Flax
AUB	Auburn	HRV	Harvest
BRL	Barley	LGC	Legacy
BBM	Bourbon Medium	MCH	Mocha
BRM	Brighton Medium	NTO	Night Owl
BUT	Butterscotch	PRL	Praline
CIN	Cinnamon	SAF	Saffron
CLA	Classic	SIE	Sienna
CLL	Collectors	TOF	Toffee
EAR	Earthy	TRF	Truffle
ESP	Espresso	VEN	Venetian

- ④ See a selection of graded in fabric manufacturers and patterns on pages 20-28 Contact Customer Service for additional fabric options.

**Specifications**

- 3 ½" tall solid maple leg.
- Seat has synthetic sheet webbing with cross strap reinforcement, 6" polyurethane foam and fixed cushion.
- Back has 3 ½" polyurethane foam.
- Arms have ½" polyurethane foam.
- Mortise and tenon construction with corner blocks, glue and screws.
- Wood caps are ¾" thick maple veneer.
- Standard with rubber cushion metal glides.

Description	Model	Specifications	List Price Per Grade
<b>Single Seat with Wood Cap Arm</b> 	<b>OL7601W</b> · optional casters, add \$107 list <hr/> GSA Contract SIN #33721	<b>Dimensions</b>	<b>COM \$1,745</b>
		Overall 31 31 34	A \$1,803
		Seat 21 ½ 21 ½ 18 ¼	B \$1,920
		Arm 25 ½	COL/C \$2,124
		<b>Upholstery</b>	D \$2,381
		<b>Shipping</b>	E \$2,643
		COM Ydg 5 ½ Ctn Wt 74	F \$2,918
		COL Sq Ft 127 Cu Ft 30	G \$3,307
			H \$3,725
			I \$4,376
<b>Single Seat with Wood Cap Arm and Clean Out</b> 	<b>OL7601W-CO</b> · optional casters, add \$107 list · discrete clean out <hr/> GSA Contract SIN #33721	<b>Dimensions</b>	<b>COM \$1,844</b>
		Overall 31 31 34	A \$1,905
		Seat 21 ½ 21 ½ 18 ¼	B \$2,027
		Arm 25 ½	COL/C \$2,242
		<b>Upholstery</b>	D \$2,511
		<b>Shipping</b>	E \$2,786
		COM Ydg 5 ½ Ctn Wt 74	F \$3,081
		COL Sq Ft 127 Cu Ft 30	G \$3,492
			H \$3,933
			I \$4,620
<b>Two Seat</b> 	<b>OL7602U</b> <hr/> GSA Contract SIN #33721	<b>Dimensions</b>	<b>COM \$2,072</b>
		Overall 31 49 34	A \$2,153
		Seat 21 ½ 39 ½ 18 ¼	B \$2,310
		Arm 25	COL/C \$2,585
		<b>Upholstery</b>	D \$2,941
		<b>Shipping</b>	E \$3,296
		COM Ydg 7 ½ Ctn Wt 92	F \$3,671
		COL Sq Ft 173 Cu Ft 46	G \$4,204
			H \$4,771
			I \$5,659
			J \$6,725
			L1 \$5,020
			L2 \$5,766

Description	① Model	Specifications	List Price Per Grade																														
Two Seat with Wood Cap Arm 	OL7602W GSA Contract SIN #33721	<table><tr><th>Dimensions</th><th>D</th><th>W</th><th>H</th></tr><tr><td>Overall</td><td>31</td><td>49</td><td>34</td></tr><tr><td>Seat</td><td>21 ½</td><td>39 ½</td><td>18 ¼</td></tr><tr><td>Arm</td><td></td><td></td><td>25 ½</td></tr><tr><th>Upholstery</th><th colspan="3">Shipping</th></tr><tr><td>COM Ydg</td><td>7 ½</td><td>Ctn Wt</td><td>96</td></tr><tr><td>COL Sq Ft</td><td>173</td><td>Cu Ft</td><td>46</td></tr></table>	Dimensions	D	W	H	Overall	31	49	34	Seat	21 ½	39 ½	18 ¼	Arm			25 ½	Upholstery	Shipping			COM Ydg	7 ½	Ctn Wt	96	COL Sq Ft	173	Cu Ft	46	COM \$2,233 A \$2,313 B \$2,472 COL/C \$2,746 D \$3,102 E \$3,457 F \$3,831 G \$4,365 H \$4,932 I \$5,822 J \$6,886 L1 \$5,181 L2 \$5,927		
		Dimensions	D	W	H																												
		Overall	31	49	34																												
		Seat	21 ½	39 ½	18 ¼																												
		Arm			25 ½																												
		Upholstery	Shipping																														
		COM Ydg	7 ½	Ctn Wt	96																												
		COL Sq Ft	173	Cu Ft	46																												
		Three Seat 	OL7603U GSA Contract SIN #33721	<table><tr><th>Dimensions</th><th>D</th><th>W</th><th>H</th></tr><tr><td>Overall</td><td>31</td><td>69</td><td>34</td></tr><tr><td>Seat</td><td>21 ½</td><td>59 ½</td><td>18 ¼</td></tr><tr><td>Arm</td><td></td><td></td><td>25</td></tr><tr><th>Upholstery</th><th colspan="3">Shipping</th></tr><tr><td>COM Ydg</td><td>9 ½</td><td>Ctn Wt</td><td>115</td></tr><tr><td>COL Sq Ft</td><td>219</td><td>Cu Ft</td><td>62</td></tr></table>	Dimensions	D	W	H	Overall	31	69	34	Seat	21 ½	59 ½	18 ¼	Arm			25	Upholstery	Shipping			COM Ydg	9 ½	Ctn Wt	115	COL Sq Ft	219	Cu Ft	62	COM \$3,010 A \$3,109 B \$3,311 COL/C \$3,659 D \$4,109 E \$4,559 F \$5,033 G \$5,709 H \$6,429 I \$7,553 J \$8,901 L1 \$6,745 L2 \$7,687
				Dimensions	D	W	H																										
Overall	31			69	34																												
Seat	21 ½			59 ½	18 ¼																												
Arm					25																												
Upholstery	Shipping																																
COM Ydg	9 ½			Ctn Wt	115																												
COL Sq Ft	219			Cu Ft	62																												
Three Seat with Wood Cap Arm 	OL7603W GSA Contract SIN #33721			<table><tr><th>Dimensions</th><th>D</th><th>W</th><th>H</th></tr><tr><td>Overall</td><td>31</td><td>69</td><td>34</td></tr><tr><td>Seat</td><td>21 ½</td><td>59 ½</td><td>18 ¼</td></tr><tr><td>Arm</td><td></td><td></td><td>25 ½</td></tr><tr><th>Upholstery</th><th colspan="3">Shipping</th></tr><tr><td>COM Ydg</td><td>9 ½</td><td>Ctn Wt</td><td>119</td></tr><tr><td>COL Sq Ft</td><td>219</td><td>Cu Ft</td><td>62</td></tr></table>	Dimensions	D	W	H	Overall	31	69	34	Seat	21 ½	59 ½	18 ¼	Arm			25 ½	Upholstery	Shipping			COM Ydg	9 ½	Ctn Wt	119	COL Sq Ft	219	Cu Ft	62	COM \$3,172 A \$3,271 B \$3,473 COL/C \$3,823 D \$4,271 E \$4,721 F \$5,196 G \$5,871 H \$6,592 I \$7,716 J \$9,065 L1 \$6,907 L2 \$7,851
				Dimensions	D	W	H																										
		Overall	31	69	34																												
		Seat	21 ½	59 ½	18 ¼																												
		Arm			25 ½																												
		Upholstery	Shipping																														
		COM Ydg	9 ½	Ctn Wt	119																												
		COL Sq Ft	219	Cu Ft	62																												

**To Order, Specify:**

- Model Number
- Wood Species - Maple (M)
- Wood Finish
- Fabric Selection - vendor, pattern and color
- Optional Casters - add \$107 list
- Optional Tablet Arm - add \$596 list; indicate left (TBL) or right (TBR)



Tilt and Stow  
Tablet Arm Illustration  
10"d x 16"w Surface

**3 Wood Finish/Color Options:**

Maple		FLX	Flax
ALE	Ale Medium	HRV	Harvest
AUB	Auburn	LGC	Legacy
BRL	Barley	MCH	Mocha
BBM	Bourbon Medium	NTO	Night Owl
BRM	Brighton Medium	PRL	Praline
BUT	Butterscotch	SAF	Saffron
CIN	Cinnamon	SIE	Sienna
CLA	Classic	TOF	Toffee
CLL	Collectors	TRF	Truffle
EAR	Earthy	VEN	Venetian
ESP	Espresso		



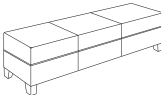
**Specifications**

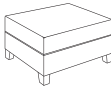


- 3 ½" tall solid maple leg.
- Seat has synthetic sheet webbing with cross strap reinforcement, 6" polyurethane foam and fixed cushion.
- Back has 3 ½" polyurethane foam.
- Arms have ½" polyurethane foam.
- Mortise and tenon construction with corner blocks, glue and screws.
- Wood caps are ¾" thick maple veneer.
- Standard with rubber cushion metal glides.

- Optional Rubber Cushion Nylon Glides - no upcharge

- See a selection of graded in fabric manufacturers and patterns on pages 20-28 Contact Customer Service for additional fabric options.



Description	① Model	Specifications	List Price Per Grade																												
22" x 22" Ottoman 	<b>OL7604</b> · optional casters, add \$107 list · carton weight based on two per box  GSA Contract SIN #33721	<table><tr><th>Dimensions</th><th>D</th><th>W</th><th>H</th></tr><tr><td>Overall</td><td>22</td><td>22</td><td>16 ½</td></tr><tr><td>Seat</td><td></td><td></td><td></td></tr><tr><td>Arm</td><td></td><td></td><td></td></tr><tr><th>Upholstery</th><th colspan="3">Shipping</th></tr><tr><td>COM Ydg</td><td>2 ½</td><td>Ctn Wt</td><td>65</td></tr><tr><td>COL Sq Ft</td><td>50</td><td>Cu Ft</td><td>20</td></tr></table>	Dimensions	D	W	H	Overall	22	22	16 ½	Seat				Arm				Upholstery	Shipping			COM Ydg	2 ½	Ctn Wt	65	COL Sq Ft	50	Cu Ft	20	COM \$903 A \$929 B \$984 COL/C \$1,075 D \$1,193 E \$1,311 F \$1,436 G \$1,613 H \$1,803 I \$2,100 J \$2,454 L1 \$1,744 L2 \$1,957
		Dimensions	D	W	H																										
		Overall	22	22	16 ½																										
		Seat																													
		Arm																													
		Upholstery	Shipping																												
		COM Ydg	2 ½	Ctn Wt	65																										
		COL Sq Ft	50	Cu Ft	20																										
		22" x 44" Ottoman 	<b>OL7607</b> · optional casters, add \$107 list  GSA Contract SIN #33721	<table><tr><th>Dimensions</th><th>D</th><th>W</th><th>H</th></tr><tr><td>Overall</td><td>22</td><td>44</td><td>16 ½</td></tr><tr><th>Upholstery</th><th colspan="3">Shipping</th></tr><tr><td>COM Ydg</td><td>3 ¾</td><td>Ctn Wt</td><td>66</td></tr><tr><td>COL Sq Ft</td><td>75</td><td>Cu Ft</td><td>15</td></tr></table>	Dimensions	D	W	H	Overall	22	44	16 ½	Upholstery	Shipping			COM Ydg	3 ¾	Ctn Wt	66	COL Sq Ft	75	Cu Ft	15	COM \$947 A \$986 B \$1,065 COL/C \$1,202 D \$1,381 E \$1,559 F \$1,745 G \$2,010 H \$2,296 I \$2,739 J \$3,271 L1 \$2,206 L2 \$2,527						
				Dimensions	D	W	H																								
Overall	22			44	16 ½																										
Upholstery	Shipping																														
COM Ydg	3 ¾			Ctn Wt	66																										
COL Sq Ft	75			Cu Ft	15																										
22" x 66" Ottoman 	<b>OL7608</b> · optional casters, add \$107 list  GSA Contract SIN #33721			<table><tr><th>Dimensions</th><th>D</th><th>W</th><th>H</th></tr><tr><td>Overall</td><td>22</td><td>66</td><td>16 ½</td></tr><tr><th>Upholstery</th><th colspan="3">Shipping</th></tr><tr><td>COM Ydg</td><td>5</td><td>Ctn Wt</td><td>92</td></tr><tr><td>COL Sq Ft</td><td>100</td><td>Cu Ft</td><td>20</td></tr></table>	Dimensions	D	W	H	Overall	22	66	16 ½	Upholstery	Shipping			COM Ydg	5	Ctn Wt	92	COL Sq Ft	100	Cu Ft	20	COM \$1,067 A \$1,120 B \$1,227 COL/C \$1,410 D \$1,646 E \$1,883 F \$2,132 G \$2,489 H \$2,866 I \$3,459 J \$4,169 L1 \$2,748 L2 \$3,174						
				Dimensions	D	W	H																								
				Overall	22	66	16 ½																								
				Upholstery	Shipping																										
		COM Ydg	5	Ctn Wt	92																										
		COL Sq Ft	100	Cu Ft	20																										

Description	Model	Specifications	List Price Per Grade																				
<b>30" x 30" Ottoman</b> 	<b>OL7605</b> · optional casters, add \$107 list  GSA Contract SIN #33721	<table><tr><th>Dimensions</th><th>D</th><th>W</th><th>H</th></tr><tr><td>Overall</td><td>30</td><td>30</td><td>16 ½</td></tr><tr><th>Upholstery</th><th colspan="3">Shipping</th></tr><tr><td>COM Ydg</td><td>3 ½</td><td>Ctn Wt</td><td>85 (2/box)</td></tr><tr><td>COL Sq Ft</td><td>81</td><td>Cu Ft</td><td>30</td></tr></table>	Dimensions	D	W	H	Overall	30	30	16 ½	Upholstery	Shipping			COM Ydg	3 ½	Ctn Wt	85 (2/box)	COL Sq Ft	81	Cu Ft	30	COM \$916 A \$954 B \$1,028 COL/C \$1,157 D \$1,321 E \$1,488 F \$1,663 G \$1,909 H \$2,175 I \$2,591 J \$3,087 L1 \$2,291 L2 \$2,641
Dimensions	D	W	H																				
Overall	30	30	16 ½																				
Upholstery	Shipping																						
COM Ydg	3 ½	Ctn Wt	85 (2/box)																				
COL Sq Ft	81	Cu Ft	30																				
<b>36" x 36" Ottoman</b> 	<b>OL7606</b> · optional casters, add \$107 list  GSA Contract SIN #33721	<table><tr><th>Dimensions</th><th>D</th><th>W</th><th>H</th></tr><tr><td>Overall</td><td>36</td><td>36</td><td>16 ½</td></tr><tr><th>Upholstery</th><th colspan="3">Shipping</th></tr><tr><td>COM Ydg</td><td>4 ½</td><td>Ctn Wt</td><td>105 (2/box)</td></tr><tr><td>COL Sq Ft</td><td>104</td><td>Cu Ft</td><td>35</td></tr></table>	Dimensions	D	W	H	Overall	36	36	16 ½	Upholstery	Shipping			COM Ydg	4 ½	Ctn Wt	105 (2/box)	COL Sq Ft	104	Cu Ft	35	COM \$1,005 A \$1,054 B \$1,147 COL/C \$1,314 D \$1,526 E \$1,740 F \$1,965 G \$2,284 H \$2,625 I \$3,158 J \$3,796 L1 \$2,773 L2 \$3,221
Dimensions	D	W	H																				
Overall	36	36	16 ½																				
Upholstery	Shipping																						
COM Ydg	4 ½	Ctn Wt	105 (2/box)																				
COL Sq Ft	104	Cu Ft	35																				
<b>18" x 18" Pod</b> 	<b>OL7610</b> · casters standard  GSA Contract SIN #33721	<table><tr><th>Dimensions</th><th>D</th><th>W</th><th>H</th></tr><tr><td>Overall</td><td>18</td><td>18</td><td>18 ¼</td></tr><tr><th>Upholstery</th><th colspan="3">Shipping</th></tr><tr><td>COM Ydg</td><td>1 ¾</td><td>Ctn Wt</td><td>85 (2/box)</td></tr><tr><td>COL Sq Ft</td><td>35</td><td>Cu Ft</td><td>20</td></tr></table>	Dimensions	D	W	H	Overall	18	18	18 ¼	Upholstery	Shipping			COM Ydg	1 ¾	Ctn Wt	85 (2/box)	COL Sq Ft	35	Cu Ft	20	COM \$902 A \$921 B \$958 COL/C \$1,023 D \$1,105 E \$1,189 F \$1,276 G \$1,399 H \$1,532 I \$1,740 J \$1,989 L1 \$1,491 L2 \$1,640
Dimensions	D	W	H																				
Overall	18	18	18 ¼																				
Upholstery	Shipping																						
COM Ydg	1 ¾	Ctn Wt	85 (2/box)																				
COL Sq Ft	35	Cu Ft	20																				

**To Order, Specify:**

- ① Model Number
- ② Wood Species - Maple (M)
- ③ Wood Finish
- ④ Fabric Selection - vendor, pattern and color
- ⑤ Optional Rubber Cushion Nylon Glides - no upcharge

**③ Wood Finish/Color Options:**

Maple			
ALE	Ale Medium	FLX	Flax
AUB	Auburn	HRV	Harvest
BRL	Barley	LGC	Legacy
BBM	Bourbon Medium	MCH	Mocha
BRM	Brighton Medium	NTD	Night Owl
BUT	Butterscotch	PRL	Praline
CIN	Cinnamon	SAF	Saffron
CLA	Classic	SIE	Sienna
CLL	Collectors	TOF	Toffee
EAR	Earthy	TRF	Truffle
ESP	Espresso	VEN	Venetian

- ④ See a selection of graded in fabric manufacturers and patterns on pages 20-28 Contact Customer Service for additional fabric options.

**Specifications**

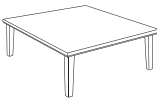
- 3 ½" tall solid maple leg.
- Seat has synthetic sheet webbing with cross strap reinforcement, 6" polyurethane foam and fixed cushion.
- Mortise and tenon construction with corner blocks, glue and screws.
- Standard with rubber cushion metal glides.

Description	D	W	H	CTN WT	CU FT	① Model	List Price
28" x 28" End Table	28	28	17	30	6	OL2828-17	\$644



- maple veneer top
- GSA Contract SIN #33721

36" x 36" Magazine Table	36	36	17	40	8	OL3636-17	\$705
--------------------------	----	----	----	----	---	-----------	-------



- maple veneer top
- GSA Contract SIN #33721

To Order, Specify:

- ① Model Number
- ② Wood Species - Maple (M)
- ③ Wood Finish
- ④ Fabric Selection - vendor, pattern and color
- ⑤ Optional Rubber Cushion Nylon Glides - no upcharge


③ Wood Finish/Color Options:

Maple		FLX	Flax
ALE	Ale Medium	HRV	Harvest
AUB	Auburn	LGC	Legacy
BRL	Barley	MCH	Mocha
BBM	Bourbon Medium	NTO	Night Owl
BRM	Brighton Medium	PRL	Praline
BUT	Butterscotch	SAF	Saffron
CIN	Cinnamon	SIE	Sienna
CLA	Classic	TOF	Toffee
CLL	Collectors	TRF	Truffle
EAR	Earthy	VEN	Venetian
ESP	Espresso		


Specifications

- 3 1/2" tall solid maple leg.
- Seat has synthetic sheet webbing with cross strap reinforcement, 6" polyurethane foam and fixed cushion.
- Table tops are 1" thick maple veneer.
- Mortise and tenon construction with corner blocks, glue and screws.
- Standard with rubber cushion metal glides.

- ④ See a selection of graded in fabric manufacturers and patterns on pages 20-28 Contact Customer Service for additional fabric options.

Description	① Model	Specifications				List Price Per Grade	
<div>21" Single Seat</div> <div></div>	<div>OL7821U</div> <div>· optional casters, add \$107 list</div> <div></div> <div>GSA Contract SIN #33721</div>	Dimensions	D	W	H	COM	\$1,550
		Overall	29	28 ¼	34 ½	A	\$1,601
		Seat	20	21 ½	18 ¼	B	\$1,709
		Arm			24 ¾	COL/C	\$1,893
		Upholstery		Shipping		D	\$2,129
		COM Ydg	5	Ctn Wt	59	E	\$2,366
		COL Sq Ft	115	Cu Ft	30	F	\$2,614
						G	\$2,971
						H	\$3,348
						I	\$3,941
						J	\$4,651
						L1	\$3,517
						L2	\$4,013

21" Single Seat with Clean Out



OL7821U-CO

- optional casters, add \$107 list
- discrete clean out

GSA Contract SIN #33721

Dimensions	D	W	H
Overall	29	28 ¼	34 ½
Seat	20	21 ½	18 ¼
Arm			24 ¾
Upholstery	Shipping		
COM Ydg	5	Ctn Wt	59
COL Sq Ft	115	Cu Ft	30

COM \$1,642

A \$1,696

B \$1,809

COL/C \$2,003

D \$2,253

E \$2,501

F \$2,770

G \$3,150

H \$3,549

I \$4,178

J \$4,931

L1 \$3,710

L2 \$4,236

**To Order, Specify:**

- ① Model Number
- ② Wood Species - Maple (M)
- ③ Wood Finish
- ④ Fabric Selection - vendor, pattern and color
- ⑤ Optional Casters - add \$107 list
- ⑥ Optional Tablet Arm - add \$596 list; indicate left (TBL) or right (TBR)



Tilt and Stow  
Tablet Arm Illustration  
10"d x 16"w Surface

- ⑦ Optional Rubber Cushion Nylon Glides - no upcharge





**③ Wood Finish/Color Options:**




Maple		FLX	Flax
ALE	Ale Medium	HRV	Harvest
AUB	Auburn	LGC	Legacy
BRL	Barley	MCH	Mocha
BBM	Bourbon Medium	NTO	Night Owl
BRM	Brighton Medium	PRL	Praline
BUT	Butterscotch	SAF	Saffron
CIN	Cinnamon	SIE	Sienna
CLA	Classic	TOF	Toffee
CLL	Collectors	TRF	Truffle
EAR	Earthy	VEN	Venetian
ESP	Espresso		

**Specifications**

- 3 ½" tall solid maple leg.
- Seat has synthetic sheet webbing with cross strap reinforcement, 6" polyurethane foam and fixed cushion.
- Back has 3 ½" polyurethane foam.
- Arms have ½" polyurethane foam.
- Mortise and tenon construction with corner blocks, glue and screws.
- Wood caps are ¾" thick maple veneer.
- Standard with rubber cushion metal glides.

- ④ See a selection of graded in fabric manufacturers and patterns on pages 20-28 Contact Customer Service for additional fabric options.

Description	① Model	Specifications	List Price Per Grade																
21" Single Seat with Wood Cap Arm 	<b>OL7821W</b> · optional casters, add \$107 list · optional tablet arm, add \$596 list; specify TBL-left or TBR-right as seated  GSA Contract SIN #33721	<table><tr><th>Dimensions</th><th>D</th><th>W</th><th>H</th></tr><tr><td>Overall</td><td>29</td><td>28 ¼</td><td>34 ½</td></tr><tr><td>Seat</td><td>20</td><td>21 ½</td><td>18 ¼</td></tr><tr><td>Arm</td><td></td><td></td><td>25 ¼</td></tr></table>	Dimensions	D	W	H	Overall	29	28 ¼	34 ½	Seat	20	21 ½	18 ¼	Arm			25 ¼	COM \$1,710 A \$1,763 B \$1,869 COL/C \$2,053 D \$2,289 E \$2,527 F \$2,774 G \$3,131 H \$3,508 I \$4,102 J \$4,812 L1 \$3,675 L2 \$4,172
		Dimensions	D	W	H														
Overall	29	28 ¼	34 ½																
Seat	20	21 ½	18 ¼																
Arm			25 ¼																
<table><tr><th>Upholstery</th><th>Shipping</th></tr><tr><td>COM Ydg 5</td><td>Ctn Wt 62</td></tr><tr><td>COL Sq Ft 115</td><td>Cu Ft 30</td></tr></table>	Upholstery	Shipping	COM Ydg 5	Ctn Wt 62	COL Sq Ft 115	Cu Ft 30													
Upholstery	Shipping																		
COM Ydg 5	Ctn Wt 62																		
COL Sq Ft 115	Cu Ft 30																		
21" Single Seat with Wood Cap Arm and Clean Out 	<b>OL7821W-CO</b> · optional casters, add \$107 list · optional tablet arm, add \$596 list; specify TBL-left or TBR-right as seated · discrete clean out  GSA Contract SIN #33721	<table><tr><th>Dimensions</th><th>D</th><th>W</th><th>H</th></tr><tr><td>Overall</td><td>29</td><td>28 ¼</td><td>34 ½</td></tr><tr><td>Seat</td><td>20</td><td>21 ½</td><td>18 ¼</td></tr><tr><td>Arm</td><td></td><td></td><td>25 ¼</td></tr></table>	Dimensions	D	W	H	Overall	29	28 ¼	34 ½	Seat	20	21 ½	18 ¼	Arm			25 ¼	COM \$1,802 A \$1,858 B \$1,969 COL/C \$2,163 D \$2,413 E \$2,662 F \$2,930 G \$3,310 H \$3,709 I \$4,339 J \$5,092 L1 \$3,869 L2 \$4,396
		Dimensions	D	W	H														
Overall	29	28 ¼	34 ½																
Seat	20	21 ½	18 ¼																
Arm			25 ¼																
<table><tr><th>Upholstery</th><th>Shipping</th></tr><tr><td>COM Ydg 5</td><td>Ctn Wt 62</td></tr><tr><td>COL Sq Ft 115</td><td>Cu Ft 30</td></tr></table>	Upholstery	Shipping	COM Ydg 5	Ctn Wt 62	COL Sq Ft 115	Cu Ft 30													
Upholstery	Shipping																		
COM Ydg 5	Ctn Wt 62																		
COL Sq Ft 115	Cu Ft 30																		
31" Single Seat 	<b>OL7822U</b>  GSA Contract SIN #33721	<table><tr><th>Dimensions</th><th>D</th><th>W</th><th>H</th></tr><tr><td>Overall</td><td>29</td><td>38</td><td>34 ½</td></tr><tr><td>Seat</td><td>20</td><td>31 ¼</td><td>18 ¼</td></tr><tr><td>Arm</td><td></td><td></td><td>24 ¾</td></tr></table>	Dimensions	D	W	H	Overall	29	38	34 ½	Seat	20	31 ¼	18 ¼	Arm			24 ¾	COM \$1,745 A \$1,821 B \$1,967 COL/C \$2,226 D \$2,557 E \$2,887 F \$3,238 G \$3,734 H \$4,263 I \$5,094 J \$6,088 L1 \$4,497 L2 \$5,193
		Dimensions	D	W	H														
Overall	29	38	34 ½																
Seat	20	31 ¼	18 ¼																
Arm			24 ¾																
<table><tr><th>Upholstery</th><th>Shipping</th></tr><tr><td>COM Ydg 7</td><td>Ctn Wt 71</td></tr><tr><td>COL Sq Ft 161</td><td>Cu Ft 33</td></tr></table>	Upholstery	Shipping	COM Ydg 7	Ctn Wt 71	COL Sq Ft 161	Cu Ft 33													
Upholstery	Shipping																		
COM Ydg 7	Ctn Wt 71																		
COL Sq Ft 161	Cu Ft 33																		
31" Single Seat with Wood Cap Arm 	<b>OL7822W</b>  GSA Contract SIN #33721	<table><tr><th>Dimensions</th><th>D</th><th>W</th><th>H</th></tr><tr><td>Overall</td><td>29</td><td>38</td><td>34 ½</td></tr><tr><td>Seat</td><td>20</td><td>31 ¼</td><td>18 ¼</td></tr><tr><td>Arm</td><td></td><td></td><td>25 ¼</td></tr></table>	Dimensions	D	W	H	Overall	29	38	34 ½	Seat	20	31 ¼	18 ¼	Arm			25 ¼	COM \$1,907 A \$1,982 B \$2,130 COL/C \$2,388 D \$2,718 E \$3,049 F \$3,402 G \$3,897 H \$4,426 I \$5,256 J \$6,250 L1 \$4,660 L2 \$5,355
		Dimensions	D	W	H														
Overall	29	38	34 ½																
Seat	20	31 ¼	18 ¼																
Arm			25 ¼																
<table><tr><th>Upholstery</th><th>Shipping</th></tr><tr><td>COM Ydg 7</td><td>Ctn Wt 74</td></tr><tr><td>COL Sq Ft 161</td><td>Cu Ft 33</td></tr></table>	Upholstery	Shipping	COM Ydg 7	Ctn Wt 74	COL Sq Ft 161	Cu Ft 33													
Upholstery	Shipping																		
COM Ydg 7	Ctn Wt 74																		
COL Sq Ft 161	Cu Ft 33																		

Description	1 Model	Specifications				List Price Per Grade	
<b>31" Single Seat</b> 	<b>OL7822BU</b> • bariatric • meets BIFMA x5.11 large occupant standard (253-400 lb individual) GSA Contract SIN #33721	<b>Dimensions</b>	<b>D</b>	<b>W</b>	<b>H</b>	<b>COM</b>	<b>\$2,305</b>
		Overall	29	38	34 ½	A	\$2,379
		Seat	20	31 ¼	18 ¼	B	\$2,528
		Arm			24 ¾	COL/C	\$2,783
		<b>Upholstery</b>	<b>Shipping</b>			D	\$3,116
		COM Ydg	7	Ctn Wt	77	E	\$3,446
		COL Sq Ft	161	Cu Ft	33	F	\$3,799
						G	\$4,293
						H	\$4,824
						I	\$5,653
<b>31" Single Seat with Wood Cap Arm</b> 	<b>OL7822BW</b> • bariatric • meets BIFMA x5.11 large occupant standard (253-400 lb individual) GSA Contract SIN #33721	<b>Dimensions</b>	<b>D</b>	<b>W</b>	<b>H</b>	<b>COM</b>	<b>\$2,466</b>
		Overall	29	38	34 ½	A	\$2,540
		Seat	20	31 ¼	18 ¼	B	\$2,688
		Arm			25 ½	COL/C	\$2,945
		<b>Upholstery</b>	<b>Shipping</b>			D	\$3,278
		COM Ydg	7	Ctn Wt	80	E	\$3,609
		COL Sq Ft	161	Cu Ft	33	F	\$3,959
						G	\$4,456
						H	\$4,985
						I	\$5,814
<b>42" Single Seat</b> 	<b>OL7823U</b> GSA Contract SIN #33721	<b>Dimensions</b>	<b>D</b>	<b>W</b>	<b>H</b>	<b>COM</b>	<b>\$2,226</b>
		Overall	29	49	34 ½	A	\$2,321
		Seat	20	42 ¼	18 ¼	B	\$2,509
		Arm			24 ¾	COL/C	\$2,841
		<b>Upholstery</b>	<b>Shipping</b>			D	\$3,267
		COM Ydg	9	Ctn Wt	79	E	\$3,693
		COL Sq Ft	207	Cu Ft	46	F	\$4,143
						G	\$4,781
						H	\$5,463
						I	\$6,529

**To Order, Specify:**

- Model Number
- Wood Species - Maple (M)
- Wood Finish
- Fabric Selection - vendor, pattern and color
- Optional Casters - add \$107 list
- Optional Tablet Arm - add \$596 list; indicate left (TBL) or right (TBR)



Tilt and Stow  
Tablet Arm Illustration  
10"d x 16"w Surface

**3 Wood Finish/Color Options:**




Maple		FLX	Flax
ALE	Ale Medium	HRV	Harvest
AUB	Auburn	LGC	Legacy
BRL	Barley	MCH	Mocha
BBM	Bourbon Medium	NTO	Night Owl
BRM	Brighton Medium	PRL	Praline
BUT	Butterscotch	SAF	Saffron
CIN	Cinnamon	SIE	Sienna
CLA	Classic	TOF	Toffee
CLL	Collectors	TRF	Truffle
EAR	Earthy	VEN	Venetian
ESP	Espresso		

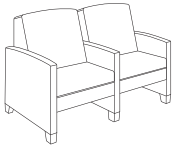
**Specifications**

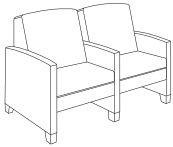
- 3 ½" tall solid maple leg.
- Seat has synthetic sheet webbing with cross strap reinforcement, 6" polyurethane foam and fixed cushion.
- Back has 3 ½" polyurethane foam.
- Arms have ½" polyurethane foam.
- Mortise and tenon construction with corner blocks, glue and screws.
- Wood caps are ¾" thick maple veneer.
- Standard with rubber cushion metal glides.

- Optional Rubber Cushion Nylon Glides - no upcharge

- See a selection of graded in fabric manufacturers and patterns on pages 20-28 Contact Customer Service for additional fabric options.

Description	1 Model	Specifications				List Price Per Grade	
<b>42" Single Seat with Wood Cap Arm</b>  	<b>OL7823W</b>  GSA Contract SIN #33721	<b>Dimensions</b>	<b>D</b>	<b>W</b>	<b>H</b>	<b>COM</b>	<b>\$2,384</b>
		Overall	29	49	34 1/2	A	\$2,480
		Seat	20	42 1/4	18 1/4	B	\$2,670
		Arm			25 1/4	COL/C	\$3,002
		<b>Upholstery</b>	<b>Shipping</b>			D	\$3,427
		COM Ydg	9	Ctn Wt	82	E	\$3,854
		COL Sq Ft	207	Cu Ft	46	F	\$4,305
						G	\$4,943
						H	\$5,623
						I	\$6,689
<b>42" Single Seat</b>  	<b>OL7823BU</b> · bariatric · meets BIFMA x5.11 large occupant standard (253-400 lb individual)  GSA Contract SIN #33721	<b>Dimensions</b>	<b>D</b>	<b>W</b>	<b>H</b>	<b>COM</b>	<b>\$2,798</b>
		Overall	29	49	34 1/2	A	\$2,893
		Seat	20	42 1/4	18 1/4	B	\$3,083
		Arm			24 3/4	COL/C	\$3,415
		<b>Upholstery</b>	<b>Shipping</b>			D	\$3,841
		COM Ydg	9	Ctn Wt	86	E	\$4,266
		COL Sq Ft	207	Cu Ft	46	F	\$4,717
						G	\$5,355
						H	\$6,037
						I	\$7,103
<b>42" Single Seat with Wood Cap Arm</b>  	<b>OL7823BW</b> · bariatric · meets BIFMA x5.11 large occupant standard (253-400 lb individual)  GSA Contract SIN #33721	<b>Dimensions</b>	<b>D</b>	<b>W</b>	<b>H</b>	<b>COM</b>	<b>\$2,960</b>
		Overall	29	49	34 1/2	A	\$3,053
		Seat	20	42 1/4	18 1/4	B	\$3,245
		Arm			25 1/4	COL/C	\$3,577
		<b>Upholstery</b>	<b>Shipping</b>			D	\$4,004
		COM Ydg	9	Ctn Wt	89	E	\$4,428
		COL Sq Ft	207	Cu Ft	46	F	\$4,878
						G	\$5,517
						H	\$6,198
						I	\$7,264

Description	① Model	Specifications				List Price Per Grade	
<b>Two Seat</b>  	<b>OL7832U</b>  GSA Contract SIN #33721	<b>Dimensions</b>	<b>D</b>	<b>W</b>	<b>H</b>	<b>COM</b>	\$2,769
		Overall	29	53 ¼	34 ½	A	\$2,864
		Seat	20	21 ½	18 ¼	B	\$3,052
		Arm			24 ¾	COL/C	\$3,384
		<b>Upholstery</b>		<b>Shipping</b>		D	\$3,811
		COM Ydg	9	Ctn Wt	98	E	\$4,237
		COL Sq Ft	207	Cu Ft	46	F	\$4,688
						G	\$5,325
						H	\$6,008
						I	\$7,073
						J	\$8,351
						L1	\$6,307
						L2	\$7,200

<b>Two Seat with Clean Out</b>  	<b>OL7832U-CO</b> · discrete clean out  GSA Contract SIN #33721	<b>Dimensions</b>	<b>D</b>	<b>W</b>	<b>H</b>	<b>COM</b>	\$2,950
		Overall	29	53 ¼	34 ½	A	\$3,051
		Seat	20	21 ½	18 ¼	B	\$3,252
		Arm			24 ¾	COL/C	\$3,603
		<b>Upholstery</b>		<b>Shipping</b>		D	\$4,056
		COM Ydg	9	Ctn Wt	98	E	\$4,508
		COL Sq Ft	207	Cu Ft	46	F	\$4,999
						G	\$5,680
						H	\$6,408
						I	\$7,545
						J	\$8,909
						L1	\$6,693
						L2	\$7,644

**To Order, Specify:**

- ① Model Number
- ② Wood Species - Maple (M)
- ③ Wood Finish
- ④ Fabric Selection - vendor, pattern and color
- ⑤ Optional Casters - add \$107 list
- ⑥ Optional Tablet Arm - add \$596 list; indicate left (TBL) or right (TBR)



Tilt and Stow  
Tablet Arm Illustration  
10"d x 16"w Surface

- ⑦ Optional Rubber Cushion Nylon Glides - no upcharge

**③ Wood Finish/Color Options:**


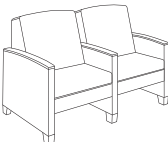
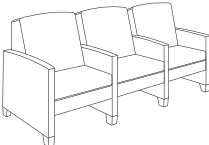

Maple		FLX	Flax
ALE	Ale Medium	HRV	Harvest
AUB	Auburn	LGC	Legacy
BRL	Barley	MCH	Mocha
BBM	Bourbon Medium	NTO	Night Owl
BRM	Brighton Medium	PRL	Praline
BUT	Butterscotch	SAF	Saffron
CIN	Cinnamon	SIE	Sienna
CLA	Classic	TOF	Toffee
CLL	Collectors	TRF	Truffle
EAR	Earthy	VEN	Venetian
ESP	Espresso		

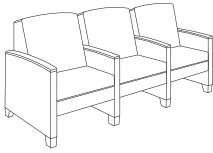
**Specifications**

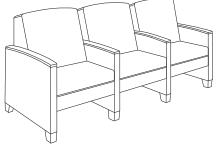
- 3 ½" tall solid maple leg.
- Seat has synthetic sheet webbing with cross strap reinforcement, 6" polyurethane foam and fixed cushion.
- Back has 3 ½" polyurethane foam.
- Arms have ½" polyurethane foam.
- Mortise and tenon construction with corner blocks, glue and screws.
- Wood caps are ¾" thick maple veneer.
- Standard with rubber cushion metal glides.

- ④ See a selection of graded in fabric manufacturers and patterns on pages 20-28 Contact Customer Service for additional fabric options.



Description	① Model	Specifications	List Price Per Grade																												
Two Seat with Wood Cap Arm	OL7832W																														
	GSA Contract SIN #33721	<table><tr><th>Dimensions</th><th>D</th><th>W</th><th>H</th></tr><tr><td>Overall</td><td>29</td><td>53 ¼</td><td>34 ½</td></tr><tr><td>Seat</td><td>20</td><td>21 ½</td><td>18 ¼</td></tr><tr><td>Arm</td><td></td><td></td><td>25 ¼</td></tr><tr><th>Upholstery</th><th colspan="3">Shipping</th></tr><tr><td>COM Ydg</td><td>9</td><td>Ctn Wt</td><td>103</td></tr><tr><td>COL Sq Ft</td><td>207</td><td>Cu Ft</td><td>46</td></tr></table>	Dimensions	D	W	H	Overall	29	53 ¼	34 ½	Seat	20	21 ½	18 ¼	Arm			25 ¼	Upholstery	Shipping			COM Ydg	9	Ctn Wt	103	COL Sq Ft	207	Cu Ft	46	COM \$3,012 A \$3,107 B \$3,296 COL/C \$3,627 D \$4,054 E \$4,480 F \$4,930 G \$5,567 H \$6,250 I \$7,316 J \$8,593 L1 \$6,550 L2 \$7,443
Dimensions	D	W	H																												
Overall	29	53 ¼	34 ½																												
Seat	20	21 ½	18 ¼																												
Arm			25 ¼																												
Upholstery	Shipping																														
COM Ydg	9	Ctn Wt	103																												
COL Sq Ft	207	Cu Ft	46																												
Two Seat with Wood Cap Arm and Clean Out	OL7832W-CO																														
	· discrete clean out GSA Contract SIN #33721	<table><tr><th>Dimensions</th><th>D</th><th>W</th><th>H</th></tr><tr><td>Overall</td><td>29</td><td>53 ¼</td><td>34 ½</td></tr><tr><td>Seat</td><td>20</td><td>21 ½</td><td>18 ¼</td></tr><tr><td>Arm</td><td></td><td></td><td>25 ¼</td></tr><tr><th>Upholstery</th><th colspan="3">Shipping</th></tr><tr><td>COM Ydg</td><td>9</td><td>Ctn Wt</td><td>103</td></tr><tr><td>COL Sq Ft</td><td>207</td><td>Cu Ft</td><td>46</td></tr></table>	Dimensions	D	W	H	Overall	29	53 ¼	34 ½	Seat	20	21 ½	18 ¼	Arm			25 ¼	Upholstery	Shipping			COM Ydg	9	Ctn Wt	103	COL Sq Ft	207	Cu Ft	46	COM \$3,194 A \$3,294 B \$3,496 COL/C \$3,846 D \$4,299 E \$4,751 F \$5,241 G \$5,922 H \$6,650 I \$7,788 J \$9,151 L1 \$6,936 L2 \$7,887
Dimensions	D	W	H																												
Overall	29	53 ¼	34 ½																												
Seat	20	21 ½	18 ¼																												
Arm			25 ¼																												
Upholstery	Shipping																														
COM Ydg	9	Ctn Wt	103																												
COL Sq Ft	207	Cu Ft	46																												
Three Seat	OL7843U																														
	GSA Contract SIN #33721	<table><tr><th>Dimensions</th><th>D</th><th>W</th><th>H</th></tr><tr><td>Overall</td><td>29</td><td>78</td><td>34 ½</td></tr><tr><td>Seat</td><td>20</td><td>21 ½</td><td>18 ¼</td></tr><tr><td>Arm</td><td></td><td></td><td>24 ¾</td></tr><tr><th>Upholstery</th><th colspan="3">Shipping</th></tr><tr><td>COM Ydg</td><td>14</td><td>Ctn Wt</td><td>139</td></tr><tr><td>COL Sq Ft</td><td>322</td><td>Cu Ft</td><td>64</td></tr></table>	Dimensions	D	W	H	Overall	29	78	34 ½	Seat	20	21 ½	18 ¼	Arm			24 ¾	Upholstery	Shipping			COM Ydg	14	Ctn Wt	139	COL Sq Ft	322	Cu Ft	64	COM \$4,032 A \$4,181 B \$4,476 COL/C \$4,992 D \$5,655 E \$6,316 F \$7,016 G \$8,010 H \$9,070 I \$10,729 J \$12,716 L1 \$9,535 L2 \$10,926
Dimensions	D	W	H																												
Overall	29	78	34 ½																												
Seat	20	21 ½	18 ¼																												
Arm			24 ¾																												
Upholstery	Shipping																														
COM Ydg	14	Ctn Wt	139																												
COL Sq Ft	322	Cu Ft	64																												
Three Seat with Clean Out	OL7843U-CO																														
	· discrete clean out GSA Contract SIN #33721	<table><tr><th>Dimensions</th><th>D</th><th>W</th><th>H</th></tr><tr><td>Overall</td><td>29</td><td>78</td><td>34 ½</td></tr><tr><td>Seat</td><td>20</td><td>21 ½</td><td>18 ¼</td></tr><tr><td>Arm</td><td></td><td></td><td>24 ¾</td></tr><tr><th>Upholstery</th><th colspan="3">Shipping</th></tr><tr><td>COM Ydg</td><td>14</td><td>Ctn Wt</td><td>139</td></tr><tr><td>COL Sq Ft</td><td>322</td><td>Cu Ft</td><td>64</td></tr></table>	Dimensions	D	W	H	Overall	29	78	34 ½	Seat	20	21 ½	18 ¼	Arm			24 ¾	Upholstery	Shipping			COM Ydg	14	Ctn Wt	139	COL Sq Ft	322	Cu Ft	64	COM \$4,305 A \$4,462 B \$4,774 COL/C \$5,320 D \$6,022 E \$6,722 F \$7,482 G \$8,541 H \$9,670 I \$11,437 J \$13,552 L1 \$10,113 L2 \$11,591
Dimensions	D	W	H																												
Overall	29	78	34 ½																												
Seat	20	21 ½	18 ¼																												
Arm			24 ¾																												
Upholstery	Shipping																														
COM Ydg	14	Ctn Wt	139																												
COL Sq Ft	322	Cu Ft	64																												

Description	① Model	Specifications				List Price Per Grade
Three Seat with Wood Cap Arm 	<b>OL7843W</b> GSA Contract SIN #33721	<b>Dimensions</b>	<b>D</b>	<b>W</b>	<b>H</b>	COM \$4,354
		Overall	29	78	34 ½	A \$4,502
		Seat	20	21 ½	18 ¼	B \$4,798
		Arm			25 ¼	COL/C \$5,313
		<b>Upholstery</b>		<b>Shipping</b>		D \$5,975
		COM Ydg	14	Ctn Wt	145	E \$6,638
		COL Sq Ft	322	Cu Ft	64	F \$7,339
						G \$8,331
						H \$9,393
						I \$11,050
						J \$13,039
						L1 \$9,858
						L2 \$11,248

Three Seat with Wood Cap Arm and Clean Out 	<b>OL7843W-CO</b> · discrete clean out GSA Contract SIN #33721	<b>Dimensions</b>	<b>D</b>	<b>W</b>	<b>H</b>	COM \$4,627
		Overall	29	78	34 ½	A \$4,782
		Seat	20	21 ½	18 ¼	B \$5,096
		Arm			25 ¼	COL/C \$5,642
		<b>Upholstery</b>		<b>Shipping</b>		D \$6,342
		COM Ydg	14	Ctn Wt	145	E \$7,044
		COL Sq Ft	322	Cu Ft	64	F \$7,805
						G \$8,862
						H \$9,993
						I \$11,758
						J \$13,875
						L1 \$10,436
						L2 \$11,913

**To Order, Specify:**

- ① Model Number  
 ② Wood Species - Maple (M)  
 ③ Wood Finish  
 ④ Fabric Selection - vendor, pattern and color  
 ⑤ Optional Casters - add \$107 list  
 ⑥ Optional Tablet Arm - add \$596 list; indicate left (TBL) or right (TBR)



Tilt and Stow  
Tablet Arm Illustration  
10"d x 16"w Surface

- ⑦ Optional Rubber Cushion Nylon Glides - no upcharge

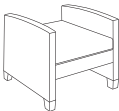
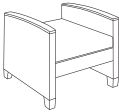
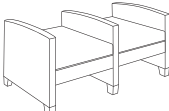
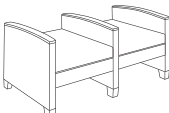
**③ Wood Finish/Color Options:**

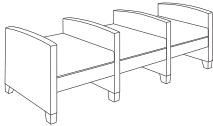
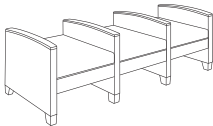
Maple		FLX	Flax
ALE	Ale Medium	HRV	Harvest
AUB	Auburn	LGC	Legacy
BRL	Barley	MCH	Mocha
BBM	Bourbon Medium	NTO	Night Owl
BRM	Brighton Medium	PRL	Praline
BUT	Butterscotch	SAF	Saffron
CIN	Cinnamon	SIE	Sienna
CLA	Classic	TOF	Toffee
CLL	Collectors	TRF	Truffle
EAR	Earthy	VEN	Venetian
ESP	Espresso		

**Specifications**

- 3 ½" tall solid maple leg.
- Seat has synthetic sheet webbing with cross strap reinforcement, 6" polyurethane foam and fixed cushion.
- Back has 3 ½" polyurethane foam.
- Arms have ½" polyurethane foam.
- Mortise and tenon construction with corner blocks, glue and screws.
- Wood caps are ¾" thick maple veneer.
- Standard with rubber cushion metal glides.

- ④ See a selection of graded in fabric manufacturers and patterns on pages 20-28 Contact Customer Service for additional fabric options.

Description	① Model	Specifications	List Price Per Grade																
Single Seat Bench 	<b>OL7891U</b> · optional casters, add \$107 list · optional tablet arm, add \$596 list; specify TBL-left or TBR-right as seated  GSA Contract SIN #33721	<table><tr><th>Dimensions</th><th>D</th><th>W</th><th>H</th></tr><tr><td>Overall</td><td>29</td><td>28 ¼</td><td>24 ¾</td></tr><tr><td>Seat</td><td>29</td><td>21 ½</td><td>18 ¼</td></tr><tr><td>Arm</td><td></td><td></td><td>24 ¾</td></tr></table>	Dimensions	D	W	H	Overall	29	28 ¼	24 ¾	Seat	29	21 ½	18 ¼	Arm			24 ¾	COM \$933 A \$983 B \$1,076 COL/C \$1,241 D \$1,455 E \$1,669 F \$1,894 G \$2,211 H \$2,554 I \$3,086 J \$3,725 L1 \$2,703 L2 \$3,149
		Dimensions	D	W	H														
Overall	29	28 ¼	24 ¾																
Seat	29	21 ½	18 ¼																
Arm			24 ¾																
<table><tr><th>Upholstery</th><th>Shipping</th></tr><tr><td>COM Ydg</td><td>4 ½ Ctn Wt 50</td></tr><tr><td>COL Sq Ft</td><td>104 Cu Ft 20</td></tr></table>	Upholstery	Shipping	COM Ydg	4 ½ Ctn Wt 50	COL Sq Ft	104 Cu Ft 20													
Upholstery	Shipping																		
COM Ydg	4 ½ Ctn Wt 50																		
COL Sq Ft	104 Cu Ft 20																		
Single Seat Bench with Wood Cap Arm 	<b>OL7891W</b> · optional casters, add \$107 list · optional tablet arm, add \$596 list; specify TBL-left or TBR-right as seated  GSA Contract SIN #33721	<table><tr><th>Dimensions</th><th>D</th><th>W</th><th>H</th></tr><tr><td>Overall</td><td>29</td><td>28 ¼</td><td>25 ¼</td></tr><tr><td>Seat</td><td>29</td><td>21 ½</td><td>18 ¼</td></tr><tr><td>Arm</td><td></td><td></td><td>25 ¼</td></tr></table>	Dimensions	D	W	H	Overall	29	28 ¼	25 ¼	Seat	29	21 ½	18 ¼	Arm			25 ¼	COM \$1,094 A \$1,141 B \$1,236 COL/C \$1,403 D \$1,616 E \$1,829 F \$2,054 G \$2,373 H \$2,714 I \$3,247 J \$3,886 L1 \$2,863 L2 \$3,311
		Dimensions	D	W	H														
Overall	29	28 ¼	25 ¼																
Seat	29	21 ½	18 ¼																
Arm			25 ¼																
<table><tr><th>Upholstery</th><th>Shipping</th></tr><tr><td>COM Ydg</td><td>4 ½ Ctn Wt 53</td></tr><tr><td>COL Sq Ft</td><td>104 Cu Ft 20</td></tr></table>	Upholstery	Shipping	COM Ydg	4 ½ Ctn Wt 53	COL Sq Ft	104 Cu Ft 20													
Upholstery	Shipping																		
COM Ydg	4 ½ Ctn Wt 53																		
COL Sq Ft	104 Cu Ft 20																		
Two Seat Bench 	<b>OL7892U</b>  GSA Contract SIN #33721	<table><tr><th>Dimensions</th><th>D</th><th>W</th><th>H</th></tr><tr><td>Overall</td><td>29</td><td>53</td><td>24 ¾</td></tr><tr><td>Seat</td><td>29</td><td>21 ½</td><td>18 ¼</td></tr><tr><td>Arm</td><td></td><td></td><td>24 ¾</td></tr></table>	Dimensions	D	W	H	Overall	29	53	24 ¾	Seat	29	21 ½	18 ¼	Arm			24 ¾	COM \$1,593 A \$1,673 B \$1,830 COL/C \$2,106 D \$2,461 E \$2,816 F \$3,190 G \$3,723 H \$4,292 I \$5,180 J \$6,245 L1 \$4,540 L2 \$5,286
		Dimensions	D	W	H														
Overall	29	53	24 ¾																
Seat	29	21 ½	18 ¼																
Arm			24 ¾																
<table><tr><th>Upholstery</th><th>Shipping</th></tr><tr><td>COM Ydg</td><td>7 ½ Ctn Wt 80</td></tr><tr><td>COL Sq Ft</td><td>173 Cu Ft 35</td></tr></table>	Upholstery	Shipping	COM Ydg	7 ½ Ctn Wt 80	COL Sq Ft	173 Cu Ft 35													
Upholstery	Shipping																		
COM Ydg	7 ½ Ctn Wt 80																		
COL Sq Ft	173 Cu Ft 35																		
Two Seat Bench with Wood Cap Arm 	<b>OL7892W</b>  GSA Contract SIN #33721	<table><tr><th>Dimensions</th><th>D</th><th>W</th><th>H</th></tr><tr><td>Overall</td><td>29</td><td>53</td><td>25 ¼</td></tr><tr><td>Seat</td><td>29</td><td>21 ½</td><td>18 ¼</td></tr><tr><td>Arm</td><td></td><td></td><td>25 ¼</td></tr></table>	Dimensions	D	W	H	Overall	29	53	25 ¼	Seat	29	21 ½	18 ¼	Arm			25 ¼	COM \$1,834 A \$1,915 B \$2,072 COL/C \$2,348 D \$2,703 E \$3,058 F \$3,432 G \$3,964 H \$4,534 I \$5,422 J \$6,487 L1 \$4,781 L2 \$5,528
		Dimensions	D	W	H														
Overall	29	53	25 ¼																
Seat	29	21 ½	18 ¼																
Arm			25 ¼																
<table><tr><th>Upholstery</th><th>Shipping</th></tr><tr><td>COM Ydg</td><td>7 ½ Ctn Wt 83</td></tr><tr><td>COL Sq Ft</td><td>173 Cu Ft 35</td></tr></table>	Upholstery	Shipping	COM Ydg	7 ½ Ctn Wt 83	COL Sq Ft	173 Cu Ft 35													
Upholstery	Shipping																		
COM Ydg	7 ½ Ctn Wt 83																		
COL Sq Ft	173 Cu Ft 35																		

Description	1 Model	Specifications				List Price Per Grade	
<b>Three Seat Bench</b> 	<b>OL7893U</b> GSA Contract SIN #33721	<b>Dimensions</b>	<b>D</b>	<b>W</b>	<b>H</b>	<b>COM</b>	<b>\$2,249</b>
		Overall	29	77 ¾	24 ¾	A	\$2,360
		Seat	29	21 ½	18 ¼	B	\$2,581
		Arm			24 ¾	COL/C	\$2,968
		<b>Upholstery</b>		<b>Shipping</b>		D	\$3,466
		COM Ydg	10 ½	Ctn Wt	110	E	\$3,961
		COL Sq Ft	242	Cu Ft	50	F	\$4,488
						G	\$5,231
						H	\$6,027
						I	\$7,270
<b>Three Seat Bench with Wood Cap Arm</b> 	<b>OL7893W</b> GSA Contract SIN #33721	<b>Dimensions</b>	<b>D</b>	<b>W</b>	<b>H</b>	<b>COM</b>	<b>\$2,573</b>
		Overall	29	77 ¾	25 ¼	A	\$2,684
		Seat	29	21 ½	18 ¼	B	\$2,906
		Arm			25 ¼	COL/C	\$3,292
		<b>Upholstery</b>		<b>Shipping</b>		D	\$3,789
		COM Ydg	10 ½	Ctn Wt	113	E	\$4,286
		COL Sq Ft	242	Cu Ft	50	F	\$4,812
						G	\$5,557
						H	\$6,353
						I	\$7,595

**To Order, Specify:**

- Model Number
- Wood Species - Maple (M)
- Wood Finish
- Fabric Selection - vendor, pattern and color
- Optional Tablet Arm - add \$596 list; indicate left (TBL) or right (TBR)



Tilt and Stow  
Tablet Arm Illustration  
10"d x 16"w Surface

- Optional Rubber Cushion Nylon Glides - no upcharge

**3 Wood Finish/Color Options:**

Maple		FLX	Flax
ALE	Ale Medium	HRV	Harvest
AUB	Auburn	LGC	Legacy
BRL	Barley	MCH	Mocha
BBM	Bourbon Medium	NTD	Night Owl
BRM	Brighton Medium	PRL	Praline
BUT	Butterscotch	SAF	Saffron
CIN	Cinnamon	SIE	Sienna
CLA	Classic	TOF	Toffee
CLL	Collectors	TRF	Truffle
EAR	Earthy	VEN	Venetian
ESP	Espresso		

**Specifications**

- 3 ½" tall solid maple leg.
- Seat has synthetic sheet webbing with cross strap reinforcement, 6" polyurethane foam and fixed cushion.
- Back has 3 ½" polyurethane foam.
- Arms have ½" polyurethane foam.
- Mortise and tenon construction with corner blocks, glue and screws.
- Wood caps are ¾" thick maple veneer.
- Standard with rubber cushion metal glides.

- See a selection of graded in fabric manufacturers and patterns on pages 20-28 Contact Customer Service for additional fabric options.

Description	D	W	H	CTN WT	CU FT	① Model	List Price
Modular End Table 20"	28	20	17	30	4	<b>OL78E2</b>	\$632



· specify metal finish color - Black Sandtex or Stardust Silver

GSA Contract SIN #33721



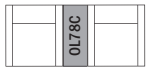
Front

Modular Linking Table 10"	28	10	17	18	4	<b>OL78C</b>	\$632
---------------------------	----	----	----	----	---	--------------	-------



· specify metal finish color - Black Sandtex or Stardust Silver

GSA Contract SIN #33721



Front

Modular Linking Table 20"	28	20	17	27	4	<b>OL78C2</b>	\$632
---------------------------	----	----	----	----	---	---------------	-------



· specify metal finish color - Black Sandtex or Stardust Silver

GSA Contract SIN #33721



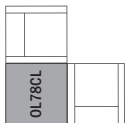
Front

Modular 90° Linking L Table 28"	28	28	17	38	6	<b>OL78CL</b>	\$632
---------------------------------	----	----	----	----	---	---------------	-------



· specify metal finish color - Black Sandtex or Stardust Silver

GSA Contract SIN #33721



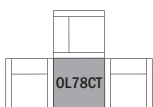
Top View

Modular 90° Linking T Table 28"	28	28	17	38	6	<b>OL78CT</b>	\$632
---------------------------------	----	----	----	----	---	---------------	-------



· specify metal finish color - Black Sandtex or Stardust Silver

GSA Contract SIN #33721



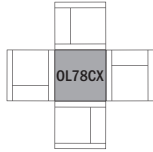
Top View

Description	D	W	H	CTN WT	CU FT	① Model	List Price
Modular 90° Linking X Table 28"	28	28	17	40	6	OL78CX	\$632



- specify metal finish color - Black Sandtex or Stardust Silver

GSA Contract SIN #33721



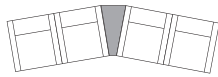
Top View

Modular 22.5° Linking Table	28	14 ¾	17	17	4	OL78C22	\$632
-----------------------------	----	------	----	----	---	---------	-------



- specify metal finish color -Black Sandtex or Stardust Silver
- overall width range is 4 - 14 ¾

GSA Contract SIN #33721



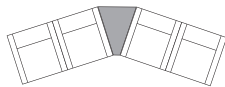
Front

Modular 30° Linking Table	28	18 ¼	17	18	4	OL78C30	\$632
---------------------------	----	------	----	----	---	---------	-------



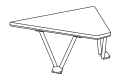
- specify metal finish color - Black Sandtex or Stardust Silver
- overall width range is 4 - 18 ¼

GSA Contract SIN #33721



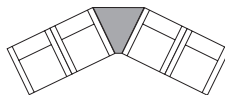
Front

Modular 45° Linking Table	28	25 ½	17	22	6	OL78C45	\$632
---------------------------	----	------	----	----	---	---------	-------



- specify metal finish color - Black Sandtex or Stardust Silver
- overall width range is 4 - 25 ½

GSA Contract SIN #33721



Front

#### To Order, Specify:

- ① Model Number
- ② Wood Species - Maple (M)
- ③ Wood Finish
- ④ Metal Color - Black Sandtex (BSX) or Stardust Silver (STS)

#### ③ Wood Finish/Color Options:

Maple			
ALE	Ale Medium	FLX	Flax
AUB	Auburn	HRV	Harvest
BRL	Barley	LGC	Legacy
BBM	Bourbon Medium	MCH	Mocha
BRM	Brighton Medium	NTO	Night Owl
BUT	Butterscotch	PRL	Praline
CIN	Cinnamon	SAF	Saffron
CLA	Classic	SIE	Sienna
CLL	Collectors	TOF	Toffee
EAR	Earthy	TRF	Truffle
ESP	Espresso	VEN	Venetian

#### Specifications

- 3 ½" tall solid maple leg.
- Table tops are 1" thick maple veneer.

Oxley Bench Order Check List:



Specify:

- ☐ 1. Model Number
- ☐ 2. Fabric Selection - vendor, pattern and color
- ☐ 3. Metal Frame Color - Arctic Silver (ASL), Matte Black (MBK), Pewter (PEW), Soft Nickel (SNK)

Example:

OX2178Q	MOMENTUM	BANGLE	CORK	ASL
(model #)	(fabric vendor)	(pattern name)	(pattern color)	(metal frame color)

1. Model Number
- 
2. Fabric Selection - Please supply the following:
- Fabric vendor
  - Pattern name
  - Pattern color

JSI's full standard and graded in program is available on the standard "P" models.  
[For a complete list of JSI Graded-In Fabric click here.](#)

To ensure the best aesthetical and functional fit, a refined offering of upholsteries is being offered on the Quilted (Q) and Tufted (T) models. Leather NOT offered on Quilted (Q) models. See page 214-215.  
[For a complete list of Oxley Quilted and Tufted Acceptable Graded In Fabrics click here.](#)

- All COM orders must include the following:**
- Vendor's name, pattern name and color
  - Sample of the fabric attached to the order
  - Model numbers of items for fabric application
  - Special application instructions
  - Customer and purchase order number

Ship prepaid COM material to:

JSI  
Attn: COM Dept  
201 East Martin Street  
Receiving B, Dock 71  
Orleans, IN 47452

All COM orders will ship at standard lead time from receipt of COM except for orders requiring special custom matched finishes.

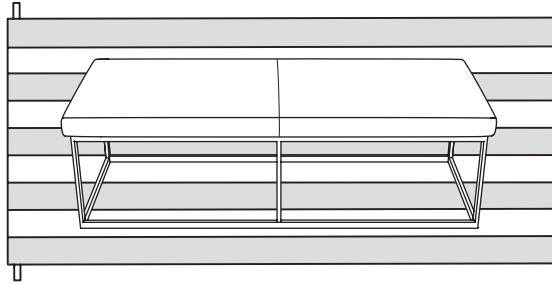
3. Metal Frame Color - specify color:
- |     |               |     |             |
|-----|---------------|-----|-------------|
| ASL | Arctic Silver | PEW | Pewter      |
| MBK | Matte Black   | SNK | Soft Nickel |
- JSI's extended powdercoat program of bright colors is available, upon request, on Oxley. Contact Customer Service for a specific quote based on qty of units.

### Upholstery Application

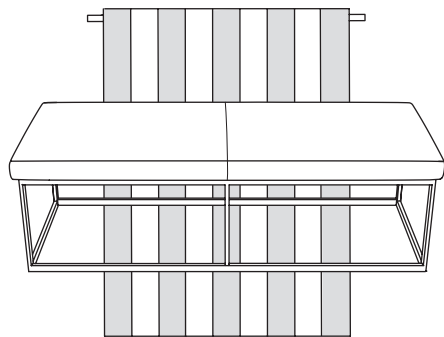
Fabric will be applied differently on the Oxley Benches dependent on style to best accommodate yardage use and aesthetics. Please see below graphics to help understand the different application methods. For **Plain (P)** models, the standard application will be “up the roll”, whereas for **Quilted (Q)** or **Tufted (T)** models, the standard application will be “railroaded”. Customers wanting fabric to be applied differently than stated above can be accommodated upon request. Additional seaming may be needed pending fabric width and textile repeat match, contact Customer Service with questions.

**Leather not offered on Quilted (Q) models.**

“Railroaded”




“Nap” or “Up the Roll”




### Upholstery Detail Selection

Oxley offers three types of upholstery detail: Plain, Quilted, and Tufted.


Plain



Quilted



Tufted



### Metal Frame Construction

The frame is constructed of  $\frac{1}{2}$ " x 1" rectangular fabricated steel. It is powdercoated with your choice of the following colors: Arctic Silver, Matte Black, Pewter, and Soft Nickel.





## Oxley Quilted and Tufted Acceptable Graded In Fabrics

To ensure the best aesthetical and functional fit, a refined offering of fabrics is being offered on the Quilted (Q) and Tufted (T) models of the Oxley series. Grades and availability of fabric are subject to change without notice. Changes could include but are not limited to price increases, discontinued patterns, discontinued colors, etc.

### Arc-Com

Pattern	Grade
Alpha	E
Ambiance	E
Bronco	F
Carnival	F
Chroma	E
Crossroads	F
Dakota	D
Dakota 2	D
Dazzle	H
Delphi	E
Delta	E
Elevado	F
Empress*	D
Fiji	E
Frontier*	D
Glam	E
Glo	F
Great Wall	G
Highlands*	G
Hush	F
Kimono	F
Linea	F
Lore	F
Majorca	G
Marathon	F
Mystique*	F
Omega	E
Plateau	E
Polished	F
Posh*	G
Rodeo	D
Rogue	F
Sahara	F
Santorini	G
Shimmer	E
Shimmer 2	E
Silverado	E
Silverado 2	E
Spectrum	D
Theory	C
Traverse	G
Wanderer	I
Windlass	I
Yoyo	I
Zipline	H

### Designtex

Pattern	Grade
Adler	E
Alcazar	E
Appleseed	F
Arthur	J
Aspect	D
Bark Cloth	F
Bead	H
Billiard Cloth	F
Brushed Flannel	D
Building Blocks	H
Bute Tweed	I
Crosshatch	G
Crossweave	D
Ellipsis	D
Faux Sure	G
Felt 3Mm	J
Forestbound	F
Friendly Faux	G
Gamut	D
Heather	G
Luster	F
Mark	E
Melange	E
Metallo	F
Metta	E
Opulent	E
Pause	F
Pigment	H
Pivot	F
Prime	D
Rothsay	H
Rumeli	E
Silicone Element	G
Sorano	E
Spandau	E
Terra	F
Trove	D

### Maharam

Pattern	Grade
Alloy*	F
Apt	G
Aria	I
Article	E
Bind	I
Candid	E
Canvas by Kvadrat	F
Chasm	F
Chime	E
Clara by Kvadrat	F
Coach Cloth	J
Coda by Kvadrat	I
Coincide	F
Colline by Kvadrat	G
Compound	F
Dapper	F
Divina by Kvadrat	G
Divina MD by Kvadrat	G
Divina Melange by Kvadrat*	G
Emit	E
Exchange	F
Forest Nap by Kvadrat	F
Fracton	H
Hallingdal by Kvadrat	H
Hewn	H
Instill	F
Lariat	E
Ledger	E
Link	H
Manner	C
Medium	D
Melange Tweed	J
Meld	C
Merit	D
Messenger	C
Metric	C
Micro	E
Milestone	D
Mimic	G
Mode	D
Molly by Kvadrat	G
Motley	F
Murmur	C
Nestle	I
Parched Silk	J
Pare	F
Re-Wool by Kvadrat	E
Remix by Kvadrat	F
Salon	I
Sheen	F
Silk Canvas	I
Sort	J
Sudden	F
Teatro	H
Trait	F
Transport	I
Twill Weave by Kvadrat	G
Voyage	I
Waterborn by Kvadrat	J
Wend	D

### Mayer

Pattern	Grade
Abbey	D
Acclaim	D
Antique	D
Bolero	D
Caressa FR	C
Cascade	D
Chaps FR	C
Continuum 10	C
Cosmopolitan	D
Cross Check	B
Dakota	D
Durango	C
Essence	D
Fairy Tales	G
Finale	D
Finesse	C
Florentino	C
Forte	A
Foundation 10	C
Genesis	C
Groundworks	F
Hombre	E
Jekyll & Hyde	C
Jitterbug	D
Kobe	C
Laredo	E
Lavish	D
Links	D
Longhorn	D
Matka	D
Maverick	C
Moonscape	C
Optic 10	C
Outback	C
Palermo	D
Peerless	C
Phoenix	D
Primo	E
Prism 10	C
Quattro	B
Ranchero	B
Samurai	F
Sequel	C
Sequel Plus Nanoguard	D
Shimmer	E
Silverweave	D
Slick	D
Sophisticate	D
Spacer Mesh	C
Splendor	E
Venetian	H
Verona	C
Volante	H
Wool Boucle	G

### Momentum

Pattern	Grade
Ace	B
Agora II	D
Bangle	A
Boom II	C
Bravo II	D
Canter EPU	C
Cover Cloth	C
Faux Felt	D
Faux Mo*	E
Focal	D
Foray	E
Hue	C
Keynote	D
Lina	I
Millennium C-Zero	B
Mix	J
Odyssey C-Zero	B
Origin	A
Rush Hour	H
Silica	F
Silica Andy	J
Silica Etch	F
Silica Leather	F
Skip	C
Solace	C
Tradition C-Zero	B

## Oxley Quilted and Tufted Acceptable Graded In Fabrics (continued)

To ensure the best aesthetical and functional fit, a refined offering of fabrics is being offered on the Quilted (Q) and Tufted (T) models of the Oxley series. **Leather Not offered on Quilted (Q) models.** Grades and availability of fabric are subject to change without notice. Changes could include but are not limited to price increases, discontinued patterns, discontinued colors, etc.

### Stinson

Pattern	Grade
Ace	C
Adagio	E
Apex.Crypton Revl	E
Arioso	F
Atlas	C
Bespoke	E
Bistro	C
Blip	C
Cassidy	C
Chroma	E
Cielo	H
Citadel	C
Clean Slate	D
Core*	C
Dakota	D
English Pub	C
Essential	B
Expressions	C
Laredo	C
Mesa	H
Moccasin	C
Modena	F
Montage	E
Montana*	C
Moxie	F
Nishiki	C
Pivot	C
Rainier	C
Rally*	B
Rialto	C
Rogue II	C
Scout	C
Sentry - HC	C
Silverado w/Agion	G
Sleek	D
Smoothie	C
Splash	F
Sprint	C
Squire	E
Staple	C
Tender	H
Tidbit	F
Tribeca	C
Tweed	F
Verdure - Envi	F
Volterra-HC	H
Wyatt	E

### Ultrafabrics

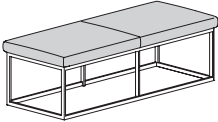
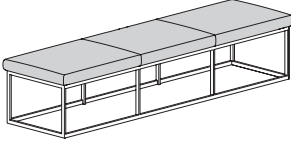
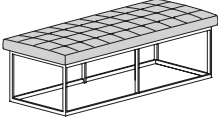
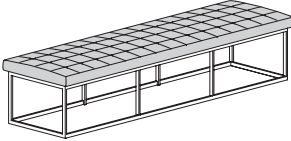
Pattern	Grade
Brisa	E
Brisa Distressed	E
Brisa Fresco	E
Brisa Mokume	E
Ultraleather	E
Ultraleather Fusion	E
Ultraleather Fusion	E
Shimmer	E
Ultraleather Linen	E
Ultraleather Pearlized	E
Ultraleather Pony	E
Ultraleather Pro	E
Ultraleather Promessa	E
Ultratech Cove	G
Ultratech Dwell	E
Ultratech Eco Tech	E

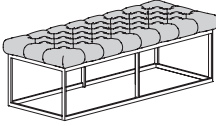
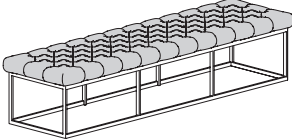
### Wollsdorf

Pattern	Grade
FOC Earth*	L2
Tufted Models Only	

\*Pattern is not available on all JSI products. Check with Customer Service for availability.

\*Leather **NOT** offered on Quilted (Q) models.

Description	① Model	Specifications	List Price Per Grade																								
<b>Single Seat Bench</b> 	<b>OX2152P</b> · upholstered seat · metal frame GSA Contract SIN #33721	<table> <tr> <th>Dimensions</th><th>D</th><th>W</th><th>H</th></tr> <tr> <td>Overall</td><td>20 ¾</td><td>52 ½</td><td>17</td></tr> <tr> <td>Seat</td><td>20 ¾</td><td>52 ½</td><td>17</td></tr> <tr> <th>Upholstery</th><th colspan="3">Shipping</th></tr> <tr> <td>COM Ydg</td><td>2 ¼</td><td>Ctn Wt</td><td>47</td></tr> <tr> <td>COL Sq Ft</td><td>54</td><td>Cu Ft</td><td>14</td></tr> </table>	Dimensions	D	W	H	Overall	20 ¾	52 ½	17	Seat	20 ¾	52 ½	17	Upholstery	Shipping			COM Ydg	2 ¼	Ctn Wt	47	COL Sq Ft	54	Cu Ft	14	COM \$1,667 A \$1,691 B \$1,738 COL/C \$1,820 D \$1,927 E \$2,031 F \$2,196 G \$2,372 H \$2,561 I \$2,854 J \$3,207 L1 \$2,689 L2 \$2,971
Dimensions	D	W	H																								
Overall	20 ¾	52 ½	17																								
Seat	20 ¾	52 ½	17																								
Upholstery	Shipping																										
COM Ydg	2 ¼	Ctn Wt	47																								
COL Sq Ft	54	Cu Ft	14																								
<b>Double Seat Bench</b> 	<b>OX2178P</b> · upholstered seat · metal frame GSA Contract SIN #33721	<table> <tr> <th>Dimensions</th><th>D</th><th>W</th><th>H</th></tr> <tr> <td>Overall</td><td>20 ¾</td><td>78 ½</td><td>17</td></tr> <tr> <td>Seat</td><td>20 ¾</td><td>78 ½</td><td>17</td></tr> <tr> <th>Upholstery</th><th colspan="3">Shipping</th></tr> <tr> <td>COM Ydg</td><td>3 ¼</td><td>Ctn Wt</td><td>68</td></tr> <tr> <td>COL Sq Ft</td><td>78</td><td>Cu Ft</td><td>21</td></tr> </table>	Dimensions	D	W	H	Overall	20 ¾	78 ½	17	Seat	20 ¾	78 ½	17	Upholstery	Shipping			COM Ydg	3 ¼	Ctn Wt	68	COL Sq Ft	78	Cu Ft	21	COM \$1,953 A \$1,987 B \$2,054 COL/C \$2,173 D \$2,326 E \$2,479 F \$2,716 G \$2,970 H \$3,243 I \$3,667 J \$4,176 L1 \$3,429 L2 \$3,837
Dimensions	D	W	H																								
Overall	20 ¾	78 ½	17																								
Seat	20 ¾	78 ½	17																								
Upholstery	Shipping																										
COM Ydg	3 ¼	Ctn Wt	68																								
COL Sq Ft	78	Cu Ft	21																								
<b>Single Seat Quilted Bench</b> 	<b>OX2152Q</b> · quilted seat · refined upholstery selection · metal frame · leather NOT available GSA Contract SIN #33721	<table> <tr> <th>Dimensions</th><th>D</th><th>W</th><th>H</th></tr> <tr> <td>Overall</td><td>20 ¾</td><td>52 ½</td><td>17</td></tr> <tr> <td>Seat</td><td>20 ¾</td><td>52 ½</td><td>17</td></tr> <tr> <th>Upholstery</th><th colspan="3">Shipping</th></tr> <tr> <td>COM Ydg</td><td>2 ¼</td><td>Ctn Wt</td><td>47</td></tr> <tr> <td></td><td></td><td>Cu Ft</td><td>14</td></tr> </table>	Dimensions	D	W	H	Overall	20 ¾	52 ½	17	Seat	20 ¾	52 ½	17	Upholstery	Shipping			COM Ydg	2 ¼	Ctn Wt	47			Cu Ft	14	COM \$1,823 A \$1,847 B \$1,895 C \$1,976 D \$2,082 E \$2,187 F \$2,353 G \$2,529 H \$2,716 I \$3,010 J \$3,363
Dimensions	D	W	H																								
Overall	20 ¾	52 ½	17																								
Seat	20 ¾	52 ½	17																								
Upholstery	Shipping																										
COM Ydg	2 ¼	Ctn Wt	47																								
		Cu Ft	14																								
<b>Double Seat Quilted Bench</b> 	<b>OX2178Q</b> · quilted seat · refined upholstery selection · metal frame · leather NOT available GSA Contract SIN #33721	<table> <tr> <th>Dimensions</th><th>D</th><th>W</th><th>H</th></tr> <tr> <td>Overall</td><td>20 ¾</td><td>78 ½</td><td>17</td></tr> <tr> <td>Seat</td><td>20 ¾</td><td>78 ½</td><td>17</td></tr> <tr> <th>Upholstery</th><th colspan="3">Shipping</th></tr> <tr> <td>COM Ydg</td><td>3 ½</td><td>Ctn Wt</td><td>68</td></tr> <tr> <td></td><td></td><td>Cu Ft</td><td>21</td></tr> </table>	Dimensions	D	W	H	Overall	20 ¾	78 ½	17	Seat	20 ¾	78 ½	17	Upholstery	Shipping			COM Ydg	3 ½	Ctn Wt	68			Cu Ft	21	COM \$2,171 A \$2,209 B \$2,282 C \$2,410 D \$2,573 E \$2,739 F \$2,994 G \$3,269 H \$3,561 I \$4,018 J \$4,566
Dimensions	D	W	H																								
Overall	20 ¾	78 ½	17																								
Seat	20 ¾	78 ½	17																								
Upholstery	Shipping																										
COM Ydg	3 ½	Ctn Wt	68																								
		Cu Ft	21																								

Description	① Model	Specifications	List Price Per Grade
<b>Single Seat Tufted Bench</b> 	<b>OX2152T</b> • fold tufted seat • refined upholstery selection • metal frame  GSA Contract SIN #33721	<b>Dimensions</b>	COM \$2,182
		Overall 21 ½ 53 ¾ 17 ¾	A \$2,222
		Seat 21 ½ 53 ¾ 17 ¾	B \$2,300
		<b>Upholstery</b>	COL/C \$2,437
		<b>Shipping</b>	D \$2,613
		COM Ydg 3 ¾ Ctn Wt 47	E \$2,789
		COL Sq Ft 98 Cu Ft 14	F \$3,064
			G \$3,357
			H \$3,670
			I \$4,160
<b>Double Seat Tufted Bench</b> 	<b>OX2178T</b> • fold tufted seat • refined upholstery selection • metal frame  GSA Contract SIN #33721	<b>Dimensions</b>	COM \$2,641
		Overall 21 ½ 79 ¾ 17 ¾	A \$2,694
		Seat 21 ½ 89 ¾ 17 ¾	B \$2,797
		<b>Upholstery</b>	COL/C \$2,982
		<b>Shipping</b>	D \$3,216
		COM Ydg 5 Ctn Wt 68	E \$3,451
		COL Sq Ft 130 Cu Ft 21	F \$3,817
			G \$4,209
			H \$4,626
			I \$5,278
			J \$6,062
			L1 \$4,913
			L2 \$5,540

**To Order, Specify:**

- ① Model Number
- ② Fabric Selection - vendor, pattern and color
- ③ Metal Frame Color:
 

ASL Arctic Silver	PEW Pewter
MBK Matte Black	SNK Soft Nickel

- ② See a selection of graded in fabric manufacturers and patterns on pages 20-28. See fabric requirements specific to Oxley on pages 214- 215. Contact Customer Service for additional fabric options.

**Specifications**

- Vented plywood seat board.
- Seat has high density high resilience polyurethane foam.
- Powdercoated fabricated steel frame.
- Standard with nylon glides.

Pillows Order Check List:



Specify:

- ☐ 1. Model Number
- ☐ 2. Fabric Selection - vendor, pattern and color
- ☐ 3. Optional Contrasting Welt or Button; add \$22 list
- ☐ 4. Optional Single Color Contrasting Welt and Button; add \$34 list

Example:

PW1414PW	MAHARAM	MESSENGER	PERIDOT	
(model #)	(fabric vendor)	(pattern)	(color)	

1. Model Number

2. Fabric Selection - Please supply the following:  
Fabric vendor    Pattern name    Pattern color

[For a complete list of JSI Graded-In Fabric suggested for Pillows, click here](#)




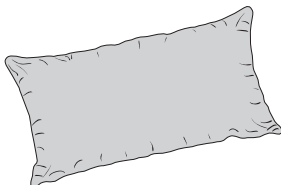
- All COM orders must include the following:
- Vendor's name, pattern name and color
  - Sample of the fabric attached to the order
  - Model numbers of items for fabric application
  - Special application instructions (e.g., all stripes will be applied front to back unless specified otherwise)
  - Customer and purchase order number

Ship prepaid COM material to:  
JSI  
Attn: COM Dept  
201 East Martin Street  
Receiving B, Dock 71  
Orleans, IN 47452

All COM orders will ship at standard lead time from receipt of COM except for orders requiring special custom matched finishes.

3. Optional Contrasting Welt or Button -  
Maharam's Mode pattern is suggested. COM can also be selected. Please supply the following:  
Fabric vendor    Pattern name    Pattern color

4. Optional Single Color Contrasting Welt and Button -  
Maharam's Mode pattern is suggested. COM can also be selected. Please supply the following:  
Fabric vendor    Pattern name    Pattern color

Description	① Model	Specifications	List Price Per Grade																				
<div>Pillow</div> <div></div>	<div>PW1414P</div> <div>• directional fabric is applied random and may not match from pillow to pillow</div> <div>GSA Contract SIN #33721</div>	<table><tr><th>Dimensions</th><th>D</th><th>W</th><th>H</th></tr><tr><td>Overall</td><td>14</td><td>14</td><td>5</td></tr><tr><th>Upholstery</th><th colspan="3">Shipping</th></tr><tr><td>COM Ydg</td><td>½</td><td>Ctn Wt</td><td>3</td></tr><tr><td></td><td></td><td>Cu Ft</td><td>2</td></tr></table>	Dimensions	D	W	H	Overall	14	14	5	Upholstery	Shipping			COM Ydg	½	Ctn Wt	3			Cu Ft	2	<div>COM \$161</div> <div>A \$166</div> <div>B \$176</div> <div>C \$195</div> <div>D \$217</div> <div>E \$240</div> <div>F \$275</div> <div>G \$315</div> <div>H \$355</div> <div>I \$420</div> <div>J \$496</div>
Dimensions	D	W	H																				
Overall	14	14	5																				
Upholstery	Shipping																						
COM Ydg	½	Ctn Wt	3																				
		Cu Ft	2																				
<div>Pillow</div> <div></div>	<div>PW1616P</div> <div>• directional fabric is applied random and may not match from pillow to pillow</div> <div>GSA Contract SIN #33721</div>	<table><tr><th>Dimensions</th><th>D</th><th>W</th><th>H</th></tr><tr><td>Overall</td><td>16</td><td>16</td><td>5</td></tr><tr><th>Upholstery</th><th colspan="3">Shipping</th></tr><tr><td>COM Ydg</td><td>½</td><td>Ctn Wt</td><td>3</td></tr><tr><td></td><td></td><td>Cu Ft</td><td>2</td></tr></table>	Dimensions	D	W	H	Overall	16	16	5	Upholstery	Shipping			COM Ydg	½	Ctn Wt	3			Cu Ft	2	<div>COM \$176</div> <div>A \$183</div> <div>B \$199</div> <div>C \$226</div> <div>D \$260</div> <div>E \$294</div> <div>F \$349</div> <div>G \$406</div> <div>H \$468</div> <div>I \$564</div> <div>J \$679</div>
Dimensions	D	W	H																				
Overall	16	16	5																				
Upholstery	Shipping																						
COM Ydg	½	Ctn Wt	3																				
		Cu Ft	2																				
<div>Pillow</div> <div></div>	<div>PW1818P</div> <div>• directional fabric is applied random and may not match from pillow to pillow</div> <div>GSA Contract SIN #33721</div>	<table><tr><th>Dimensions</th><th>D</th><th>W</th><th>H</th></tr><tr><td>Overall</td><td>18</td><td>18</td><td>5</td></tr><tr><th>Upholstery</th><th colspan="3">Shipping</th></tr><tr><td>COM Ydg</td><td>¾</td><td>Ctn Wt</td><td>3</td></tr><tr><td></td><td></td><td>Cu Ft</td><td>2</td></tr></table>	Dimensions	D	W	H	Overall	18	18	5	Upholstery	Shipping			COM Ydg	¾	Ctn Wt	3			Cu Ft	2	<div>COM \$180</div> <div>A \$189</div> <div>B \$204</div> <div>C \$231</div> <div>D \$265</div> <div>E \$299</div> <div>F \$354</div> <div>G \$411</div> <div>H \$473</div> <div>I \$569</div> <div>J \$684</div>
Dimensions	D	W	H																				
Overall	18	18	5																				
Upholstery	Shipping																						
COM Ydg	¾	Ctn Wt	3																				
		Cu Ft	2																				
<div>Pillow</div> <div></div>	<div>PW1221P</div> <div>• directional fabric is applied random and may not match from pillow to pillow</div> <div>GSA Contract SIN #33721</div>	<table><tr><th>Dimensions</th><th>D</th><th>W</th><th>H</th></tr><tr><td>Overall</td><td>12</td><td>21</td><td>5</td></tr><tr><th>Upholstery</th><th colspan="3">Shipping</th></tr><tr><td>COM Ydg</td><td>½</td><td>Ctn Wt</td><td>3</td></tr><tr><td></td><td></td><td>Cu Ft</td><td>2</td></tr></table>	Dimensions	D	W	H	Overall	12	21	5	Upholstery	Shipping			COM Ydg	½	Ctn Wt	3			Cu Ft	2	<div>COM \$164</div> <div>A \$170</div> <div>B \$179</div> <div>C \$198</div> <div>D \$220</div> <div>E \$243</div> <div>F \$280</div> <div>G \$318</div> <div>H \$358</div> <div>I \$423</div> <div>J \$501</div>
Dimensions	D	W	H																				
Overall	12	21	5																				
Upholstery	Shipping																						
COM Ydg	½	Ctn Wt	3																				
		Cu Ft	2																				

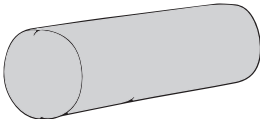



### To Order, Specify:

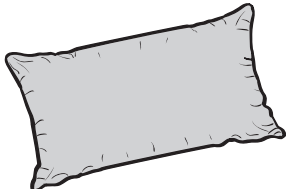
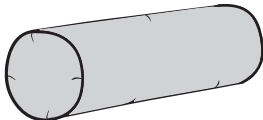
- 1 Model Number
- 2 Fabric Selection - vendor, pattern and color
- 3 Optional Single Color Contrasting Welt and Button, specify and add \$34 list for contrasting Maharam Mode or COM.

2 See a selection of graded in Maharam patterns on page 23. Contact Customer Service for additional fabric options

### Specifications

- Pillows have Dacron fiber filled insert.
- Bolster has high resilience polyurethane foam insert.
- Hidden zipper allows for easy cleanability.
- Directional and pattern fabrics are applied random and may not match from pillow to pillow.

Description	1 Model	Specifications	List Price Per Grade																				
<div>Bolster</div> <div></div>	<div>PW0618B</div> <div><ul style="list-style-type: none"><li>directional fabric is applied random and may not match from pillow to pillow</li></ul></div> <div>GSA Contract SIN #33721</div>	<table><tr><th>Dimensions</th><th>D</th><th>W</th><th>H</th></tr><tr><td>Overall</td><td>6</td><td>18</td><td>6</td></tr><tr><th>Upholstery</th><th colspan="3">Shipping</th></tr><tr><td>COM Ydg</td><td>¾</td><td>Ctn Wt</td><td>3 ½</td></tr><tr><td></td><td></td><td>Cu Ft</td><td>2</td></tr></table>	Dimensions	D	W	H	Overall	6	18	6	Upholstery	Shipping			COM Ydg	¾	Ctn Wt	3 ½			Cu Ft	2	<div>COM \$200</div> <div>A \$208</div> <div>B \$224</div> <div>C \$251</div> <div>D \$285</div> <div>E \$319</div> <div>F \$373</div> <div>G \$430</div> <div>H \$491</div> <div>I \$589</div> <div>J \$703</div>
Dimensions	D	W	H																				
Overall	6	18	6																				
Upholstery	Shipping																						
COM Ydg	¾	Ctn Wt	3 ½																				
		Cu Ft	2																				
<div>Pillow with Welt</div> <div></div>	<div>PW1414PW</div> <div><ul style="list-style-type: none"><li>directional fabric is applied random and may not match from pillow to pillow</li><li>optional contrasting welt add \$22 list for contrasting Maharam Mode or COM</li></ul></div> <div>GSA Contract SIN #33721</div>	<table><tr><th>Dimensions</th><th>D</th><th>W</th><th>H</th></tr><tr><td>Overall</td><td>14</td><td>14</td><td>5</td></tr><tr><th>Upholstery</th><th colspan="3">Shipping</th></tr><tr><td>COM Ydg</td><td>¾</td><td>Ctn Wt</td><td>3</td></tr><tr><td></td><td></td><td>Cu Ft</td><td>2</td></tr></table>	Dimensions	D	W	H	Overall	14	14	5	Upholstery	Shipping			COM Ydg	¾	Ctn Wt	3			Cu Ft	2	<div>COM \$208</div> <div>A \$212</div> <div>B \$224</div> <div>C \$241</div> <div>D \$264</div> <div>E \$288</div> <div>F \$323</div> <div>G \$362</div> <div>H \$403</div> <div>I \$467</div> <div>J \$543</div>
Dimensions	D	W	H																				
Overall	14	14	5																				
Upholstery	Shipping																						
COM Ydg	¾	Ctn Wt	3																				
		Cu Ft	2																				
<div>Pillow with Welt</div> <div></div>	<div>PW1616PW</div> <div><ul style="list-style-type: none"><li>directional fabric is applied random and may not match from pillow to pillow</li><li>optional contrasting welt add \$22 list for contrasting Maharam Mode or COM</li></ul></div> <div>GSA Contract SIN #33721</div>	<table><tr><th>Dimensions</th><th>D</th><th>W</th><th>H</th></tr><tr><td>Overall</td><td>16</td><td>16</td><td>5</td></tr><tr><th>Upholstery</th><th colspan="3">Shipping</th></tr><tr><td>COM Ydg</td><td>¾</td><td>Ctn Wt</td><td>3</td></tr><tr><td></td><td></td><td>Cu Ft</td><td>2</td></tr></table>	Dimensions	D	W	H	Overall	16	16	5	Upholstery	Shipping			COM Ydg	¾	Ctn Wt	3			Cu Ft	2	<div>COM \$223</div> <div>A \$231</div> <div>B \$245</div> <div>C \$272</div> <div>D \$307</div> <div>E \$342</div> <div>F \$396</div> <div>G \$453</div> <div>H \$514</div> <div>I \$611</div> <div>J \$726</div>
Dimensions	D	W	H																				
Overall	16	16	5																				
Upholstery	Shipping																						
COM Ydg	¾	Ctn Wt	3																				
		Cu Ft	2																				
<div>Pillow with Welt</div> <div></div>	<div>PW1818PW</div> <div><ul style="list-style-type: none"><li>directional fabric is applied random and may not match from pillow to pillow</li><li>optional contrasting welt add \$22 list for contrasting Maharam Mode or COM</li></ul></div> <div>GSA Contract SIN #33721</div>	<table><tr><th>Dimensions</th><th>D</th><th>W</th><th>H</th></tr><tr><td>Overall</td><td>18</td><td>18</td><td>5</td></tr><tr><th>Upholstery</th><th colspan="3">Shipping</th></tr><tr><td>COM Ydg</td><td>1</td><td>Ctn Wt</td><td>3</td></tr><tr><td></td><td></td><td>Cu Ft</td><td>2</td></tr></table>	Dimensions	D	W	H	Overall	18	18	5	Upholstery	Shipping			COM Ydg	1	Ctn Wt	3			Cu Ft	2	<div>COM \$228</div> <div>A \$236</div> <div>B \$252</div> <div>C \$279</div> <div>D \$313</div> <div>E \$347</div> <div>F \$401</div> <div>G \$458</div> <div>H \$519</div> <div>I \$617</div> <div>J \$731</div>
Dimensions	D	W	H																				
Overall	18	18	5																				
Upholstery	Shipping																						
COM Ydg	1	Ctn Wt	3																				
		Cu Ft	2																				

Description	① Model	Specifications	List Price Per Grade																				
<b>Pillow with Welt</b> 	<b>PW1221PW</b> <ul style="list-style-type: none"><li>directional fabric is applied random and may not match from pillow to pillow</li><li>optional contrasting welt add \$22 list for contrasting Maharam Mode or COM</li></ul> <hr/> <b>GSA Contract SIN #33721</b>	<table><tr><th>Dimensions</th><th>D</th><th>W</th><th>H</th></tr><tr><td>Overall</td><td>12</td><td>21</td><td>5</td></tr><tr><th>Upholstery</th><th colspan="3">Shipping</th></tr><tr><td>COM Ydg</td><td>¾</td><td>Ctn Wt</td><td>3</td></tr><tr><td></td><td></td><td>Cu Ft</td><td>2</td></tr></table>	Dimensions	D	W	H	Overall	12	21	5	Upholstery	Shipping			COM Ydg	¾	Ctn Wt	3			Cu Ft	2	<b>COM \$211</b> <b>A \$217</b> <b>B \$227</b> <b>C \$244</b> <b>D \$267</b> <b>E \$291</b> <b>F \$326</b> <b>G \$365</b> <b>H \$406</b> <b>I \$470</b> <b>J \$546</b>
Dimensions	D	W	H																				
Overall	12	21	5																				
Upholstery	Shipping																						
COM Ydg	¾	Ctn Wt	3																				
		Cu Ft	2																				
<b>Bolster with Welt</b> 	<b>PW0618BW</b> <ul style="list-style-type: none"><li>directional fabric is applied random and may not match from pillow to pillow</li><li>optional contrasting welt add \$22 list for contrasting Maharam Mode or COM</li></ul> <hr/> <b>GSA Contract SIN #33721</b>	<table><tr><th>Dimensions</th><th>D</th><th>W</th><th>H</th></tr><tr><td>Overall</td><td>6</td><td>18</td><td>6</td></tr><tr><th>Upholstery</th><th colspan="3">Shipping</th></tr><tr><td>COM Ydg</td><td>1</td><td>Ctn Wt</td><td>3 ½</td></tr><tr><td></td><td></td><td>Cu Ft</td><td>2</td></tr></table>	Dimensions	D	W	H	Overall	6	18	6	Upholstery	Shipping			COM Ydg	1	Ctn Wt	3 ½			Cu Ft	2	<b>COM \$247</b> <b>A \$255</b> <b>B \$270</b> <b>C \$297</b> <b>D \$331</b> <b>E \$366</b> <b>F \$420</b> <b>G \$478</b> <b>H \$539</b> <b>I \$635</b> <b>J \$751</b>
Dimensions	D	W	H																				
Overall	6	18	6																				
Upholstery	Shipping																						
COM Ydg	1	Ctn Wt	3 ½																				
		Cu Ft	2																				

### To Order, Specify:





- 1 Model Number
- 2 Fabric Selection - vendor, pattern and color
- 3 Optional Single Color Contrasting Welt and Button, specify and add \$34 list for contrasting Maharam Mode or COM.




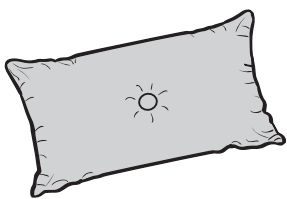
- 2 See a selection of graded in Maharam patterns on page 23. Contact Customer Service for additional fabric options

### Specifications

- Pillows have Dacron fiber filled insert.
- Bolster has high resilience polyurethane foam insert.
- Hidden zipper allows for easy cleanability.
- Directional and pattern fabrics are applied random and may not match from pillow to pillow.



Description	1 Model	Specifications	List Price Per Grade																				
<div>Pillow with Button</div> <div></div>	<div>PW1414PB</div> <div><ul style="list-style-type: none"><li>directional fabric is applied random and may not match from pillow to pillow</li><li>optional contrasting button add \$22 list for contrasting Maharam Mode or COM</li></ul></div> <div>GSA Contract SIN #33721</div>	<table><tr><th>Dimensions</th><th>D</th><th>W</th><th>H</th></tr><tr><td>Overall</td><td>14</td><td>14</td><td>5</td></tr><tr><th colspan="2">Upholstery</th><th colspan="2">Shipping</th></tr><tr><td>COM Ydg</td><td>½</td><td>Ctn Wt</td><td>3</td></tr><tr><td></td><td></td><td>Cu Ft</td><td>2</td></tr></table>	Dimensions	D	W	H	Overall	14	14	5	Upholstery		Shipping		COM Ydg	½	Ctn Wt	3			Cu Ft	2	<div>COM \$187</div> <div>A \$192</div> <div>B \$202</div> <div>C \$220</div> <div>D \$243</div> <div>E \$266</div> <div>F \$302</div> <div>G \$341</div> <div>H \$382</div> <div>I \$446</div> <div>J \$523</div>
Dimensions	D	W	H																				
Overall	14	14	5																				
Upholstery		Shipping																					
COM Ydg	½	Ctn Wt	3																				
		Cu Ft	2																				
<div>Pillow with Button</div> <div></div>	<div>PW1616PB</div> <div><ul style="list-style-type: none"><li>directional fabric is applied random and may not match from pillow to pillow</li><li>optional contrasting button add \$22 list for contrasting Maharam Mode or COM</li></ul></div> <div>GSA Contract SIN #33721</div>	<table><tr><th>Dimensions</th><th>D</th><th>W</th><th>H</th></tr><tr><td>Overall</td><td>16</td><td>16</td><td>5</td></tr><tr><th colspan="2">Upholstery</th><th colspan="2">Shipping</th></tr><tr><td>COM Ydg</td><td>¾</td><td>Ctn Wt</td><td>3</td></tr><tr><td></td><td></td><td>Cu Ft</td><td>2</td></tr></table>	Dimensions	D	W	H	Overall	16	16	5	Upholstery		Shipping		COM Ydg	¾	Ctn Wt	3			Cu Ft	2	<div>COM \$202</div> <div>A \$209</div> <div>B \$225</div> <div>C \$253</div> <div>D \$287</div> <div>E \$321</div> <div>F \$375</div> <div>G \$433</div> <div>H \$494</div> <div>I \$590</div> <div>J \$705</div>
Dimensions	D	W	H																				
Overall	16	16	5																				
Upholstery		Shipping																					
COM Ydg	¾	Ctn Wt	3																				
		Cu Ft	2																				
<div>Pillow with Button</div> <div></div>	<div>PW1818PB</div> <div><ul style="list-style-type: none"><li>directional fabric is applied random and may not match from pillow to pillow</li><li>optional contrasting button add \$22 list for contrasting Maharam Mode or COM</li></ul></div> <div>GSA Contract SIN #33721</div>	<table><tr><th>Dimensions</th><th>D</th><th>W</th><th>H</th></tr><tr><td>Overall</td><td>18</td><td>18</td><td>5</td></tr><tr><th colspan="2">Upholstery</th><th colspan="2">Shipping</th></tr><tr><td>COM Ydg</td><td>¾</td><td>Ctn Wt</td><td>3</td></tr><tr><td></td><td></td><td>Cu Ft</td><td>2</td></tr></table>	Dimensions	D	W	H	Overall	18	18	5	Upholstery		Shipping		COM Ydg	¾	Ctn Wt	3			Cu Ft	2	<div>COM \$207</div> <div>A \$214</div> <div>B \$230</div> <div>C \$257</div> <div>D \$292</div> <div>E \$326</div> <div>F \$380</div> <div>G \$438</div> <div>H \$500</div> <div>I \$595</div> <div>J \$711</div>
Dimensions	D	W	H																				
Overall	18	18	5																				
Upholstery		Shipping																					
COM Ydg	¾	Ctn Wt	3																				
		Cu Ft	2																				
<div>Pillow with Button</div> <div></div>	<div>PW1221PB</div> <div><ul style="list-style-type: none"><li>directional fabric is applied random and may not match from pillow to pillow</li><li>optional contrasting button add \$22 list for contrasting Maharam Mode or COM</li></ul></div> <div>GSA Contract SIN #33721</div>	<table><tr><th>Dimensions</th><th>D</th><th>W</th><th>H</th></tr><tr><td>Overall</td><td>12</td><td>21</td><td>5</td></tr><tr><th colspan="2">Upholstery</th><th colspan="2">Shipping</th></tr><tr><td>COM Ydg</td><td>½</td><td>Ctn Wt</td><td>3</td></tr><tr><td></td><td></td><td>Cu Ft</td><td>2</td></tr></table>	Dimensions	D	W	H	Overall	12	21	5	Upholstery		Shipping		COM Ydg	½	Ctn Wt	3			Cu Ft	2	<div>COM \$190</div> <div>A \$196</div> <div>B \$206</div> <div>C \$224</div> <div>D \$247</div> <div>E \$269</div> <div>F \$306</div> <div>G \$345</div> <div>H \$385</div> <div>I \$449</div> <div>J \$527</div>
Dimensions	D	W	H																				
Overall	12	21	5																				
Upholstery		Shipping																					
COM Ydg	½	Ctn Wt	3																				
		Cu Ft	2																				

Description	1 Model	Specifications	List Price Per Grade																				
<b>Pillow with Button and Welt</b> 	<b>PW1414PC</b> <ul style="list-style-type: none"> <li>directional fabric is applied random and may not match from pillow to pillow</li> <li>optional single color contrasting welt and button add \$34 list for contrasting Maharam Mode or COM</li> </ul> GSA Contract SIN #33721	<table> <tr> <th>Dimensions</th><th>D</th><th>W</th><th>H</th></tr> <tr> <td>Overall</td><td>14</td><td>14</td><td>5</td></tr> <tr> <th>Upholstery</th><th colspan="3">Shipping</th></tr> <tr> <td>COM Ydg</td><td>¾</td><td>Ctn Wt</td><td>3</td></tr> <tr> <td></td><td></td><td>Cu Ft</td><td>2</td></tr> </table>	Dimensions	D	W	H	Overall	14	14	5	Upholstery	Shipping			COM Ydg	¾	Ctn Wt	3			Cu Ft	2	COM \$234 A \$239 B \$249 C \$267 D \$291 E \$314 F \$350 G \$387 H \$429 I \$493 J \$569
Dimensions	D	W	H																				
Overall	14	14	5																				
Upholstery	Shipping																						
COM Ydg	¾	Ctn Wt	3																				
		Cu Ft	2																				
<b>Pillow with Button and Welt</b> 	<b>PW1616PC</b> <ul style="list-style-type: none"> <li>directional fabric is applied random and may not match from pillow to pillow</li> <li>optional single color contrasting welt and button add \$34 list for contrasting Maharam Mode or COM</li> </ul> GSA Contract SIN #33721	<table> <tr> <th>Dimensions</th><th>D</th><th>W</th><th>H</th></tr> <tr> <td>Overall</td><td>16</td><td>16</td><td>5</td></tr> <tr> <th>Upholstery</th><th colspan="3">Shipping</th></tr> <tr> <td>COM Ydg</td><td>1</td><td>Ctn Wt</td><td>3</td></tr> <tr> <td></td><td></td><td>Cu Ft</td><td>2</td></tr> </table>	Dimensions	D	W	H	Overall	16	16	5	Upholstery	Shipping			COM Ydg	1	Ctn Wt	3			Cu Ft	2	COM \$249 A \$257 B \$271 C \$298 D \$334 E \$368 F \$422 G \$480 H \$541 I \$636 J \$753
Dimensions	D	W	H																				
Overall	16	16	5																				
Upholstery	Shipping																						
COM Ydg	1	Ctn Wt	3																				
		Cu Ft	2																				
<b>Pillow with Button and Welt</b> 	<b>PW1818PC</b> <ul style="list-style-type: none"> <li>directional fabric is applied random and may not match from pillow to pillow</li> <li>optional single color contrasting welt and button add \$34 list for contrasting Maharam Mode or COM</li> </ul> GSA Contract SIN #33721	<table> <tr> <th>Dimensions</th><th>D</th><th>W</th><th>H</th></tr> <tr> <td>Overall</td><td>18</td><td>18</td><td>5</td></tr> <tr> <th>Upholstery</th><th colspan="3">Shipping</th></tr> <tr> <td>COM Ydg</td><td>1</td><td>Ctn Wt</td><td>3</td></tr> <tr> <td></td><td></td><td>Cu Ft</td><td>2</td></tr> </table>	Dimensions	D	W	H	Overall	18	18	5	Upholstery	Shipping			COM Ydg	1	Ctn Wt	3			Cu Ft	2	COM \$255 A \$261 B \$276 C \$303 D \$340 E \$374 F \$427 G \$485 H \$546 I \$642 J \$758
Dimensions	D	W	H																				
Overall	18	18	5																				
Upholstery	Shipping																						
COM Ydg	1	Ctn Wt	3																				
		Cu Ft	2																				
<b>Pillow with Button and Welt</b> 	<b>PW1221PC</b> <ul style="list-style-type: none"> <li>directional fabric is applied random and may not match from pillow to pillow</li> <li>optional single color contrasting welt and button add \$34 list for contrasting Maharam Mode or COM</li> </ul> GSA Contract SIN #33721	<table> <tr> <th>Dimensions</th><th>D</th><th>W</th><th>H</th></tr> <tr> <td>Overall</td><td>12</td><td>21</td><td>5</td></tr> <tr> <th>Upholstery</th><th colspan="3">Shipping</th></tr> <tr> <td>COM Ydg</td><td>¾</td><td>Ctn Wt</td><td>3</td></tr> <tr> <td></td><td></td><td>Cu Ft</td><td>2</td></tr> </table>	Dimensions	D	W	H	Overall	12	21	5	Upholstery	Shipping			COM Ydg	¾	Ctn Wt	3			Cu Ft	2	COM \$236 A \$242 B \$254 C \$270 D \$294 E \$316 F \$353 G \$392 H \$433 I \$495 J \$573
Dimensions	D	W	H																				
Overall	12	21	5																				
Upholstery	Shipping																						
COM Ydg	¾	Ctn Wt	3																				
		Cu Ft	2																				

**To Order, Specify:**

- 1 Model Number
- 2 Fabric Selection - vendor, pattern and color
- 3 Optional Single Color Contrasting Welt and Button, specify and add \$34 list for contrasting Maharam Mode or COM.

- 2 See a selection of graded in Maharam patterns on page 23. Contact Customer Service for additional fabric options

**Specifications**

- Pillows have Dacron fiber filled insert.
- Bolster has high resilience polyurethane foam insert.
- Hidden zipper allows for easy cleanability.
- Directional and pattern fabrics are applied random and may not match from pillow to pillow.

Portrait Order Check List:



- Specify:
- ☐ 1. Model Number
  - ☐ 2. Wood Species - Maple (M)
  - ☐ 3. Wood Finish
  - ☐ 4. Fabric Selection - vendor, pattern and color
  - ☐ 5. Button/Reverse Diamond Detail - add \$171 list
  - ☐ 6. Optional Conference Self-Return Swivel Mechanism - add \$131 list

Example:

<b>P09012</b> (model #)	<b>M</b> (wood species)	<b>AUB</b> (finish)	<b>MOMENTUM</b> (fabric vendor)	<b>VOX</b> (pattern name)	<b>MYSTIC</b> (pattern color)
----------------------------	----------------------------	------------------------	------------------------------------	------------------------------	----------------------------------

1. Model Number

2. Wood Species - Maple (M)

3. Wood Finish Options:

CAG	Aged Ash Coordinate	CGR	Graphite Coordinate
ALM	Ale Medium	HRV	Harvest
AUB	Auburn	CHL	High Line Coordinate
BRL	Barley	CKC	Khaki Coordinate
CBE	Blonde Echo Coordinate	LGC	Legacy
BBM	Bourbon Medium	MCH	Mocha
CBZ	Brazilwood Coordinate	NTO	Night Owl
BRM	Brighton Medium	COA	Oatmeal Cookie Coordinate
BUT	Butterscotch	CPI	Pinnacle Walnut Coordinate
CIN	Cinnamon	PRL	Praline
CLA	Classic	SAF	Saffron
CCF	Coffee Coordinate	SIE	Sienna
CLL	Collectors	CST	Studio Teak Coordinate
CCR	Cremello Coordinate	TOF	Toffee
EAR	Earthy	TRF	Truffle
ESP	Espresso	VEN	Venetian
FLX	Flax	CVI	Vintage Coordinate
CFL	Florence Walnut Coordinate	CWH	Walnut Heights Coordinate
CFO	Fossil Coordinate	CWE	Weathered Ash Coordinate

4. Fabric Selection - Please supply the following:

- Vendor name
- Pattern name
- Pattern color

For a complete list of JSI Graded-In Fabric [click here](#)

When specifying contrasting upholstery, indicate clearly which upholstery is to be applied to the seat, back and arms. Use higher grade pricing.

- Indicate direction of fabric - Railroaded or Up the Roll
- Please provide illustration, if available

All COM orders must include the following:

- Vendor's name, pattern name and color
- Sample of the fabric attached to order
- Model numbers of items for fabric application
- Special application instructions (e.g., all stripes will be applied front to back unless specified otherwise)
- Customer and purchase order number

Ship prepaid COM

material to:

JSI

Attn: COM Dept


201 East Martin Street

Receiving B, Dock 71

Orleans, IN 47452

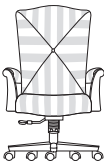
Application of fabric:

Railroaded      Up the Roll



All COM orders will ship at standard lead time from receipt of COM except for orders requiring special custom matched finishes.

5. Button/Reverse Diamond Detail - add \$171 list.



Fabric direction on top and bottom sections run with the nap. Side sections run railroad.

EX: stripes run vertical on top and bottom sections and horizontal on side sections.

6. Optional Conference Self-Return Mechanism - add \$171 list. Conference self-return mechanisms have a fixed seat height

Description	1 Model	Specifications	List Price Per Grade																												
Executive High Back	<div>P09012<ul style="list-style-type: none"><li>• scroll arm</li><li>• open wood arm with upholstered arm rest</li><li>• arm is carved and shaped maple with foam wrap upholstered arm rest</li><li>• seat height range is 17 ½ – 20 ¾</li><li>• arm height range is 25 ¼ – 28 ½</li><li>• back height range is 40 - 43 ¼</li></ul></div> <div>GSA Contract SIN #33721</div>	<table><thead><tr><th>Dimensions</th><th>D</th><th>W</th><th>H</th></tr></thead><tbody><tr><td>Overall</td><td>28 ½</td><td>28 ¾</td><td>43 ¼</td></tr><tr><td>Seat</td><td>17 ½</td><td>20 ¾</td><td>20 ¾</td></tr><tr><td>Arm</td><td></td><td></td><td>24 ½</td></tr><tr><th colspan="2">Upholstery</th><th colspan="2">Shipping</th></tr><tr><td>COM Ydg</td><td>3</td><td>Ctn Wt</td><td>67</td></tr><tr><td>COL Sq Ft</td><td>54</td><td>Cu Ft</td><td>23</td></tr></tbody></table>	Dimensions	D	W	H	Overall	28 ½	28 ¾	43 ¼	Seat	17 ½	20 ¾	20 ¾	Arm			24 ½	Upholstery		Shipping		COM Ydg	3	Ctn Wt	67	COL Sq Ft	54	Cu Ft	23	<div>COM \$2,631</div> <div>A \$2,661</div> <div>B \$2,726</div> <div>COL/C \$2,837</div> <div>D \$2,978</div> <div>E \$3,119</div> <div>F \$3,269</div> <div>G \$3,483</div> <div>H \$3,709</div> <div>I \$4,065</div> <div>J \$4,492</div> <div>L1 \$3,525</div> <div>L2 \$3,752</div>
Dimensions	D	W	H																												
Overall	28 ½	28 ¾	43 ¼																												
Seat	17 ½	20 ¾	20 ¾																												
Arm			24 ½																												
Upholstery		Shipping																													
COM Ydg	3	Ctn Wt	67																												
COL Sq Ft	54	Cu Ft	23																												
Executive High Back	<div>P09013<ul style="list-style-type: none"><li>• scroll arm, fully upholstered</li><li>• arm interior is framed hardwood with foam wrap</li><li>• seat height range is 17 ½ – 20 ¾</li><li>• arm height range is 25 ¼ – 28 ½</li><li>• back height range is 40 - 43 ¼</li></ul></div> <div>GSA Contract SIN #33721</div>	<table><thead><tr><th>Dimensions</th><th>D</th><th>W</th><th>H</th></tr></thead><tbody><tr><td>Overall</td><td>28 ½</td><td>28 ¾</td><td>43 ¼</td></tr><tr><td>Seat</td><td>17 ½</td><td>20 ¼</td><td>20 ¾</td></tr><tr><td>Arm</td><td></td><td></td><td>24 ½</td></tr><tr><th colspan="2">Upholstery</th><th colspan="2">Shipping</th></tr><tr><td>COM Ydg</td><td>3 ¾</td><td>Ctn Wt</td><td>67</td></tr><tr><td>COL Sq Ft</td><td>68</td><td>Cu Ft</td><td>23</td></tr></tbody></table>	Dimensions	D	W	H	Overall	28 ½	28 ¾	43 ¼	Seat	17 ½	20 ¼	20 ¾	Arm			24 ½	Upholstery		Shipping		COM Ydg	3 ¾	Ctn Wt	67	COL Sq Ft	68	Cu Ft	23	<div>COM \$2,621</div> <div>A \$2,662</div> <div>B \$2,741</div> <div>COL/C \$2,880</div> <div>D \$3,057</div> <div>E \$3,236</div> <div>F \$3,421</div> <div>G \$3,687</div> <div>H \$3,974</div> <div>I \$4,417</div> <div>J \$4,950</div> <div>L1 \$3,741</div> <div>L2 \$4,025</div>
Dimensions	D	W	H																												
Overall	28 ½	28 ¾	43 ¼																												
Seat	17 ½	20 ¼	20 ¾																												
Arm			24 ½																												
Upholstery		Shipping																													
COM Ydg	3 ¾	Ctn Wt	67																												
COL Sq Ft	68	Cu Ft	23																												
Executive High Back	<div>P09016<ul style="list-style-type: none"><li>• regency arm, open wood arm</li><li>• arm exterior is carved and shaped maple</li><li>• seat height range is 17 ½ – 20 ¾</li><li>• arm height range is 25 ¼ – 28 ½</li><li>• back height range is 40 - 43 ¼</li></ul></div> <div>GSA Contract SIN #33721</div>	<table><thead><tr><th>Dimensions</th><th>D</th><th>W</th><th>H</th></tr></thead><tbody><tr><td>Overall</td><td>28 ½</td><td>25 ¼</td><td>43 ¼</td></tr><tr><td>Seat</td><td>17 ½</td><td>20 ½</td><td>20 ¾</td></tr><tr><td>Arm</td><td></td><td></td><td>24 ½</td></tr><tr><th colspan="2">Upholstery</th><th colspan="2">Shipping</th></tr><tr><td>COM Ydg</td><td>3</td><td>Ctn Wt</td><td>67</td></tr><tr><td>COL Sq Ft</td><td>54</td><td>Cu Ft</td><td>21</td></tr></tbody></table>	Dimensions	D	W	H	Overall	28 ½	25 ¼	43 ¼	Seat	17 ½	20 ½	20 ¾	Arm			24 ½	Upholstery		Shipping		COM Ydg	3	Ctn Wt	67	COL Sq Ft	54	Cu Ft	21	<div>COM \$2,407</div> <div>A \$2,439</div> <div>B \$2,503</div> <div>COL/C \$2,613</div> <div>D \$2,757</div> <div>E \$2,897</div> <div>F \$3,047</div> <div>G \$3,261</div> <div>H \$3,487</div> <div>I \$3,843</div> <div>J \$4,269</div> <div>L1 \$3,302</div> <div>L2 \$3,531</div>
Dimensions	D	W	H																												
Overall	28 ½	25 ¼	43 ¼																												
Seat	17 ½	20 ½	20 ¾																												
Arm			24 ½																												
Upholstery		Shipping																													
COM Ydg	3	Ctn Wt	67																												
COL Sq Ft	54	Cu Ft	21																												

## To Order, Specify:

- 1 Model Number
- 2 Wood Species - Maple (M)
- 3 Wood Finish
- 4 Fabric Selection - vendor, pattern and color
- 5 Button/Reverse Diamond Detail - add \$171 list
- 6 Optional Conference Self - Return Swivel Mechanism - add \$171 list

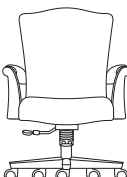
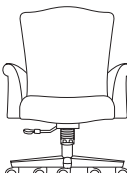
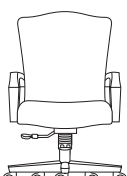
## 3 Wood Finish/Color Options:

Maple			
CAG	Aged Ash Coordinate	CGR	Graphite Coordinate
ALM	Ale Medium	HRV	Harvest
AUB	Auburn	CHL	High Line Coordinate
BRL	Barley	CKC	Khaki Coordinate
CBE	Blonde Echo Coordinate	LGC	Legacy
BBM	Bourbon Medium	MCH	Mocha
CBZ	Brazilwood Coordinate	NTO	Night Owl
BRM	Brighton Medium	COA	Oatmeal Cook Coordinate
BUT	Butterscotch	CPI	Pinnacle Walnut Coordinate
CIN	Cinnamon	PRL	Praline
CLA	Classic	SAF	Saffron
CCF	Coffee Coordinate	SIE	Sienna
CLL	Collectors	CST	Studio Teak Coordinate
CCR	Cremello Coordinate	TOF	Toffee
EAR	Earthy	TRF	Truffle
ESP	Espresso	VEN	Venetian
FLX	Flax	CVI	Vintage Coordinate
CFL	Florence Walnut Coordinate	CWH	Walnut Heights Coordinate
CFO	Fossil Coordinate	CWE	Weathered Ash Coordinate

- 4 See a selection of graded in fabric manufacturers and patterns on pages 20-28 Contact Customer Service for additional fabric options.

## Specifications

- Wood species - Maple.
- Seat has synthetic sheet webbing with high resiliency seat polyurethane foam and Dacron® wrap.
- Frame interior is hardwood joined with double dowels.
- Back has polypropylene webbing and polyurethane foam with Dacron® wrap.
- All backs have button/reverse diamond detail option.
- Adjustment is mid-pivot, mid-knee tilt with gas height adjustment.
- C706, wood base cap.
- C10, hooded black double wheel caster.
- Caster is hard tread.

Description	1 Model	Specifications				List Price Per Grade	
Management Mid Back 	P09022 · scroll arm · open wood arm with upholstered arm rest · arm is carved and shaped maple with foam wrap upholstered arm rest · seat height range is 17 ½ – 20 ¾ · arm height range is 21 – 24 ¼  GSA Contract SIN #33721	Dimensions	D	W	H	COM	\$2,535
		Overall	28 ½	28 ¾	40 ¼	A	\$2,565
		Seat	17 ½	20 ¾	20 ¾	B	\$2,624
		Arm			24 ¼	COL/C	\$2,726
		Upholstery		Shipping		D	\$2,855
		COM Ydg	2 ¾	Ctn Wt	59	E	\$2,984
		COL Sq Ft	50	Cu Ft	21	F	\$3,122
						G	\$3,318
						H	\$3,526
						I	\$3,853
				J	\$4,244		
				L1	\$3,357		
				L2	\$3,566		
Management Mid Back 	P09023 · scroll arm, fully upholstered · arm interior is framed hardwood with foam wrap · seat height range is 17 ½ – 20 ¾ · arm height range is 21 – 24 ¼  GSA Contract SIN #33721	Dimensions	D	W	H	COM	\$2,512
		Overall	28 ½	28 ¾	40 ¼	A	\$2,543
		Seat	17 ½	20 ¼	20 ¾	B	\$2,609
		Arm			24 ¼	COL/C	\$2,718
		Upholstery		Shipping		D	\$2,862
		COM Ydg	3	Ctn Wt	59	E	\$3,003
		COL Sq Ft	54	Cu Ft	21	F	\$3,153
						G	\$3,368
						H	\$3,592
						I	\$3,949
				J	\$4,375		
				L1	\$3,408		
				L2	\$3,635		
Management Mid Back 	P09026 · regency arm, open wood arm · arm exterior is carved and shaped maple · seat height range is 17 ½ – 20 ¾ · arm height range is 21 – 24 ¼  GSA Contract SIN #33721	Dimensions	D	W	H	COM	\$2,312
		Overall	28 ½	25 ¼	40 ¼	A	\$2,341
		Seat	17 ½	20 ½	20 ¾	B	\$2,401
		Arm			24 ¼	COL/C	\$2,501
		Upholstery		Shipping		D	\$2,632
		COM Ydg	2 ¾	Ctn Wt	59	E	\$2,762
		COL Sq Ft	50	Cu Ft	19	F	\$2,898
						G	\$3,095
						H	\$3,302
						I	\$3,627
				J	\$4,018		
				L1	\$3,134		
				L2	\$3,341		

## To Order, Specify:

- 1 Model Number
- 2 Wood Species - Maple (M)
- 3 Wood Finish
- 4 Fabric Selection - vendor, pattern and color
- 5 Button/Reverse Diamond Detail - add \$171 list
- 6 Optional Conference Self - Return Swivel Mechanism - add \$171 list

## 3 Wood Finish/Color Options:

Maple			
CAG	Aged Ash Coordinate	CGR	Graphite Coordinate
ALM	Ale Medium	HRV	Harvest
AUB	Auburn	CHL	High Line Coordinate
BRL	Barley	CKC	Khaki Coordinate
CBE	Blonde Echo Coordinate	LGC	Legacy
BBM	Bourbon Medium	MCH	Mocha
CBZ	Brazilwood Coordinate	NTO	Night Owl
BRM	Brighton Medium	COA	Oatmeal Cook Coordinate
BUT	Butterscotch	CPI	Pinnacle Walnut Coordinate
CIN	Cinnamon	PRL	Praline
CLA	Classic	SAF	Saffron
CCF	Coffee Coordinate	SIE	Sienna
CLL	Collectors	CST	Studio Teak Coordinate
CCR	Cremello Coordinate	TOF	Toffee
EAR	Earthy	TRF	Truffle
ESP	Espresso	VEN	Venetian
FLX	Flax	CVI	Vintage Coordinate
CFL	Florence Walnut Coordinate	CWH	Walnut Heights Coordinate
CFO	Fossil Coordinate	CWE	Weathered Ash Coordinate

## Specifications

- Wood species - Maple.
- Seat has synthetic sheet webbing with high resiliency seat polyurethane foam and Dacron® wrap.
- Frame interior is hardwood joined with double dowels.
- Back has polypropylene webbing and polyurethane foam with Dacron® wrap.
- All backs have button/reverse diamond detail option.
- Adjustment is mid-pivot, mid-knee tilt with gas height adjustment.
- C706, wood base cap.
- C10, hooded black double wheel caster.
- Caster is hard tread.

- 4 See a selection of graded in fabric manufacturers and patterns on pages 20-28 Contact Customer Service for additional fabric options.

## Portrait Order Check List:



### Specify:

- ☐ 1. Model Number
- ☐ 2. Wood Species - Maple (M)
- ☐ 3. Wood Finish
- ☐ 4. Fabric Selection - vendor, pattern and color
- ☐ 5. Button/Reverse Diamond Detail - add \$171 list

### Example:

P09030 | M | AUB | MOMENTUM | VOX | MYSTIC  
(model #) | (wood species) | (finish) | (fabric vendor) | (pattern name) | (pattern color)

#### 1. Model Number

#### 2. Wood Species - Maple (M)

#### 3. Wood Finish Options:

CAG	Aged Ash Coordinate	CGR	Graphite Coordinate
ALM	Ale Medium	HRV	Harvest
AUB	Auburn	CHL	High Line Coordinate
BRL	Barley	CKC	Khaki Coordinate
CBE	Blonde Echo Coordinate	LGC	Legacy
BBM	Bourbon Medium	MCH	Mocha
CBZ	Brazilwood Coordinate	NTO	Night Owl
BRM	Brighton Medium	COA	Oatmeal Cookie Coordinate
BUT	Butterscotch	CPI	Pinnacle Walnut Coordinate
CIN	Cinnamon	PRL	Praline
CLA	Classic	SAF	Saffron
CCF	Coffee Coordinate	SIE	Sienna
CLL	Collectors	CST	Studio Teak Coordinate
CCR	Cremello Coordinate	TOF	Toffee
EAR	Earthy	TRF	Truffle
ESP	Espresso	VEN	Venetian
FLX	Flax	CVI	Vintage Coordinate
CFL	Florence Walnut Coordinate	CWH	Walnut Heights Coordinate
CFO	Fossil Coordinate	CWE	Weathered Ash Coordinate

#### 4. Fabric Selection - Please supply the following:

Vendor name  
Pattern name  
Pattern color

[For a complete list of JSI Graded-In Fabric click here](#)

When specifying contrasting upholstery, indicate clearly which upholstery is to be applied to the seat and back. Use higher grade pricing.

- Indicate direction of fabric - Railroaded or Up the Roll
- Please provide illustration, if available

#### All COM orders must include the following:

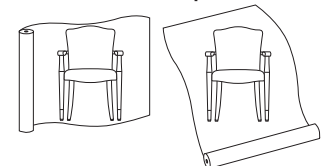
- Vendor's name, pattern name and color
- Sample of the fabric attached to order
- Model numbers of items for fabric application
- Special application instructions (e.g., all stripes will be applied front to back unless specified otherwise)
- Customer and purchase order number

Ship prepaid COM  
material to:

JSI  
Attn: COM Dept  
201 East Martin Street  
Receiving B, Dock 71  
Orleans, IN 47452

Application of fabric:



Railroaded      Up the Roll



All COM orders will ship at standard lead time from receipt of COM except for orders requiring special custom matched finishes.

- #### 5. Button/Reverse Diamond Detail - add \$171 list. Fabric direction on top and bottom sections run with the nap. Side sections run railroad. Ex: stripes run vertical on top and bottom sections and horizontal on side sections.



Description		1 Model	Specifications				List Price Per Grade	
<div>Guest Chair</div> <div></div>	<div>P09030</div> <div>· scroll arm</div> <div>· upholstered seat and back</div> <div>GSA Contract SIN #33721</div>	Dimensions	D	W	H	COM	\$2,026	
		Overall	25 ½	23	35	A	\$2,047	
		Seat	17 ½	20	19	B	\$2,090	
		Arm			25	COL/C	\$2,163	
		Upholstery		Shipping		D	\$2,258	
		COM Ydg	2	Ctn Wt	26	E	\$2,353	
		COL Sq Ft	36	Cu Ft	14	F	\$2,452	
						G	\$2,595	
						H	\$2,745	
						I	\$2,983	
<div>Guest Chair</div> <div></div>	<div>P09050</div> <div>· armless</div> <div>· upholstered seat and back</div> <div>GSA Contract SIN #33721</div>	Dimensions	D	W	H	COM	\$2,048	
		Overall	25 ½	22 ½	35	A	\$2,071	
		Seat	17 ½	20	19	B	\$2,112	
		Arm				COL/C	\$2,187	
		Upholstery		Shipping		D	\$2,281	
		COM Ydg	2	Ctn Wt	26	E	\$2,376	
		COL Sq Ft	36	Cu Ft	14	F	\$2,476	
						G	\$2,616	
						H	\$2,769	
						I	\$3,007	
				J	\$3,290			
				L1	\$2,646			
				L2	\$2,798			

## To Order, Specify:

- 1 Model Number
- 2 Wood Species - Maple (M)
- 3 Wood Finish
- 4 Fabric Selection - vendor, pattern and color
- 5 Button/Reverse Diamond Detail - add \$171 list

## 3 Wood Finish/Color Options:

Maple			
CAG	Aged Ash Coordinate	CGR	Graphite Coordinate
ALM	Ale Medium	HRV	Harvest
AUB	Auburn	CHL	High Line Coordinate
BRL	Barley	CKC	Khaki Coordinate
CBE	Blonde Echo Coordinate	LGC	Legacy
BBM	Bourbon Medium	MCH	Mocha
CBZ	Brazilwood Coordinate	NTO	Night Owl
BRM	Brighton Medium	COA	Oatmeal Cook Coordinate
BUT	Butterscotch	CPI	Pinnacle Walnut Coordinate
CIN	Cinnamon	PRL	Praline
CLA	Classic	SAF	Saffron
CCF	Coffee Coordinate	SIE	Sienna
CLL	Collectors	CST	Studio Teak Coordinate
CCR	Cremello Coordinate	TOF	Toffee
EAR	Earthy	TRF	Truffle
ESP	Espresso	VEN	Venetian
FLX	Flax	CVI	Vintage Coordinate
CFL	Florence Walnut Coordinate	CWH	Walnut Heights Coordinate
CFO	Fossil Coordinate	CWE	Weathered Ash Coordinate

- 4 See a selection of graded in fabric manufacturers and patterns on pages 20-28 Contact Customer Service for additional fabric options.

## Specifications

- Wood species - Maple.
- Seat has synthetic sheet webbing with high resiliency seat polyurethane foam and Dacron® wrap.
- Back has polypropylene webbing and polyurethane foam with Dacron® wrap.
- Hardwood interior is hardwood joined with dowels.



## Portrait Lounge Order Check List:



### Specify:

- ☐ 1. Model Number
- ☐ 2. Wood Species - Maple (M)
- ☐ 3. Wood Finish
- ☐ 4. Fabric Selection - vendor, pattern and color
- ☐ 5. Button/Reverse Diamond Detail - Add \$171 list for single seat unit, \$221 list for two seat unit and \$364 list for three seat unit

### Example:

P09060 | M | AUB | MOMENTUM | VOX | MYSTIC  
 (model #) | (wood species) | (finish) | (fabric vendor) | (pattern name) | (pattern color)

#### 1. Model Number

#### 2. Wood Species - Maple (M)

#### 3. Wood Finish Options:

CAG	Aged Ash Coordinate	CGR	Graphite Coordinate
ALM	Ale Medium	HRV	Harvest
AUB	Auburn	CHL	High Line Coordinate
BRL	Barley	CKC	Khaki Coordinate
CBE	Blonde Echo Coordinate	LGC	Legacy
BBM	Bourbon Medium	MCH	Mocha
CBZ	Brazilwood Coordinate	NTO	Night Owl
BRM	Brighton Medium	COA	Oatmeal Cookie Coordinate
BUT	Butterscotch	CPI	Pinnacle Walnut Coordinate
CIN	Cinnamon	PRL	Praline
CLA	Classic	SAF	Saffron
CCF	Coffee Coordinate	SIE	Sienna
CLL	Collectors	CST	Studio Teak Coordinate
CCR	Cremello Coordinate	TOF	Toffee
EAR	Earthy	TRF	Truffle
ESP	Espresso	VEN	Venetian
FLX	Flax	CVI	Vintage Coordinate
CFL	Florence Walnut Coordinate	CWH	Walnut Heights Coordinate
CFO	Fossil Coordinate	CWE	Weathered Ash Coordinate

#### 4. Fabric Selection - Please supply the following:

Fabric vendor  
 Pattern name  
 Pattern color

[For a complete list of JSI Graded-In Fabric click here](#)

When specifying contrasting upholstery, indicate clearly which upholstery is to be applied to the seat, back and arms. Use higher grade pricing.

- Indicate direction of fabric - Railroaded or Up the Roll
- Please provide illustration, if available

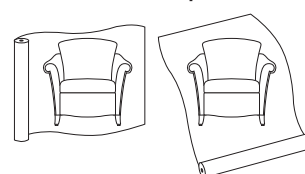
#### All COM orders must include the following:

- Vendor's name, pattern name and color
- Sample of the fabric attached to order
- Model numbers of items for fabric application
- Special application instructions (e.g., all stripes will be applied front to back unless specified otherwise)
- Customer and purchase order number

Ship prepaid COM  
 material to:


JSI  
 Attn: COM Dept  
 201 East Martin Street  
 Receiving B, Dock 71  
 Orleans, IN 47452

Application of fabric:  
 Railroaded      Up the Roll







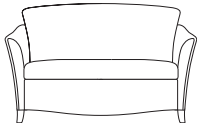
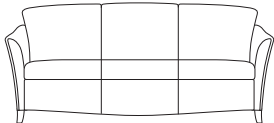
All COM orders will ship at standard lead time from receipt of COM except for orders requiring special custom matched finishes.

- #### 5. Button/Reverse Diamond Detail - add \$171 list for single seat unit, \$221 list for two seat unit and \$364 list for three seat unit. Fabric direction on top and bottom sections run with the nap. Side sections run railroad. Ex: stripes run vertical on top and bottom sections and horizontal on side sections.





Description		① Model	Specifications				List Price Per Grade	
Single Seat		<b>P09060</b> · scroll arms  Excluded from GSA Contract	Dimensions	D	W	H	COM	\$2,770
			Overall	31 ½	33 ½	35 ½	A	\$2,844
			Seat	19 ½	23	19 ½	B	\$2,993
			Arm			24 ½	COL/C	\$3,249
			Upholstery	Shipping			D	\$3,581
			COM Ydg	6 ½	Ctn Wt	61	E	\$3,912
			COL Sq Ft	130	Cu Ft	25	F	\$4,262
							G	\$4,758
							H	\$5,288
							I	\$6,118
Two Seat		<b>P09070</b> · scroll arms  Excluded from GSA Contract	Dimensions	D	W	H	COM	\$3,856
			Overall	31 ½	55	35	A	\$3,951
			Seat	19 ½	43	19 ½	B	\$4,141
			Arm			24 ½	COL/C	\$4,472
			Upholstery	Shipping			D	\$4,898
			COM Ydg	8	Ctn Wt	120	E	\$5,324
			COL Sq Ft	160	Cu Ft	40	F	\$5,773
							G	\$6,413
							H	\$7,095
							I	\$8,160
Three Seat		<b>P09080</b> · scroll arms  Excluded from GSA Contract	Dimensions	D	W	H	COM	\$4,813
			Overall	31 ½	76 ¾	35 ½	A	\$4,940
			Seat	19 ½	64 ¾	19 ½	B	\$5,193
			Arm			24 ½	COL/C	\$5,633
			Upholstery	Shipping			D	\$6,201
			COM Ydg	10 ½	Ctn Wt	140	E	\$6,771
			COL Sq Ft	210	Cu Ft	56	F	\$7,370
							G	\$8,223
							H	\$9,131
							I	\$10,552
				J	\$12,256			
				L1	\$9,528			
				L2	\$10,722			

Description	① Model	Specifications	List Price Per Grade			
<div>Single Seat</div> <div></div>	<div>P09065</div> <div>• regency arms</div> <div>Excluded from GSA Contract</div>	<div>Dimensions</div> <div>D</div> <div>W</div> <div>H</div>	COM \$2,770			
		Overall	31 ½	30 ½	35	A \$2,844
		Seat	19 ½	23	19 ½	B \$2,993
		Arm			24 ½	COL/C \$3,249
		Upholstery	Shipping			D \$3,581
		COM Ydg	6 ½	Ctn Wt	61	E \$3,912
		COL Sq Ft	130	Cu Ft	23	F \$4,262
						G \$4,758
						H \$5,288
						I \$6,118
						J \$7,113
						L1 \$5,124
						L2 \$5,720
<div>Two Seat</div> <div></div>	<div>P09075</div> <div>• regency arms</div> <div>Excluded from GSA Contract</div>	<div>Dimensions</div> <div>D</div> <div>W</div> <div>H</div>	COM \$3,674			
		Overall	31 ½	57	35	A \$3,771
		Seat	19 ½	43	19 ½	B \$3,959
		Arm			24 ½	COL/C \$4,291
		Upholstery	Shipping			D \$4,717
		COM Ydg	8	Ctn Wt	120	E \$5,144
		COL Sq Ft	160	Cu Ft	42	F \$5,593
						G \$6,231
						H \$6,913
						I \$7,979
						J \$9,257
						L1 \$7,212
						L2 \$8,106
<div>Three Seat</div> <div></div>	<div>P09085</div> <div>• regency arms</div> <div>Excluded from GSA Contract</div>	<div>Dimensions</div> <div>D</div> <div>W</div> <div>H</div>	COM \$4,620			
		Overall	31 ½	78 ¾	35	A \$4,747
		Seat	19 ½	64 ¾	19 ½	B \$4,999
		Arm			24 ½	COL/C \$5,440
		Upholstery	Shipping			D \$6,010
		COM Ydg	10 ½	Ctn Wt	140	E \$6,578
		COL Sq Ft	210	Cu Ft	57	F \$7,177
						G \$8,030
						H \$8,940
						I \$10,359
						J \$12,065
						L1 \$9,336
						L2 \$10,529

**To Order, Specify:**

- Model Number
- Wood Species - Maple (M)
- Wood Finish
- Fabric Selection - vendor, pattern and color
- Button/Reverse Diamond Detail - add \$171 list for single seat unit, \$221 list for two seat unit and \$364 list for three seat unit.

**3 Wood Finish/Color Options:**

Maple			
CAG	Aged Ash Coordinate	CGR	Graphite Coordinate
ALM	Ale Medium	HRV	Harvest
AUB	Auburn	CHL	High Line Coordinate
BRL	Barley	CKC	Khaki Coordinate
CBE	Blonde Echo Coordinate	LGC	Legacy
BBM	Bourbon Medium	MCH	Mocha
CBZ	Brazilwood Coordinate	NTD	Night Owl
BRM	Brighton Medium	COA	Oatmeal Cook Coordinate
BUT	Butterscotch	CPI	Pinnacle Walnut Coordinate
CIN	Cinnamon	PRL	Praline
CLA	Classic	SAF	Saffron
CCF	Coffee Coordinate	SIE	Sienna
CLL	Collectors	CST	Studio Teak Coordinate
CCR	Cremello Coordinate	TOF	Toffee
EAR	Earthy	TRF	Truffle
ESP	Espresso	VEN	Venetian
FLX	Flax	CVI	Vintage Coordinate
CFL	Florence Walnut Coordinate	CWH	Walnut Heights Coordinate
CFO	Fossil Coordinate	CWE	Weathered Ash Coordinate

- See a selection of graded in fabric manufacturers and patterns on pages 20-28 Contact Customer Service for additional fabric options.

**Specifications**

- Leg wood species - Maple.
- Fully upholstered.
- Seat has synthetic sheet webbing with high resiliency seat polyurethane foam and Dacron® wrap.
- Frame interior is hardwood joined with double dowels reinforced with wood screws.
- Back has polypropylene webbing and polyurethane foam with Dacron® wrap.
- Arm is foam wrap with Dacron.

Protocol Order Check List:



Specify:

- ☐ 1. Model Number
- ☐ 2. Wood Species - Maple (M)
- ☐ 3. Arm Wood Cap/Crown Finish
- ☐ 4. Fabric Selection - vendor, pattern and color
- ☐ 5. Optional Aluminum Base (A) - add \$126 list, or Optional Wood Base (W) - add \$126 list
- ☐ 6. Optional Premium Polished Trim Grey Dual Wheel Soft Urethane Caster - add \$318 list
- ☐ 7. Optional Mid-Pivot Mechanism Upgrade - add \$126 list (swivel tilt models only)
- ☐ 8. Optional Seat Depth Slide - add \$38 (synchro tilt models only)
- ☐ 9. Optional Conference Preset Height Cylinder - add \$27 list (swivel tilt chair models only)
- ☐ 10. Optional T Arm Wood Cap - add \$43 list (adjustable T arm models only)
- ☐ 11. Optional Aluminum Cantilever Arm - Black Cap - add \$112 list, Grey Cap - add \$140 list (cantilever arm models only)

Example:

PT5600	M	AUB	MOMENTUM	VOX	MYSTIC
(model #)	(wood species)	(finish)	(fabric vendor)	(pattern name)	(pattern color)
		arm wood cap/crown			

1. Model Number			
2. Wood Species - Maple (M)			
3. Arm Wood Cap/Crown Finish Options:			
CAG	Aged Ash Coordinate	CGR	Graphite Coordinate
ALM	Ale Medium	HRV	Harvest
AUB	Auburn	CHL	High Line Coordinate
BRL	Barley	CKC	Khaki Coordinate
CBE	Blonde Echo Coordinate	LGC	Legacy
BBM	Bourbon Medium	MCH	Mocha
CBZ	Brazilwood Coordinate	NTO	Night Owl
BRM	Brighton Medium	COA	Oatmeal Cookie Coordinate
BUT	Butterscotch	CPI	Pinnacle Walnut Coordinate
CIN	Cinnamon	PRL	Praline
CLA	Classic	SAF	Saffron
CCF	Coffee Coordinate	SIE	Sienna
CLL	Collectors	CST	Studio Teak Coordinate
CCR	Cremello Coordinate	TOF	Toffee
EAR	Earthy	TRF	Truffle
ESP	Espresso	VEN	Venetian
FLX	Flax	CVI	Vintage Coordinate
CFL	Florence Walnut Coordinate	CWH	Walnut Heights Coordinate
CFO	Fossil Coordinate	CWE	Weathered Ash Coordinate

4. Fabric Selection - Please supply the following:

Vendor name  
Pattern name  
Pattern color

[For a complete list of JSI Graded-In Fabric click here](#)

When specifying contrasting upholstery, indicate clearly which upholstery is to be applied to the seat, back and arms. Use higher grade pricing.

- Indicate direction of fabric - Railroaded or Up the Roll
- Please provide illustration, if available

**All COM orders must include the following:**



- Vendor's name, pattern name and color
- Sample of the fabric attached to order
- Model numbers of items for fabric application
- Special application instructions (e.g., all stripes will be applied front to back unless specified otherwise)
- Customer and purchase order number

Ship prepaid COM material to:

JSI  
Attn: COM Dept  
201 East Martin Street  
Receiving B, Dock 71  
Orleans, IN 47452

Application of fabric:

Railroaded      Up the Roll



All COM orders will ship at standard lead time from receipt of COM except for orders requiring special custom matched finishes.

232

PROTOCOL

**5. Optional Aluminum Base (A) or Wood Base (W) - add \$126 list**




---

**6. Optional Premium Polished Trim Grey Dual Wheel Soft Urethane Caster - add \$318 list.**




---

**7. Optional Mid-Pivot Mechanism Upgrade - add \$126 list (swivel tilt models only)**

---

**8. Optional Seat Depth Slide - add \$38 list (synchro models only)**

---

**9. Optional Conference Preset Height Cylinder - add \$27 list (swivel tilt chair models only)**





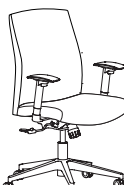

**10. Optional T Arm Wood Cap - add \$43 list (adjustable T arm models only)**






---

**11. Optional Aluminum Cantilever Arm - Black Cap - add \$112 list, or Grey Cap - add \$140 list (cantilever arm models only)**



Description	1 Model	Specifications	List Price Per Grade																												
<b>Management Mid Back</b> 	<b>PT5600</b> <ul style="list-style-type: none"> <li>· swivel tilt/fixed back</li> <li>· armless</li> <li>· polyurethane base</li> <li>· overall height range is 41 ½ - 47</li> <li>· seat height range is 17 ½ - 22 ½</li> </ul> GSA Contract SIN #33721	<table> <tr> <th>Dimensions</th><th>D</th><th>W</th><th>H</th></tr> <tr> <td>Overall</td><td>26</td><td>26</td><td>47</td></tr> <tr> <td>Seat</td><td>19 ¼</td><td>19 ¼</td><td>22 ½</td></tr> <tr> <th>Upholstery</th><th colspan="3">Shipping</th></tr> <tr> <td>COM Ydg</td><td>2 ¼</td><td>Ctn Wt</td><td>58</td></tr> <tr> <td>COL Sq Ft</td><td>41</td><td>Cu Ft</td><td>18</td></tr> </table>	Dimensions	D	W	H	Overall	26	26	47	Seat	19 ¼	19 ¼	22 ½	Upholstery	Shipping			COM Ydg	2 ¼	Ctn Wt	58	COL Sq Ft	41	Cu Ft	18	COM \$1,384 A \$1,407 B \$1,451 COL/C \$1,531 D \$1,629 E \$1,730 F \$1,838 G \$1,988 H \$2,149 I \$2,399 J \$2,702 L1 \$2,017 L2 \$2,179				
Dimensions	D	W	H																												
Overall	26	26	47																												
Seat	19 ¼	19 ¼	22 ½																												
Upholstery	Shipping																														
COM Ydg	2 ¼	Ctn Wt	58																												
COL Sq Ft	41	Cu Ft	18																												
<b>Mid Back</b> 	<b>PT5600L</b> <ul style="list-style-type: none"> <li>· swivel tilt/fixed back</li> <li>· black urethane loop arms</li> <li>· black polyurethane base</li> <li>· overall height range is 41 ½ - 47</li> <li>· seat height range is 17 ½ - 22 ½</li> <li>· arm height range is 26 ½ - 31 ½</li> </ul> GSA Contract SIN #33721	<table> <tr> <th>Dimensions</th><th>D</th><th>W</th><th>H</th></tr> <tr> <td>Overall</td><td>26</td><td>26</td><td>47</td></tr> <tr> <td>Seat</td><td>19 ¼</td><td>19 ¼</td><td>22 ½</td></tr> <tr> <td>Arm</td><td></td><td></td><td>31 ½</td></tr> <tr> <th>Upholstery</th><th colspan="3">Shipping</th></tr> <tr> <td>COM Ydg</td><td>2 ¼</td><td>Ctn Wt</td><td>64</td></tr> <tr> <td>COL Sq Ft</td><td>41</td><td>Cu Ft</td><td>18</td></tr> </table>	Dimensions	D	W	H	Overall	26	26	47	Seat	19 ¼	19 ¼	22 ½	Arm			31 ½	Upholstery	Shipping			COM Ydg	2 ¼	Ctn Wt	64	COL Sq Ft	41	Cu Ft	18	COM \$1,540 A \$1,564 B \$1,608 COL/C \$1,687 D \$1,786 E \$1,887 F \$1,994 G \$2,144 H \$2,305 I \$2,558 J \$2,860 L1 \$2,174 L2 \$2,335
Dimensions	D	W	H																												
Overall	26	26	47																												
Seat	19 ¼	19 ¼	22 ½																												
Arm			31 ½																												
Upholstery	Shipping																														
COM Ydg	2 ¼	Ctn Wt	64																												
COL Sq Ft	41	Cu Ft	18																												
<b>Mid Back</b> 	<b>PT5600S</b> <ul style="list-style-type: none"> <li>· swivel tilt/fixed back</li> <li>· adjustable black urethane T arm</li> <li>· arm post matches base color</li> <li>· black polyurethane base</li> <li>· overall height range is 41 ½ - 47</li> <li>· seat height range is 17 ½ - 22 ½</li> <li>· arm height range is 25 ½ - 31</li> </ul> Excluded from GSA Contract	<table> <tr> <th>Dimensions</th><th>D</th><th>W</th><th>H</th></tr> <tr> <td>Overall</td><td>26</td><td>26</td><td>47</td></tr> <tr> <td>Seat</td><td>19 ¼</td><td>19 ¼</td><td>22 ½</td></tr> <tr> <td>Arm</td><td></td><td></td><td>31</td></tr> <tr> <th>Upholstery</th><th colspan="3">Shipping</th></tr> <tr> <td>COM Ydg</td><td>2 ¼</td><td>Ctn Wt</td><td>65</td></tr> <tr> <td>COL Sq Ft</td><td>41</td><td>Cu Ft</td><td>18</td></tr> </table>	Dimensions	D	W	H	Overall	26	26	47	Seat	19 ¼	19 ¼	22 ½	Arm			31	Upholstery	Shipping			COM Ydg	2 ¼	Ctn Wt	65	COL Sq Ft	41	Cu Ft	18	COM \$1,623 A \$1,646 B \$1,691 COL/C \$1,769 D \$1,868 E \$1,969 F \$2,077 G \$2,227 H \$2,388 I \$2,640 J \$2,941 L1 \$2,257 L2 \$2,418
Dimensions	D	W	H																												
Overall	26	26	47																												
Seat	19 ¼	19 ¼	22 ½																												
Arm			31																												
Upholstery	Shipping																														
COM Ydg	2 ¼	Ctn Wt	65																												
COL Sq Ft	41	Cu Ft	18																												
<b>Management Mid Back</b> 	<b>PT5600T</b> <ul style="list-style-type: none"> <li>· swivel tilt/fixed back</li> <li>· adjustable urethane T arm</li> <li>· polyurethane base</li> <li>· arm post matches base color</li> <li>· overall height range is 41 ½ - 47</li> <li>· seat height range is 17 ½ - 22 ½</li> <li>· arm height range is 25 ½ - 31</li> </ul> Excluded from GSA Contract	<table> <tr> <th>Dimensions</th><th>D</th><th>W</th><th>H</th></tr> <tr> <td>Overall</td><td>26</td><td>26</td><td>47</td></tr> <tr> <td>Seat</td><td>19 ¼</td><td>19 ¼</td><td>22 ½</td></tr> <tr> <td>Arm</td><td></td><td></td><td>31</td></tr> <tr> <th>Upholstery</th><th colspan="3">Shipping</th></tr> <tr> <td>COM Ydg</td><td>2 ¼</td><td>Ctn Wt</td><td>65</td></tr> <tr> <td>COL Sq Ft</td><td>41</td><td>Cu Ft</td><td>18</td></tr> </table>	Dimensions	D	W	H	Overall	26	26	47	Seat	19 ¼	19 ¼	22 ½	Arm			31	Upholstery	Shipping			COM Ydg	2 ¼	Ctn Wt	65	COL Sq Ft	41	Cu Ft	18	COM \$1,623 A \$1,646 B \$1,691 COL/C \$1,769 D \$1,868 E \$1,969 F \$2,077 G \$2,227 H \$2,388 I \$2,640 J \$2,941 L1 \$2,257 L2 \$2,418
Dimensions	D	W	H																												
Overall	26	26	47																												
Seat	19 ¼	19 ¼	22 ½																												
Arm			31																												
Upholstery	Shipping																														
COM Ydg	2 ¼	Ctn Wt	65																												
COL Sq Ft	41	Cu Ft	18																												

Description	1 Model	Specifications	List Price Per Grade																												
<b>Mid Back</b> 	<b>PT5600C</b> <ul style="list-style-type: none"> <li>• swivel tilt/fixed back</li> <li>• black urethane cantilever arm</li> <li>• black polyurethane base</li> <li>• overall height range is 41 ½ - 47</li> <li>• seat height range is 17 ½ - 22 ½</li> <li>• arm height range is 26 ½ - 31 ¾</li> </ul> <hr/> GSA Contract SIN #33721	<table> <tr> <th>Dimensions</th><th>D</th><th>W</th><th>H</th></tr> <tr> <td>Overall</td><td>26</td><td>26</td><td>47</td></tr> <tr> <td>Seat</td><td>19 ¼</td><td>19 ¼</td><td>22 ½</td></tr> <tr> <td>Arm</td><td></td><td></td><td>31 ¾</td></tr> <tr> <th>Upholstery</th><th colspan="3">Shipping</th></tr> <tr> <td>COM Ydg</td><td>2 ¼</td><td>Ctn Wt</td><td>64</td></tr> <tr> <td>COL Sq Ft</td><td>41</td><td>Cu Ft</td><td>18</td></tr> </table>	Dimensions	D	W	H	Overall	26	26	47	Seat	19 ¼	19 ¼	22 ½	Arm			31 ¾	Upholstery	Shipping			COM Ydg	2 ¼	Ctn Wt	64	COL Sq Ft	41	Cu Ft	18	COM \$1,578 A \$1,601 B \$1,646 COL/C \$1,725 D \$1,823 E \$1,925 F \$2,033 G \$2,182 H \$2,343 I \$2,595 J \$2,898 L1 \$2,212 L2 \$2,372
Dimensions	D	W	H																												
Overall	26	26	47																												
Seat	19 ¼	19 ¼	22 ½																												
Arm			31 ¾																												
Upholstery	Shipping																														
COM Ydg	2 ¼	Ctn Wt	64																												
COL Sq Ft	41	Cu Ft	18																												
<b>Management Mid Back</b> 	<b>PT5600U</b> <ul style="list-style-type: none"> <li>• swivel tilt/fixed back</li> <li>• fixed height upholstered arm</li> <li>• polyurethane base</li> <li>• overall height range is 41 ½ - 47</li> <li>• seat height range is 17 ½ - 22 ½</li> <li>• arm height range is 27 - 32 ½</li> </ul> <hr/> GSA Contract SIN #33721	<table> <tr> <th>Dimensions</th><th>D</th><th>W</th><th>H</th></tr> <tr> <td>Overall</td><td>26</td><td>26</td><td>47</td></tr> <tr> <td>Seat</td><td>19 ¼</td><td>19 ¼</td><td>22 ½</td></tr> <tr> <td>Arm</td><td></td><td></td><td>32 ½</td></tr> <tr> <th>Upholstery</th><th colspan="3">Shipping</th></tr> <tr> <td>COM Ydg</td><td>3 ½</td><td>Ctn Wt</td><td>64</td></tr> <tr> <td>COL Sq Ft</td><td>57</td><td>Cu Ft</td><td>18</td></tr> </table>	Dimensions	D	W	H	Overall	26	26	47	Seat	19 ¼	19 ¼	22 ½	Arm			32 ½	Upholstery	Shipping			COM Ydg	3 ½	Ctn Wt	64	COL Sq Ft	57	Cu Ft	18	COM \$1,648 A \$1,678 B \$1,741 COL/C \$1,850 D \$1,990 E \$2,130 F \$2,276 G \$2,487 H \$2,711 I \$3,060 J \$3,479 L1 \$2,530 L2 \$2,753
Dimensions	D	W	H																												
Overall	26	26	47																												
Seat	19 ¼	19 ¼	22 ½																												
Arm			32 ½																												
Upholstery	Shipping																														
COM Ydg	3 ½	Ctn Wt	64																												
COL Sq Ft	57	Cu Ft	18																												

### To Order, Specify:





- 1 Model Number
- 2 Wood Species - Maple (M)
- 3 Arm Wood Cap Finish
- 4 Fabric Selection - vendor, pattern and color
- 5 Optional Aluminum (A) or Wood Base (W)- add \$126 list
- 6 Optional Premium Polished Trim Grey Dual Wheel Soft Urethane Casters - add \$318
- 7 Optional Mid-Pivot Mechanism Upgrade - add \$126 list (swivel tilt models only)
- 8 Optional Seat Depth Slide - add \$38 list (synchro tilt models only)
- 9 Optional Conference Preset Height Cylinder - add \$27 list (swivel tilt chair models only)
- 10 Optional T Arm Wood Cap - add \$43 list (adjustable T arm models only)  
Optional Aluminum Cantilever Arm - Black Cap - add \$112 list,  
Grey Cap - add \$140 list (cantilever arm models only)

### Specifications

- Wood species - Maple.
- Two piece molded plywood seat and back.
- Seat has 3 ½" high density polyurethane foam.
- Back has 2" to 1" tapered high density polyurethane foam with ¼" overlay.
- Swivel tilt models are standard with tilt, lock, pneumatic lift, tension adjustment.
- Synchro models are standard with synchronized independent seat and back recline, lock pneumatic lift, tensions adjustment, 6 positions, 2 ½" back height adjustment.
- Polyurethane base, glass reinforced nylon/5 prong/ grip ring caster insertion.
- All models standard with 60 mm dual wheel non-hooded black nylon plastic casters.

When ordering Quickship products, place a "Q" in front of model number.  
Example: QPT5600U

**NOW!**  
Need it.  
JSI Quickship

Description	1 Model	Specifications	List Price Per Grade																												
<b>Management Mid Back</b> 	<b>PT5650</b> <ul style="list-style-type: none"> <li>· solid maple crown</li> <li>· swivel tilt/fixed back</li> <li>· armless</li> <li>· polyurethane base</li> <li>· overall height range is 41 ½ - 47</li> <li>· seat height range is 17 ½ - 22 ½</li> </ul>	<table> <tr> <th>Dimensions</th><th>D</th><th>W</th><th>H</th></tr> <tr> <td>Overall</td><td>26</td><td>26</td><td>47</td></tr> <tr> <td>Seat</td><td>19 ¼</td><td>19 ¼</td><td>22 ½</td></tr> <tr> <th colspan="2">Upholstery</th><th colspan="2">Shipping</th></tr> <tr> <td>COM Ydg</td><td>2 ⅞</td><td>Ctn Wt</td><td>59</td></tr> <tr> <td>COL Sq Ft</td><td>39</td><td>Cu Ft</td><td>18</td></tr> </table>	Dimensions	D	W	H	Overall	26	26	47	Seat	19 ¼	19 ¼	22 ½	Upholstery		Shipping		COM Ydg	2 ⅞	Ctn Wt	59	COL Sq Ft	39	Cu Ft	18	<b>COM \$1,544</b> <b>A \$1,567</b> <b>B \$1,608</b> <b>COL/C \$1,682</b> <b>D \$1,777</b> <b>E \$1,872</b> <b>F \$1,973</b> <b>G \$2,114</b> <b>H \$2,268</b> <b>I \$2,505</b> <b>J \$2,790</b> <b>L1 \$2,144</b> <b>L2 \$2,297</b>				
Dimensions	D	W	H																												
Overall	26	26	47																												
Seat	19 ¼	19 ¼	22 ½																												
Upholstery		Shipping																													
COM Ydg	2 ⅞	Ctn Wt	59																												
COL Sq Ft	39	Cu Ft	18																												
<b>Mid Back - Wood Crown</b> 	<b>PT5650L</b> <ul style="list-style-type: none"> <li>· solid maple crown</li> <li>· swivel tilt/fixed back</li> <li>· black urethane loop arms</li> <li>· black polyurethane base</li> <li>· overall height range is 41 ½ - 47</li> <li>· seat height range is 17 ½ - 22 ½</li> <li>· arm height range is 26 ⅞ - 31 ⅞</li> </ul>	<table> <tr> <th>Dimensions</th><th>D</th><th>W</th><th>H</th></tr> <tr> <td>Overall</td><td>26</td><td>26</td><td>47</td></tr> <tr> <td>Seat</td><td>19 ¼</td><td>19 ¼</td><td>22 ½</td></tr> <tr> <td>Arm</td><td></td><td></td><td>31 ⅞</td></tr> <tr> <th colspan="2">Upholstery</th><th colspan="2">Shipping</th></tr> <tr> <td>COM Ydg</td><td>2 ⅞</td><td>Ctn Wt</td><td>67</td></tr> <tr> <td>COL Sq Ft</td><td>39</td><td>Cu Ft</td><td>18</td></tr> </table>	Dimensions	D	W	H	Overall	26	26	47	Seat	19 ¼	19 ¼	22 ½	Arm			31 ⅞	Upholstery		Shipping		COM Ydg	2 ⅞	Ctn Wt	67	COL Sq Ft	39	Cu Ft	18	<b>COM \$1,696</b> <b>A \$1,719</b> <b>B \$1,760</b> <b>COL/C \$1,835</b> <b>D \$1,929</b> <b>E \$2,024</b> <b>F \$2,124</b> <b>G \$2,267</b> <b>H \$2,420</b> <b>I \$2,656</b> <b>J \$2,941</b> <b>L1 \$2,296</b> <b>L2 \$2,449</b>
Dimensions	D	W	H																												
Overall	26	26	47																												
Seat	19 ¼	19 ¼	22 ½																												
Arm			31 ⅞																												
Upholstery		Shipping																													
COM Ydg	2 ⅞	Ctn Wt	67																												
COL Sq Ft	39	Cu Ft	18																												
<b>Mid Back - Wood Crown</b> 	<b>PT5650S</b> <ul style="list-style-type: none"> <li>· solid maple crown</li> <li>· swivel tilt/fixed back</li> <li>· adjustable black urethane T arm</li> <li>· arm post matches base color</li> <li>· black polyurethane base</li> <li>· overall height range is 41 ½ - 47</li> <li>· seat height range is 17 ½ - 22 ½</li> <li>· arm height range is 25 ½ - 31</li> </ul>	<table> <tr> <th>Dimensions</th><th>D</th><th>W</th><th>H</th></tr> <tr> <td>Overall</td><td>26</td><td>26</td><td>47</td></tr> <tr> <td>Seat</td><td>19 ¼</td><td>19 ¼</td><td>22 ½</td></tr> <tr> <td>Arm</td><td></td><td></td><td>31</td></tr> <tr> <th colspan="2">Upholstery</th><th colspan="2">Shipping</th></tr> <tr> <td>COM Ydg</td><td>2 ⅞</td><td>Ctn Wt</td><td>68</td></tr> <tr> <td>COL Sq Ft</td><td>39</td><td>Cu Ft</td><td>18</td></tr> </table>	Dimensions	D	W	H	Overall	26	26	47	Seat	19 ¼	19 ¼	22 ½	Arm			31	Upholstery		Shipping		COM Ydg	2 ⅞	Ctn Wt	68	COL Sq Ft	39	Cu Ft	18	<b>COM \$1,778</b> <b>A \$1,800</b> <b>B \$1,843</b> <b>COL/C \$1,917</b> <b>D \$2,012</b> <b>E \$2,107</b> <b>F \$2,207</b> <b>G \$2,349</b> <b>H \$2,502</b> <b>I \$2,739</b> <b>J \$3,024</b> <b>L1 \$2,378</b> <b>L2 \$2,531</b>
Dimensions	D	W	H																												
Overall	26	26	47																												
Seat	19 ¼	19 ¼	22 ½																												
Arm			31																												
Upholstery		Shipping																													
COM Ydg	2 ⅞	Ctn Wt	68																												
COL Sq Ft	39	Cu Ft	18																												
<b>Management Mid Back</b> 	<b>PT5650T</b> <ul style="list-style-type: none"> <li>· solid maple crown</li> <li>· swivel tilt/fixed back</li> <li>· adjustable urethane T arm</li> <li>· polyurethane base</li> <li>· arm post matches base color</li> <li>· overall height range is 41 ½ - 47</li> <li>· seat height range is 17 ½ - 22 ½</li> <li>· arm height range is 25 ½ - 31</li> </ul>	<table> <tr> <th>Dimensions</th><th>D</th><th>W</th><th>H</th></tr> <tr> <td>Overall</td><td>26</td><td>26</td><td>47</td></tr> <tr> <td>Seat</td><td>19 ¼</td><td>19 ¼</td><td>22 ½</td></tr> <tr> <td>Arm</td><td></td><td></td><td>31</td></tr> <tr> <th colspan="2">Upholstery</th><th colspan="2">Shipping</th></tr> <tr> <td>COM Ydg</td><td>2 ⅞</td><td>Ctn Wt</td><td>68</td></tr> <tr> <td>COL Sq Ft</td><td>39</td><td>Cu Ft</td><td>18</td></tr> </table>	Dimensions	D	W	H	Overall	26	26	47	Seat	19 ¼	19 ¼	22 ½	Arm			31	Upholstery		Shipping		COM Ydg	2 ⅞	Ctn Wt	68	COL Sq Ft	39	Cu Ft	18	<b>COM \$1,778</b> <b>A \$1,800</b> <b>B \$1,843</b> <b>COL/C \$1,917</b> <b>D \$2,012</b> <b>E \$2,107</b> <b>F \$2,207</b> <b>G \$2,349</b> <b>H \$2,502</b> <b>I \$2,739</b> <b>J \$3,024</b> <b>L1 \$2,378</b> <b>L2 \$2,531</b>
Dimensions	D	W	H																												
Overall	26	26	47																												
Seat	19 ¼	19 ¼	22 ½																												
Arm			31																												
Upholstery		Shipping																													
COM Ydg	2 ⅞	Ctn Wt	68																												
COL Sq Ft	39	Cu Ft	18																												



GSA Contract SIN #33721

GSA Contract SIN #33721

Excluded from GSA Contract

Excluded from GSA Contract



Description	1 Model	Specifications	List Price Per Grade																												
<b>Mid Back - Wood Crown</b> 	<b>PT5650C</b> • solid maple crown • swivel tilt/fixed back • black urethane cantilever arm • black polyurethane base • overall height range is 41 ½ - 47 • seat height range is 17 ½ - 22 ½ • arm height range is 26 ½ - 31 ¾  GSA Contract SIN #33721	<table> <tr> <th>Dimensions</th><th>D</th><th>W</th><th>H</th></tr> <tr> <td>Overall</td><td>26</td><td>26</td><td>47</td></tr> <tr> <td>Seat</td><td>19 ¼</td><td>19 ¼</td><td>22 ½</td></tr> <tr> <td>Arm</td><td></td><td></td><td>31 ¾</td></tr> <tr> <th>Upholstery</th><th colspan="3">Shipping</th></tr> <tr> <td>COM Ydg</td><td>2 ⅞</td><td>Ctn Wt</td><td>67</td></tr> <tr> <td>COL Sq Ft</td><td>39</td><td>Cu Ft</td><td>18</td></tr> </table>	Dimensions	D	W	H	Overall	26	26	47	Seat	19 ¼	19 ¼	22 ½	Arm			31 ¾	Upholstery	Shipping			COM Ydg	2 ⅞	Ctn Wt	67	COL Sq Ft	39	Cu Ft	18	COM \$1,733 A \$1,756 B \$1,798 COL/C \$1,872 D \$1,966 E \$2,062 F \$2,163 G \$2,304 H \$2,457 I \$2,694 J \$2,979 L1 \$2,333 L2 \$2,486
Dimensions	D	W	H																												
Overall	26	26	47																												
Seat	19 ¼	19 ¼	22 ½																												
Arm			31 ¾																												
Upholstery	Shipping																														
COM Ydg	2 ⅞	Ctn Wt	67																												
COL Sq Ft	39	Cu Ft	18																												
<b>Management Mid Back</b> 	<b>PT5650U</b> • solid maple crown • swivel tilt/fixed back • fixed height upholstered arm • polyurethane base • overall height range is 41 ½ - 47 • seat height range is 17 ½ - 22 ½ • arm height range is 27 - 32 ½  GSA Contract SIN #33721	<table> <tr> <th>Dimensions</th><th>D</th><th>W</th><th>H</th></tr> <tr> <td>Overall</td><td>26</td><td>26</td><td>47</td></tr> <tr> <td>Seat</td><td>19 ¼</td><td>19 ¼</td><td>22 ½</td></tr> <tr> <td>Arm</td><td></td><td></td><td>32 ½</td></tr> <tr> <th>Upholstery</th><th colspan="3">Shipping</th></tr> <tr> <td>COM Ydg</td><td>3</td><td>Ctn Wt</td><td>67</td></tr> <tr> <td>COL Sq Ft</td><td>54</td><td>Cu Ft</td><td>18</td></tr> </table>	Dimensions	D	W	H	Overall	26	26	47	Seat	19 ¼	19 ¼	22 ½	Arm			32 ½	Upholstery	Shipping			COM Ydg	3	Ctn Wt	67	COL Sq Ft	54	Cu Ft	18	COM \$1,928 A \$1,958 B \$2,017 COL/C \$2,122 D \$2,257 E \$2,390 F \$2,532 G \$2,733 H \$2,946 I \$3,283 J \$3,686 L1 \$2,773 L2 \$2,989
Dimensions	D	W	H																												
Overall	26	26	47																												
Seat	19 ¼	19 ¼	22 ½																												
Arm			32 ½																												
Upholstery	Shipping																														
COM Ydg	3	Ctn Wt	67																												
COL Sq Ft	54	Cu Ft	18																												

### To Order, Specify:

- 1 Model Number
- 2 Wood Species - Maple (M)
- 3 Arm Wood Cap Finish
- 4 Fabric Selection - vendor, pattern and color
- 5 Optional Aluminum (A) or Wood Base (W)- add \$126 list
- 6 Optional Premium Polished Trim Grey Dual Wheel Soft Urethane Casters - add \$318
- 7 Optional Mid-Pivot Mechanism Upgrade - add \$126 list (swivel tilt models only)
- 8 Optional Seat Depth Slide - add \$38 list (synchro tilt models only)
- 9 Optional Conference Preset Height Cylinder - add \$27 list (swivel tilt chair models only)
- 10 Optional T Arm Wood Cap - add \$43 list (adjustable T arm models only)  
 Optional Aluminum Cantilever Arm - Black Cap - add \$112 list,  
 Grey Cap - add \$140 list  
 (cantilever arm models only)




### Specifications

- Wood species - Maple.
- Two piece molded plywood seat and back.
- Seat has 3 ½" high density polyurethane foam.
- Back has 2" to 1" tapered high density polyurethane foam with ¼" overlay.
- Swivel tilt models are standard with tilt, lock, pneumatic lift, tension adjustment.
- Synchro models are standard with synchronized independent seat and back recline, lock pneumatic lift, tensions adjustment, 6 positions, 2 ½" back height adjustment.
- Polyurethane base, glass reinforced nylon/5 prong/grip ring caster insertion.
- All models standard with 60 mm dual wheel non-hooded black nylon plastic casters.

When ordering Quickship products, place a "Q" in front of model number.  
 Example: QPT5600U

**NOW!**  
*Need it.*  
*JSI Quickship*





Description	1 Model	Specifications	List Price Per Grade																												
<b>High Back</b> 	<b>PT5605L</b> <ul style="list-style-type: none"> <li>· swivel tilt/fixed back</li> <li>· black urethane loop arm</li> <li>· black polyurethane base</li> <li>· overall height range is 46 1/2 - 52</li> <li>· seat height range is 17 1/2 - 22 1/2</li> <li>· arm height range is 26 5/8 - 31 7/8</li> </ul>	<table> <tr> <th>Dimensions</th><th>D</th><th>W</th><th>H</th></tr> <tr> <td>Overall</td><td>26</td><td>26</td><td>52</td></tr> <tr> <td>Seat</td><td>19 1/4</td><td>19 1/4</td><td>22 1/2</td></tr> <tr> <td>Arm</td><td></td><td></td><td>31 7/8</td></tr> <tr> <th>Upholstery</th><th colspan="3">Shipping</th></tr> <tr> <td>COM Ydg</td><td>2 1/2</td><td>Ctn Wt</td><td>67</td></tr> <tr> <td>COL Sq Ft</td><td>45</td><td>Cu Ft</td><td>18</td></tr> </table>	Dimensions	D	W	H	Overall	26	26	52	Seat	19 1/4	19 1/4	22 1/2	Arm			31 7/8	Upholstery	Shipping			COM Ydg	2 1/2	Ctn Wt	67	COL Sq Ft	45	Cu Ft	18	<b>COM \$1,622</b> <b>A \$1,647</b> <b>B \$1,697</b> <b>COL/C \$1,784</b> <b>D \$1,896</b> <b>E \$2,007</b> <b>F \$2,124</b> <b>G \$2,294</b> <b>H \$2,472</b> <b>I \$2,752</b> <b>J \$3,087</b> <b>L1 \$2,328</b> <b>L2 \$2,505</b>
Dimensions	D	W	H																												
Overall	26	26	52																												
Seat	19 1/4	19 1/4	22 1/2																												
Arm			31 7/8																												
Upholstery	Shipping																														
COM Ydg	2 1/2	Ctn Wt	67																												
COL Sq Ft	45	Cu Ft	18																												
<b>High Back</b> 	<b>PT5605S</b> <ul style="list-style-type: none"> <li>· swivel tilt/fixed back</li> <li>· adjustable black urethane T arm</li> <li>· arm post matches base color</li> <li>· black polyurethane base</li> <li>· overall height range is 46 1/2 - 52</li> <li>· seat height range is 17 1/2 - 22 1/2</li> <li>· arm height range is 25 1/2 - 31</li> </ul>	<table> <tr> <th>Dimensions</th><th>D</th><th>W</th><th>H</th></tr> <tr> <td>Overall</td><td>26</td><td>26</td><td>52</td></tr> <tr> <td>Seat</td><td>19 1/4</td><td>19 1/4</td><td>22 1/2</td></tr> <tr> <td>Arm</td><td></td><td></td><td>31</td></tr> <tr> <th>Upholstery</th><th colspan="3">Shipping</th></tr> <tr> <td>COM Ydg</td><td>2 1/2</td><td>Ctn Wt</td><td>68</td></tr> <tr> <td>COL Sq Ft</td><td>45</td><td>Cu Ft</td><td>18</td></tr> </table>	Dimensions	D	W	H	Overall	26	26	52	Seat	19 1/4	19 1/4	22 1/2	Arm			31	Upholstery	Shipping			COM Ydg	2 1/2	Ctn Wt	68	COL Sq Ft	45	Cu Ft	18	<b>COM \$1,703</b> <b>A \$1,729</b> <b>B \$1,780</b> <b>COL/C \$1,866</b> <b>D \$1,979</b> <b>E \$2,088</b> <b>F \$2,207</b> <b>G \$2,375</b> <b>H \$2,554</b> <b>I \$2,835</b> <b>J \$3,169</b> <b>L1 \$2,410</b> <b>L2 \$2,588</b>
Dimensions	D	W	H																												
Overall	26	26	52																												
Seat	19 1/4	19 1/4	22 1/2																												
Arm			31																												
Upholstery	Shipping																														
COM Ydg	2 1/2	Ctn Wt	68																												
COL Sq Ft	45	Cu Ft	18																												
<b>Executive High Back</b> 	<b>PT5605T</b> <ul style="list-style-type: none"> <li>· swivel tilt/fixed back</li> <li>· adjustable urethane T arm</li> <li>· polyurethane base</li> <li>· arm post matches base color</li> <li>· overall height range is 46 1/2 - 52</li> <li>· seat height range is 17 1/2 - 22 1/2</li> <li>· arm height range is 25 1/2 - 31</li> </ul>	<table> <tr> <th>Dimensions</th><th>D</th><th>W</th><th>H</th></tr> <tr> <td>Overall</td><td>26</td><td>26</td><td>52</td></tr> <tr> <td>Seat</td><td>19 1/4</td><td>19 1/4</td><td>22 1/2</td></tr> <tr> <td>Arm</td><td></td><td></td><td>31</td></tr> <tr> <th>Upholstery</th><th colspan="3">Shipping</th></tr> <tr> <td>COM Ydg</td><td>2 1/2</td><td>Ctn Wt</td><td>68</td></tr> <tr> <td>COL Sq Ft</td><td>45</td><td>Cu Ft</td><td>18</td></tr> </table>	Dimensions	D	W	H	Overall	26	26	52	Seat	19 1/4	19 1/4	22 1/2	Arm			31	Upholstery	Shipping			COM Ydg	2 1/2	Ctn Wt	68	COL Sq Ft	45	Cu Ft	18	<b>COM \$1,703</b> <b>A \$1,729</b> <b>B \$1,780</b> <b>COL/C \$1,866</b> <b>D \$1,979</b> <b>E \$2,088</b> <b>F \$2,207</b> <b>G \$2,375</b> <b>H \$2,554</b> <b>I \$2,835</b> <b>J \$3,169</b> <b>L1 \$2,410</b> <b>L2 \$2,588</b>
Dimensions	D	W	H																												
Overall	26	26	52																												
Seat	19 1/4	19 1/4	22 1/2																												
Arm			31																												
Upholstery	Shipping																														
COM Ydg	2 1/2	Ctn Wt	68																												
COL Sq Ft	45	Cu Ft	18																												

GSA Contract SIN #33721

Excluded from GSA Contract

Excluded from GSA Contract

Description	1 Model	Specifications	List Price Per Grade																												
<b>High Back</b> 	<b>PT5605C</b> <ul style="list-style-type: none"> <li>• swivel tilt/fixed back</li> <li>• black urethane cantilever arm</li> <li>• black polyurethane base</li> <li>• overall height range is 46 ½ - 52</li> <li>• seat height range is 17 ½ - 22 ½</li> <li>• arm height range is 26 ½ - 31 ¾</li> </ul> <hr/> GSA Contract SIN #33721	<table> <tr> <th>Dimensions</th><th>D</th><th>W</th><th>H</th></tr> <tr> <td>Overall</td><td>26</td><td>26</td><td>52</td></tr> <tr> <td>Seat</td><td>19 ¼</td><td>19 ¼</td><td>22 ½</td></tr> <tr> <td>Arm</td><td></td><td></td><td>31 ¾</td></tr> <tr> <th>Upholstery</th><th colspan="3">Shipping</th></tr> <tr> <td>COM Ydg</td><td>2 ½</td><td>Ctn Wt</td><td>67</td></tr> <tr> <td>COL Sq Ft</td><td>45</td><td>Cu Ft</td><td>18</td></tr> </table>	Dimensions	D	W	H	Overall	26	26	52	Seat	19 ¼	19 ¼	22 ½	Arm			31 ¾	Upholstery	Shipping			COM Ydg	2 ½	Ctn Wt	67	COL Sq Ft	45	Cu Ft	18	COM \$1,659 A \$1,685 B \$1,735 COL/C \$1,821 D \$1,933 E \$2,045 F \$2,163 G \$2,331 H \$2,510 I \$2,789 J \$3,125 L1 \$2,365 L2 \$2,543
Dimensions	D	W	H																												
Overall	26	26	52																												
Seat	19 ¼	19 ¼	22 ½																												
Arm			31 ¾																												
Upholstery	Shipping																														
COM Ydg	2 ½	Ctn Wt	67																												
COL Sq Ft	45	Cu Ft	18																												
<b>Executive High Back</b> 	<b>PT5605U</b> <ul style="list-style-type: none"> <li>• swivel tilt/fixed back</li> <li>• upholstered arm</li> <li>• polyurethane base</li> <li>• overall height range is 46 ½ - 52</li> <li>• seat height range is 17 ½ - 22 ½</li> <li>• arm height range is 27 - 32 ½</li> </ul> <hr/> GSA Contract SIN #33721	<table> <tr> <th>Dimensions</th><th>D</th><th>W</th><th>H</th></tr> <tr> <td>Overall</td><td>26</td><td>26</td><td>52</td></tr> <tr> <td>Seat</td><td>19 ¼</td><td>19 ¼</td><td>22 ½</td></tr> <tr> <td>Arm</td><td></td><td></td><td>32 ½</td></tr> <tr> <th>Upholstery</th><th colspan="3">Shipping</th></tr> <tr> <td>COM Ydg</td><td>3 ¼</td><td>Ctn Wt</td><td>67</td></tr> <tr> <td>COL Sq Ft</td><td>59</td><td>Cu Ft</td><td>18</td></tr> </table>	Dimensions	D	W	H	Overall	26	26	52	Seat	19 ¼	19 ¼	22 ½	Arm			32 ½	Upholstery	Shipping			COM Ydg	3 ¼	Ctn Wt	67	COL Sq Ft	59	Cu Ft	18	COM \$1,859 A \$1,893 B \$1,957 COL/C \$2,071 D \$2,215 E \$2,360 F \$2,513 G \$2,732 H \$2,964 I \$3,328 J \$3,763 L1 \$2,775 L2 \$3,007
Dimensions	D	W	H																												
Overall	26	26	52																												
Seat	19 ¼	19 ¼	22 ½																												
Arm			32 ½																												
Upholstery	Shipping																														
COM Ydg	3 ¼	Ctn Wt	67																												
COL Sq Ft	59	Cu Ft	18																												

### To Order, Specify:




- 1 Model Number
- 2 Wood Species - Maple (M)
- 3 Arm Wood Cap Finish
- 4 Fabric Selection - vendor, pattern and color
- 5 Optional Aluminum (A) or Wood Base (W)- add \$126 list
- 6 Optional Premium Polished Trim Grey Dual Wheel Soft Urethane Casters - add \$318
- 7 Optional Mid-Pivot Mechanism Upgrade - add \$126 list (swivel tilt models only)
- 8 Optional Seat Depth Slide - add \$38 list (synchro tilt models only)
- 9 Optional Conference Preset Height Cylinder - add \$27 list (swivel tilt chair models only)
- 10 Optional T Arm Wood Cap - add \$43 list (adjustable T arm models only)  
Optional Aluminum Cantilever Arm - Black Cap - add \$112 list,  
Grey Cap - add \$140 list (cantilever arm models only)



### Specifications

- Wood species - Maple.
- Two piece molded plywood seat and back.
- Seat has 3 ½" high density polyurethane foam.
- Back has 2" to 1" tapered high density polyurethane foam with ¼" overlay.
- Swivel tilt models are standard with tilt, lock, pneumatic lift, tension adjustment.
- Synchro models are standard with synchronized independent seat and back recline, lock pneumatic lift, tensions adjustment, 6 positions, 2 ½" back height adjustment.
- Polyurethane base, glass reinforced nylon/5 prong/grip ring caster insertion.
- All models standard with 60 mm dual wheel non-hooded black nylon plastic casters.

When ordering Quickship products, place a "Q" in front of model number.  
Example: QPT5600U

**NOW!**  
Need it.  
JSI Quickship

Description	1 Model	Specifications	List Price Per Grade																												
<b>High Back - Wood Crown</b> 	<b>PT5655L</b> <ul style="list-style-type: none"> <li>· solid maple crown</li> <li>· swivel tilt/fixed back</li> <li>· black urethane loop arm</li> <li>· black polyurethane base</li> <li>· overall height range is 46 ½ - 52</li> <li>· seat height range is 17 ½ - 22 ½</li> <li>· arm height range is 26 ¾ - 31 ¾</li> </ul>	<table> <tr> <th>Dimensions</th><th>D</th><th>W</th><th>H</th></tr> <tr> <td>Overall</td><td>26</td><td>26</td><td>52</td></tr> <tr> <td>Seat</td><td>19 ¼</td><td>19 ¼</td><td>22 ½</td></tr> <tr> <td>Arm</td><td></td><td></td><td>31 ¾</td></tr> <tr> <th>Upholstery</th><th colspan="3">Shipping</th></tr> <tr> <td>COM Ydg</td><td>2 ½</td><td>Ctn Wt</td><td>68</td></tr> <tr> <td>COL Sq Ft</td><td>45</td><td>Cu Ft</td><td>18</td></tr> </table>	Dimensions	D	W	H	Overall	26	26	52	Seat	19 ¼	19 ¼	22 ½	Arm			31 ¾	Upholstery	Shipping			COM Ydg	2 ½	Ctn Wt	68	COL Sq Ft	45	Cu Ft	18	<b>COM \$1,791</b> <b>A \$1,816</b> <b>B \$1,868</b> <b>COL/C \$1,954</b> <b>D \$2,066</b> <b>E \$2,177</b> <b>F \$2,295</b> <b>G \$2,462</b> <b>H \$2,642</b> <b>I \$2,922</b> <b>J \$3,256</b> <b>L1 \$2,497</b> <b>L2 \$2,675</b>
Dimensions	D	W	H																												
Overall	26	26	52																												
Seat	19 ¼	19 ¼	22 ½																												
Arm			31 ¾																												
Upholstery	Shipping																														
COM Ydg	2 ½	Ctn Wt	68																												
COL Sq Ft	45	Cu Ft	18																												
	GSA Contract SIN #33721																														
<b>High Back - Wood Crown</b> 	<b>PT5655S</b> <ul style="list-style-type: none"> <li>· solid maple crown</li> <li>· swivel tilt/fixed back</li> <li>· adjustable black urethane T arm</li> <li>· arm post matches base color</li> <li>· black polyurethane base</li> <li>· overall height range is 46 ½ - 52</li> <li>· seat height range is 17 ½ - 22 ½</li> <li>· arm height range is 25 ½ - 31</li> </ul>	<table> <tr> <th>Dimensions</th><th>D</th><th>W</th><th>H</th></tr> <tr> <td>Overall</td><td>26</td><td>26</td><td>52</td></tr> <tr> <td>Seat</td><td>19 ¼</td><td>19 ¼</td><td>22 ½</td></tr> <tr> <td>Arm</td><td></td><td></td><td>31</td></tr> <tr> <th>Upholstery</th><th colspan="3">Shipping</th></tr> <tr> <td>COM Ydg</td><td>2 ½</td><td>Ctn Wt</td><td>69</td></tr> <tr> <td>COL Sq Ft</td><td>45</td><td>Cu Ft</td><td>18</td></tr> </table>	Dimensions	D	W	H	Overall	26	26	52	Seat	19 ¼	19 ¼	22 ½	Arm			31	Upholstery	Shipping			COM Ydg	2 ½	Ctn Wt	69	COL Sq Ft	45	Cu Ft	18	<b>COM \$1,874</b> <b>A \$1,898</b> <b>B \$1,951</b> <b>COL/C \$2,036</b> <b>D \$2,148</b> <b>E \$2,259</b> <b>F \$2,377</b> <b>G \$2,544</b> <b>H \$2,724</b> <b>I \$3,002</b> <b>J \$3,338</b> <b>L1 \$2,579</b> <b>L2 \$2,757</b>
Dimensions	D	W	H																												
Overall	26	26	52																												
Seat	19 ¼	19 ¼	22 ½																												
Arm			31																												
Upholstery	Shipping																														
COM Ydg	2 ½	Ctn Wt	69																												
COL Sq Ft	45	Cu Ft	18																												
	Excluded from GSA Contract																														
<b>Executive High Back</b> 	<b>PT5655T</b> <ul style="list-style-type: none"> <li>· solid maple crown</li> <li>· swivel tilt/fixed back</li> <li>· adjustable urethane T arm</li> <li>· polyurethane base</li> <li>· arm post matches base color</li> <li>· overall height range is 46 ½ - 52</li> <li>· seat height range is 17 ½ - 22 ½</li> <li>· arm height range is 25 ½ - 31</li> </ul>	<table> <tr> <th>Dimensions</th><th>D</th><th>W</th><th>H</th></tr> <tr> <td>Overall</td><td>26</td><td>26</td><td>52</td></tr> <tr> <td>Seat</td><td>19 ¼</td><td>19 ¼</td><td>22 ½</td></tr> <tr> <td>Arm</td><td></td><td></td><td>31</td></tr> <tr> <th>Upholstery</th><th colspan="3">Shipping</th></tr> <tr> <td>COM Ydg</td><td>2 ½</td><td>Ctn Wt</td><td>69</td></tr> <tr> <td>COL Sq Ft</td><td>45</td><td>Cu Ft</td><td>18</td></tr> </table>	Dimensions	D	W	H	Overall	26	26	52	Seat	19 ¼	19 ¼	22 ½	Arm			31	Upholstery	Shipping			COM Ydg	2 ½	Ctn Wt	69	COL Sq Ft	45	Cu Ft	18	<b>COM \$1,874</b> <b>A \$1,898</b> <b>B \$1,951</b> <b>COL/C \$2,036</b> <b>D \$2,148</b> <b>E \$2,259</b> <b>F \$2,377</b> <b>G \$2,544</b> <b>H \$2,724</b> <b>I \$3,002</b> <b>J \$3,338</b> <b>L1 \$2,579</b> <b>L2 \$2,757</b>
Dimensions	D	W	H																												
Overall	26	26	52																												
Seat	19 ¼	19 ¼	22 ½																												
Arm			31																												
Upholstery	Shipping																														
COM Ydg	2 ½	Ctn Wt	69																												
COL Sq Ft	45	Cu Ft	18																												
	Excluded from GSA Contract																														

Description	1 Model	Specifications	List Price Per Grade																												
<b>High Back - Wood Crown</b> 	<b>PT5655C</b> <ul style="list-style-type: none"> <li>• solid maple crown</li> <li>• swivel tilt/fixed back</li> <li>• black urethane cantilever arm</li> <li>• black polyurethane base</li> <li>• overall height range is 46 ½ - 52</li> <li>• seat height range is 17 ½ - 22 ½</li> <li>• arm height range is 26 ½ - 31 ¾</li> </ul> <hr/> GSA Contract SIN #33721	<table> <tr> <th>Dimensions</th><th>D</th><th>W</th><th>H</th></tr> <tr> <td>Overall</td><td>26</td><td>26</td><td>52</td></tr> <tr> <td>Seat</td><td>19 ¼</td><td>19 ¼</td><td>22 ½</td></tr> <tr> <td>Arm</td><td></td><td></td><td>31 ¾</td></tr> <tr> <th>Upholstery</th><th colspan="3">Shipping</th></tr> <tr> <td>COM Ydg</td><td>2 ½</td><td>Ctn Wt</td><td>68</td></tr> <tr> <td>COL Sq Ft</td><td>45</td><td>Cu Ft</td><td>18</td></tr> </table>	Dimensions	D	W	H	Overall	26	26	52	Seat	19 ¼	19 ¼	22 ½	Arm			31 ¾	Upholstery	Shipping			COM Ydg	2 ½	Ctn Wt	68	COL Sq Ft	45	Cu Ft	18	COM \$1,829 A \$1,853 B \$1,906 COL/C \$1,991 D \$2,104 E \$2,214 F \$2,332 G \$2,500 H \$2,680 I \$2,959 J \$3,294 L1 \$2,534 L2 \$2,713
Dimensions	D	W	H																												
Overall	26	26	52																												
Seat	19 ¼	19 ¼	22 ½																												
Arm			31 ¾																												
Upholstery	Shipping																														
COM Ydg	2 ½	Ctn Wt	68																												
COL Sq Ft	45	Cu Ft	18																												
<b>Executive High Back</b> 	<b>PT5655U</b> <ul style="list-style-type: none"> <li>• solid maple crown</li> <li>• swivel tilt/fixed back</li> <li>• fixed height upholstered arm</li> <li>• polyurethane base</li> <li>• overall height range is 46 ½ - 52</li> <li>• seat height range is 17 ½ - 22 ½</li> <li>• arm height range is 27 - 32 ½</li> </ul> <hr/> GSA Contract SIN #33721	<table> <tr> <th>Dimensions</th><th>D</th><th>W</th><th>H</th></tr> <tr> <td>Overall</td><td>26</td><td>26</td><td>52</td></tr> <tr> <td>Seat</td><td>19 ¼</td><td>19 ¼</td><td>22 ½</td></tr> <tr> <td>Arm</td><td></td><td></td><td>32 ½</td></tr> <tr> <th>Upholstery</th><th colspan="3">Shipping</th></tr> <tr> <td>COM Ydg</td><td>3 ¼</td><td>Ctn Wt</td><td>68</td></tr> <tr> <td>COL Sq Ft</td><td>59</td><td>Cu Ft</td><td>18</td></tr> </table>	Dimensions	D	W	H	Overall	26	26	52	Seat	19 ¼	19 ¼	22 ½	Arm			32 ½	Upholstery	Shipping			COM Ydg	3 ¼	Ctn Wt	68	COL Sq Ft	59	Cu Ft	18	COM \$2,030 A \$2,065 B \$2,128 COL/C \$2,241 D \$2,387 E \$2,532 F \$2,685 G \$2,904 H \$3,136 I \$3,500 J \$3,936 L1 \$2,946 L2 \$3,180
Dimensions	D	W	H																												
Overall	26	26	52																												
Seat	19 ¼	19 ¼	22 ½																												
Arm			32 ½																												
Upholstery	Shipping																														
COM Ydg	3 ¼	Ctn Wt	68																												
COL Sq Ft	59	Cu Ft	18																												

### To Order, Specify:





- 1 Model Number
- 2 Wood Species - Maple (M)
- 3 Arm Wood Cap Finish
- 4 Fabric Selection - vendor, pattern and color
- 5 Optional Aluminum (A) or Wood Base (W)- add \$126 list
- 6 Optional Premium Polished Trim Grey Dual Wheel Soft Urethane Casters - add \$318
- 7 Optional Mid-Pivot Mechanism Upgrade - add \$126 list (swivel tilt models only)
- 8 Optional Seat Depth Slide - add \$38 list (synchro tilt models only)
- 9 Optional Conference Preset Height Cylinder - add \$27 list (swivel tilt chair models only)
- 10 Optional T Arm Wood Cap - add \$43 list (adjustable T arm models only)  
Optional Aluminum Cantilever Arm - Black Cap - add \$112 list,  
Grey Cap - add \$140 list (cantilever arm models only)



### Specifications

- Wood species - Maple.
- Two piece molded plywood seat and back.
- Seat has 3 ½" high density polyurethane foam.
- Back has 2" to 1" tapered high density polyurethane foam with ¼" overlay.
- Swivel tilt models are standard with tilt, lock, pneumatic lift, tension adjustment.
- Synchro models are standard with synchronized independent seat and back recline, lock pneumatic lift, tensions adjustment, 6 positions, 2 ½" back height adjustment.
- Polyurethane base, glass reinforced nylon/5 prong/grip ring caster insertion.
- All models standard with 60 mm dual wheel non-hooded black nylon plastic casters.

When ordering Quickship products, place a "Q" in front of model number.  
Example: QPT5600U

**NOW!**  
Need it.  
JSI Quickship

Description	1 Model	Specifications	List Price Per Grade																												
<b>Management Mid Back</b> 	<b>PT5610</b> <ul style="list-style-type: none"> <li>· synchro/adjustable height back</li> <li>· armless</li> <li>· polyurethane base</li> <li>· overall height range is 41 ½ - 47</li> <li>· seat height range is 18 ½ - 23 ½</li> </ul> GSA Contract SIN #33721	<table> <tr> <th>Dimensions</th><th>D</th><th>W</th><th>H</th></tr> <tr> <td>Overall</td><td>26</td><td>26</td><td>47</td></tr> <tr> <td>Seat</td><td>19 ¼</td><td>19 ¼</td><td>23 ½</td></tr> <tr> <th>Upholstery</th><th colspan="3">Shipping</th></tr> <tr> <td>COM Ydg</td><td>2 ¼</td><td>Ctn Wt</td><td>58</td></tr> <tr> <td>COL Sq Ft</td><td>41</td><td>Cu Ft</td><td>18</td></tr> </table>	Dimensions	D	W	H	Overall	26	26	47	Seat	19 ¼	19 ¼	23 ½	Upholstery	Shipping			COM Ydg	2 ¼	Ctn Wt	58	COL Sq Ft	41	Cu Ft	18	COM \$1,495 A \$1,514 B \$1,560 COL/C \$1,639 D \$1,739 E \$1,840 F \$1,945 G \$2,097 H \$2,258 I \$2,510 J \$2,811 L1 \$2,126 L2 \$2,288				
Dimensions	D	W	H																												
Overall	26	26	47																												
Seat	19 ¼	19 ¼	23 ½																												
Upholstery	Shipping																														
COM Ydg	2 ¼	Ctn Wt	58																												
COL Sq Ft	41	Cu Ft	18																												
<b>Mid Back</b> 	<b>PT5610L</b> <ul style="list-style-type: none"> <li>· synchro tilt/adjustable height back</li> <li>· black urethane loop arms</li> <li>· black polyurethane base</li> <li>· overall height range is 41 ½ - 47</li> <li>· seat height range is 18 ½ - 23 ½</li> <li>· arm height range is 27 ¾ - 32 ¾</li> </ul> GSA Contract SIN #33721	<table> <tr> <th>Dimensions</th><th>D</th><th>W</th><th>H</th></tr> <tr> <td>Overall</td><td>26</td><td>26</td><td>47</td></tr> <tr> <td>Seat</td><td>19 ¼</td><td>19 ¼</td><td>23 ½</td></tr> <tr> <td>Arm</td><td></td><td></td><td>32 ¾</td></tr> <tr> <th>Upholstery</th><th colspan="3">Shipping</th></tr> <tr> <td>COM Ydg</td><td>2 ¼</td><td>Ctn Wt</td><td>64</td></tr> <tr> <td>COL Sq Ft</td><td>41</td><td>Cu Ft</td><td>18</td></tr> </table>	Dimensions	D	W	H	Overall	26	26	47	Seat	19 ¼	19 ¼	23 ½	Arm			32 ¾	Upholstery	Shipping			COM Ydg	2 ¼	Ctn Wt	64	COL Sq Ft	41	Cu Ft	18	COM \$1,646 A \$1,668 B \$1,713 COL/C \$1,792 D \$1,893 E \$1,993 F \$2,101 G \$2,249 H \$2,411 I \$2,663 J \$2,964 L1 \$2,279 L2 \$2,441
Dimensions	D	W	H																												
Overall	26	26	47																												
Seat	19 ¼	19 ¼	23 ½																												
Arm			32 ¾																												
Upholstery	Shipping																														
COM Ydg	2 ¼	Ctn Wt	64																												
COL Sq Ft	41	Cu Ft	18																												
<b>Mid Back</b> 	<b>PT5610S</b> <ul style="list-style-type: none"> <li>· synchro tilt/adjustable height back</li> <li>· adjustable black urethane T arm</li> <li>· arm post matches base color</li> <li>· black polyurethane base</li> <li>· overall height range is 41 ½ - 47</li> <li>· seat height range is 18 ½ - 23 ½</li> <li>· arm height range is 26 ½ - 32</li> </ul> Excluded from GSA Contract	<table> <tr> <th>Dimensions</th><th>D</th><th>W</th><th>H</th></tr> <tr> <td>Overall</td><td>26</td><td>26</td><td>47</td></tr> <tr> <td>Seat</td><td>19 ¼</td><td>19 ¼</td><td>23 ½</td></tr> <tr> <td>Arm</td><td></td><td></td><td>32</td></tr> <tr> <th>Upholstery</th><th colspan="3">Shipping</th></tr> <tr> <td>COM Ydg</td><td>2 ¼</td><td>Ctn Wt</td><td>65</td></tr> <tr> <td>COL Sq Ft</td><td>41</td><td>Cu Ft</td><td>18</td></tr> </table>	Dimensions	D	W	H	Overall	26	26	47	Seat	19 ¼	19 ¼	23 ½	Arm			32	Upholstery	Shipping			COM Ydg	2 ¼	Ctn Wt	65	COL Sq Ft	41	Cu Ft	18	COM \$1,728 A \$1,751 B \$1,796 COL/C \$1,875 D \$1,974 E \$2,076 F \$2,182 G \$2,332 H \$2,493 I \$2,745 J \$3,046 L1 \$2,362 L2 \$2,523
Dimensions	D	W	H																												
Overall	26	26	47																												
Seat	19 ¼	19 ¼	23 ½																												
Arm			32																												
Upholstery	Shipping																														
COM Ydg	2 ¼	Ctn Wt	65																												
COL Sq Ft	41	Cu Ft	18																												
<b>Management Mid Back</b> 	<b>PT5610T</b> <ul style="list-style-type: none"> <li>· synchro/adjustable height back</li> <li>· adjustable urethane T arm</li> <li>· polyurethane base</li> <li>· arm post matches base color</li> <li>· overall height range is 41 ½ - 47</li> <li>· seat height range is 18 ½ - 23 ½</li> <li>· arm height range is 25 ½ - 31</li> </ul> Excluded from GSA Contract	<table> <tr> <th>Dimensions</th><th>D</th><th>W</th><th>H</th></tr> <tr> <td>Overall</td><td>26</td><td>26</td><td>47</td></tr> <tr> <td>Seat</td><td>19 ¼</td><td>19 ¼</td><td>23 ½</td></tr> <tr> <td>Arm</td><td></td><td></td><td>31</td></tr> <tr> <th>Upholstery</th><th colspan="3">Shipping</th></tr> <tr> <td>COM Ydg</td><td>2 ¼</td><td>Ctn Wt</td><td>65</td></tr> <tr> <td>COL Sq Ft</td><td>41</td><td>Cu Ft</td><td>18</td></tr> </table>	Dimensions	D	W	H	Overall	26	26	47	Seat	19 ¼	19 ¼	23 ½	Arm			31	Upholstery	Shipping			COM Ydg	2 ¼	Ctn Wt	65	COL Sq Ft	41	Cu Ft	18	COM \$1,728 A \$1,751 B \$1,796 COL/C \$1,875 D \$1,974 E \$2,076 F \$2,182 G \$2,332 H \$2,493 I \$2,745 J \$3,046 L1 \$2,362 L2 \$2,523
Dimensions	D	W	H																												
Overall	26	26	47																												
Seat	19 ¼	19 ¼	23 ½																												
Arm			31																												
Upholstery	Shipping																														
COM Ydg	2 ¼	Ctn Wt	65																												
COL Sq Ft	41	Cu Ft	18																												

Description	1 Model	Specifications	List Price Per Grade																												
<b>Mid Back</b> 	<b>PT5610C</b> • synchro tilt/adjustable height back • black urethane cantilever arm • black polyurethane base • overall height range is 41 ½ - 47 • seat height range is 18 ½ - 23 ½ • arm height range is 27 ½ - 32 ¾  GSA Contract SIN #33721	<table> <tr> <th>Dimensions</th><th>D</th><th>W</th><th>H</th></tr> <tr> <td>Overall</td><td>26</td><td>26</td><td>47</td></tr> <tr> <td>Seat</td><td>19 ¼</td><td>19 ¼</td><td>23 ½</td></tr> <tr> <td>Arm</td><td></td><td></td><td>32 ¾</td></tr> <tr> <th>Upholstery</th><th colspan="3">Shipping</th></tr> <tr> <td>COM Ydg</td><td>2 ¼</td><td>Ctn Wt</td><td>64</td></tr> <tr> <td>COL Sq Ft</td><td>41</td><td>Cu Ft</td><td>18</td></tr> </table>	Dimensions	D	W	H	Overall	26	26	47	Seat	19 ¼	19 ¼	23 ½	Arm			32 ¾	Upholstery	Shipping			COM Ydg	2 ¼	Ctn Wt	64	COL Sq Ft	41	Cu Ft	18	COM \$1,684 A \$1,706 B \$1,752 COL/C \$1,830 D \$1,930 E \$2,030 F \$2,138 G \$2,288 H \$2,449 I \$2,701 J \$3,001 L1 \$2,318 L2 \$2,479
Dimensions	D	W	H																												
Overall	26	26	47																												
Seat	19 ¼	19 ¼	23 ½																												
Arm			32 ¾																												
Upholstery	Shipping																														
COM Ydg	2 ¼	Ctn Wt	64																												
COL Sq Ft	41	Cu Ft	18																												
<b>Management Mid Back</b> 	<b>PT5610U</b> • synchro/adjustable height back • fixed height upholstered arm • polyurethane base • overall height range is 41 ½ - 47 • seat height range is 18 ½ - 23 ½ • arm height range is 28 - 33 ½  GSA Contract SIN #33721	<table> <tr> <th>Dimensions</th><th>D</th><th>W</th><th>H</th></tr> <tr> <td>Overall</td><td>26</td><td>26</td><td>47</td></tr> <tr> <td>Seat</td><td>19 ¼</td><td>19 ¼</td><td>23 ½</td></tr> <tr> <td>Arm</td><td></td><td></td><td>33 ½</td></tr> <tr> <th>Upholstery</th><th colspan="3">Shipping</th></tr> <tr> <td>COM Ydg</td><td>3 ⅝</td><td>Ctn Wt</td><td>64</td></tr> <tr> <td>COL Sq Ft</td><td>57</td><td>Cu Ft</td><td>18</td></tr> </table>	Dimensions	D	W	H	Overall	26	26	47	Seat	19 ¼	19 ¼	23 ½	Arm			33 ½	Upholstery	Shipping			COM Ydg	3 ⅝	Ctn Wt	64	COL Sq Ft	57	Cu Ft	18	COM \$1,879 A \$1,910 B \$1,971 COL/C \$2,081 D \$2,220 E \$2,360 F \$2,507 G \$2,718 H \$2,941 I \$3,290 J \$3,709 L1 \$2,759 L2 \$2,985
Dimensions	D	W	H																												
Overall	26	26	47																												
Seat	19 ¼	19 ¼	23 ½																												
Arm			33 ½																												
Upholstery	Shipping																														
COM Ydg	3 ⅝	Ctn Wt	64																												
COL Sq Ft	57	Cu Ft	18																												

**To Order, Specify:**





- 1 Model Number
- 2 Wood Species - Maple (M)
- 3 Arm Wood Cap Finish
- 4 Fabric Selection - vendor, pattern and color
- 5 Optional Aluminum (A) or Wood Base (W)- add \$126 list
- 6 Optional Premium Polished Trim Grey Dual Wheel Soft Urethane Casters - add \$318
- 7 Optional Mid-Pivot Mechanism Upgrade - add \$126 list (swivel tilt models only)
- 8 Optional Seat Depth Slide - add \$38 list (synchro tilt models only)
- 9 Optional Conference Preset Height Cylinder - add \$27 list (swivel tilt chair models only)
- 10 Optional T Arm Wood Cap - add \$43 list (adjustable T arm models only)  
 Optional Aluminum Cantilever Arm - Black Cap - add \$112 list,  
 Grey Cap - add \$140 list  
 (cantilever arm models only)

**Specifications**



- Wood species - Maple.
- Two piece molded plywood seat and back.
- Seat has 3 ½" high density polyurethane foam.
- Back has 2" to 1" tapered high density polyurethane foam with ¼" overlay.
- Swivel tilt models are standard with tilt, lock, pneumatic lift, tension adjustment.
- Synchro models are standard with synchronized independent seat and back recline, lock pneumatic lift, tensions adjustment, 6 positions, 2 ½" back height adjustment.
- Polyurethane base, glass reinforced nylon/5 prong/grip ring caster insertion.
- All models standard with 60 mm dual wheel non-hooded black nylon plastic casters.

When ordering Quickship products, place a "Q" in front of model number.  
 Example: QPT5600U

**NOW!**  
*Need it.*  
 JSI Quickship

Description	1 Model	Specifications	List Price Per Grade																												
<b>Management Mid Back</b> 	<b>PT5660</b> <ul style="list-style-type: none"> <li>· solid maple crown</li> <li>· synchro/adjustable height back</li> <li>· armless</li> <li>· polyurethane base</li> <li>· overall height range is 41 ½ - 47</li> <li>· seat height range is 18 ½ - 23 ½</li> </ul>	<table> <tr> <th>Dimensions</th><th>D</th><th>W</th><th>H</th></tr> <tr> <td>Overall</td><td>26</td><td>26</td><td>47</td></tr> <tr> <td>Seat</td><td>19 ¼</td><td>19 ¼</td><td>23 ½</td></tr> <tr> <th colspan="2">Upholstery</th><th colspan="2">Shipping</th></tr> <tr> <td>COM Ydg</td><td>2 ⅞</td><td>Ctn Wt</td><td>59</td></tr> <tr> <td>COL Sq Ft</td><td>39</td><td>Cu Ft</td><td>18</td></tr> </table>	Dimensions	D	W	H	Overall	26	26	47	Seat	19 ¼	19 ¼	23 ½	Upholstery		Shipping		COM Ydg	2 ⅞	Ctn Wt	59	COL Sq Ft	39	Cu Ft	18	COM \$1,654 A \$1,675 B \$1,717 COL/C \$1,791 D \$1,887 E \$1,982 F \$2,082 G \$2,225 H \$2,377 I \$2,614 J \$2,899 L1 \$2,253 L2 \$2,407				
Dimensions	D	W	H																												
Overall	26	26	47																												
Seat	19 ¼	19 ¼	23 ½																												
Upholstery		Shipping																													
COM Ydg	2 ⅞	Ctn Wt	59																												
COL Sq Ft	39	Cu Ft	18																												
	GSA Contract SIN #33721																														
<b>Mid Back - Wood Crown</b> 	<b>PT5660L</b> <ul style="list-style-type: none"> <li>· solid maple crown</li> <li>· synchro tilt/adjustable height back</li> <li>· black urethane loop arms</li> <li>· black polyurethane base</li> <li>· overall height range is 41 ½ - 47</li> <li>· seat height range is 18 ½ - 23 ½</li> <li>· arm height range is 27 ⅞ - 32 ⅞</li> </ul>	<table> <tr> <th>Dimensions</th><th>D</th><th>W</th><th>H</th></tr> <tr> <td>Overall</td><td>26</td><td>26</td><td>47</td></tr> <tr> <td>Seat</td><td>19 ¼</td><td>19 ¼</td><td>23 ½</td></tr> <tr> <td>Arm</td><td></td><td></td><td>32 ⅞</td></tr> <tr> <th colspan="2">Upholstery</th><th colspan="2">Shipping</th></tr> <tr> <td>COM Ydg</td><td>2 ⅞</td><td>Ctn Wt</td><td>67</td></tr> <tr> <td>COL Sq Ft</td><td>39</td><td>Cu Ft</td><td>18</td></tr> </table>	Dimensions	D	W	H	Overall	26	26	47	Seat	19 ¼	19 ¼	23 ½	Arm			32 ⅞	Upholstery		Shipping		COM Ydg	2 ⅞	Ctn Wt	67	COL Sq Ft	39	Cu Ft	18	COM \$1,808 A \$1,830 B \$1,872 COL/C \$1,948 D \$2,042 E \$2,137 F \$2,237 G \$2,379 H \$2,531 I \$2,769 J \$3,054 L1 \$2,408 L2 \$2,560
Dimensions	D	W	H																												
Overall	26	26	47																												
Seat	19 ¼	19 ¼	23 ½																												
Arm			32 ⅞																												
Upholstery		Shipping																													
COM Ydg	2 ⅞	Ctn Wt	67																												
COL Sq Ft	39	Cu Ft	18																												
	GSA Contract SIN #33721																														
<b>Mid Back - Wood Crown</b> 	<b>PT5660S</b> <ul style="list-style-type: none"> <li>· solid maple crown</li> <li>· synchro tilt/adjustable height back</li> <li>· adjustable black urethane T arm</li> <li>· arm post matches base color</li> <li>· black polyurethane base</li> <li>· overall height range is 41 ½ - 47</li> <li>· seat height range is 18 ½ - 23 ½</li> <li>· arm height range is 26 ½ - 32</li> </ul>	<table> <tr> <th>Dimensions</th><th>D</th><th>W</th><th>H</th></tr> <tr> <td>Overall</td><td>26</td><td>26</td><td>47</td></tr> <tr> <td>Seat</td><td>19 ¼</td><td>19 ¼</td><td>23 ½</td></tr> <tr> <td>Arm</td><td></td><td></td><td>32</td></tr> <tr> <th colspan="2">Upholstery</th><th colspan="2">Shipping</th></tr> <tr> <td>COM Ydg</td><td>2 ⅞</td><td>Ctn Wt</td><td>68</td></tr> <tr> <td>COL Sq Ft</td><td>39</td><td>Cu Ft</td><td>18</td></tr> </table>	Dimensions	D	W	H	Overall	26	26	47	Seat	19 ¼	19 ¼	23 ½	Arm			32	Upholstery		Shipping		COM Ydg	2 ⅞	Ctn Wt	68	COL Sq Ft	39	Cu Ft	18	COM \$1,891 A \$1,912 B \$1,955 COL/C \$2,028 D \$2,123 E \$2,218 F \$2,320 G \$2,460 H \$2,613 I \$2,850 J \$3,136 L1 \$2,489 L2 \$2,642
Dimensions	D	W	H																												
Overall	26	26	47																												
Seat	19 ¼	19 ¼	23 ½																												
Arm			32																												
Upholstery		Shipping																													
COM Ydg	2 ⅞	Ctn Wt	68																												
COL Sq Ft	39	Cu Ft	18																												
	Excluded from GSA Contract																														
<b>Management Mid Back</b> 	<b>PT5660T</b> <ul style="list-style-type: none"> <li>· solid maple crown</li> <li>· synchro/adjustable height back</li> <li>· adjustable urethane T arm</li> <li>· polyurethane base</li> <li>· arm post matches base color</li> <li>· overall height range is 41 ½ - 47</li> <li>· seat height range is 18 ½ - 23 ½</li> <li>· arm height range is 25 ½ - 31</li> </ul>	<table> <tr> <th>Dimensions</th><th>D</th><th>W</th><th>H</th></tr> <tr> <td>Overall</td><td>26</td><td>26</td><td>47</td></tr> <tr> <td>Seat</td><td>19 ¼</td><td>19 ¼</td><td>23 ½</td></tr> <tr> <td>Arm</td><td></td><td></td><td>31</td></tr> <tr> <th colspan="2">Upholstery</th><th colspan="2">Shipping</th></tr> <tr> <td>COM Ydg</td><td>2 ⅞</td><td>Ctn Wt</td><td>68</td></tr> <tr> <td>COL Sq Ft</td><td>39</td><td>Cu Ft</td><td>18</td></tr> </table>	Dimensions	D	W	H	Overall	26	26	47	Seat	19 ¼	19 ¼	23 ½	Arm			31	Upholstery		Shipping		COM Ydg	2 ⅞	Ctn Wt	68	COL Sq Ft	39	Cu Ft	18	COM \$1,891 A \$1,912 B \$1,955 COL/C \$2,028 D \$2,123 E \$2,218 F \$2,320 G \$2,460 H \$2,613 I \$2,850 J \$3,136 L1 \$2,489 L2 \$2,642
Dimensions	D	W	H																												
Overall	26	26	47																												
Seat	19 ¼	19 ¼	23 ½																												
Arm			31																												
Upholstery		Shipping																													
COM Ydg	2 ⅞	Ctn Wt	68																												
COL Sq Ft	39	Cu Ft	18																												
	Excluded from GSA Contract																														



Description	1 Model	Specifications	List Price Per Grade																												
<b>Mid Back - Wood Crown</b> 	<b>PT5660C</b> <ul style="list-style-type: none"> <li>• solid maple crown</li> <li>• synchro tilt/adjustable height back</li> <li>• black urethane cantilever arm</li> <li>• black polyurethane base</li> <li>• overall height range is 41 ½ - 47</li> <li>• seat height range is 18 ½ - 23 ½</li> <li>• arm height range is 27 ½ - 32 ¾</li> </ul> <hr/> GSA Contract SIN #33721	<table> <tr> <th>Dimensions</th><th>D</th><th>W</th><th>H</th></tr> <tr> <td>Overall</td><td>26</td><td>26</td><td>47</td></tr> <tr> <td>Seat</td><td>19 ¼</td><td>19 ¼</td><td>23 ½</td></tr> <tr> <td>Arm</td><td></td><td></td><td>32 ¾</td></tr> <tr> <th>Upholstery</th><th colspan="3">Shipping</th></tr> <tr> <td>COM Ydg</td><td>2 ⅞</td><td>Ctn Wt</td><td>67</td></tr> <tr> <td>COL Sq Ft</td><td>39</td><td>Cu Ft</td><td>18</td></tr> </table>	Dimensions	D	W	H	Overall	26	26	47	Seat	19 ¼	19 ¼	23 ½	Arm			32 ¾	Upholstery	Shipping			COM Ydg	2 ⅞	Ctn Wt	67	COL Sq Ft	39	Cu Ft	18	COM \$1,846 A \$1,868 B \$1,910 COL/C \$1,985 D \$2,079 E \$2,174 F \$2,274 G \$2,417 H \$2,568 I \$2,807 J \$3,092 L1 \$2,446 L2 \$2,597
Dimensions	D	W	H																												
Overall	26	26	47																												
Seat	19 ¼	19 ¼	23 ½																												
Arm			32 ¾																												
Upholstery	Shipping																														
COM Ydg	2 ⅞	Ctn Wt	67																												
COL Sq Ft	39	Cu Ft	18																												
<b>Management Mid Back</b> 	<b>PT5660U</b> <ul style="list-style-type: none"> <li>• solid maple crown</li> <li>• synchro/adjustable height back</li> <li>• fixed height upholstered arm</li> <li>• polyurethane base</li> <li>• overall height range is 41 ½ - 47</li> <li>• seat height range is 18 ½ - 23 ½</li> <li>• arm height range is 28 - 33 ½</li> </ul> <hr/> GSA Contract SIN #33721	<table> <tr> <th>Dimensions</th><th>D</th><th>W</th><th>H</th></tr> <tr> <td>Overall</td><td>26</td><td>26</td><td>47</td></tr> <tr> <td>Seat</td><td>19 ¼</td><td>19 ¼</td><td>23 ½</td></tr> <tr> <td>Arm</td><td></td><td></td><td>33 ½</td></tr> <tr> <th>Upholstery</th><th colspan="3">Shipping</th></tr> <tr> <td>COM Ydg</td><td>3</td><td>Ctn Wt</td><td>67</td></tr> <tr> <td>COL Sq Ft</td><td>54</td><td>Cu Ft</td><td>18</td></tr> </table>	Dimensions	D	W	H	Overall	26	26	47	Seat	19 ¼	19 ¼	23 ½	Arm			33 ½	Upholstery	Shipping			COM Ydg	3	Ctn Wt	67	COL Sq Ft	54	Cu Ft	18	COM \$2,041 A \$2,072 B \$2,131 COL/C \$2,235 D \$2,369 E \$2,503 F \$2,644 G \$2,846 H \$3,060 I \$3,397 J \$3,798 L1 \$2,885 L2 \$3,100
Dimensions	D	W	H																												
Overall	26	26	47																												
Seat	19 ¼	19 ¼	23 ½																												
Arm			33 ½																												
Upholstery	Shipping																														
COM Ydg	3	Ctn Wt	67																												
COL Sq Ft	54	Cu Ft	18																												

### To Order, Specify:

- 1 Model Number
- 2 Wood Species - Maple (M)
- 3 Arm Wood Cap Finish
- 4 Fabric Selection - vendor, pattern and color
- 5 Optional Aluminum (A) or Wood Base (W)- add \$126 list
- 6 Optional Premium Polished Trim Grey Dual Wheel Soft Urethane Casters - add \$318
- 7 Optional Mid-Pivot Mechanism Upgrade - add \$126 list (swivel tilt models only)
- 8 Optional Seat Depth Slide - add \$38 list (synchro tilt models only)
- 9 Optional Conference Preset Height Cylinder - add \$27 list (swivel tilt chair models only)
- 10 Optional T Arm Wood Cap - add \$43 list (adjustable T arm models only)  
Optional Aluminum Cantilever Arm - Black Cap - add \$112 list,  
Grey Cap - add \$140 list (cantilever arm models only)




### Specifications

- Wood species - Maple.
- Two piece molded plywood seat and back.
- Seat has 3 ½" high density polyurethane foam.
- Back has 2" to 1" tapered high density polyurethane foam with ¼" overlay.
- Swivel tilt models are standard with tilt, lock, pneumatic lift, tension adjustment.
- Synchro models are standard with synchronized independent seat and back recline, lock pneumatic lift, tensions adjustment, 6 positions, 2 ½" back height adjustment.
- Polyurethane base, glass reinforced nylon/5 prong/grip ring caster insertion.
- All models standard with 60 mm dual wheel non-hooded black nylon plastic casters.

When ordering Quickship products, place a "Q" in front of model number.  
Example: QPT5600U

**NOW!**  
Need it.  
JSI Quickship





Description	1 Model	Specifications	List Price Per Grade
<b>High Back</b> 	<b>PT5615L</b> <ul style="list-style-type: none"> <li>· synchro tilt/adjustable height back</li> <li>· black urethane loop arms</li> <li>· black polyurethane base</li> <li>· overall height range is 46 1/2 - 52</li> <li>· seat height range is 18 1/2 - 23 1/2</li> <li>· arm height range is 27 5/8 - 32 7/8</li> </ul>	<b>Dimensions</b>	COM \$1,722
		Overall 26 26 52	A \$1,748
		Seat 19 1/4 19 1/4 23 1/2	B \$1,798
		Arm 32 7/8	COL/C \$1,883
		<b>Upholstery</b>	D \$1,995
		<b>Shipping</b>	E \$2,108
		COM Ydg 2 1/2 Ctn Wt 67	F \$2,225
		COL Sq Ft 45 Cu Ft 18	G \$2,392
			H \$2,572
			I \$2,851
<b>High Back</b> 	<b>PT5615S</b> <ul style="list-style-type: none"> <li>· synchro tilt/adjustable height back</li> <li>· adjustable black urethane T arm</li> <li>· arm post matches base color</li> <li>· black polyurethane base</li> <li>· overall height range is 46 1/2 - 52</li> <li>· seat height range is 18 1/2 - 23 1/2</li> <li>· arm height range is 26 1/2 - 32</li> </ul>	<b>Dimensions</b>	COM \$1,803
		Overall 26 26 52	A \$1,829
		Seat 19 1/4 19 1/4 23 1/2	B \$1,880
		Arm 32	COL/C \$1,965
		<b>Upholstery</b>	D \$2,078
		<b>Shipping</b>	E \$2,189
		COM Ydg 2 1/2 Ctn Wt 68	F \$2,306
		COL Sq Ft 45 Cu Ft 18	G \$2,474
			H \$2,654
			I \$2,934
<b>Executive High Back</b> 	<b>PT5615T</b> <ul style="list-style-type: none"> <li>· synchro/adjustable height back</li> <li>· adjustable urethane T arm</li> <li>· polyurethane base</li> <li>· arm post matches base color</li> <li>· overall height range is 46 1/2 - 52</li> <li>· seat height range is 18 1/2 - 23 1/2</li> <li>· arm height range is 25 1/2 - 31</li> </ul>	<b>Dimensions</b>	COM \$1,803
		Overall 26 26 52	A \$1,829
		Seat 19 1/4 19 1/4 23 1/2	B \$1,880
		Arm 31	COL/C \$1,965
		<b>Upholstery</b>	D \$2,078
		<b>Shipping</b>	E \$2,189
		COM Ydg 2 1/2 Ctn Wt 68	F \$2,306
		COL Sq Ft 45 Cu Ft 18	G \$2,474
			H \$2,654
			I \$2,934

GSA Contract SIN #33721

Excluded from GSA Contract

Excluded from GSA Contract

Description	1 Model	Specifications	List Price Per Grade
<b>High Back</b> 	<b>PT5615C</b> • synchro tilt/adjustable height back • black urethane cantilever arm • black polyurethane base • overall height range is 46 ½ - 52 • seat height range is 18 ½ - 23 ½ • arm height range is 27 ½ - 32 ¾  GSA Contract SIN #33721	<b>Dimensions</b>	COM \$1,759
		Overall 26 26 52	A \$1,785
		Seat 19 ¼ 19 ¼ 23 ½	B \$1,836
		Arm 32 ¾	COL/C \$1,922
		<b>Upholstery</b>	D \$2,034
		<b>Shipping</b>	E \$2,145
		COM Ydg 2 ½ Ctn Wt 67	F \$2,263
		COL Sq Ft 45 Cu Ft 18	G \$2,429
			H \$2,610
			I \$2,889
<b>Executive High Back</b> 	<b>PT5615U</b> • synchro/adjustable height back • upholstered arm • polyurethane base • overall height range is 46 ½ - 52 • seat height range is 18 ½ - 23 ½ • arm height range is 28 - 33 ½  GSA Contract SIN #33721	<b>Dimensions</b>	COM \$1,949
		Overall 26 26 52	A \$1,982
		Seat 19 ¼ 19 ¼ 23 ½	B \$2,046
		Arm 33 ½	COL/C \$2,157
		<b>Upholstery</b>	D \$2,303
		<b>Shipping</b>	E \$2,449
		COM Ydg 3 ¼ Ctn Wt 67	F \$2,603
		COL Sq Ft 59 Cu Ft 18	G \$2,820
			H \$3,053
			I \$3,417
			J \$3,853
			L1 \$2,866
			L2 \$3,096

### To Order, Specify:




- 1 Model Number
- 2 Wood Species - Maple (M)
- 3 Arm Wood Cap Finish
- 4 Fabric Selection - vendor, pattern and color
- 5 Optional Aluminum (A) or Wood Base (W)- add \$126 list
- 6 Optional Premium Polished Trim Grey Dual Wheel Soft Urethane Casters - add \$318
- 7 Optional Mid-Pivot Mechanism Upgrade - add \$126 list (swivel tilt models only)
- 8 Optional Seat Depth Slide - add \$38 list (synchro tilt models only)
- 9 Optional Conference Preset Height Cylinder - add \$27 list (swivel tilt chair models only)
- 10 Optional T Arm Wood Cap - add \$43 list (adjustable T arm models only)  
Optional Aluminum Cantilever Arm - Black Cap - add \$112 list,  
Grey Cap - add \$140 list (cantilever arm models only)


### Specifications


- Wood species - Maple.
- Two piece molded plywood seat and back.
- Seat has 3 ½" high density polyurethane foam.
- Back has 2" to 1" tapered high density polyurethane foam with ¼" overlay.
- Swivel tilt models are standard with tilt, lock, pneumatic lift, tension adjustment.
- Synchro models are standard with synchronized independent seat and back recline, lock pneumatic lift, tensions adjustment, 6 positions, 2 ½" back height adjustment.
- Polyurethane base, glass reinforced nylon/5 prong/grip ring caster insertion.
- All models standard with 60 mm dual wheel non-hooded black nylon plastic casters.

When ordering Quickship products, place a "Q" in front of model number.  
Example: QPT5600U

**NOW!**  
Need it.  
JSI Quickship

Description		1 Model	Specifications				List Price Per Grade	
<div>High Back - Wood Crown</div> <div>NOW!</div> 	<div>PT5665L</div> <ul style="list-style-type: none"><li>· solid maple crown</li><li>· synchro tilt/adjustable height back</li><li>· black urethane loop arms</li><li>· black polyurethane base</li><li>· overall height range is 46 ½ - 52</li><li>· seat height range is 18 ½ - 23 ½</li><li>· arm height range is 27 ¾ - 32 ¾</li></ul> <div>GSA Contract SIN #33721</div>	Dimensions	D	W	H	COM	\$1,878	
		Overall	26	26	52	A	\$1,903	
		Seat	19 ¼	19 ¼	23 ½	B	\$1,954	
		Arm	32 ¾			COL/C	\$2,041	
		Upholstery	Shipping			D	\$2,151	
		COM Ydg	2 ½	Ctn Wt	68	E	\$2,264	
		COL Sq Ft	45	Cu Ft	18	F	\$2,382	
						G	\$2,549	
						H	\$2,727	
						I	\$3,007	
				J	\$3,342			
				L1	\$2,582			
				L2	\$2,762			
<div>High Back - Wood Crown</div> <div>NOW!</div> 	<div>PT5665S</div> <ul style="list-style-type: none"><li>· solid maple crown</li><li>· synchro tilt/adjustable height back</li><li>· adjustable black urethane T arm</li><li>· arm post matches base color</li><li>· black polyurethane base</li><li>· overall height range is 46 ½ - 52</li><li>· seat height range is 18 ½ - 23 ½</li><li>· arm height range is 26 ½ - 32</li></ul> <div>Excluded from GSA Contract</div>	Dimensions	D	W	H	COM	\$1,960	
		Overall	26	26	52	A	\$1,986	
		Seat	19 ¼	19 ¼	23 ½	B	\$2,036	
		Arm	32			COL/C	\$2,122	
		Upholstery	Shipping			D	\$2,234	
		COM Ydg	2 ½	Ctn Wt	69	E	\$2,345	
		COL Sq Ft	45	Cu Ft	18	F	\$2,463	
						G	\$2,630	
						H	\$2,810	
						I	\$3,089	
				J	\$3,424			
				L1	\$2,664			
				L2	\$2,844			
<div>Executive High Back</div> <div>NOW!</div> 	<div>PT5665T</div> <ul style="list-style-type: none"><li>· solid maple crown</li><li>· synchro/adjustable height back</li><li>· adjustable urethane T arm</li><li>· polyurethane base</li><li>· arm post matches base color</li><li>· overall height range is 46 ½ - 52</li><li>· seat height range is 18 ½ - 23 ½</li><li>· arm height range is 25 ½ - 31</li></ul> <div>Excluded from GSA Contract</div>	Dimensions	D	W	H	COM	\$1,960	
		Overall	26	26	52	A	\$1,986	
		Seat	19 ¼	19 ¼	23 ½	B	\$2,036	
		Arm	31			COL/C	\$2,122	
		Upholstery	Shipping			D	\$2,234	
		COM Ydg	2 ½	Ctn Wt	69	E	\$2,345	
		COL Sq Ft	45	Cu Ft	18	F	\$2,463	
						G	\$2,630	
						H	\$2,810	
						I	\$3,089	
				J	\$3,424			
				L1	\$2,664			
				L2	\$2,844			

Description		1 Model	Specifications				List Price Per Grade	
<div>High Back - Wood Crown</div> <div><div>NOW!</div></div>	<div>PT5665C</div> <div><div><div>• solid maple crown</div><div>• synchro tilt/adjustable height back</div><div>• black urethane cantilever arm</div><div>• black polyurethane base</div><div>• overall height range is 46 ½ - 52</div><div>• seat height range is 18 ½ - 23 ½</div><div>• arm height range is 27 ½ - 32 ¾</div></div></div> <div>GSA Contract SIN #33721</div>	Dimensions	D	W	H	COM	\$1,915	
		Overall	26	26	52	A	\$1,941	
		Seat	19 ¼	19 ¼	23 ½	B	\$1,991	
		Arm			32 ¾	COL/C	\$2,078	
		Upholstery	Shipping			D	\$2,188	
		COM Ydg	2 ½	Ctn Wt	68	E	\$2,301	
		COL Sq Ft	45	Cu Ft	18	F	\$2,419	
						G	\$2,587	
						H	\$2,765	
						I	\$3,045	
				J	\$3,381			
				L1	\$2,620			
				L2	\$2,800			

<div>Executive High Back</div> <div><div>NOW!</div></div>	<div>PT5665U</div> <div><div><div>• solid maple crown</div><div>• synchro/adjustable height back</div><div>• fixed height upholstered arm</div><div>• polyurethane base</div><div>• overall height range is 46 ½ - 52</div><div>• seat height range is 18 ½ - 23 ½</div><div>• arm height range is 28 - 33 ½</div></div></div> <div>GSA Contract SIN #33721</div>	Dimensions	D	W	H	COM	\$2,106
		Overall	26	26	52	A	\$2,139
		Seat	19 ¼	19 ¼	23 ½	B	\$2,202
		Arm			33 ½	COL/C	\$2,315
		Upholstery	Shipping			D	\$2,460
		COM Ydg	3 ¼	Ctn Wt	68	E	\$2,607
		COL Sq Ft	59	Cu Ft	18	F	\$2,759
						G	\$2,978
						H	\$3,211
						I	\$3,573
				J	\$4,010		
				L1	\$3,022		
				L2	\$3,253		

### To Order, Specify:

- 1 Model Number
- 2 Wood Species - Maple (M)
- 3 Arm Wood Cap Finish
- 4 Fabric Selection - vendor, pattern and color
- 5 Optional Aluminum (A) or Wood Base (W)- add \$126 list
- 6 Optional Premium Polished Trim Grey Dual Wheel Soft Urethane Casters - add \$318
- 7 Optional Mid-Pivot Mechanism Upgrade - add \$126 list (swivel tilt models only)
- 8 Optional Seat Depth Slide - add \$38 list (synchro tilt models only)
- 9 Optional Conference Preset Height Cylinder - add \$27 list (swivel tilt chair models only)
- 10 Optional T Arm Wood Cap - add \$43 list (adjustable T arm models only)  
Optional Aluminum Cantilever Arm - Black Cap - add \$112 list,  
Grey Cap - add \$140 list (cantilever arm models only)

### Specifications

- Wood species - Maple.
- Two piece molded plywood seat and back.
- Seat has 3 ½" high density polyurethane foam.
- Back has 2" to 1" tapered high density polyurethane foam with ¼" overlay.
- Swivel tilt models are standard with tilt, lock, pneumatic lift, tension adjustment.
- Synchro models are standard with synchronized independent seat and back recline, lock pneumatic lift, tensions adjustment, 6 positions, 2 ½" back height adjustment.
- Polyurethane base, glass reinforced nylon/5 prong/grip ring caster insertion.
- All models standard with 60 mm dual wheel non-hooded black nylon plastic casters.

When ordering Quickship products, place a "Q" in front of model number.  
Example: QPT5600U

**NOW!**  
Need it.  
JSI Quickship

Proxy Order Check List:



- Specify:
- ☐ 1. Model Number
  - ☐ 2. Fabric Selection - vendor, pattern and color
  - ☐ 3. Knit Back Color Selection (knit back models only)
  - ☐ 4. Optional Aluminum Base - add \$99 list,
  - ☐ 5. Optional Premium Polished Trim Grey Dual Wheel Soft Urethane Caster - add \$318 list
  - ☐ 6. Optional Aluminum Cantilever Arm - Black Cap add \$112 list, Grey Cap add \$140 list (cantilever arm models only)
  - ☐ 7. Optional Seat Depth Slide - add \$38 list (synchro tilt models only)
  - ☐ 8. Optional Metal Handle - Black Sandtex (BSX) add \$55 list, Nearly Chrome (NCH) add \$72 list
  - ☐ 9. Optional Back Zipper Detail - add \$69 list (upholstered back models only)
  - ☐ 10. Optional Conference Preset Height Cylinder - add \$27 list (swivel tilt chair models only)

Example:

PX810T	MOMENTUM	VOX	MYSTIC	WR
(model #)	(fabric vendor)	(pattern name)	(pattern color)	(knit color)

1. Model Number

2. Fabric Selection - Please supply the following:

- Vendor name
- Pattern name
- Pattern color

[For a complete list of JSI Graded-In Fabric click here](#)


- When specifying contrasting upholstery, indicate clearly which upholstery is to be applied to the seat, back and arms. Use higher grade pricing.
- Indicate direction of fabric - Railroaded or Up the Roll
- Please provide illustration, if available.

All COM orders must include the following:

- Vendor's name, pattern name and color
- Sample of the fabric attached to order
- Model numbers of items for fabric application
- Special application instructions (e.g., all stripes will be applied front to back unless specified otherwise)
- Customer and purchase order number

Ship prepaid COM material to:  
JSI  
Attn: COM Dept  
201 East Martin Street  
Receiving B, Dock 71  
Orleans, IN 47452

Application of fabric:  
Railroaded      Up the Roll



All COM orders will ship at standard lead time from receipt of COM.

3. Knit Back Color Selection:

BA	Barely Blue	RR	Rockin' Red
DA	Dancing Silver	SB	Sandy Beige
JB	Jet Black	WR	White River

4. Optional Aluminum Base - add \$99 list



5. Optional Premium Polished Trim Grey Dual Wheel Soft Urethane Caster - add \$318 list



6. Optional Aluminum Cantilever Arm - Black Cap add \$112 list, Grey Cap add \$140 list (cantilever arm models only)



7. Optional Seat Depth Slide - add \$38 list (synchro tilt models only)

- 8. Optional Metal Handle - Black Sandtex (BSX) add \$55 list or Nearly Chrome (NCH) add \$72 list**







- 9. Back Zipper Detail - add \$69 list (upholstered back models only)**



- 10. Optional Conference Preset Height Cylinder - add \$27 list (swivel tilt chair models only)**



Description	1 Model	Specifications	List Price Per Grade
<b>Mid Back</b> 	<b>PX800</b> <ul style="list-style-type: none"> <li>· knit back</li> <li>· armless</li> <li>· swivel tilt</li> <li>· black polyurethane base</li> <li>· overall height range is 40 - 45 ¾</li> <li>· seat height range is 17 ¼ - 22 ½</li> </ul>	<b>Dimensions</b>	COM \$912
		Overall 28 ½ 28 ½ 45 ¾	A \$919
		Seat 16 ⅝ 20 ¾ 17 ¼	B \$932
		<b>Upholstery</b>	COL/C \$955
		<b>Shipping</b>	D \$985
		COM Ydg ¾ Ctn Wt 41	E \$1,015
		COL Sq Ft 15 Cu Ft 20	F \$1,061
			G \$1,110
			H \$1,163
			I \$1,245
			J \$1,344
			L1 \$1,120
			L2 \$1,179
	GSA Contract SIN #33721		
<b>Mid Back</b> 	<b>PX800L</b> <ul style="list-style-type: none"> <li>· knit back</li> <li>· arm</li> <li>· swivel tilt</li> <li>· black urethane loop arms</li> <li>· black polyurethane base</li> <li>· overall height range is 40 - 45 ¾</li> <li>· seat height range is 17 ¼ - 22 ½</li> </ul>	<b>Dimensions</b>	COM \$1,051
		Overall 28 ½ 28 ½ 45 ¾	A \$1,058
		Seat 16 ⅝ 20 ¾ 17 ¼	B \$1,071
		Arm 31 ½	COL/C \$1,094
		<b>Upholstery</b>	D \$1,124
		<b>Shipping</b>	E \$1,154
		COM Ydg ¾ Ctn Wt 46	F \$1,200
		COL Sq Ft 15 Cu Ft 20	G \$1,249
			H \$1,302
			I \$1,384
			J \$1,483
			L1 \$1,259
			L2 \$1,318
	Excluded from GSA Contract		
<b>Mid Back</b> 	<b>PX800S</b> <ul style="list-style-type: none"> <li>· knit back</li> <li>· arm</li> <li>· swivel tilt</li> <li>· adjustable black urethane, slim profile T arm</li> <li>· black polyurethane base</li> <li>· overall height range is 40 - 45 ¾</li> <li>· seat height range is 17 ¼ - 22 ½</li> </ul>	<b>Dimensions</b>	COM \$1,104
		Overall 28 ½ 28 ½ 45 ¾	A \$1,111
		Seat 16 ⅝ 20 ¾ 17 ¼	B \$1,124
		Arm 33 ¾	COL/C \$1,147
		<b>Upholstery</b>	D \$1,177
		<b>Shipping</b>	E \$1,207
		COM Ydg ¾ Ctn Wt 47	F \$1,253
		COL Sq Ft 15 Cu Ft 20	G \$1,302
			H \$1,355
			I \$1,437
			J \$1,536
			L1 \$1,312
			L2 \$1,371
	GSA Contract SIN #33721		

Description	1 Model	Specifications				List Price Per Grade	
<b>Mid Back</b> 	<b>PX800C</b> • knit back • arm • swivel tilt • black urethane cantilever arm • black polyurethane base • overall height range is 40 - 45 ¾ • seat height range is 17 ¼ - 22 ½ • arm height range is 26 ½ - 31 ¾	<b>Dimensions</b>	<b>D</b>	<b>W</b>	<b>H</b>	<b>COM</b>	<b>\$1,080</b>
		Overall	28 ½	28 ½	45 ¾	A	\$1,087
		Seat	16 ⅝	20 ¾	17 ¼	B	\$1,100
		Arm			31 ¾	COL/C	\$1,123
		<b>Upholstery</b>		<b>Shipping</b>		D	\$1,153
		COM Ydg	¾	Ctn Wt	46	E	\$1,183
		COL Sq Ft	15	Cu Ft	20	F	\$1,229
						G	\$1,278
						H	\$1,331
						I	\$1,413
						J	\$1,512
						L1	\$1,288
						L2	\$1,347

GSA Contract SIN #33721

**To Order, Specify:**

- 1 Model Number
- 2 Seat Fabric Selection - vendor, pattern and color
- 3 Knit Back Color Selection
- 4 Optional Aluminum Base - add \$99 list
- 5 Optional Premium Polished Trim Grey Dual Wheel Soft Urethane Caster add \$318 list
- 6 Optional Aluminum Cantilever Arm - Black Cap add \$112 list, Grey Cap add \$140 (cantilever arm models only)
- 7 Optional Metal Handle - Black Sandtex (BSX) add \$55 list, Nearly Chrome (NCH) add \$72 list
- 8 Optional Conference Preset Height Cylinder - add \$99 list (swivel tilt chairs only)




When ordering Quickship products, place a "Q" in front of model number.  
 Example: QPX800L


**NOW!**  
*Need it.*  
 JSI Quickship

**Specifications**

- Knit back with molded plywood seat.
- Seat has 2 ½" high density polyurethane foam.
- Knit back conforms to shape for optimal comfort.
- Swivel tilt models are standard with 20 degree tilt, lock, pneumatic lift, tension adjustment.
- Polyurethane base, glass reinforced nylon/5-prong/grip ring caster insertion.
- All models standard with 60 mm dual wheel non-hooded black nylon plastic casters.



Description	① Model	Specifications	List Price Per Grade																												
<b>Mid Back</b> 	<b>PX810</b> <ul style="list-style-type: none"> <li>· knit back</li> <li>· armless</li> <li>· synchro tilt</li> <li>· black polyurethane base</li> <li>· overall height range is 41 ½ - 47 ¼</li> <li>· seat height range is 18 ¾ - 24</li> </ul>	<table> <tr> <th>Dimensions</th><th>D</th><th>W</th><th>H</th></tr> <tr> <td>Overall</td><td>28 ½</td><td>28 ½</td><td>47 ¼</td></tr> <tr> <td>Seat</td><td>16 ⅝</td><td>20 ¾</td><td>18 ¾</td></tr> <tr> <th colspan="2">Upholstery</th><th colspan="2">Shipping</th></tr> <tr> <td>COM Ydg</td><td>¾</td><td>Ctn Wt</td><td>46</td></tr> <tr> <td>COL Sq Ft</td><td>15</td><td>Cu Ft</td><td>20</td></tr> </table>	Dimensions	D	W	H	Overall	28 ½	28 ½	47 ¼	Seat	16 ⅝	20 ¾	18 ¾	Upholstery		Shipping		COM Ydg	¾	Ctn Wt	46	COL Sq Ft	15	Cu Ft	20	<b>COM \$993</b> <b>A \$1,000</b> <b>B \$1,013</b> <b>COL/C \$1,036</b> <b>D \$1,066</b> <b>E \$1,096</b> <b>F \$1,142</b> <b>G \$1,191</b> <b>H \$1,244</b> <b>I \$1,326</b> <b>J \$1,425</b> <b>L1 \$1,201</b> <b>L2 \$1,260</b>				
Dimensions	D	W	H																												
Overall	28 ½	28 ½	47 ¼																												
Seat	16 ⅝	20 ¾	18 ¾																												
Upholstery		Shipping																													
COM Ydg	¾	Ctn Wt	46																												
COL Sq Ft	15	Cu Ft	20																												
	GSA Contract SIN #33721																														
<b>Mid Back</b> 	<b>PX810L</b> <ul style="list-style-type: none"> <li>· knit back</li> <li>· arm</li> <li>· synchro tilt</li> <li>· black urethane loop arms</li> <li>· black polyurethane base</li> <li>· overall height range is 41 ½ - 47 ¼</li> <li>· seat height range is 18 ¾ - 24</li> <li>· arm height range is 27 ¾ - 33</li> </ul>	<table> <tr> <th>Dimensions</th><th>D</th><th>W</th><th>H</th></tr> <tr> <td>Overall</td><td>28 ½</td><td>28 ½</td><td>47 ¼</td></tr> <tr> <td>Seat</td><td>16 ⅝</td><td>20 ¾</td><td>18 ¾</td></tr> <tr> <td>Arm</td><td></td><td></td><td>33</td></tr> <tr> <th colspan="2">Upholstery</th><th colspan="2">Shipping</th></tr> <tr> <td>COM Ydg</td><td>¾</td><td>Ctn Wt</td><td>51</td></tr> <tr> <td>COL Sq Ft</td><td>15</td><td>Cu Ft</td><td>20</td></tr> </table>	Dimensions	D	W	H	Overall	28 ½	28 ½	47 ¼	Seat	16 ⅝	20 ¾	18 ¾	Arm			33	Upholstery		Shipping		COM Ydg	¾	Ctn Wt	51	COL Sq Ft	15	Cu Ft	20	<b>COM \$1,130</b> <b>A \$1,137</b> <b>B \$1,150</b> <b>COL/C \$1,173</b> <b>D \$1,203</b> <b>E \$1,233</b> <b>F \$1,279</b> <b>G \$1,328</b> <b>H \$1,381</b> <b>I \$1,463</b> <b>J \$1,562</b> <b>L1 \$1,338</b> <b>L2 \$1,397</b>
Dimensions	D	W	H																												
Overall	28 ½	28 ½	47 ¼																												
Seat	16 ⅝	20 ¾	18 ¾																												
Arm			33																												
Upholstery		Shipping																													
COM Ydg	¾	Ctn Wt	51																												
COL Sq Ft	15	Cu Ft	20																												
	Excluded from GSA Contract																														
<b>Mid Back</b> 	<b>PX810S</b> <ul style="list-style-type: none"> <li>· knit back</li> <li>· arm</li> <li>· synchro tilt</li> <li>· adjustable black urethane, slim profile T arm</li> <li>· black polyurethane base</li> <li>· overall height range is 41 ½ - 47 ¼</li> <li>· seat height range is 18 ¾ - 24</li> </ul>	<table> <tr> <th>Dimensions</th><th>D</th><th>W</th><th>H</th></tr> <tr> <td>Overall</td><td>28 ½</td><td>28 ½</td><td>47 ¼</td></tr> <tr> <td>Seat</td><td>16 ⅝</td><td>20 ¾</td><td>18 ¾</td></tr> <tr> <td>Arm</td><td></td><td></td><td>35</td></tr> <tr> <th colspan="2">Upholstery</th><th colspan="2">Shipping</th></tr> <tr> <td>COM Ydg</td><td>¾</td><td>Ctn Wt</td><td>52</td></tr> <tr> <td>COL Sq Ft</td><td>15</td><td>Cu Ft</td><td>20</td></tr> </table>	Dimensions	D	W	H	Overall	28 ½	28 ½	47 ¼	Seat	16 ⅝	20 ¾	18 ¾	Arm			35	Upholstery		Shipping		COM Ydg	¾	Ctn Wt	52	COL Sq Ft	15	Cu Ft	20	<b>COM \$1,185</b> <b>A \$1,192</b> <b>B \$1,205</b> <b>COL/C \$1,228</b> <b>D \$1,258</b> <b>E \$1,288</b> <b>F \$1,334</b> <b>G \$1,383</b> <b>H \$1,436</b> <b>I \$1,518</b> <b>J \$1,617</b> <b>L1 \$1,393</b> <b>L2 \$1,452</b>
Dimensions	D	W	H																												
Overall	28 ½	28 ½	47 ¼																												
Seat	16 ⅝	20 ¾	18 ¾																												
Arm			35																												
Upholstery		Shipping																													
COM Ydg	¾	Ctn Wt	52																												
COL Sq Ft	15	Cu Ft	20																												
	GSA Contract SIN #33721																														

Description	1 Model	Specifications				List Price Per Grade	
<b>Mid Back</b> 	<b>PX810C</b> • knit back • arm • synchro tilt • black urethane cantilever arm • black polyurethane base • overall height range is 41 ½ - 47 ¼ • seat height range is 18 ¾ - 24 • arm height range is 27 ⅝ - 32 ⅞	<b>Dimensions</b>	<b>D</b>	<b>W</b>	<b>H</b>	<b>COM</b>	<b>\$1,161</b>
		Overall	28 ½	28 ½	47 ¼	<b>A</b>	<b>\$1,168</b>
		Seat	16 ⅝	20 ¾	18 ¾	<b>B</b>	<b>\$1,181</b>
		Arm			32 ⅞	<b>COL/C</b>	<b>\$1,204</b>
		<b>Upholstery</b>	<b>Shipping</b>			<b>D</b>	<b>\$1,234</b>
		COM Ydg	¾	Ctn Wt	51	<b>E</b>	<b>\$1,264</b>
		COL Sq Ft	15	Cu Ft	20	<b>F</b>	<b>\$1,310</b>
						<b>G</b>	<b>\$1,359</b>
						<b>H</b>	<b>\$1,412</b>
						<b>I</b>	<b>\$1,494</b>
						<b>J</b>	<b>\$1,593</b>
						<b>L1</b>	<b>\$1,369</b>
						<b>L2</b>	<b>\$1,428</b>

GSA Contract SIN #33721

**To Order, Specify:**




- 1 Model Number
- 2 Seat Fabric Selection - vendor, pattern and color
- 3 Knit Back Color Selection
- 4 Optional Aluminum Base - add \$99 list
- 5 Optional Premium Polished Trim Grey Dual Wheel Soft Urethane Caster add \$318 list
- 6 Optional Aluminum Cantilever Arm - Black Cap add \$112 list, Grey Cap add \$140 (cantilever arm models only)
- 7 Optional Seat Depth Slide - add \$38 list (synchro tilt models only)
- 8 Optional Metal Handle - Black Sandtex (BSX) add \$55 list, Nearly Chrome (NCH) add \$72 list

When ordering Quickship products, place a "Q" in front of model number.  
 Example: QPX800L

**NOW!**  
*Need it.*  
 JSI Quickship

**Specifications**


- Knit back with molded plywood seat.
- Seat has 2 ½" high density polyurethane foam.
- Knit back conforms to shape for optimal comfort.
- Synchro models are standard with synchronized independent seat and back recline, lock, pneumatic lift, tensions adjustment.
- Polyurethane base, glass reinforced nylon/5-prong/grip ring caster insertion.
- All models standard with 60 mm dual wheel non-hooded black nylon plastic casters.

Description	1 Model	Specifications	List Price Per Grade
<b>Mid Back Sit-to-Stand</b> 	<b>PX805</b> <ul style="list-style-type: none"> <li>· knit back</li> <li>· armless</li> <li>· swivel limited tilt</li> <li>· black polyurethane base</li> <li>· overall height range is 42 ¾ - 50 ¼</li> <li>· seat height range is 20 - 27 ½</li> </ul>	<b>Dimensions</b>	COM \$1,173
		Overall 29 ½ 29 ½ 50 ¾	A \$1,180
		Seat 16 ⅝ 20 ¾ 20	B \$1,193
		<b>Upholstery</b>	COL/C \$1,216
		<b>Shipping</b>	D \$1,246
		COM Ydg ¾ Ctn Wt 50	E \$1,276
		COL Sq Ft 15 Cu Ft 25	F \$1,322
			G \$1,371
			H \$1,424
			I \$1,506
			J \$1,605
			L1 \$1,381
			L2 \$1,440
<b>Mid Back Sit-to-Stand</b> 	<b>PX805L</b> <ul style="list-style-type: none"> <li>· knit back</li> <li>· arm</li> <li>· swivel limited tilt</li> <li>· black urethane loop arms</li> <li>· black polyurethane base</li> <li>· overall height range is 42 ¾ - 50 ¼</li> <li>· seat height range is 20 - 27 ½arm</li> <li>height range is 29 - 34 ¼</li> </ul>	<b>Dimensions</b>	COM \$1,309
		Overall 29 ½ 29 ½ 50 ¾	A \$1,316
		Seat 16 ⅝ 20 ¾ 20	B \$1,329
		Arm 34 ¼	COL/C \$1,352
		<b>Upholstery</b>	D \$1,382
		<b>Shipping</b>	E \$1,412
		COM Ydg ¾ Ctn Wt 55	F \$1,458
		COL Sq Ft 15 Cu Ft 25	G \$1,507
			H \$1,560
			I \$1,642
			J \$1,741
			L1 \$1,517
			L2 \$1,576
<b>Mid Back Sit-to-Stand</b> 	<b>PX805S</b> <ul style="list-style-type: none"> <li>· knit back</li> <li>· arm</li> <li>· swivel limited tilt</li> <li>· adjustable black urethane, slim profile T arm</li> <li>· black polyurethane base</li> <li>· overall height range is 42 ¾ - 50 ¼</li> <li>· seat height range is 20 - 27 ½arm</li> <li>height range is 27 ⅞ - 36 ½</li> </ul>	<b>Dimensions</b>	COM \$1,361
		Overall 29 ½ 29 ½ 50 ¾	A \$1,368
		Seat 16 ⅝ 20 ¾ 20	B \$1,381
		Arm 36	COL/C \$1,404
		<b>Upholstery</b>	D \$1,434
		<b>Shipping</b>	E \$1,464
		COM Ydg ¾ Ctn Wt 56	F \$1,510
		COL Sq Ft 15 Cu Ft 25	G \$1,559
			H \$1,612
			I \$1,694
			J \$1,793
			L1 \$1,569
			L2 \$1,628

GSA Contract SIN #33721

Excluded from GSA Contract

GSA Contract SIN #33721

Description	1 Model	Specifications				List Price Per Grade	
<div>Mid Back Sit-to-Stand</div> <div><div>Now!</div></div>	<div>PX805C</div> <div><div>• knit back</div><div>• arm</div><div>• swivel limited tilt</div><div>• black urethane cantilever arm</div><div>• black polyurethane base</div><div>• overall height range is 42 ¾ - 50 ¼</div><div>• seat height range is 20 - 27 ½</div><div>• arm height range is 28 ⅞ - 34 ⅞</div></div>	Dimensions	D	W	H	COM	\$1,343
		Overall	29 ½	29 ½	50 ¾	A	\$1,350
		Seat	16 ⅝	20 ¾	20	B	\$1,363
		Arm			34 ⅞	COL/C	\$1,386
		Upholstery	Shipping			D	\$1,416
		COM Ydg	¾	Ctn Wt	55	E	\$1,446
		COL Sq Ft	15	Cu Ft	25	F	\$1,492
						G	\$1,541
						H	\$1,594
						I	\$1,676
				J	\$1,775		
				L1	\$1,551		
				L2	\$1,610		

GSA Contract SIN #33721

**To Order, Specify:**


- 1 Model Number
- 2 Seat Fabric Selection - vendor, pattern and color
- 3 Knit Back Color Selection
- 4 Optional Aluminum Base - add \$99 list
- 5 Optional Premium Polished Trim Grey Dual Wheel Soft Urethane Caster add \$318 list
- 6 Optional Aluminum Cantilever Arm - Black Cap add \$112 list, Grey Cap add \$140 (cantilever arm models only)
- 7 Optional Metal Handle - Black Sandtex (BSX) add \$55 list, Nearly Chrome (NCH) add \$72 list


**Specifications**


- Knit back with molded plywood seat.
- Seat has 2 ½" high density polyurethane foam.
- Knit back conforms to shape for optimal comfort.
- Sit-to Stand models are standard with 10 degree tilt, lock, pneumatic lift, tension adjustment.
- Foot ring 9" from floor, reposition with adjustment knob.
- Polyurethane base, glass reinforced nylon/5-prong/grip ring caster insertion.
- All models standard with 60 mm dual wheel non-hooded black nylon plastic casters.


When ordering Quickship products, place a "Q" in front of model number.  
 Example: QPX800L

**NOW!**  
*Need it.*  
 JSI Quickship

Description	1 Model	Specifications				List Price Per Grade	
<div>Mid Back Stool</div> <div><div>NOW!</div></div>	<div>PX808</div> <div><div><div>• knit back</div><div>• armless</div><div>• swivel limited tilt</div><div>• black polyurethane base</div><div>• overall height range is 44 ¾ - 52 ¼</div><div>• seat height range is 22 - 29 ½</div></div></div> <div>GSA Contract SIN #33721</div>	Dimensions	D	W	H	COM	\$1,108
		Overall	28 ½	28 ½	52 ¾	A	\$1,115
		Seat	16 ⅝	20 ¾	22	B	\$1,128
		Upholstery	Shipping			COL/C	\$1,151
		COM Ydg	¾	Ctn Wt	49	D	\$1,181
		COL Sq Ft	15	Cu Ft	25	E	\$1,211
						F	\$1,257
						G	\$1,306
						H	\$1,359
						I	\$1,441
				J	\$1,540		
				L1	\$1,316		
				L2	\$1,375		

<div>Mid Back Stool</div> <div><div>NOW!</div></div>	<div>PX808L</div> <div><div><div>• knit back</div><div>• arm</div><div>• swivel limited tilt</div><div>• black urethane loop arms</div><div>• black polyurethane base</div><div>• overall height range is 44 ¾ - 52 ¼</div><div>• seat height range is 22 - 29 ½</div><div>• arm height range is 31 - 36 ¼</div></div></div> <div>Excluded from GSA Contract</div>	Dimensions	D	W	H	COM	\$1,241
		Overall	28 ½	28 ½	52 ¾	A	\$1,248
		Seat	16 ⅝	20 ¾	22	B	\$1,261
		Arm	36 ¼			COL/C	\$1,284
		Upholstery	Shipping			D	\$1,314
		COM Ydg	¾	Ctn Wt	54	E	\$1,344
		COL Sq Ft	15	Cu Ft	25	F	\$1,390
						G	\$1,439
						H	\$1,492
						I	\$1,574
				J	\$1,673		
				L1	\$1,449		
				L2	\$1,508		

<div>Mid Back Stool</div> <div><div>NOW!</div></div>	<div>PX808S</div> <div><div><div>• knit back</div><div>• arm</div><div>• swivel limited tilt</div><div>• adjustable black urethane, slim profile T arm</div><div>• black polyurethane base</div><div>• overall height range is 44 ¾ - 52 ¼</div><div>• seat height range is 22 - 29 ½</div><div>• arm height range is 29 ⅞ - 38 ½</div></div></div> <div>GSA Contract SIN #33721</div>	Dimensions	D	W	H	COM	\$1,292
		Overall	28 ½	28 ½	52 ¾	A	\$1,299
		Seat	16 ⅝	20 ¾	22	B	\$1,312
		Arm	38			COL/C	\$1,335
		Upholstery	Shipping			D	\$1,365
		COM Ydg	¾	Ctn Wt	55	E	\$1,395
		COL Sq Ft	15	Cu Ft	25	F	\$1,441
						G	\$1,490
						H	\$1,543
						I	\$1,625
				J	\$1,724		
				L1	\$1,500		
				L2	\$1,559		

Description	1 Model	Specifications				List Price Per Grade	
<div>Mid Back Stool</div> <div><div>NOW!</div></div>	<div>PX808C</div> <div><div>• knit back</div><div>• arm</div><div>• swivel limited tilt</div><div>• black urethane cantilever arm</div><div>• black polyurethane base</div><div>• overall height range is 44 ¾ - 52 ¼</div><div>• seat height range is 22 - 29 ½</div><div>• arm height range is 30 ⅞ - 36 ⅞</div></div> <div>GSA Contract SIN #33721</div>	Dimensions	D	W	H	COM	\$1,338
		Overall	28 ½	28 ½	52 ¾	A	\$1,345
		Seat	16 ⅝	20 ¾	22	B	\$1,358
		Arm			36 ⅞	COL/C	\$1,381
		Upholstery		Shipping		D	\$1,411
		COM Ydg	¾	Ctn Wt	54	E	\$1,441
		COL Sq Ft	15	Cu Ft	25	F	\$1,487
						G	\$1,536
						H	\$1,589
						I	\$1,671
				J	\$1,770		
				L1	\$1,546		
				L2	\$1,605		

**To Order, Specify:**


- 1 Model Number
- 2 Seat Fabric Selection - vendor, pattern and color
- 3 Knit Back Color Selection
- 4 Optional Aluminum Base - add \$99 list
- 5 Optional Premium Polished Trim Grey Dual Wheel Soft Urethane Caster add \$318 list
- 6 Optional Aluminum Cantilever Arm - Black Cap add \$112 list, Grey Cap add \$140 (cantilever arm models only)
- 7 Optional Metal Handle - Black Sandtex (BSX) add \$55 list, Nearly Chrome (NCH) add \$72 list


**Specifications**


- Knit back with molded plywood seat.
- Seat has 2 ½" high density polyurethane foam.
- Knit back conforms to shape for optimal comfort.
- Stool models are standard with 10 degree tilt, lock, pneumatic lift, tension adjustment.
- Foot ring 13" from floor, reposition with adjustment knob.
- Polyurethane base, glass reinforced nylon/5-prong/grip ring caster insertion.
- All models standard with 60 mm dual wheel non-hooded black nylon plastic casters.


When ordering Quickship products, place a "Q" in front of model number.  
 Example: QPX800L

**NOW!**  
*Need it.*  
 JSI Quickship

Description	1 Model	Specifications				List Price Per Grade	
<div>Low Back</div> <div>NOW!</div> 	<div>PX821</div> <ul style="list-style-type: none"><li>· upholstered back</li><li>· armless</li><li>· swivel tilt</li><li>· double stitch outer back detail</li><li>· black polyurethane base</li><li>· overall height range is 34 - 39 ¼</li><li>· seat height range is 17 ¼ - 22 ½</li></ul> <div>GSA Contract SIN #33721</div>	Dimensions	D	W	H	COM	\$1,030
		Overall	28 ½	28 ½	39 ¼	A	\$1,048
		Seat	16 ⅝	20 ¾	17 ¼	B	\$1,083
		Upholstery	Shipping			COL/C	\$1,145
		COM Ydg	2	Ctn Wt	37	D	\$1,224
		COL Sq Ft	40	Cu Ft	16	E	\$1,303
						F	\$1,425
						G	\$1,557
						H	\$1,697
						I	\$1,917
				J	\$2,180		
				L1	\$1,653		
				L2	\$1,829		

<div>Low Back</div> <div>NOW!</div> 	<div>PX821L</div> <ul style="list-style-type: none"><li>· upholstered back</li><li>· arm</li><li>· swivel tilt</li><li>· black urethane loop arms</li><li>· double stitch outer back detail</li><li>· black polyurethane base</li><li>· overall height range is 34 - 39 ¼</li><li>· seat height range is 17 ¼ - 22 ½</li><li>· arm height range is 26 ¼ - 31 ½</li></ul> <div>Excluded from GSA Contract</div>	Dimensions	D	W	H	COM	\$1,177
		Overall	28 ½	28 ½	39 ¼	A	\$1,195
		Seat	16 ⅝	20 ¾	17 ¼	B	\$1,230
		Arm	31 ½			COL/C	\$1,292
		Upholstery	Shipping			D	\$1,371
		COM Ydg	2	Ctn Wt	42	E	\$1,450
		COL Sq Ft	40	Cu Ft	16	F	\$1,572
						G	\$1,704
						H	\$1,844
						I	\$2,064
				J	\$2,327		
				L1	\$1,800		
				L2	\$1,976		

<div>Low Back</div> <div>NOW!</div> 	<div>PX821S</div> <ul style="list-style-type: none"><li>· upholstered back</li><li>· arm</li><li>· swivel tilt</li><li>· adjustable black urethane, slim profile T arm</li><li>· double stitch outer back detail</li><li>· black polyurethane base</li><li>· overall height range is 34 - 39 ¼</li><li>· seat height range is 17 ¼ - 22 ½</li><li>· arm height range is 25 ⅝ - 33 ¾</li></ul> <div>GSA Contract SIN #33721</div>	Dimensions	D	W	H	COM	\$1,259
		Overall	28 ½	28 ½	39 ¼	A	\$1,277
		Seat	16 ⅝	20 ¾	17 ¼	B	\$1,312
		Arm	33 ¾			COL/C	\$1,374
		Upholstery	Shipping			D	\$1,453
		COM Ydg	2	Ctn Wt	43	E	\$1,532
		COL Sq Ft	40	Cu Ft	16	F	\$1,654
						G	\$1,786
						H	\$1,926
						I	\$2,146
				J	\$2,409		
				L1	\$1,882		
				L2	\$2,058		

Description	1 Model	Specifications				List Price Per Grade	
<div>Low Back</div> <div></div>	<div>PX821C</div> <div><ul style="list-style-type: none"><li>• upholstered back</li><li>• arm</li><li>• swivel tilt</li><li>• black urethane cantilever arm</li><li>• double stitch outer back detail</li><li>• black polyurethane base</li><li>• overall height range is 34 - 39 ¼</li><li>• seat height range is 17 ¼ - 22 ½</li><li>• arm height range is 26 ½ - 31 ¾</li></ul></div> <div>GSA Contract SIN #33721</div>	Dimensions	D	W	H	COM	\$1,216
		Overall	28 ½	28 ½	39 ¼	A	\$1,234
		Seat	16 ⅝	20 ¾	17 ¼	B	\$1,269
		Arm			31 ¾	COL/C	\$1,331
		Upholstery		Shipping		D	\$1,410
		COM Ydg	2	Ctn Wt	42	E	\$1,489
		COL Sq Ft	40	Cu Ft	16	F	\$1,611
						G	\$1,743
						H	\$1,883
						I	\$2,103
				J	\$2,366		
				L1	\$1,839		
				L2	\$2,015		

### To Order, Specify:

- 1 Model Number
- 2 Fabric Selection - vendor, pattern and color
- 3 Optional Aluminum Base - add \$99 list
- 4 Optional Premium Polished Trim Grey Dual Wheel Soft Urethane Caster add \$318 list
- 5 Optional Aluminum Cantilever Arm - Black Cap add \$112 list, Grey Cap add \$140 (cantilever arm models only)
- 6 Optional Metal Handle - Black Sandtex (BSX) add \$55 list, Nearly Chrome (NCH) add \$72 list
- 7 Optional Back Zipper Detail - add \$69 list (upholstered back models only)
- 8 Optional Conference Preset Height Cylinder - add \$99 list (swivel tilt chairs only)




When ordering Quickship products, place a "Q" in front of model number.  
Example: QPX800L


**NOW!**  
Need it.  
JSI Quickship

### Specifications

- One piece molded plywood shell.
- Seat has 2 ½" high density polyurethane foam.
- Back has ¾" high density polyurethane foam.
- Upholstered back models are standard with double stitch outer back detail.
- Swivel tilt models are standard with 20 degree tilt, lock, pneumatic lift, tension adjustment.
- Polyurethane base, glass reinforced nylon/5-prong/grip ring caster insertion.
- All models standard with 60 mm dual wheel non-hooded black nylon plastic casters.



Description	1 Model	Specifications	List Price Per Grade			
<div>Mid Back</div> <div>NOW!</div> 	<div>PX822</div> <ul style="list-style-type: none"><li>· upholstered back</li><li>· armless</li><li>· swivel tilt</li><li>· double stitch outer back detail</li><li>· black polyurethane base</li><li>· overall height range is 39 3⁄8 - 44 5⁄8</li><li>· seat height range is 17 1⁄4 - 22 1⁄2</li></ul> <div>GSA Contract SIN #33721</div>	<div>Dimensions</div> <div>D</div> <div>W</div> <div>H</div>	COM \$1,075			
		Overall	28 1⁄2	28 1⁄2	44 5⁄8	A \$1,095
		Seat	16 5⁄8	20 3⁄4	17 1⁄4	B \$1,135
		<div>Upholstery</div>	<div>Shipping</div>			COL/C \$1,204
		COM Ydg	2 1⁄4	Ctn Wt	41	D \$1,293
		COL Sq Ft	45	Cu Ft	20	E \$1,382
					F \$1,520	
					G \$1,668	
					H \$1,826	
					I \$2,072	
					J \$2,369	
					L1 \$1,776	
					L2 \$1,974	
<div>Mid Back</div> <div>NOW!</div> 	<div>PX822L</div> <ul style="list-style-type: none"><li>· upholstered back</li><li>· arm</li><li>· swivel tilt</li><li>· black urethane loop arms</li><li>· double stitch outer back detail</li><li>· black polyurethane base</li><li>· overall height range is 39 3⁄8 - 44 5⁄8</li><li>· seat height range is 17 1⁄4 - 22 1⁄2</li><li>· arm height range is 26 1⁄4 - 31 1⁄2</li></ul> <div>Excluded from GSA Contract</div>	<div>Dimensions</div> <div>D</div> <div>W</div> <div>H</div>	COM \$1,205			
		Overall	28 1⁄2	28 1⁄2	44 5⁄8	A \$1,225
		Seat	16 5⁄8	20 3⁄4	17 1⁄4	B \$1,265
		Arm	31 1⁄2			COL/C \$1,334
		<div>Upholstery</div>	<div>Shipping</div>			D \$1,423
		COM Ydg	2 1⁄4	Ctn Wt	46	E \$1,512
		COL Sq Ft	45	Cu Ft	20	F \$1,650
					G \$1,798	
					H \$1,956	
					I \$2,202	
					J \$2,499	
					L1 \$1,906	
					L2 \$2,104	
<div>Mid Back</div> <div>NOW!</div> 	<div>PX822S</div> <ul style="list-style-type: none"><li>· upholstered back</li><li>· arm</li><li>· swivel tilt</li><li>· adjustable black urethane, slim profile T arm</li><li>· double stitch outer back detail</li><li>· black polyurethane base</li><li>· overall height range is 39 3⁄8 - 44 5⁄8</li><li>· seat height range is 17 1⁄4 - 22 1⁄2</li><li>· arm height range is 25 1⁄8 - 33 3⁄4</li></ul> <div>GSA Contract SIN #33721</div>	<div>Dimensions</div> <div>D</div> <div>W</div> <div>H</div>	COM \$1,288			
		Overall	28 1⁄2	28 1⁄2	44 5⁄8	A \$1,308
		Seat	16 5⁄8	20 3⁄4	17 1⁄4	B \$1,348
		Arm	33 3⁄4			COL/C \$1,417
		<div>Upholstery</div>	<div>Shipping</div>			D \$1,506
		COM Ydg	2 1⁄4	Ctn Wt	47	E \$1,595
		COL Sq Ft	45	Cu Ft	20	F \$1,733
					G \$1,881	
					H \$2,039	
					I \$2,285	
					J \$2,582	
					L1 \$1,989	
					L2 \$2,187	

Description	1 Model	Specifications				List Price Per Grade	
<div>Mid Back</div> <div><div>NOW!</div></div>	<div>PX822C</div> <div><div>• upholstered back</div><div>• arm</div><div>• swivel tilt</div><div>• black urethane cantilever arm</div><div>• double stitch outer back detail</div><div>• black polyurethane base</div><div>• overall height range is 39 3⁄8 - 44 5⁄8</div><div>• seat height range is 17 1⁄4 - 22 1⁄2</div><div>• arm height range is 26 1⁄8 - 31 3⁄8</div></div> <div>GSA Contract SIN #33721</div>	Dimensions	D	W	H	COM	\$1,244
		Overall	28 ½	28 ½	44 5⁄8	A	\$1,264
		Seat	16 5⁄8	20 ¾	17 ¼	B	\$1,304
		Arm			31 3⁄8	COL/C	\$1,373
		Upholstery	Shipping			D	\$1,462
		COM Ydg	2 ¼	Ctn Wt	46	E	\$1,551
		COL Sq Ft	45	Cu Ft	20	F	\$1,689
						G	\$1,837
						H	\$1,995
						I	\$2,241
						J	\$2,538
						L1	\$1,945
						L2	\$2,143

### To Order, Specify:




- 1 Model Number
- 2 Fabric Selection - vendor, pattern and color
- 3 Optional Aluminum Base - add \$99 list
- 4 Optional Premium Polished Trim Grey Dual Wheel Soft Urethane Caster add \$318 list
- 5 Optional Aluminum Cantilever Arm - Black Cap add \$112 list, Grey Cap add \$140 (cantilever arm models only)
- 6 Optional Metal Handle - Black Sandtex (BSX) add \$55 list, Nearly Chrome (NCH) add \$72 list
- 7 Optional Back Zipper Detail - add \$69 list (upholstered back models only)
- 8 Optional Conference Preset Height Cylinder - add \$99 list (swivel tilt chairs only)


When ordering Quickship products, place a "Q" in front of model number.  
Example: QPX800L

**NOW!**  
Need it.  
JSI Quickship

### Specifications

- One piece molded plywood shell.
- Seat has 2 1/2" high density polyurethane foam.
- Back has 3/4" high density polyurethane foam.
- Upholstered back models are standard with double stitch outer back detail.
- Swivel tilt models are standard with 20 degree tilt, lock, pneumatic lift, tension adjustment.
- Polyurethane base, glass reinforced nylon/5-prong/grip ring caster insertion.
- All models standard with 60 mm dual wheel non-hooded black nylon plastic casters.

Description	1 Model	Specifications				List Price Per Grade	
<div>High Back</div> <div>NOW!</div> 	<div>PX823</div> <div><ul style="list-style-type: none"><li>· upholstered back</li><li>· armless</li><li>· swivel tilt</li><li>· double stitch outer back detail</li><li>· black polyurethane base</li><li>· overall height range is 45 7⁄8 - 51 1⁄8</li><li>· seat height range is 17 1⁄4 - 22 1⁄2</li></ul></div> <div>GSA Contract SIN #33721</div>	Dimensions	D	W	H	COM	\$1,130
		Overall	28 1⁄2	28 1⁄2	51 1⁄8	A	\$1,153
		Seat	16 5⁄8	20 3⁄4	17 1⁄4	B	\$1,196
		Upholstery	Shipping			COL/C	\$1,273
		COM Ydg	2 1⁄2	Ctn Wt	45	D	\$1,372
		COL Sq Ft	50	Cu Ft	25	E	\$1,471
						F	\$1,624
						G	\$1,789
						H	\$1,964
						I	\$2,238
				J	\$2,567		
				L1	\$1,909		
				L2	\$2,129		
<div>High Back</div> <div>NOW!</div> 	<div>PX823L</div> <div><ul style="list-style-type: none"><li>· upholstered back</li><li>· arm</li><li>· swivel tilt</li><li>· black urethane loop arm</li><li>· double stitch outer back detail</li><li>· black polyurethane base</li><li>· overall height range is 45 7⁄8 - 51 1⁄8</li><li>· seat height range is 17 1⁄4 - 22 1⁄2</li><li>· arm height range is 26 1⁄4 - 31 1⁄2</li></ul></div> <div>Excluded from GSA Contract</div>	Dimensions	D	W	H	COM	\$1,260
		Overall	28 1⁄2	28 1⁄2	51 1⁄8	A	\$1,283
		Seat	16 5⁄8	20 3⁄4	17 1⁄4	B	\$1,326
		Arm	31 1⁄2			COL/C	\$1,403
		Upholstery	Shipping			D	\$1,502
		COM Ydg	2 1⁄2	Ctn Wt	50	E	\$1,601
		COL Sq Ft	50	Cu Ft	25	F	\$1,754
						G	\$1,919
						H	\$2,094
						I	\$2,368
				J	\$2,697		
				L1	\$2,039		
				L2	\$2,259		
<div>High Back</div> <div>NOW!</div> 	<div>PX823S</div> <div><ul style="list-style-type: none"><li>· upholstered back</li><li>· arm</li><li>· swivel tilt</li><li>· adjustable black urethane, slim profile T arm</li><li>· double stitch outer back detail</li><li>· black polyurethane base</li><li>· overall height range is 45 7⁄8 - 51 1⁄8</li><li>· seat height range is 17 1⁄4 - 22 1⁄2</li><li>· arm height range is 25 1⁄8 - 33 3⁄4</li></ul></div> <div>GSA Contract SIN #33721</div>	Dimensions	D	W	H	COM	\$1,344
		Overall	28 1⁄2	28 1⁄2	51 1⁄8	A	\$1,367
		Seat	16 5⁄8	20 3⁄4	17 1⁄4	B	\$1,410
		Arm	33 3⁄4			COL/C	\$1,487
		Upholstery	Shipping			D	\$1,586
		COM Ydg	2 1⁄2	Ctn Wt	51	E	\$1,685
		COL Sq Ft	50	Cu Ft	25	F	\$1,838
						G	\$2,003
						H	\$2,178
						I	\$2,452
				J	\$2,781		
				L1	\$2,123		
				L2	\$2,343		

Description	1 Model	Specifications				List Price Per Grade	
<b>High Back</b> 	<b>PX823C</b> • upholstered back • arm • swivel tilt • black urethane cantilever arm • double stitch outer back detail • black polyurethane base • overall height range is 45 7/8" - 51 1/8" • seat height range is 17 1/4" - 22 1/2" • arm height range is 26 1/8" - 31 3/8"	<b>Dimensions</b>	<b>D</b>	<b>W</b>	<b>H</b>	<b>COM</b>	<b>\$1,299</b>
		Overall	28 1/2"	28 1/2"	51 1/8"	A	\$1,322
		Seat	16 5/8"	20 3/4"	17 1/4"	B	\$1,365
		Arm			31 3/8"	COL/C	\$1,442
		<b>Upholstery</b>		<b>Shipping</b>		D	\$1,541
		COM Ydg	2 1/2"	Ctn Wt	50	E	\$1,640
		COL Sq Ft	50	Cu Ft	25	F	\$1,793
						G	\$1,958
						H	\$2,133
						I	\$2,407
	GSA Contract SIN #33721					J	\$2,736
						L1	\$2,078
						L2	\$2,298

**To Order, Specify:**




- 1 Model Number
- 2 Fabric Selection - vendor, pattern and color
- 3 Optional Aluminum Base - add \$99 list
- 4 Optional Premium Polished Trim Grey Dual Wheel Soft Urethane Caster add \$318 list
- 5 Optional Aluminum Cantilever Arm - Black Cap add \$112 list, Grey Cap add \$140 (cantilever arm models only)
- 6 Optional Metal Handle - Black Sandtex (BSX) add \$55 list, Nearly Chrome (NCH) add \$72 list
- 7 Optional Back Zipper Detail - add \$69 list (upholstered back models only)
- 8 Optional Conference Preset Height Cylinder - add \$99 list (swivel tilt chairs only)


**Specifications**

- One piece molded plywood shell.
- Seat has 2 1/2" high density polyurethane foam.
- Back has 3/4" high density polyurethane foam.
- Upholstered back models are standard with double stitch outer back detail.
- Swivel tilt models are standard with 20 degree tilt, lock, pneumatic lift, tension adjustment.
- High back models standard with back pull - stitch detail.
- Polyurethane base, glass reinforced nylon/5-prong/grip ring caster insertion.
- All models standard with 60 mm dual wheel non-hooded black nylon plastic casters.

When ordering Quickship products, place a "Q" in front of model number.  
 Example: QPX800L

**NOW!**  
*Need it.*  
 JSI Quickship

Description	1 Model	Specifications	List Price Per Grade			
<div>Mid Back</div> <div>NOW!</div> 	<div>PX812</div> <div><div><div>· upholstered back</div><div>· armless</div><div>· synchro tilt</div><div>· double stitch outer back detail</div><div>· black polyurethane base</div><div>· overall height range is 40 7⁄8 - 46 1⁄8</div><div>· seat height range is 18 3⁄4 - 24</div></div></div> <div>GSA Contract SIN #33721</div>	<div>Dimensions</div> <div>D</div> <div>W</div> <div>H</div>	COM \$1,305			
		Overall	28 1⁄2	28 1⁄2	46 1⁄8	A \$1,325
		Seat	16 5⁄8	20 3⁄4	18 3⁄4	B \$1,365
		<div>Upholstery</div>	<div>Shipping</div>			COL/C \$1,434
		COM Ydg	2 1⁄4	Ctn Wt	46	D \$1,523
		COL Sq Ft	45	Cu Ft	20	E \$1,612
					F \$1,750	
					G \$1,898	
					H \$2,056	
					I \$2,302	
					J \$2,599	
					L1 \$2,006	
					L2 \$2,204	
<div>Mid Back</div> <div>NOW!</div> 	<div>PX812L</div> <div><div><div>· upholstered back</div><div>· arm</div><div>· synchro tilt</div><div>· black urethane loop arms</div><div>· double stitch outer back detail</div><div>· black polyurethane base</div><div>· overall height range is 40 7⁄8 - 46 1⁄8</div><div>· seat height range is 18 3⁄4 - 24</div><div>· arm height range is 27 3⁄4 - 33</div></div></div> <div>Excluded from GSA Contract</div>	<div>Dimensions</div> <div>D</div> <div>W</div> <div>H</div>	COM \$1,435			
		Overall	28 1⁄2	28 1⁄2	46 1⁄8	A \$1,455
		Seat	16 5⁄8	20 3⁄4	18 3⁄4	B \$1,495
		Arm	33			COL/C \$1,564
		<div>Upholstery</div>	<div>Shipping</div>			D \$1,653
		COM Ydg	2 1⁄4	Ctn Wt	51	E \$1,742
		COL Sq Ft	45	Cu Ft	20	F \$1,880
					G \$2,028	
					H \$2,186	
					I \$2,432	
					J \$2,729	
					L1 \$2,136	
					L2 \$2,334	
<div>Mid Back</div> <div>NOW!</div> 	<div>PX812S</div> <div><div><div>· upholstered back</div><div>· arm</div><div>· synchro tilt</div><div>· adjustable black urethane, slim profile T arm</div><div>· double stitch outer back detail</div><div>· black polyurethane base</div><div>· overall height range is 40 7⁄8 - 46 1⁄8</div><div>· seat height range is 18 3⁄4 - 24</div><div>· arm height range is 26 5⁄8 - 35</div></div></div> <div>GSA Contract SIN #33721</div>	<div>Dimensions</div> <div>D</div> <div>W</div> <div>H</div>	COM \$1,518			
		Overall	28 1⁄2	28 1⁄2	46 1⁄8	A \$1,538
		Seat	16 5⁄8	20 3⁄4	18 3⁄4	B \$1,578
		Arm	35			COL/C \$1,647
		<div>Upholstery</div>	<div>Shipping</div>			D \$1,736
		COM Ydg	2 1⁄4	Ctn Wt	52	E \$1,825
		COL Sq Ft	45	Cu Ft	20	F \$1,963
					G \$2,111	
					H \$2,269	
					I \$2,515	
					J \$2,812	
					L1 \$2,219	
					L2 \$2,417	

Description	1 Model	Specifications				List Price Per Grade	
<b>Mid Back</b> 	<b>PX812C</b> • upholstered back • arm • synchro tilt • black urethane cantilever arm • double stitch outer back detail • black polyurethane base • overall height range is 40 7/8 - 46 1/8 • seat height range is 18 3/4 - 24 • arm height range is 27 5/8 - 32 7/8  GSA Contract SIN #33721	<b>Dimensions</b>	<b>D</b>	<b>W</b>	<b>H</b>	<b>COM</b>	<b>\$1,474</b>
		Overall	28 1/2	28 1/2	46 1/8	<b>A</b>	<b>\$1,494</b>
		Seat	16 5/8	20 3/4	18 3/4	<b>B</b>	<b>\$1,534</b>
		Arm			32 7/8	<b>COL/C</b>	<b>\$1,603</b>
		<b>Upholstery</b>	<b>Shipping</b>			<b>D</b>	<b>\$1,692</b>
		COM Ydg	2 1/4	Ctn Wt	51	<b>E</b>	<b>\$1,781</b>
		COL Sq Ft	45	Cu Ft	20	<b>F</b>	<b>\$1,919</b>
						<b>G</b>	<b>\$2,067</b>
						<b>H</b>	<b>\$2,225</b>
						<b>I</b>	<b>\$2,471</b>
						<b>J</b>	<b>\$2,768</b>
						<b>L1</b>	<b>\$2,175</b>
						<b>L2</b>	<b>\$2,373</b>

**To Order, Specify:**




- 1 Model Number
- 2 Fabric Selection - vendor, pattern and color
- 3 Optional Aluminum Base - add \$99 list
- 4 Optional Premium Polished Trim Grey Dual Wheel Soft Urethane Caster add \$318 list
- 5 Optional Aluminum Cantilever Arm - Black Cap add \$112 list, Grey Cap add \$140 (cantilever arm models only)
- 6 Optional Metal Handle - Black Sandtex (BSX) add \$55 list, Nearly Chrome (NCH) add \$72 list
- 7 Optional Back Zipper Detail - add \$69 list (upholstered back models only)
- 8 Optional Conference Preset Height Cylinder - add \$99 list (swivel tilt chairs only)


**Specifications**

- One piece molded plywood shell.
- Seat has 2 1/2" high density polyurethane foam.
- Back has 3/4" high density polyurethane foam.
- Upholstered back models are standard with double stitch outer back detail.
- Swivel tilt models are standard with 20 degree tilt, lock, pneumatic lift, tension adjustment.
- High back models standard with back pull - stitch detail.
- Polyurethane base, glass reinforced nylon/5-prong/grip ring caster insertion.
- All models standard with 60 mm dual wheel non-hooded black nylon plastic casters.

When ordering Quickship products, place a "Q" in front of model number.  
 Example: QPX800L

**NOW!**  
*Need it.*  
 JSI Quickship

Description	1 Model	Specifications				List Price Per Grade	
<b>High Back</b> 	<b>PX813</b> <ul style="list-style-type: none"> <li>· upholstered back</li> <li>· armless</li> <li>· synchro tilt</li> <li>· double stitch outer back detail</li> <li>· black polyurethane base</li> <li>· overall height range is 47 3/8" - 52 1/2"</li> <li>· seat height range is 18 3/4" - 24"</li> </ul>	<b>Dimensions</b>	<b>D</b>	<b>W</b>	<b>H</b>	<b>COM</b>	<b>\$1,326</b>
		Overall	28 1/2"	28 1/2"	52 3/8"	<b>A</b>	<b>\$1,349</b>
		Seat	16 5/8"	20 3/4"	18 3/4"	<b>B</b>	<b>\$1,392</b>
		<b>Upholstery</b>	<b>Shipping</b>			<b>COL/C</b>	<b>\$1,469</b>
		COM Ydg	2 1/2"	Ctn Wt	50	<b>D</b>	<b>\$1,568</b>
		COL Sq Ft	50	Cu Ft	25	<b>E</b>	<b>\$1,667</b>
						<b>F</b>	<b>\$1,820</b>
						<b>G</b>	<b>\$1,985</b>
						<b>H</b>	<b>\$2,160</b>
						<b>I</b>	<b>\$2,434</b>
						<b>J</b>	<b>\$2,763</b>
						<b>L1</b>	<b>\$2,105</b>
						<b>L2</b>	<b>\$2,325</b>
	GSA Contract SIN #33721						
<b>High Back</b> 	<b>PX813L</b> <ul style="list-style-type: none"> <li>· upholstered back</li> <li>· arm</li> <li>· synchro tilt</li> <li>· black urethane loop arms</li> <li>· double stitch outer back detail</li> <li>· black polyurethane base</li> <li>· overall height range is 47 3/8" - 52 1/2"</li> <li>· seat height range is 18 3/4" - 24"</li> <li>· arm height range is 27 3/4" - 33"</li> </ul>	<b>Dimensions</b>	<b>D</b>	<b>W</b>	<b>H</b>	<b>COM</b>	<b>\$1,456</b>
		Overall	28 1/2"	28 1/2"	52 3/8"	<b>A</b>	<b>\$1,479</b>
		Seat	16 5/8"	20 3/4"	18 3/4"	<b>B</b>	<b>\$1,522</b>
		Arm			33"	<b>COL/C</b>	<b>\$1,599</b>
		<b>Upholstery</b>	<b>Shipping</b>			<b>D</b>	<b>\$1,698</b>
		COM Ydg	2 1/2"	Ctn Wt	55	<b>E</b>	<b>\$1,797</b>
		COL Sq Ft	50	Cu Ft	25	<b>F</b>	<b>\$1,950</b>
						<b>G</b>	<b>\$2,115</b>
						<b>H</b>	<b>\$2,290</b>
						<b>I</b>	<b>\$2,564</b>
						<b>J</b>	<b>\$2,893</b>
						<b>L1</b>	<b>\$2,235</b>
						<b>L2</b>	<b>\$2,455</b>
	Excluded from GSA Contract						
<b>High Back</b> 	<b>PX813S</b> <ul style="list-style-type: none"> <li>· upholstered back</li> <li>· arm</li> <li>· synchro tilt</li> <li>· adjustable black urethane, slim profile T arm</li> <li>· double stitch outer back detail</li> <li>· black polyurethane base</li> <li>· overall height range is 47 3/8" - 52 1/2"</li> <li>· seat height range is 18 3/4" - 24"</li> <li>· arm height range is 26 5/8" - 35"</li> </ul>	<b>Dimensions</b>	<b>D</b>	<b>W</b>	<b>H</b>	<b>COM</b>	<b>\$1,539</b>
		Overall	28 1/2"	28 1/2"	52 3/8"	<b>A</b>	<b>\$1,562</b>
		Seat	16 5/8"	20 3/4"	18 3/4"	<b>B</b>	<b>\$1,605</b>
		Arm			35"	<b>COL/C</b>	<b>\$1,682</b>
		<b>Upholstery</b>	<b>Shipping</b>			<b>D</b>	<b>\$1,781</b>
		COM Ydg	2 1/2"	Ctn Wt	56	<b>E</b>	<b>\$1,880</b>
		COL Sq Ft	50	Cu Ft	25	<b>F</b>	<b>\$2,033</b>
						<b>G</b>	<b>\$2,198</b>
						<b>H</b>	<b>\$2,373</b>
						<b>I</b>	<b>\$2,647</b>
						<b>J</b>	<b>\$2,976</b>
						<b>L1</b>	<b>\$2,318</b>
						<b>L2</b>	<b>\$2,538</b>
	GSA Contract SIN #33721						

Description	1 Model	Specifications				List Price Per Grade	
<b>High Back</b> 	<b>PX813C</b> • upholstered back • arm • synchro tilt • black urethane cantilever arm • double stitch outer back detail • black polyurethane base • overall height range is 47 3/8" - 52 5/8" • seat height range is 18 3/4" - 24" • arm height range is 27 5/8" - 32 7/8"  GSA Contract SIN #33721	<b>Dimensions</b>	<b>D</b>	<b>W</b>	<b>H</b>	<b>COM</b>	<b>\$1,494</b>
		Overall	28 1/2"	28 1/2"	52 5/8"	A	\$1,517
		Seat	16 5/8"	20 3/4"	18 3/4"	B	\$1,560
		Arm			32 7/8"	COL/C	\$1,637
		<b>Upholstery</b>	<b>Shipping</b>			D	\$1,736
		COM Ydg	2 1/2"	Ctn Wt	55	E	\$1,835
		COL Sq Ft	50	Cu Ft	25	F	\$1,988
						G	\$2,153
						H	\$2,328
						I	\$2,602
						J	\$2,931
						L1	\$2,273
						L2	\$2,493

**To Order, Specify:**

- 1 Model Number
- 2 Fabric Selection - vendor, pattern and color
- 3 Optional Aluminum Base - add \$99 list
- 4 Optional Premium Polished Trim Grey Dual Wheel Soft Urethane Caster add \$318 list
- 5 Optional Aluminum Cantilever Arm - Black Cap add \$112 list, Grey Cap add \$140 (cantilever arm models only)
- 6 Optional Seat Depth Slide - add \$38 list (synchro tilt models only)
- 7 Optional Metal Handle - Black Sandtex (BSX) add \$55 list, Nearly Chrome (NCH) add \$72 list
- 8 Optional Back Zipper Detail - add \$69 list (upholstered back models only)




When ordering Quickship products, place a "Q" in front of model number.  
 Example: QPX800L


**NOW!**  
*Need it.*  
 JSI Quickship

**Specifications**

- Two piece molded plywood seat and back.
- Seat has 2 1/2" high density polyurethane foam.
- Back has 3/4" high density polyurethane foam.
- Upholstered back models are standard with double stitch outer back detail.
- Synchro models are standard with synchronized independent seat and back recline, lock pneumatic lift, tension adjustment, 6 position, 2 1/2" back height adjustment.
- High back models standard with back pull - stitch detail.
- Polyurethane base, glass reinforced nylon/5-prong/grip ring caster insertion.
- All models standard with 60 mm dual wheel non-hooded black nylon plastic casters.



Description	1 Model	Specifications				List Price Per Grade	
<b>Low Back Sit-to-Stand</b> 	<b>PX824</b> <ul style="list-style-type: none"> <li>· upholstered back</li> <li>· armless</li> <li>· swivel limited tilt</li> <li>· double stitch outer back detail</li> <li>· black polyurethane base</li> <li>· overall height range is 36 ¾ - 44 ¼</li> <li>· seat height range is 20 - 27 ½</li> </ul>	<b>Dimensions</b>	<b>D</b>	<b>W</b>	<b>H</b>	<b>COM</b>	<b>\$1,318</b>
		Overall	29 ½	29 ½	44 ¼	<b>A</b>	<b>\$1,336</b>
		Seat	16 ⅝	20 ¾	20	<b>B</b>	<b>\$1,371</b>
		<b>Upholstery</b>	<b>Shipping</b>			<b>COL/C</b>	<b>\$1,433</b>
		COM Ydg	2	Ctn Wt	46	<b>D</b>	<b>\$1,512</b>
		COL Sq Ft	40	Cu Ft	21	<b>E</b>	<b>\$1,591</b>
						<b>F</b>	<b>\$1,713</b>
						<b>G</b>	<b>\$1,845</b>
						<b>H</b>	<b>\$1,985</b>
						<b>I</b>	<b>\$2,205</b>
						<b>J</b>	<b>\$2,468</b>
						<b>L1</b>	<b>\$1,941</b>
						<b>L2</b>	<b>\$2,117</b>
	GSA Contract SIN #33721						
<b>Low Back Sit-to-Stand</b> 	<b>PX824L</b> <ul style="list-style-type: none"> <li>· upholstered back</li> <li>· arm</li> <li>· swivel limited tilt</li> <li>· black urethane loop arms</li> <li>· double stitch outer back detail</li> <li>· black polyurethane base</li> <li>· overall height range is 36 ¾ - 44 ¼</li> <li>· seat height range is 20 - 27 ½</li> <li>· arm height range is 29 - 34 ¼</li> </ul>	<b>Dimensions</b>	<b>D</b>	<b>W</b>	<b>H</b>	<b>COM</b>	<b>\$1,465</b>
		Overall	29 ½	29 ½	44 ¼	<b>A</b>	<b>\$1,483</b>
		Seat	16 ⅝	20 ¾	20	<b>B</b>	<b>\$1,518</b>
		Arm			34 ¼	<b>COL/C</b>	<b>\$1,580</b>
		<b>Upholstery</b>	<b>Shipping</b>			<b>D</b>	<b>\$1,659</b>
		COM Ydg	2	Ctn Wt	51	<b>E</b>	<b>\$1,738</b>
		COL Sq Ft	40	Cu Ft	21	<b>F</b>	<b>\$1,860</b>
						<b>G</b>	<b>\$1,992</b>
						<b>H</b>	<b>\$2,132</b>
						<b>I</b>	<b>\$2,352</b>
						<b>J</b>	<b>\$2,615</b>
						<b>L1</b>	<b>\$2,088</b>
						<b>L2</b>	<b>\$2,264</b>
	Excluded from GSA Contract						
<b>Low Back Sit-to-Stand</b> 	<b>PX824S</b> <ul style="list-style-type: none"> <li>· upholstered back</li> <li>· arm</li> <li>· swivel limited tilt</li> <li>· adjustable black urethane, slim profile T arm</li> <li>· double stitch outer back detail</li> <li>· black polyurethane base</li> <li>· overall height range is 36 ¾ - 44 ¼</li> <li>· seat height range is 20 - 27 ½</li> <li>· arm height range is 27 ⅞ - 36 ½</li> </ul>	<b>Dimensions</b>	<b>D</b>	<b>W</b>	<b>H</b>	<b>COM</b>	<b>\$1,548</b>
		Overall	29 ½	29 ½	44 ¼	<b>A</b>	<b>\$1,566</b>
		Seat	16 ⅝	20 ¾	20	<b>B</b>	<b>\$1,601</b>
		Arm			36	<b>COL/C</b>	<b>\$1,663</b>
		<b>Upholstery</b>	<b>Shipping</b>			<b>D</b>	<b>\$1,742</b>
		COM Ydg	2	Ctn Wt	52	<b>E</b>	<b>\$1,821</b>
		COL Sq Ft	40	Cu Ft	21	<b>F</b>	<b>\$1,943</b>
						<b>G</b>	<b>\$2,075</b>
						<b>H</b>	<b>\$2,215</b>
						<b>I</b>	<b>\$2,435</b>
						<b>J</b>	<b>\$2,698</b>
						<b>L1</b>	<b>\$2,171</b>
						<b>L2</b>	<b>\$2,347</b>
	GSA Contract SIN #33721						

Description	1 Model	Specifications				List Price Per Grade	
<b>Low Back Sit-to-Stand</b>  	<b>PX824C</b> <ul style="list-style-type: none"> <li>• upholstered back</li> <li>• arm</li> <li>• swivel limited tilt</li> <li>• black urethane cantilever arm</li> <li>• double stitch outer back detail</li> <li>• black polyurethane base</li> <li>• overall height range is 36 ¾ - 44 ¼</li> <li>• seat height range is 20 - 27 ½</li> <li>• arm height range is 28 ¾ - 34 ½</li> </ul>	<b>Dimensions</b>		<b>D</b>	<b>W</b>	<b>H</b>	<b>COM</b> \$1,504
		Overall		29 ½	29 ½	44 ¼	<b>A</b> \$1,522
		Seat		16 ⅝	20 ¾	20	<b>B</b> \$1,557
		Arm				34 ½	<b>COL/C</b> \$1,619
		<b>Upholstery</b>		<b>Shipping</b>			<b>D</b> \$1,698
		COM Ydg	2	Ctn Wt	51		<b>E</b> \$1,777
		COL Sq Ft	40	Cu Ft	21		<b>F</b> \$1,899
							<b>G</b> \$2,031
							<b>H</b> \$2,171
							<b>I</b> \$2,391
	GSA Contract SIN #33721						<b>J</b> \$2,654
							<b>L1</b> \$2,127
							<b>L2</b> \$2,303

#### To Order, Specify:




- 1 Model Number
- 2 Fabric Selection - vendor, pattern and color
- 3 Optional Aluminum Base - add \$99 list
- 4 Optional Premium Polished Trim Grey Dual Wheel Soft Urethane Caster add \$318 list
- 5 Optional Aluminum Cantilever Arm - Black Cap add \$112 list, Grey Cap add \$140 (cantilever arm models only)
- 6 Optional Metal Handle - Black Sandtex (BSX) add \$55 list, Nearly Chrome (NCH) add \$72 list
- 7 Optional Back Zipper Detail - add \$69 list (upholstered back models only)


When ordering Quickship products, place a "Q" in front of model number.  
Example: QPX800L

**NOW!**  
Need it.  
JSI Quickship

#### Specifications

- One piece molded plywood shell.
- Seat has 2 ½" high density polyurethane foam.
- Back has ¾" high density polyurethane foam.
- Upholstered back models are standard with double stitch outer back detail.
- Sit-to-Stand models are standard with 10 degree tilt, lock, pneumatic lift, tension adjustment.
- Foot ring 9" from floor, reposition with adjustment knob.
- Polyurethane base, glass reinforced nylon/5-prong/grip ring caster insertion.
- All models standard with 60 mm dual wheel non-hooded black nylon plastic casters.

Description	1 Model	Specifications				List Price Per Grade	
<b>Mid Back Sit-to-Stand</b> 	<b>PX825</b> <ul style="list-style-type: none"> <li>· upholstered back</li> <li>· armless</li> <li>· swivel limited tilt</li> <li>· double stitch outer back detail</li> <li>· black polyurethane base</li> <li>· overall height range is 42 1/8 - 49 3/8</li> <li>· seat height range is 20 - 27 1/2</li> </ul>	<b>Dimensions</b>	<b>D</b>	<b>W</b>	<b>H</b>	<b>COM</b>	<b>\$1,363</b>
		Overall	29 1/2	29 1/2	49 3/8	A	\$1,383
		Seat	16 5/8	20 3/4	20	B	\$1,423
		<b>Upholstery</b>		<b>Shipping</b>		COL/C	\$1,492
		COM Ydg	2 1/4	Ctn Wt	50	D	\$1,581
		COL Sq Ft	45	Cu Ft	25	E	\$1,670
						F	\$1,808
						G	\$1,956
						H	\$2,114
						I	\$2,360
	GSA Contract SIN #33721					J	\$2,657
						L1	\$2,064
						L2	\$2,262
<b>Mid Back Sit-to-Stand</b> 	<b>PX825L</b> <ul style="list-style-type: none"> <li>· upholstered back</li> <li>· arm</li> <li>· swivel limited tilt</li> <li>· black urethane loop arms</li> <li>· double stitch outer back detail</li> <li>· black polyurethane base</li> <li>· overall height range is 42 1/8 - 49 3/8</li> <li>· seat height range is 20 - 27 1/2</li> <li>· arm height range is 29 - 34 1/4</li> </ul>	<b>Dimensions</b>	<b>D</b>	<b>W</b>	<b>H</b>	<b>COM</b>	<b>\$1,494</b>
		Overall	29 1/2	29 1/2	49 3/8	A	\$1,514
		Seat	16 5/8	20 3/4	20	B	\$1,554
		Arm			34 1/4	COL/C	\$1,623
		<b>Upholstery</b>		<b>Shipping</b>		D	\$1,712
		COM Ydg	2 1/4	Ctn Wt	55	E	\$1,801
		COL Sq Ft	45	Cu Ft	25	F	\$1,939
						G	\$2,087
						H	\$2,245
						I	\$2,491
	Excluded from GSA Contract					J	\$2,788
						L1	\$2,195
						L2	\$2,393
<b>Mid Back Sit-to-Stand</b> 	<b>PX825S</b> <ul style="list-style-type: none"> <li>· upholstered back</li> <li>· arm</li> <li>· swivel limited tilt</li> <li>· adjustable black urethane, slim profile T arm</li> <li>· double stitch outer back detail</li> <li>· black polyurethane base</li> <li>· overall height range is 42 1/8 - 49 3/8</li> <li>· seat height range is 20 - 27 1/2</li> <li>· arm height range is 27 1/8 - 36 1/2</li> </ul>	<b>Dimensions</b>	<b>D</b>	<b>W</b>	<b>H</b>	<b>COM</b>	<b>\$1,576</b>
		Overall	29 1/2	29 1/2	49 3/8	A	\$1,596
		Seat	16 5/8	20 3/4	20	B	\$1,636
		Arm			36	COL/C	\$1,705
		<b>Upholstery</b>		<b>Shipping</b>		D	\$1,794
		COM Ydg	2 1/4	Ctn Wt	56	E	\$1,883
		COL Sq Ft	45	Cu Ft	25	F	\$2,021
						G	\$2,169
						H	\$2,327
						I	\$2,573
	GSA Contract SIN #33721					J	\$2,870
						L1	\$2,277
						L2	\$2,475

Description	1 Model	Specifications				List Price Per Grade	
<b>Mid Back Sit-to-Stand</b> 	<b>PX825C</b> <ul style="list-style-type: none"> <li>• upholstered back</li> <li>• arm</li> <li>• swivel limited tilt</li> <li>• black urethane cantilever arm</li> <li>• double stitch outer back detail</li> <li>• black polyurethane base</li> <li>• overall height range is 42 1/8 - 49 5/8</li> <li>• seat height range is 20 - 27 1/2</li> <li>• arm height range is 28 7/8 - 34 1/8</li> </ul>	<b>Dimensions</b>	<b>D</b>	<b>W</b>	<b>H</b>	<b>COM</b>	<b>\$1,533</b>
		Overall	29 1/2	29 1/2	49 5/8	A	\$1,553
		Seat	16 5/8	20 3/4	20	B	\$1,593
		Arm			34 1/8	COL/C	\$1,662
		<b>Upholstery</b>	<b>Shipping</b>			D	\$1,751
		COM Ydg	2 1/4	Ctn Wt	55	E	\$1,840
		COL Sq Ft	45	Cu Ft	25	F	\$1,978
						G	\$2,126
						H	\$2,284
						I	\$2,530
						J	\$2,827
						L1	\$2,234
						L2	\$2,432

GSA Contract SIN #33721

**To Order, Specify:**

- 1 Model Number
- 2 Fabric Selection - vendor, pattern and color
- 3 Optional Aluminum Base - add \$99 list
- 4 Optional Premium Polished Trim Grey Dual Wheel Soft Urethane Caster add \$318 list
- 5 Optional Aluminum Cantilever Arm - Black Cap add \$112 list, Grey Cap add \$140 (cantilever arm models only)
- 6 Optional Metal Handle - Black Sandtex (BSX) add \$55 list, Nearly Chrome (NCH) add \$72 list
- 7 Optional Back Zipper Detail - add \$69 list (upholstered back models only)


**Specifications**

- One piece molded plywood shell.
- Seat has 2 1/2" high density polyurethane foam.
- Back has 3/4" high density polyurethane foam.
- Upholstered back models are standard with double stitch outer back detail.
- Sit-to-Stand models are standard with 10 degree tilt, lock, pneumatic lift, tension adjustment.
- Foot ring 9" from floor, reposition with adjustment knob.
- Polyurethane base, glass reinforced nylon/5-prong/grip ring caster insertion.
- All models standard with 60 mm dual wheel non-hooded black nylon plastic casters.

When ordering Quickship products, place a "Q" in front of model number.  
Example: QPX800L

**NOW!**  
Need it.  
JSI Quickship

# PROXY

Description	1 Model	Specifications				List Price Per Grade	
<b>Low Back Stool</b> 	<b>PX827C</b> • upholstered back • arm • swivel limited tilt • black urethane cantilever arm • double stitch outer back detail • black polyurethane base • overall height range is 38 ¾ - 46 ¼ • seat height range is 22 - 29 ½ • arm height range is 30 ¾ - 36 ½	<b>Dimensions</b>	<b>D</b>	<b>W</b>	<b>H</b>	<b>COM</b>	<b>\$1,448</b>
		Overall	28 ½	28 ½	46 ¼	<b>A</b>	<b>\$1,466</b>
		Seat	16 ⅝	20 ¾	22	<b>B</b>	<b>\$1,501</b>
		Arm			36 ½	<b>COL/C</b>	<b>\$1,563</b>
		<b>Upholstery</b>	<b>Shipping</b>			<b>D</b>	<b>\$1,642</b>
		COM Ydg	2	Ctn Wt	50	<b>E</b>	<b>\$1,721</b>
		COL Sq Ft	40	Cu Ft	21	<b>F</b>	<b>\$1,843</b>
						<b>G</b>	<b>\$1,975</b>
						<b>H</b>	<b>\$2,115</b>
						<b>I</b>	<b>\$2,335</b>
						<b>J</b>	<b>\$2,598</b>
						<b>L1</b>	<b>\$2,071</b>
						<b>L2</b>	<b>\$2,247</b>

GSA Contract SIN #33721

**To Order, Specify:**




- 1 Model Number
- 2 Fabric Selection - vendor, pattern and color
- 3 Optional Aluminum Base - add \$99 list
- 4 Optional Premium Polished Trim Grey Dual Wheel Soft Urethane Caster add \$318 list
- 5 Optional Aluminum Cantilever Arm - Black Cap add \$112 list, Grey Cap add \$140 (cantilever arm models only)
- 6 Optional Metal Handle - Black Sandtex (BSX) add \$55 list, Nearly Chrome (NCH) add \$72 list
- 7 Optional Back Zipper Detail - add \$69 list (upholstered back models only)

When ordering Quickship products, place a "Q" in front of model number.  
 Example: QPX800L

**NOW!**  
*Need it.*  
 JSI Quickship

**Specifications**


- One piece molded plywood shell.
- Seat has 2 ½" high density polyurethane foam.
- Back has ¾" high density polyurethane foam.
- Upholstered back models are standard with double stitch outer back detail.
- Sit-to-Stand models are standard with 10 degree tilt, lock, pneumatic lift, tension adjustment.
- Foot ring 9" from floor, reposition with adjustment knob.
- Polyurethane base, glass reinforced nylon/5-prong/grip ring caster insertion.
- All models standard with 60 mm dual wheel non-hooded black nylon plastic casters.

Description	1 Model	Specifications				List Price Per Grade	
<b>Mid Back Stool</b> 	<b>PX828</b> <ul style="list-style-type: none"> <li>· upholstered back</li> <li>· armless</li> <li>· swivel limited tilt</li> <li>· double stitch outer back detail</li> <li>· black polyurethane base</li> <li>· overall height range is 44 1/8" - 51 1/8"</li> <li>· seat height range is 22" - 29 1/2"</li> </ul>	<b>Dimensions</b>	<b>D</b>	<b>W</b>	<b>H</b>	<b>COM</b>	<b>\$1,308</b>
		Overall	28 1/2"	28 1/2"	51 1/8"	A	\$1,328
		Seat	16 5/8"	20 3/4"	22"	B	\$1,368
		<b>Upholstery</b>		<b>Shipping</b>		COL/C	\$1,437
		COM Ydg	2 1/4"	Ctn Wt	49	D	\$1,526
		COL Sq Ft	45	Cu Ft	25	E	\$1,615
						F	\$1,753
						G	\$1,901
						H	\$2,059
						I	\$2,305
<b>Mid Back Stool</b> 	<b>PX828L</b> <ul style="list-style-type: none"> <li>· upholstered back</li> <li>· arm</li> <li>· swivel limited tilt</li> <li>· black urethane loop arms</li> <li>· double stitch outer back detail</li> <li>· black polyurethane base</li> <li>· overall height range is 44 1/8" - 51 1/8"</li> <li>· seat height range is 22" - 29 1/2"</li> <li>· arm height range is 31" - 36 1/4"</li> </ul>	<b>Dimensions</b>	<b>D</b>	<b>W</b>	<b>H</b>	<b>COM</b>	<b>\$1,440</b>
		Overall	28 1/2"	28 1/2"	51 1/8"	A	\$1,460
		Seat	16 5/8"	20 3/4"	22"	B	\$1,500
		Arm			36 1/4"	COL/C	\$1,569
		<b>Upholstery</b>		<b>Shipping</b>		D	\$1,658
		COM Ydg	2 1/4"	Ctn Wt	54	E	\$1,747
		COL Sq Ft	45	Cu Ft	25	F	\$1,885
						G	\$2,033
						H	\$2,191
						I	\$2,437
<b>Mid Back Stool</b> 	<b>PX828S</b> <ul style="list-style-type: none"> <li>· upholstered back</li> <li>· arm</li> <li>· swivel limited tilt</li> <li>· adjustable black urethane, slim profile T arm</li> <li>· double stitch outer back detail</li> <li>· black polyurethane base</li> <li>· overall height range is 44 1/8" - 51 1/8"</li> <li>· seat height range is 22" - 29 1/2"</li> </ul>	<b>Dimensions</b>	<b>D</b>	<b>W</b>	<b>H</b>	<b>COM</b>	<b>\$1,521</b>
		Overall	28 1/2"	28 1/2"	51 1/8"	A	\$1,541
		Seat	16 5/8"	20 3/4"	22"	B	\$1,581
		Arm			38"	COL/C	\$1,650
		<b>Upholstery</b>		<b>Shipping</b>		D	\$1,739
		COM Ydg	2 1/4"	Ctn Wt	55	E	\$1,828
		COL Sq Ft	45	Cu Ft	25	F	\$1,966
						G	\$2,114
						H	\$2,272
						I	\$2,518

GSA Contract SIN #33721

Excluded from GSA Contract

GSA Contract SIN #33721

Description	1 Model	Specifications				List Price Per Grade	
<div>Mid Back Stool</div> <div><div>NOW!</div></div>	<div>PX828C</div> <div><div>• upholstered back</div><div>• arm</div><div>• swivel limited tilt</div><div>• black urethane cantilever arm</div><div>• double stitch outer back detail</div><div>• black polyurethane base</div><div>• overall height range is 44 1⁄8 - 51 5⁄8</div><div>• seat height range is 22 - 29 1⁄2</div><div>• arm height range is 30 7⁄8 - 36 1⁄8</div></div> <div>GSA Contract SIN #33721</div>	Dimensions	D	W	H	COM	\$1,477
		Overall	28 1⁄2	28 1⁄2	51 5⁄8	A	\$1,497
		Seat	16 5⁄8	20 3⁄4	22	B	\$1,537
		Arm			36 1⁄8	COL/C	\$1,606
		Upholstery		Shipping		D	\$1,695
		COM Ydg	2 1⁄4	Ctn Wt	54	E	\$1,784
		COL Sq Ft	45	Cu Ft	25	F	\$1,922
						G	\$2,070
						H	\$2,228
						I	\$2,474
				J	\$2,771		
				L1	\$2,178		
				L2	\$2,376		

#### To Order, Specify:

- 1 Model Number
- 2 Fabric Selection - vendor, pattern and color
- 3 Optional Aluminum Base - add \$99 list
- 4 Optional Premium Polished Trim Grey Dual Wheel Soft Urethane Caster add \$318 list
- 5 Optional Aluminum Cantilever Arm - Black Cap add \$112 list, Grey Cap add \$140 (cantilever arm models only)
- 6 Optional Metal Handle - Black Sandtex (BSX) add \$55 list, Nearly Chrome (NCH) add \$72 list
- 7 Optional Back Zipper Detail - add \$69 list (upholstered back models only)

When ordering Quickship products, place a "Q" in front of model number.  
Example: QPX800L

**NOW!**  
Need it.  
JSI Quickship

#### Specifications

- One piece molded plywood shell.
- Seat has 2 1/2" high density polyurethane foam.
- Back has 3/4" high density polyurethane foam.
- Upholstered back models are standard with double stitch outer back detail.
- Sit-to-Stand models are standard with 10 degree tilt, lock, pneumatic lift, tension adjustment.
- Foot ring 9" from floor, reposition with adjustment knob.
- Polyurethane base, glass reinforced nylon/5-prong/grip ring caster insertion.
- All models standard with 60 mm dual wheel non-hooded black nylon plastic casters.



Ramona Order Check List:



Specify:

☐ 1. Model Number

☐ 2. Wood Species - Maple (M)

☐ 3. Wood Finish

☐ 4. Fabric Selection - vendor, pattern and color

☐ 5. Optional Rubber Cushion Nylon Glides - no upcharge

Example:

RA2581C	M	AUB	MOMENTUM	VOX	MYSTIC
(model #)	(wood species)	(finish)	(fabric vendor)	(pattern name)	(pattern color)

1. Model Number

2. Wood Species - Maple (M)

3. Wood Finish Options:

CAG Aged Ash Coordinate	CGR Graphite Coordinate
ALM Ale Medium	HRV Harvest
AUB Auburn	CHL High Line Coordinate
BRL Barley	CKC Khaki Coordinate
CBE Blonde Echo Coordinate	LGC Legacy
BBM Bourbon Medium	MCH Mocha
CBZ Brazilwood Coordinate	NTO Night Owl
BRM Brighton Medium	COA Oatmeal Cookie Coordinate
BUT Butterscotch	CPI Pinnacle Walnut Coordinate
CIN Cinnamon	PRL Praline
CLA Classic	SAF Saffron
CCF Coffee Coordinate	SIE Sienna
CLL Collectors	CST Studio Teak Coordinate
CCR Cremello Coordinate	TOF Toffee
EAR Earthy	TRF Truffle
ESP Espresso	VEN Venetian
FLX Flax	CVI Vintage Coordinate
CFL Florence Walnut Coordinate	CWH Walnut Heights Coordinate
CFO Fossil Coordinate	CWE Weathered Ash Coordinate

4. Fabric Selection - Please supply the following:

Fabric vendor

Pattern name

Pattern color

[For a complete list of JSI Graded-In Fabric click here](#)

When specifying contrasting upholstery, indicate clearly which upholstery is to be applied to the seat and back. Use higher grade pricing.

- Indicate direction of fabric - Railroaded or Up the Roll
- Please provide illustration, if available

All COM orders must include the following:

- Vendor's name, pattern name and color
- Sample of the fabric attached to order
- Model numbers of items for fabric application
- Special application instructions (e.g., all stripes will be applied front to back unless specified otherwise)
- Customer and purchase order number

Ship prepaid COM material to:

JSI

Attn: COM Dept

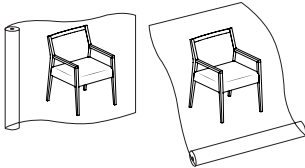
201 East Martin Street

Receiving B, Dock 71

Orleans, IN 47452


Application of fabric:

Railroaded      Up the Roll




All COM orders will ship at standard lead time from receipt of COM except for orders requiring special custom matched finishes.

5. Optional Rubber Cushion Nylon Glides - no upcharge

Description	① Model	Specifications			List Price Per Grade		
<div>Guest Chair</div> <div><div>Now!</div></div> <div></div>	<div>RA2581C</div> <div><div>· upholstered seat</div><div>· wood back slats</div></div> <div>GSA Contract SIN #33721</div>	Dimensions	D	W	H	COM	\$843
		Overall	25 ¼	22 ½	32 ¼	A	\$859
		Seat	19 ¾	19 ¾	18	B	\$879
		Arm			24 ¾	COL/C	\$916
		Upholstery		Shipping		D	\$962
		COM Ydg	1	Ctn Wt	22	E	\$1,009
		COL Sq Ft	18	Cu Ft	14	F	\$1,079
				G	\$1,157		
				H	\$1,238		
				I	\$1,366		
				J	\$1,520		
				L1	\$1,212		
				L2	\$1,315		

Guest Chair

Now!



RA2581F

· upholstered seat

· ½ upholstered lower back with wood slats

GSA Contract SIN #33721

Dimensions	D	W	H
Overall	25 ¼	22 ½	32 ¼
Seat	19 ¾	19 ¾	18
Arm			24 ¾
Upholstery	Shipping		
COM Ydg	1 ¼	Ctn Wt	23
COL Sq Ft	14	Cu Ft	14

COM \$951

A \$966

B \$992

COL/C \$1,037

D \$1,094

E \$1,152

F \$1,241

G \$1,337

H \$1,440

I \$1,599

J \$1,791

L1 \$1,408

L2 \$1,536

**To Order, Specify:**

- ① Model Number
- ② Wood Species - Maple (M)
- ③ Wood Finish
- ④ Fabric Selection - vendor, pattern and color
- ⑤ Optional Rubber Cushion Nylon Glides - no upcharge

**③ Wood Finish/Color Options:**

CAG	Aged Ash Coordinate	CGR	Graphite Coordinate
ALM	Ale Medium	HRV	Harvest
AUB	Auburn	CHL	High Line Coordinate
BRL	Barley	CKC	Khaki Coordinate
CBE	Blonde Echo Coordinate	LGC	Legacy
BBM	Bourbon Medium	MCH	Mocha
CBZ	Brazilwood Coordinate	NTO	Night Owl
BRM	Brighton Medium	COA	Oatmeal Cook Coordinate
BUT	Butterscotch	CPI	Pinnacle Walnut Coordinate
CIN	Cinnamon	PRL	Praline
CLA	Classic	SAF	Saffron
CCF	Coffee Coordinate	SIE	Sienna
CLL	Collectors	CST	Studio Teak Coordinate
CCR	Cremello Coordinate	TOF	Toffee
EAR	Earthy	TRF	Truffle
ESP	Espresso	VEN	Venetian
FLX	Flax	CVI	Vintage Coordinate
CFL	Florence Walnut Coordinate	CWH	Walnut Heights Coordinate
CFO	Fossil Coordinate	CWE	Weathered Ash Coordinate



- ④ See a selection of graded in fabric manufacturers and patterns on pages 20-28 Contact Customer Service for additional fabric options.

**Specifications**

- Wood species - Maple.
- Solid Maple lumber exterior frame.
- Solid lumber interior frame.
- Seat has synthetic sheet webbing and 2" high density polyurethane foam.
- Solid hardwood back frame with synthetic sheet webbing and ¾" polyurethane foam.
- Wall saver feature.
- Mortise and tenon construction with corner blocks, glue and screws.
- Standard with rubber cushion metal glides.

When ordering Quickship products, place a "Q" in front of model number.  
 Example: QGT4901D

**NOW!**  
*Need it.*  
*JSI Quickship*

Description	① Model	Specifications	List Price Per Grade																												
<div>Guest Chair</div> <div>NOW!</div> <div></div>	<div>RA2581E</div> <div><ul style="list-style-type: none"><li>· upholstered seat</li><li>· ¾ upholstered back</li></ul></div> <div>GSA Contract SIN #33721</div>	<table><tr><th>Dimensions</th><th>D</th><th>W</th><th>H</th></tr><tr><td>Overall</td><td>25 ¼</td><td>22 ½</td><td>32 ¼</td></tr><tr><td>Seat</td><td>19 ¾</td><td>19 ¾</td><td>18</td></tr><tr><td>Arm</td><td></td><td></td><td>24 ¾</td></tr><tr><th>Upholstery</th><th colspan="3">Shipping</th></tr><tr><td>COM Ydg</td><td>1 ¼</td><td>Ctn Wt</td><td>23</td></tr><tr><td>COL Sq Ft</td><td>23</td><td>Cu Ft</td><td>14</td></tr></table>	Dimensions	D	W	H	Overall	25 ¼	22 ½	32 ¼	Seat	19 ¾	19 ¾	18	Arm			24 ¾	Upholstery	Shipping			COM Ydg	1 ¼	Ctn Wt	23	COL Sq Ft	23	Cu Ft	14	<div>COM \$899</div> <div>A \$911</div> <div>B \$937</div> <div>COL/C \$983</div> <div>D \$1,041</div> <div>E \$1,098</div> <div>F \$1,188</div> <div>G \$1,283</div> <div>H \$1,386</div> <div>I \$1,545</div> <div>J \$1,738</div> <div>L1 \$1,354</div> <div>L2 \$1,481</div>
Dimensions	D	W	H																												
Overall	25 ¼	22 ½	32 ¼																												
Seat	19 ¾	19 ¾	18																												
Arm			24 ¾																												
Upholstery	Shipping																														
COM Ydg	1 ¼	Ctn Wt	23																												
COL Sq Ft	23	Cu Ft	14																												
<div>Guest Chair</div> <div>NOW!</div> <div></div>	<div>RA2581D</div> <div><ul style="list-style-type: none"><li>· upholstered seat</li><li>· fully upholstered back</li></ul></div> <div>GSA Contract SIN #33721</div>	<table><tr><th>Dimensions</th><th>D</th><th>W</th><th>H</th></tr><tr><td>Overall</td><td>25 ¼</td><td>22 ½</td><td>32 ¼</td></tr><tr><td>Seat</td><td>19 ¾</td><td>19 ¾</td><td>18</td></tr><tr><td>Arm</td><td></td><td></td><td>24 ¾</td></tr><tr><th>Upholstery</th><th colspan="3">Shipping</th></tr><tr><td>COM Ydg</td><td>1 ½</td><td>Ctn Wt</td><td>23</td></tr><tr><td>COL Sq Ft</td><td>27</td><td>Cu Ft</td><td>14</td></tr></table>	Dimensions	D	W	H	Overall	25 ¼	22 ½	32 ¼	Seat	19 ¾	19 ¾	18	Arm			24 ¾	Upholstery	Shipping			COM Ydg	1 ½	Ctn Wt	23	COL Sq Ft	27	Cu Ft	14	<div>COM \$924</div> <div>A \$939</div> <div>B \$969</div> <div>COL/C \$1,023</div> <div>D \$1,093</div> <div>E \$1,162</div> <div>F \$1,269</div> <div>G \$1,385</div> <div>H \$1,507</div> <div>I \$1,699</div> <div>J \$1,930</div> <div>L1 \$1,470</div> <div>L2 \$1,623</div>
Dimensions	D	W	H																												
Overall	25 ¼	22 ½	32 ¼																												
Seat	19 ¾	19 ¾	18																												
Arm			24 ¾																												
Upholstery	Shipping																														
COM Ydg	1 ½	Ctn Wt	23																												
COL Sq Ft	27	Cu Ft	14																												

**To Order, Specify:**

- ① Model Number
- ② Wood Species - Maple (M)
- ③ Wood Finish
- ④ Fabric Selection - vendor, pattern and color
- ⑤ Optional Rubber Cushion Nylon Glides - no upcharge

**③ Wood Finish/Color Options:**

CAG	Aged Ash Coordinate	CGR	Graphite Coordinate
ALM	Ale Medium	HRV	Harvest
AUB	Auburn	CHL	High Line Coordinate
BRL	Barley	CKC	Khaki Coordinate
CBE	Blonde Echo Coordinate	LGC	Legacy
BBM	Bourbon Medium	MCH	Mocha
CBZ	Brazilwood Coordinate	NTD	Night Owl
BRM	Brighton Medium	COA	Oatmeal Cook Coordinate
BUT	Butterscotch	CPI	Pinnacle Walnut Coordinate
CIN	Cinnamon	PRL	Praline
CLA	Classic	SAF	Saffron
CCF	Coffee Coordinate	SIE	Sienna
CLL	Collectors	CST	Studio Teak Coordinate
CCR	Cremello Coordinate	TOF	Toffee
EAR	Earthy	TRF	Truffle
ESP	Espresso	VEN	Venetian
FLX	Flax	CVI	Vintage Coordinate
CFL	Florence Walnut Coordinate	CWH	Walnut Heights Coordinate
CFO	Fossil Coordinate	CWE	Weathered Ash Coordinate

**Specifications**

- Wood species - Maple.
- Solid Maple lumber exterior frame.
- Solid lumber interior frame.
- Seat has synthetic sheet webbing and 2" high density polyurethane foam.
- Solid hardwood back frame with synthetic sheet webbing and ¾" polyurethane foam.
- Wall saver feature.
- Mortise and tenon construction with corner blocks, glue and screws.
- Standard with rubber cushion metal glides.

When ordering Quickship products, place a "Q" in front of model number.  
 Example: QGT4901D

**Need it.**  
*JSI Quickship*

- ④ See a selection of graded in fabric manufacturers and patterns on pages 20-28 Contact Customer Service for additional fabric options.

## Ria Order Check List:



### Specify:

- ☐ 1. Model Number
- ☐ 2. Wood Species - Maple (M)
- ☐ 3. Wood Finish
- ☐ 4. Fabric Selection - vendor, pattern and color
- ☐ 5. Optional Rubber Cushion Nylon Glides - no upcharge

### Example:

RI2571 | M | AUB | MOMENTUM | VOX | MYSTIC  
(model #) | (wood species) | (finish) | (fabric vendor) | (pattern name) | (pattern color)

#### 1. Model Number

#### 2. Wood Species - Maple (M)

#### 3. Wood Finish Options:

CAG Aged Ash Coordinate	CGR Graphite Coordinate
ALM Ale Medium	HRV Harvest
AUB Auburn	CHL High Line Coordinate
BRL Barley	CKC Khaki Coordinate
CBE Blonde Echo Coordinate	LGC Legacy
BBM Bourbon Medium Medium	MCH Mocha
CBZ Brazilwood Coordinate	NTO Night Owl
BRM Brighton Medium	COA Oatmeal Cookie Coordinate
BUT Butterscotch	CPI Pinnacle Walnut Coordinate
CIN Cinnamon	PRL Praline
CLA Classic	SAF Saffron
CCF Coffee Coordinate	SIE Sienna
CLL Collectors	CST Studio Teak Coordinate
CCR Cremello Coordinate	TOF Toffee
EAR Earthy	TRF Truffle
ESP Espresso	VEN Venetian
FLX Flax	CVI Vintage Coordinate
CFL Florence Walnut Coordinate	CWH Walnut Heights Coordinate
CFO Fossil Coordinate	CWE Weathered Ash Coordinate


#### All COM orders must include the following:

- Vendor's name, pattern name and color
- Sample of the fabric attached to order
- Model numbers of items for fabric application
- Special application instructions (e.g., all stripes will be applied front to back unless specified otherwise)
- Customer and purchase order number

Ship prepaid COM  
material to:

JSI  
Attn: COM Dept  
201 East Martin Street  
Receiving B, Dock 71  
Orleans, IN 47452

Application of fabric:  
Railroaded Up the Roll



All COM orders will ship at standard lead time from receipt of COM except for orders requiring special custom matched finishes.

#### 4. Fabric Selection - Please supply the following:


Fabric vendor  
Pattern name  
Pattern color

[For a complete list of JSI Graded-In Fabric click here](#)

When specifying contrasting upholstery, indicate clearly which upholstery is to be applied to the seat and back. Use higher grade pricing.

- Indicate direction of fabric - Railroaded or Up the Roll
- Please provide illustration, if available

#### 5. Optional Rubber Cushion Nylon Glides - no upcharge

Description	1 Model	Specifications				List Price Per Grade		
<div>Guest Chair</div> <div><div>NOW!</div></div>	<div>RI2571</div> <div>GSA Contract SIN #33721</div>	Dimensions		D	W	H	COM	\$880
		Overall		25	22 ½	31 ½	A	\$909
		Seat		19	20	18 ¼	B	\$944
		Arm				25 ½	COL/C	\$1,003
		Upholstery			Shipping		D	\$1,078
		COM Ydg	1 ½	Ctn Wt	20	E	\$1,154	
		COL Sq Ft	27	Cu Ft	12	F	\$1,272	
						G	\$1,396	
						H	\$1,532	
						I	\$1,741	
						J	\$1,992	
						L1	\$1,422	
						L2	\$1,556	

To Order, Specify:

- 1 Model Number
- 2 Wood Species - Maple (M)
- 3 Wood Finish
- 4 Fabric Selection - vendor, pattern and color
- 5 Optional Rubber Cushion Nylon Glides - no upcharge

3 Wood Finish/Color Options:

CAG	Aged Ash Coordinate	CGR	Graphite Coordinate
ALM	Ale Medium	HRV	Harvest
AUB	Auburn	CHL	High Line Coordinate
BRL	Barley	CKC	Khaki Coordinate
CBE	Blonde Echo Coordinate	LGC	Legacy
BBM	Bourbon Medium Medium	MCH	Mocha
CBZ	Brazilwood Coordinate	NTO	Night Owl
BRM	Brighton Medium	COA	Oatmeal Cook Coordinate
BUT	Butterscotch	CPI	Pinnacle Walnut Coordinate
CIN	Cinnamon	PRL	Praline
CLA	Classic	SAF	Saffron
CCF	Coffee Coordinate	SIE	Sienna
CLL	Collectors	CST	Studio Teak Coordinate
CCR	Cremello Coordinate	TOF	Toffee
EAR	Earthy	TRF	Truffle
ESP	Espresso	VEN	Venetian
FLX	Flax	CVI	Vintage Coordinate
CFL	Florence Walnut Coordinate	CWH	Walnut Heights Coordinate
CFO	Fossil Coordinate	CWE	Weathered Ash Coordinate

Specifications

- Wood species - Maple.
- Solid Maple lumber exterior frame.
- Solid lumber interior frame.
- Seat has synthetic sheet webbing and 2" high density polyurethane foam.
- Back has synthetic sheet webbing and 1 1/4" polyurethane foam.
- Mortise and tenon construction with corner blocks, glue and screws.
- Wall saver feature.
- Standard with rubber cushion metal glides.

When ordering Quickship products, place a "Q" in front of model number.  
Example: QVL3072DD

Need it.  
JSI Quickship

- 4 See a selection of graded in fabric manufacturers and patterns on pages 20-28 Contact Customer Service for additional fabric options.

## Solara Order Check List:



### Specify:

- ☐ 1. Model Number
- ☐ 2. Wood Species - Maple (M)
- ☐ 3. Wood Finish
- ☐ 4. Fabric Selection - vendor, pattern and color

### Example:

**S07335** | **M** | **AUB** | **MOMENTUM** | **VOX** | **MYSTIC**  
 (model #) | (wood species) | (finish) | (fabric vendor) | (pattern name) | (pattern color)

#### 1. Model Number

#### 2. Wood Species - Maple (M)

#### 3. Wood Finish Options:

CAG Aged Ash Coordinate	CGR Graphite Coordinate
ALM Ale Medium	HRV Harvest
AUB Auburn	CHL High Line Coordinate
BRL Barley	CKC Khaki Coordinate
CBE Blonde Echo Coordinate	LGC Legacy
BBM Bourbon Medium	MCH Mocha
CBZ Brazilwood Coordinate	NTO Night Owl
BRM Brighton Medium	COA Oatmeal Cookie Coordinate
BUT Butterscotch	CPI Pinnacle Walnut Coordinate
CIN Cinnamon	PRL Praline
CLA Classic	SAF Saffron
CCF Coffee Coordinate	SIE Sienna
CLL Collectors	CST Studio Teak Coordinate
CCR Cremello Coordinate	TOF Toffee
EAR Earthy	TRF Truffle
ESP Espresso	VEN Venetian
FLX Flax	CVI Vintage Coordinate
CFL Florence Walnut Coordinate	CWH Walnut Heights Coordinate
CFO Fossil Coordinate	CWE Weathered Ash Coordinate

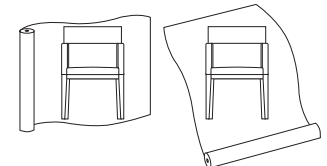
#### All COM orders must include the following:

- Vendor's name, pattern name and color
- Sample of the fabric attached to order
- Model numbers of items for fabric application
- Special application instructions (e.g., all stripes will be applied front to back unless specified otherwise)
- Customer and purchase order number

Ship prepaid COM  
material to:

JSI  
Attn: COM Dept  
201 East Martin Street  
Receiving B, Dock 71  
Orleans, IN 47452

Application of fabric:  
Railroaded Up the Roll



All COM orders will ship at standard lead time from receipt of COM except for orders requiring special custom matched finishes.


#### 4. Fabric Selection - Please supply the following:

Fabric vendor  
Pattern name  
Pattern color

[For a complete list of JSI Graded-In Fabric click here](#)

When specifying contrasting upholstery, indicate clearly which upholstery is to be applied to the seat and back. Use higher grade pricing.

- Indicate direction of fabric - Railroaded or Up the Roll
- Please provide illustration, if available

Description	1 Model	Specifications				List Price Per Grade	
<div>Guest Chair</div> <div></div>	<div>S07335</div> <div><ul style="list-style-type: none"><li>· upholstered arms</li><li>· partially upholstered back</li><li>· back has polypropylene webbing and polyurethane foam with Dacron® wrap</li></ul></div> <div>Excluded from GSA Contract</div>	Dimensions	D	W	H	COM	\$1,793
		Overall	25	22 ½	32 ½	A	\$1,816
		Seat	19	20	18 ½	B	\$1,864
		Arm			26 ½	COL/C	\$1,947
		Upholstery		Shipping		D	\$2,053
		COM Ydg	2 ¼	Ctn Wt	46	E	\$2,160
		COL Sq Ft	41	Cu Ft	13	F	\$2,273
						G	\$2,432
						H	\$2,602
						I	\$2,869
						J	\$3,188
						L1	\$2,463
						L2	\$2,634

To Order, Specify:

- 1 Model Number
- 2 Wood Species - Maple (M)
- 3 Wood Finish
- 4 Fabric Selection - vendor, pattern and color

3 Wood Finish Options:

CAG	Aged Ash Coordinate	CGR	Graphite Coordinate
ALM	Ale Medium	HRV	Harvest
AUB	Auburn	CHL	High Line Coordinate
BRL	Barley	CKC	Khaki Coordinate
CBE	Blonde Echo Coordinate	LGC	Legacy
BBM	Bourbon Medium	MCH	Mocha
CBZ	Brazilwood Coordinate	NTO	Night Owl
BRM	Brighton Medium	COA	Oatmeal Cookie Coordinate
BUT	Butterscotch	CPI	Pinnacle Walnut Coordinate
CIN	Cinnamon	PRL	Praline
CLA	Classic	SAF	Saffron
CCF	Coffee Coordinate	SIE	Sienna
CLL	Collectors	CST	Studio Teak Coordinate
CCR	Cremello Coordinate	TOF	Toffee
EAR	Earthy	TRF	Truffle
ESP	Espresso	VEN	Venetian
FLX	Flax	CVI	Vintage Coordinate
CFL	Florence Walnut Coordinate	CWH	Walnut Heights Coordinate
CFO	Fossil Coordinate	CWE	Weathered Ash Coordinate

Specifications

- Exposed wood seat frame species - Maple.
- Frame exterior is joined with dowels, seat base is reinforced with corner blocks.
- Seat has synthetic sheet webbing with high resiliency seat polyurethane foam and Dacron® wrap.

- 4 See a selection of graded in fabric manufacturers and patterns on pages 20-28. Contact Customer Service for additional fabric options.

## Solara Lounge Order Check List:



### Specify:

- ☐ 1. Model Number
- ☐ 2. Wood Species - Maple (M)
- ☐ 3. Wood Finish
- ☐ 4. Fabric Selection - vendor, pattern and color

### Example:

<b>S07361</b> (model #)	<b>M</b> (wood species)	<b>AUB</b> (finish)	<b>MOMENTUM</b> (fabric vendor)	<b>VOX</b> (pattern name)	<b>MYSTIC</b> (pattern color)
----------------------------	----------------------------	------------------------	------------------------------------	------------------------------	----------------------------------

#### 1. Model Number

#### 2. Wood Species - Maple (M)

#### 3. Wood Finish Options:

ALM Ale Medium	FLX Flax
AUB Auburn	HRV Harves
BRL Barley	LGC Legacy
BBM Bourbon Medium	MCH Mocha
BRM Brighton Medium	NTO Night Owl
BUT Butterscotch	PRL Praline
CIN Cinnamon	SAF Saffron
CLA Classic	SIE Sienna
CLL Collectors	TOF Toffee
EAR Earthy	TRF Truffle
ESP Espresso	VEN Venetian

#### 4. Fabric Selection - Please supply the following:

Fabric vendor  
Pattern name  
Pattern color

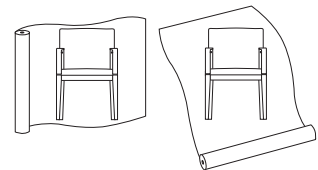
#### All COM orders must include the following:

- Vendor's name, pattern name and color
- Sample of the fabric attached to order
- Model numbers of items for fabric application
- Special application instructions (e.g., all stripes will be applied front to back unless specified otherwise)
- Customer and purchase order number

Ship prepaid COM  
material to:

JSI  
Attn: COM Dept  
201 East Martin Street  
Receiving B, Dock 71  
Orleans, IN 47452

Application of fabric:  
Railroaded Up the Roll



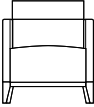
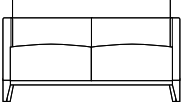
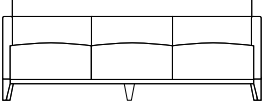

All COM orders will ship at standard lead time from receipt of COM except for orders requiring special custom matched finishes.




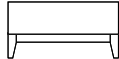

[For a complete list of JSI Graded-In Fabric click here](#)

When specifying contrasting upholstery, indicate clearly which upholstery is to be applied to the seat, back and arms. Use higher grade pricing.

- Indicate direction of fabric - Railroaded or Up the Roll
- Please provide illustration, if available



Description	① Model	Specifications	List Price Per Grade																												
<b>Single Seat</b> 	<b>S07361</b> · upholstered arms and seat · partially upholstered back · wood back top rail  Excluded from GSA Contract	<table> <tr> <th>Dimensions</th><th>D</th><th>W</th><th>H</th></tr> <tr> <td>Overall</td><td>27 ¾</td><td>29 ½</td><td>33</td></tr> <tr> <td>Seat</td><td>21 ¼</td><td>24</td><td>17 ½</td></tr> <tr> <td>Arm</td><td></td><td></td><td>27 ½</td></tr> <tr> <th>Upholstery</th><th colspan="3">Shipping</th></tr> <tr> <td>COM Ydg</td><td>4 ½</td><td>Ctn Wt</td><td>73</td></tr> <tr> <td>COL Sq Ft</td><td>104</td><td>Cu Ft</td><td>18</td></tr> </table>	Dimensions	D	W	H	Overall	27 ¾	29 ½	33	Seat	21 ¼	24	17 ½	Arm			27 ½	Upholstery	Shipping			COM Ydg	4 ½	Ctn Wt	73	COL Sq Ft	104	Cu Ft	18	COM \$3,688 A \$3,738 B \$3,831 COL/C \$3,997 D \$4,211 E \$4,423 F \$4,650 G \$4,969 H \$5,309 I \$5,841 J \$6,480 L1 \$5,459 L2 \$5,906
Dimensions	D	W	H																												
Overall	27 ¾	29 ½	33																												
Seat	21 ¼	24	17 ½																												
Arm			27 ½																												
Upholstery	Shipping																														
COM Ydg	4 ½	Ctn Wt	73																												
COL Sq Ft	104	Cu Ft	18																												
<b>Two Seat</b> 	<b>S07370</b> · upholstered arms and seat · partially upholstered back · wood back top rail  Excluded from GSA Contract	<table> <tr> <th>Dimensions</th><th>D</th><th>W</th><th>H</th></tr> <tr> <td>Overall</td><td>27 ¾</td><td>60</td><td>33</td></tr> <tr> <td>Seat</td><td>21 ¼</td><td>54 ½</td><td>17 ½</td></tr> <tr> <td>Arm</td><td></td><td></td><td>27 ½</td></tr> <tr> <th>Upholstery</th><th colspan="3">Shipping</th></tr> <tr> <td>COM Ydg</td><td>7 ¾</td><td>Ctn Wt</td><td>121</td></tr> <tr> <td>COL Sq Ft</td><td>179</td><td>Cu Ft</td><td>36</td></tr> </table>	Dimensions	D	W	H	Overall	27 ¾	60	33	Seat	21 ¼	54 ½	17 ½	Arm			27 ½	Upholstery	Shipping			COM Ydg	7 ¾	Ctn Wt	121	COL Sq Ft	179	Cu Ft	36	COM \$4,287 A \$4,371 B \$4,533 COL/C \$4,820 D \$5,185 E \$5,553 F \$5,940 G \$6,491 H \$7,077 I \$7,993 J \$9,096 L1 \$7,335 L2 \$8,103
Dimensions	D	W	H																												
Overall	27 ¾	60	33																												
Seat	21 ¼	54 ½	17 ½																												
Arm			27 ½																												
Upholstery	Shipping																														
COM Ydg	7 ¾	Ctn Wt	121																												
COL Sq Ft	179	Cu Ft	36																												
<b>Three Seat</b> 	<b>S07380</b> · upholstered arms and seat · partially upholstered back · wood back top rail  Excluded from GSA Contract	<table> <tr> <th>Dimensions</th><th>D</th><th>W</th><th>H</th></tr> <tr> <td>Overall</td><td>27 ¾</td><td>84</td><td>33</td></tr> <tr> <td>Seat</td><td>21 ¼</td><td>79</td><td>17 ½</td></tr> <tr> <td>Arm</td><td></td><td></td><td>27 ½</td></tr> <tr> <th>Upholstery</th><th colspan="3">Shipping</th></tr> <tr> <td>COM Ydg</td><td>11</td><td>Ctn Wt</td><td>141</td></tr> <tr> <td>COL Sq Ft</td><td>253</td><td>Cu Ft</td><td>50</td></tr> </table>	Dimensions	D	W	H	Overall	27 ¾	84	33	Seat	21 ¼	79	17 ½	Arm			27 ½	Upholstery	Shipping			COM Ydg	11	Ctn Wt	141	COL Sq Ft	253	Cu Ft	50	COM \$4,890 A \$5,005 B \$5,236 COL/C \$5,642 D \$6,163 E \$6,683 F \$7,234 G \$8,014 H \$8,848 I \$10,149 J \$11,713 L1 \$9,214 L2 \$10,307
Dimensions	D	W	H																												
Overall	27 ¾	84	33																												
Seat	21 ¼	79	17 ½																												
Arm			27 ½																												
Upholstery	Shipping																														
COM Ydg	11	Ctn Wt	141																												
COL Sq Ft	253	Cu Ft	50																												
<b>60"w Bench</b> 	<b>S07360</b> · upholstered seat  Excluded from GSA Contract	<table> <tr> <th>Dimensions</th><th>D</th><th>W</th><th>H</th></tr> <tr> <td>Overall</td><td>20</td><td>60</td><td>18</td></tr> <tr> <th>Upholstery</th><th colspan="3">Shipping</th></tr> <tr> <td>COM Ydg</td><td>3</td><td>Ctn Wt</td><td>100</td></tr> <tr> <td>COL Sq Ft</td><td>60</td><td>Cu Ft</td><td>15</td></tr> </table>	Dimensions	D	W	H	Overall	20	60	18	Upholstery	Shipping			COM Ydg	3	Ctn Wt	100	COL Sq Ft	60	Cu Ft	15	COM \$1,853 A \$1,885 B \$1,949 COL/C \$2,058 D \$2,201 E \$2,342 F \$2,493 G \$2,706 H \$2,933 I \$3,289 J \$3,714 L1 \$2,863 L2 \$3,118								
Dimensions	D	W	H																												
Overall	20	60	18																												
Upholstery	Shipping																														
COM Ydg	3	Ctn Wt	100																												
COL Sq Ft	60	Cu Ft	15																												

Description	1 Model	Specifications	List Price Per Grade
<b>48" w Bench</b> 	<b>S07348</b> • upholstered seat Excluded from GSA Contract	<b>Dimensions</b>	COM \$1,574
		Overall 20 48 18	A \$1,597
		<b>Upholstery</b>	B \$1,640
		COM Ydg 2 Ctn Wt 64	COL/C \$1,713
		COL Sq Ft 40 Cu Ft 12	D \$1,807
			E \$1,903
			F \$2,003
			G \$2,145
			H \$2,296
			I \$2,533
			J \$2,816
			L1 \$2,249
			L2 \$2,417
<b>Single Seat Bench</b>  	<b>S07336</b> • upholstered seat • exposed wood frame • set of two trays with aluminum laminate surface and wood sides available, specify and add \$410 list Excluded from GSA Contract	<b>Dimensions</b>	COM \$1,354
		Overall 36 36 15	A \$1,381
		<b>Upholstery</b>	B \$1,434
		COM Ydg 2 1/2 Ctn Wt 80	COL/C \$1,525
		COL Sq Ft 58 Cu Ft 14	D \$1,643
			E \$1,762
			F \$1,887
			G \$2,066
			H \$2,254
			I \$2,551
			J \$2,904
			L1 \$2,336
			L2 \$2,585
<b>Single Seat Bench</b>  	<b>S07330</b> • upholstered seat • exposed wood frame • set of two trays with aluminum laminate surface and wood sides available, specify and add \$377 list Excluded from GSA Contract	<b>Dimensions</b>	COM \$1,239
		Overall 30 30 15	A \$1,264
		<b>Upholstery</b>	B \$1,311
		COM Ydg 2 1/4 Ctn Wt 56	COL/C \$1,396
		COL Sq Ft 52 Cu Ft 10	D \$1,501
			E \$1,608
			F \$1,721
			G \$1,878
			H \$2,049
			I \$2,316
			J \$2,636
			L1 \$2,126
			L2 \$2,349

**To Order, Specify:**

- 1 Model Number
- 2 Wood Species - Maple (M)
- 3 Wood Finish
- 4 Fabric Selection - vendor, pattern and color







**3 Wood Finish Options:**

ALM	Ale Medium	FLX	Flax
AUB	Auburn	HRV	Harves
BRL	Barley	LGC	Legacy
BBM	Bourbon Medium	MCH	Mocha
BRM	Brighton Medium	NTO	Night Owl
BUT	Butterscotch	PRL	Praline
CIN	Cinnamon	SAF	Saffron
CLA	Classic	SIE	Sienna
CLL	Collectors	TOF	Toffee
EAR	Earthy	TRF	Truffle
ESP	Espresso	VEN	Venetian

- 4 See a selection of graded in fabric manufacturers and patterns on pages 20-28. Contact Customer Service for additional fabric options.

**Specifications**

- Wood species - Maple.
- Frame exterior is joined with dowels.
- Seat box reinforced with corner blocks.
- Frame interior is hardwood joined with dowels reinforced with corner blocks.
- Seat has synthetic sheet webbing with cross strap reinforcement and high resiliency seat polyurethane foam with Dacron® wrap.
- Back has polypropylene webbing and polyurethane foam with Dacron® wrap.
- Exposed back is molded maple plywood veneer.
- Back interior is molded plywood shell, high density foam with Dacron® wrap.

Description	D	W	H	CTN WT	CU FT	① Model	List Price
Coffee Table	36	36	16	46	16	OCFT7336-16	\$2,184
	<div>· ½" thick glass</div> <div>Excluded from GSA Contract</div>						
Coffee Table	30	30	16	38	11	OCFT7330-16	\$2,025
	<div>· ½" thick glass</div> <div>Excluded from GSA Contract</div>						
Coffee Table	22	42	16	75	11	OCFT7342-16	\$2,016
	<div>· ½" thick glass</div> <div>Excluded from GSA Contract</div>						
Console Table	15	48	29	72	16	OCST7348-29	\$1,971
	<div>· ½" thick glass</div> <div>Excluded from GSA Contract</div>						
End Table	22	30	24	49	12	OET7330-24	\$1,678
	<div>· ½" thick glass</div> <div>Excluded from GSA Contract</div>						
End Table	22	22	24	49	9	OST7322-24	\$1,493
	<div>· ½" thick glass</div> <div>Excluded from GSA Contract</div>						

To Order, Specify:

- ① Model Number
- ② Wood Species - Maple (M)
- ③ Wood Finish

③ Wood Finish Options:

ALM	Ale Medium	FLX	Flax
AUB	Auburn	HRV	Harves
BRL	Barley	LGC	Legacy
BBM	Bourbon Medium	MCH	Mocha
BRM	Brighton Medium	NTO	Night Owl
BUT	Butterscotch	PRL	Praline
CIN	Cinnamon	SAF	Saffron
CLA	Classic	SIE	Sienna
CLL	Collectors	TOF	Toffee
EAR	Earthy	TRF	Truffle
ESP	Espresso	VEN	Venetian

Specifications

- Frame is hardwood maple.
- Frosted glass tops with screen print on underside with finger print resistant coating.
- Glass is tempered.

## Sosa Order Check List:



### Specify:

- ☐ 1. Model Number
- ☐ 2. Wood Species - Maple (M)
- ☐ 3. Wood Finish
- ☐ 4. Fabric Selection - vendor, pattern and color
- ☐ 5. Optional Back Stitching Detail - Add \$48 list (model SA1061D only)
- ☐ 6. Optional Rubber Cushion Nylon Glides - no upcharge

### Example:

SA1061D | M | AUB | MOMENTUM | VOX | MYSTIC  
(model #) | (wood species) | (finish) | (fabric vendor) | (pattern name) | (pattern color)

#### 1. Model Number

#### 2. Wood Species - Maple (M)

#### 3. Wood Finish Options:

CAG Aged Ash Coordinate	CGR Graphite Coordinate
ALM Ale Medium	HRV Harvest
AUB Auburn	CHL High Line Coordinate
BRL Barley	CKC Khaki Coordinate
CBE Blonde Echo Coordinate	LGC Legacy
BBM Bourbon Medium	MCH Mocha
CBZ Brazilwood Coordinate	NTO Night Owl
BRM Brighton Medium	COA Oatmeal Cookie Coordinate
BUT Butterscotch	CPI Pinnacle Walnut Coordinate
CIN Cinnamon	PRL Praline
CLA Classic	SAF Saffron
CCF Coffee Coordinate	SIE Sienna
CLL Collectors	CST Studio Teak Coordinate
CCR Cremello Coordinate	TOF Toffee
EAR Earthy	TRF Truffle
ESP Espresso	VEN Venetian
FLX Flax	CVI Vintage Coordinate
CFL Florence Walnut Coordinate	CWH Walnut Heights Coordinate
CFO Fossil Coordinate	CWE Weathered Ash Coordinate

#### 4. Fabric Selection - Please supply the following:

Fabric vendor  
Pattern name  
Pattern color

[For a complete list of JSI Graded-In Fabric click here](#)

When specifying contrasting upholstery, indicate clearly which upholstery is to be applied to the seat and back. Use higher grade pricing.

- Indicate direction of fabric - Railroaded or Up the Roll
- Please provide illustration, if available

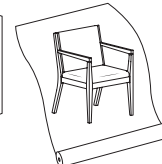
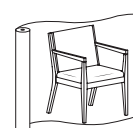
#### All COM orders must include the following:

- Vendor's name, pattern name and color
- Sample of the fabric attached to order
- Model numbers of items for fabric application
- Special application instructions (e.g., all stripes will be applied front to back unless specified otherwise)
- Customer and purchase order number

Ship prepaid COM  
material to:

JSI  
Attn: COM Dept  
201 East Martin Street  
Receiving B, Dock 71  
Orleans, IN 47452

Application of fabric:  
Railroaded Up the Roll



All COM orders will ship at standard lead time from receipt of COM except for orders requiring special custom matched finishes.

#### 5. Optional Back Stitching Detail - add \$48 list (available on model SA1061D only). Specify SBS001 for Cross Stitch Detail or SBS002 for Dual Horizontal Stitch Detail.



SBS001-  
Cross Stitch Detail



SBS002  
Dual Horizontal Stitch Detail

#### 6. Optional Rubber Cushion Nylon Glides - no upcharge

## Description

## 1 Model

## Specifications

## List Price Per Grade

## Guest Chair

NOW!



## SA1061C

- upholstered seat
- wood back

GSA Contract SIN #33721

Dimensions	D	W	H
Overall	23 ½	23	33 ¼
Seat	19 ½	22 ¾	18
Arm			26 ⅞
Upholstery		Shipping	
COM Ydg	¾	Ctn Wt	25
COL Sq Ft	14	Cu Ft	12

COM	\$827
A	\$834
B	\$847
COL/C	\$870
D	\$900
E	\$930
F	\$976
G	\$1,025
H	\$1,078
I	\$1,160
J	\$1,259
L1	\$1,035
L2	\$1,094

## Guest Chair

NOW!



## SA1061E

- upholstered seat
- partial upholstered back


GSA Contract SIN #33721

Dimensions	D	W	H
Overall	23 ½	23	33 ¼
Seat	18 ⅞	22 ¾	18
Arm			26 ⅞
Upholstery		Shipping	
COM Ydg	1 ¼	Ctn Wt	28
COL Sq Ft	23	Cu Ft	12

COM	\$945
A	\$957
B	\$978
COL/C	\$1,017
D	\$1,066
E	\$1,116
F	\$1,192
G	\$1,275
H	\$1,362
I	\$1,499
J	\$1,664
L1	\$1,291
L2	\$1,390

## Guest Chair

NOW!

SBS001  
stitch detailSBS002  
stitch detail

## SA1061D


- upholstered seat
- fully upholstered back
- optional back stitching detail available; specify SBS001 or SBS002 - add \$48 list

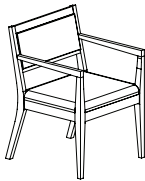
GSA Contract SIN #33721

Dimensions	D	W	H
Overall	23 ½	23	33 ¼
Seat	18 ⅞	22 ¾	18
Arm			26 ⅞
Upholstery		Shipping	
COM Ydg	1 ½	Ctn Wt	28
COL Sq Ft	27	Cu Ft	12

COM	\$953
A	\$967
B	\$993
COL/C	\$1,039
D	\$1,098
E	\$1,158
F	\$1,250
G	\$1,348
H	\$1,454
I	\$1,618
J	\$1,816
L1	\$1,368
L2	\$1,487



Description		1 Model	Specifications				List Price Per Grade	
<div>Guest Chair</div> <div>NOW!</div> 	<div>SA1061H</div> <div>· upholstered seat</div> <div>· ½ upholstered upper back with wood slats</div> <div>GSA Contract SIN #33721</div>	Dimensions		D	W	H	COM	\$949
		Overall		23 ½	23	33 ¼	A	\$961
		Seat		19 ½	22 ¾	18	B	\$982
		Arm				26 ⅞	COL/C	\$1,021
		Upholstery			Shipping		D	\$1,070
		COM Ydg		1 ¼	Ctn Wt	25	E	\$1,120
		COL Sq Ft		23	Cu Ft	12	F	\$1,196
							G	\$1,279
							H	\$1,366
							I	\$1,503
					J	\$1,668		
					L1	\$1,295		
					L2	\$1,394		

<div>Guest Chair</div> <div>NOW!</div> 	<div>SA1061I</div> <div>· upholstered seat</div> <div>· ¾ upholstered back</div> <div>GSA Contract SIN #33721</div>	Dimensions		D	W	H	COM	\$956
		Overall		23 ½	23	33 ¼	A	\$968
		Seat		19 ½	22 ¾	18	B	\$989
		Arm				26 ⅞	COL/C	\$1,028
		Upholstery			Shipping		D	\$1,077
		COM Ydg		1 ¼	Ctn Wt	25	E	\$1,127
		COL Sq Ft		23	Cu Ft	12	F	\$1,203
							G	\$1,286
							H	\$1,373
							I	\$1,510
					J	\$1,675		
					L1	\$1,302		
					L2	\$1,401		

To Order, Specify:

- 1 Model Number
- 2 Wood Species - Maple (M)
- 3 Wood Finish
- 4 Fabric Selection - vendor, pattern and color
- 5 Optional Rubber Cushion Nylon Glides - no upcharge

3 Wood Base Finish Options:

CAG	Aged Ash Coordinate	CGR	Graphite Coordinate
ALM	Ale Medium	HRV	Harvest
AUB	Auburn	CHL	High Line Coordinate
BRL	Barley	CKC	Khaki Coordinate
CBE	Blonde Echo Coordinate	LGC	Legacy
BBM	Bourbon Medium	MCH	Mocha
CBZ	Brazilwood Coordinate	NTO	Night Owl
BRM	Brighton Medium	COA	Oatmeal Cookie Coordinate
BUT	Butterscotch	CPI	Pinnacle Walnut Coordinate
CIN	Cinnamon	PRL	Praline
CLA	Classic	SAF	Saffron
CCF	Coffee Coordinate	SIE	Sienna
CLL	Collectors	CST	Studio Teak Coordinate
CCR	Cremello Coordinate	TOF	Toffee
EAR	Earthy	TRF	Truffle
ESP	Espresso	VEN	Venetian
FLX	Flax	CVI	Vintage Coordinate
CFL	Florence Walnut Coordinate	CWH	Walnut Heights Coordinate
CFO	Fossil Coordinate	CWE	Weathered Ash Coordinate

Specifications

- Wood species - Maple.
- Seat has ½" plywood with synthetic sheet webbing and 2" high density polyurethane foam.
- Solid hardwood back frame with synthetic sheet webbing and 1" polyurethane foam.
- Mortise and tenon construction with corner blocks, glue and screws.
- Wall saver feature.
- Standard with rubber cushion metal glides.

When ordering Quickship products, place a "Q" in front of model number.  
Example: QGT4901D

NOW!  
Need it.  
JSI Quickship

- 4 See a selection of graded in fabric manufacturers and patterns on pages 20-28 Contact Customer Service for additional fabric options.

## Tara Order Check List:



### Specify:

- ☐ 1. Model Number
- ☐ 2. Wood Species - Maple (M)
- ☐ 3. Wood Base Finish
- ☐ 4. Fabric Selection - vendor, pattern and color
- ☐ 5. Base Selection - wood base standard; specify wood finish
  - A. Black Polyurethane Base - no upcharge
  - B. Black Pneumatic Jury Base - add \$176 list
- ☐ 6. Optional Plastic Bumper Guard - add \$21 list

### Example:

<b>TA6095P</b> (model #)	<b>M</b> (wood species)	<b>AUB</b> (finish) wood base	<b>MOMENTUM</b> (fabric vendor)	<b>VOX</b> (pattern name)	<b>MYSTIC</b> (pattern color)
-----------------------------	----------------------------	-------------------------------------	------------------------------------	------------------------------	----------------------------------

### 1. Model Number

### 2. Wood Species - Maple (M)

### 3. Wood Base Finish Options:

CAG Aged Ash Coordinate	CGR Graphite Coordinate
ALM Ale Medium	HRV Harvest
AUB Auburn	CHL High Line Coordinate
BRL Barley	CKC Khaki Coordinate
CBE Blonde Echo Coordinate	LGC Legacy
BBM Bourbon Medium	MCH Mocha
CBZ Brazilwood Coordinate	NTO Night Owl
BRM Brighton Medium	COA Oatmeal Cookie Coordinate
BUT Butterscotch	CPI Pinnacle Walnut Coordinate
CIN Cinnamon	PRL Praline
CLA Classic	SAF Saffron
CCF Coffee Coordinate	SIE Sienna
CLL Collectors	CST Studio Teak Coordinate
CCR Cremello Coordinate	TOF Toffee
EAR Earthy	TRF Truffle
ESP Espresso	VEN Venetian
FLX Flax	CVI Vintage Coordinate
CFL Florence Walnut Coordinate	CWH Walnut Heights Coordinate
CFO Fossil Coordinate	CWE Weathered Ash Coordinate

### 4. Fabric Selection - Please supply the following:

Fabric vendor  
Pattern name  
Pattern color

[For a complete list of JSI Graded-In Fabric click here](#)

When specifying contrasting upholstery, indicate clearly which upholstery is to be applied to the seat, back and arms. Use higher grade pricing.

- Indicate direction of fabric - Railroaded or Up the Roll
- Please provide illustration, if available

### All COM orders must include the following:


- Vendor's name, pattern name and color
- Sample of the fabric attached to order
- Model numbers of items for fabric application
- Special application instructions (e.g., all stripes will be applied front to back unless specified otherwise)
- Customer and purchase order number

Ship prepaid COM  
material to:

JSI  
Attn: COM Dept  
201 East Martin Street  
Receiving B, Dock 71  
Orleans, IN 47452

Application of fabric:

Railroaded      Up the Roll



All COM orders will ship at standard lead time from receipt of COM except for orders requiring special custom matched finishes.

### 5. Base Selection - wood base standard; specify wood finish





- A. Black Polyurethane Base - no upcharge
- B. Black Pneumatic Jury Base - add \$176 list





Pneumatic lift -  
NOT self-centering -  
Standard


### 6. Optional Plastic Bumper Guard - add \$21 list



Description	① Model	Specifications	List Price Per Grade			
<div>Executive Posture</div> 	<div>TA6095P</div> <ul style="list-style-type: none"><li>· plain back</li><li>· standard size</li><li>· synchro control</li><li>· adjustable back height</li><li>· overall height range is 43 ½ – 47</li><li>· seat height range is 19 ½ – 23</li><li>· arm height range is 26 ½ – 30</li></ul> <div>GSA Contract SIN #33721</div>	<div>Dimensions</div> <div>D</div> <div>W</div> <div>H</div>	COM \$2,229			
		Overall	27 ½	30	47	A \$2,272
		Seat	19 ½	20 ½	23	B \$2,356
		Arm			30	COL/C \$2,503
		<div>Upholstery</div>	<div>Shipping</div>		D \$2,692	
		COM Ydg	4	Ctn Wt	55	E \$2,883
		COL Sq Ft	72	Cu Ft	19	F \$3,082
					G \$3,367	
					H \$3,669	
					I \$4,142	
			J \$4,711			
			L1 \$3,421			
			L2 \$3,725			
<div>Executive Posture</div> 	<div>TA6095S</div> <ul style="list-style-type: none"><li>· single stitch</li><li>· standard size</li><li>· synchro control</li><li>· adjustable back height</li><li>· overall height range is 43 ½ – 47</li><li>· seat height range is 19 ½ – 23</li><li>· arm height range is 26 ½ – 30</li></ul> <div>GSA Contract SIN #33721</div>	<div>Dimensions</div> <div>D</div> <div>W</div> <div>H</div>	COM \$2,285			
		Overall	27 ½	30	47	A \$2,328
		Seat	19 ½	20 ½	23	B \$2,412
		Arm			30	COL/C \$2,561
		<div>Upholstery</div>	<div>Shipping</div>		D \$2,749	
		COM Ydg	4	Ctn Wt	55	E \$2,938
		COL Sq Ft	72	Cu Ft	19	F \$3,139
					G \$3,421	
					H \$3,725	
					I \$4,198	
			J \$4,768			
			L1 \$3,479			
			L2 \$3,782			
<div>Executive Posture</div> 	<div>TA6095B</div> <ul style="list-style-type: none"><li>· button stitch</li><li>· standard size</li><li>· synchro control</li><li>· adjustable back height</li><li>· overall height range is 43 ½ – 47</li><li>· seat height range is 19 ½ – 23</li><li>· arm height range is 26 ½ – 30</li></ul> <div>GSA Contract SIN #33721</div>	<div>Dimensions</div> <div>D</div> <div>W</div> <div>H</div>	COM \$2,288			
		Overall	27 ½	30	47	A \$2,331
		Seat	19 ½	20 ½	23	B \$2,414
		Arm			30	COL/C \$2,563
		<div>Upholstery</div>	<div>Shipping</div>		D \$2,752	
		COM Ydg	4	Ctn Wt	55	E \$2,942
		COL Sq Ft	72	Cu Ft	19	F \$3,141
					G \$3,423	
					H \$3,727	
					I \$4,203	
			J \$4,770			
			L1 \$3,482			
			L2 \$3,784			
<div>Executive Swivel</div> 	<div>TA6085P</div> <ul style="list-style-type: none"><li>· plain back</li><li>· standard size</li><li>· mid-pivot</li><li>· overall height range is 43 ½ – 47</li><li>· seat height range is 19 ½ – 23</li><li>· arm height range is 26 ½ – 30</li></ul> <div>GSA Contract SIN #33721</div>	<div>Dimensions</div> <div>D</div> <div>W</div> <div>H</div>	COM \$2,027			
		Overall	26 ½	30	47	A \$2,071
		Seat	19 ½	20 ½	23	B \$2,155
		Arm			30	COL/C \$2,301
		<div>Upholstery</div>	<div>Shipping</div>		D \$2,492	
		COM Ydg	4	Ctn Wt	55	E \$2,681
		COL Sq Ft	72	Cu Ft	19	F \$2,881
					G \$3,165	
					H \$3,467	
					I \$3,941	
			J \$4,510			
			L1 \$3,221			
			L2 \$3,524			

Description	1 Model	Specifications	List Price Per Grade
Executive Swivel 	<b>TA6085S</b> · single stitch · standard size · mid-pivot · overall height range is 43 ½ - 47 · seat height range is 19 ½ - 23 · arm height range is 26 ½ - 30  GSA Contract SIN #33721	<b>Dimensions</b>	<b>COM \$2,082</b>
		<b>D</b>	<b>A \$2,127</b>
		<b>W</b>	<b>B \$2,209</b>
		<b>H</b>	<b>COL/C \$2,358</b>
		Overall 26 ½ 30 47	<b>D \$2,549</b>
		Seat 19 ½ 20 ½ 23	<b>E \$2,737</b>
		Arm 30	<b>F \$2,936</b>
		<b>Upholstery</b>	<b>G \$3,220</b>
		<b>Shipping</b>	<b>H \$3,523</b>
		COM Ydg 4 Ctn Wt 55	<b>I \$3,996</b>
		COL Sq Ft 72 Cu Ft 19	<b>J \$4,566</b>
			<b>L1 \$3,278</b>
			<b>L2 \$3,580</b>

Executive Swivel 	<b>TA6085B</b> · button stitch · standard size · mid-pivot · overall height range is 43 ½ - 47 · seat height range is 19 ½ - 23 · arm height range is 26 ½ - 30  GSA Contract SIN #33721	<b>Dimensions</b>	<b>COM \$2,085</b>
		<b>D</b>	<b>A \$2,129</b>
		<b>W</b>	<b>B \$2,211</b>
		<b>H</b>	<b>COL/C \$2,360</b>
		Overall 26 ½ 30 47	<b>D \$2,551</b>
		Seat 19 ½ 20 ½ 23	<b>E \$2,739</b>
		Arm 30	<b>F \$2,938</b>
		<b>Upholstery</b>	<b>G \$3,222</b>
		<b>Shipping</b>	<b>H \$3,525</b>
		COM Ydg 4 Ctn Wt 55	<b>I \$4,002</b>
		COL Sq Ft 72 Cu Ft 19	<b>J \$4,568</b>
			<b>L1 \$3,280</b>
			<b>L2 \$3,582</b>

Executive Swivel 	<b>TA6075P</b> · plain back · smaller scale · mid-pivot · overall height range is 43 ½ - 47 · seat height range is 19 ½ - 23 · arm height range is 26 ½ - 30  GSA Contract SIN #33721	<b>Dimensions</b>	<b>COM \$1,944</b>
		<b>D</b>	<b>A \$1,987</b>
		<b>W</b>	<b>B \$2,071</b>
		<b>H</b>	<b>COL/C \$2,218</b>
		Overall 26 28 47	<b>D \$2,407</b>
		Seat 18 ½ 18 ½ 23	<b>E \$2,597</b>
		Arm 30	<b>F \$2,797</b>
		<b>Upholstery</b>	<b>G \$3,080</b>
		<b>Shipping</b>	<b>H \$3,382</b>
		COM Ydg 4 Ctn Wt 55	<b>I \$3,857</b>
		COL Sq Ft 72 Cu Ft 19	<b>J \$4,425</b>
			<b>L1 \$3,138</b>
			<b>L2 \$3,441</b>

**To Order, Specify:**

- 1 Model Number
- 2 Wood Species - Maple (M)
- 3 Wood Base Finish
- 4 Fabric Selection - vendor, pattern and color
- 5 Base Selection - wood base standard; specify wood finish
  - A. Black Polyurethane Base - no upcharge
  - B. Black Pneumatic Jury Base - add \$176 list
- 6 Optional Plastic Bumper Guard - add \$21 list





**3 Wood Base Finish Options:**


CAG Aged Ash Coordinate	CGR Graphite Coordinate
ALM Ale Medium	HRV Harvest
AUB Auburn	CHL High Line Coordinate
BRL Barley	CKC Khaki Coordinate
CBE Blonde Echo Coordinate	LGC Legacy
BBM Bourbon Medium	MCH Mocha
CBZ Brazilwood Coordinate	NTO Night Owl
BRM Brighton Medium	COA Oatmeal Cookie Coordinate
BUT Butterscotch	CPI Pinnacle Walnut Coordinate
CIN Cinnamon	PRL Praline
CLA Classic	SAF Saffron
CCF Coffee Coordinate	SIE Sienna
CLL Collectors	CST Studio Teak Coordinate
CCR Cremello Coordinate	TOF Toffee
EAR Earthy	TRF Truffle
ESP Espresso	VEN Venetian
FLX Flax	CVI Vintage Coordinate
CFL Florence Walnut Coordinate	CWH Walnut Heights Coordinate
CFO Fossil Coordinate	CWE Weathered Ash Coordinate


- 4 See a selection of graded in fabric manufacturers and patterns on pages 20-28 Contact Customer Service for additional fabric options.


**Specifications**

- Wood species - Maple.
- Seat has synthetic sheet webbing and 4" polyurethane foam.
- Back has synthetic sheet webbing and 1 ¼" polyurethane foam with Dacron® wrap.
- Arms have 1" polyurethane padding with Dacron® wrap.
- Swivel models revolve, have tension control, pneumatic lift, mid-pivot-tilt with a non-locking mechanism and wood cap base with black dual wheel casters.
- Posture models revolve, have back height adjustment, tension control, pneumatic lift, 22° range of travel and multiple position tilt lock.
- Spiral grooved hardwood dowels with corner blocks, glue and screws.

Description	① Model	Specifications	List Price Per Grade																														
Executive Swivel 	TA6075S <ul style="list-style-type: none"><li>· single stitch</li><li>· smaller scale</li><li>· mid-pivot</li><li>· overall height range is 43 ½ - 47</li><li>· seat height range is 19 ½ - 23</li><li>· arm height range is 26 ½ - 30</li></ul> <div>GSA Contract SIN #33721</div>	<table><tr><th>Dimensions</th><th>D</th><th>W</th><th>H</th></tr><tr><td>Overall</td><td>26</td><td>28</td><td>47</td></tr><tr><td>Seat</td><td>18 ½</td><td>18 ½</td><td>23</td></tr><tr><td>Arm</td><td></td><td></td><td>30</td></tr><tr><th colspan="2">Upholstery</th><th colspan="2">Shipping</th></tr><tr><td>COM Ydg</td><td>4</td><td>Ctn Wt</td><td>55</td></tr><tr><td>COL Sq Ft</td><td>72</td><td>Cu Ft</td><td>19</td></tr></table>	Dimensions	D	W	H	Overall	26	28	47	Seat	18 ½	18 ½	23	Arm			30	Upholstery		Shipping		COM Ydg	4	Ctn Wt	55	COL Sq Ft	72	Cu Ft	19	COM \$1,999 A \$2,043 B \$2,127 COL/C \$2,275 D \$2,463 E \$2,653 F \$2,853 G \$3,137 H \$3,440 I \$3,913 J \$4,481 L1 \$3,195 L2 \$3,497		
		Dimensions	D	W	H																												
		Overall	26	28	47																												
		Seat	18 ½	18 ½	23																												
		Arm			30																												
		Upholstery		Shipping																													
		COM Ydg	4	Ctn Wt	55																												
		COL Sq Ft	72	Cu Ft	19																												
		Executive Swivel 	TA6075B <ul style="list-style-type: none"><li>· button stitch</li><li>· smaller scale</li><li>· mid-pivot</li><li>· overall height range is 43 ½ - 47</li><li>· seat height range is 19 ½ - 23</li><li>· arm height range is 26 ½ - 30</li></ul> <div>GSA Contract SIN #33721</div>	<table><tr><th>Dimensions</th><th>D</th><th>W</th><th>H</th></tr><tr><td>Overall</td><td>26</td><td>28</td><td>47</td></tr><tr><td>Seat</td><td>18 ½</td><td>18 ½</td><td>23</td></tr><tr><td>Arm</td><td></td><td></td><td>30</td></tr><tr><th colspan="2">Upholstery</th><th colspan="2">Shipping</th></tr><tr><td>COM Ydg</td><td>4</td><td>Ctn Wt</td><td>55</td></tr><tr><td>COL Sq Ft</td><td>72</td><td>Cu Ft</td><td>19</td></tr></table>	Dimensions	D	W	H	Overall	26	28	47	Seat	18 ½	18 ½	23	Arm			30	Upholstery		Shipping		COM Ydg	4	Ctn Wt	55	COL Sq Ft	72	Cu Ft	19	COM \$2,002 A \$2,045 B \$2,129 COL/C \$2,277 D \$2,466 E \$2,655 F \$2,855 G \$3,139 H \$3,442 I \$3,915 J \$4,486 L1 \$3,197 L2 \$3,499
				Dimensions	D	W	H																										
Overall	26			28	47																												
Seat	18 ½			18 ½	23																												
Arm					30																												
Upholstery				Shipping																													
COM Ydg	4			Ctn Wt	55																												
COL Sq Ft	72			Cu Ft	19																												
Management Posture 	TA6090P <ul style="list-style-type: none"><li>· plain back</li><li>· standard size</li><li>· synchro control</li><li>· adjustable back height</li><li>· overall height range is 40 - 44</li><li>· seat height range is 19 ½ - 23</li><li>· arm height range is 26 ½ - 30</li></ul> <div>GSA Contract SIN #33721</div>			<table><tr><th>Dimensions</th><th>D</th><th>W</th><th>H</th></tr><tr><td>Overall</td><td>27 ½</td><td>30</td><td>44</td></tr><tr><td>Seat</td><td>19 ½</td><td>20 ½</td><td>23</td></tr><tr><td>Arm</td><td></td><td></td><td>30</td></tr><tr><th colspan="2">Upholstery</th><th colspan="2">Shipping</th></tr><tr><td>COM Ydg</td><td>4</td><td>Ctn Wt</td><td>50</td></tr><tr><td>COL Sq Ft</td><td>72</td><td>Cu Ft</td><td>14</td></tr></table>	Dimensions	D	W	H	Overall	27 ½	30	44	Seat	19 ½	20 ½	23	Arm			30	Upholstery		Shipping		COM Ydg	4	Ctn Wt	50	COL Sq Ft	72	Cu Ft	14	COM \$2,137 A \$2,180 B \$2,265 COL/C \$2,412 D \$2,602 E \$2,793 F \$2,992 G \$3,276 H \$3,578 I \$4,052 J \$4,620 L1 \$3,331 L2 \$3,634
				Dimensions	D	W	H																										
		Overall	27 ½	30	44																												
		Seat	19 ½	20 ½	23																												
		Arm			30																												
		Upholstery		Shipping																													
		COM Ydg	4	Ctn Wt	50																												
		COL Sq Ft	72	Cu Ft	14																												
		Management Posture 	TA6090S <ul style="list-style-type: none"><li>· single stitch</li><li>· standard size</li><li>· synchro control</li><li>· adjustable back height</li><li>· overall height range is 40 - 44</li><li>· seat height range is 19 ½ - 23</li><li>· arm height range is 26 ½ - 30</li></ul> <div>GSA Contract SIN #33721</div>	<table><tr><th>Dimensions</th><th>D</th><th>W</th><th>H</th></tr><tr><td>Overall</td><td>27 ½</td><td>30</td><td>44</td></tr><tr><td>Seat</td><td>19 ½</td><td>20 ½</td><td>23</td></tr><tr><td>Arm</td><td></td><td></td><td>30</td></tr><tr><th colspan="2">Upholstery</th><th colspan="2">Shipping</th></tr><tr><td>COM Ydg</td><td>4</td><td>Ctn Wt</td><td>50</td></tr><tr><td>COL Sq Ft</td><td>72</td><td>Cu Ft</td><td>14</td></tr></table>	Dimensions	D	W	H	Overall	27 ½	30	44	Seat	19 ½	20 ½	23	Arm			30	Upholstery		Shipping		COM Ydg	4	Ctn Wt	50	COL Sq Ft	72	Cu Ft	14	COM \$2,196 A \$2,238 B \$2,323 COL/C \$2,470 D \$2,659 E \$2,847 F \$3,048 G \$3,331 H \$3,634 I \$4,109 J \$4,677 L1 \$3,388 L2 \$3,692
				Dimensions	D	W	H																										
Overall	27 ½			30	44																												
Seat	19 ½			20 ½	23																												
Arm					30																												
Upholstery				Shipping																													
COM Ydg	4			Ctn Wt	50																												
COL Sq Ft	72			Cu Ft	14																												

Description	1 Model	Specifications	List Price Per Grade
<b>Management Posture</b> 	<b>TA6090B</b> • button stitch • standard size • synchro control • adjustable back height • overall height range is 40 – 44 • seat height range is 19 ½ – 23 • arm height range is 26 ½ – 30  GSA Contract SIN #33721	<b>Dimensions</b>	COM \$2,198
		Overall 27 ½ 30 44	A \$2,240
		Seat 19 ½ 20 ½ 23	B \$2,325
		Arm 30	COL/C \$2,473
		<b>Upholstery</b>	D \$2,661
		<b>Shipping</b>	E \$2,851
		COM Ydg 4 Ctn Wt 50	F \$3,050
		COL Sq Ft 72 Cu Ft 14	G \$3,335
			H \$3,638
			I \$4,111
			J \$4,679
			L1 \$3,391
			L2 \$3,694

<b>Management Swivel</b> 	<b>TA6080P</b> • plain back • standard size • mid-pivot • overall height range is 39 ½ – 43 • seat height range is 19 ½ – 23 • arm height range is 26 ½ – 30  GSA Contract SIN #33721	<b>Dimensions</b>	COM \$1,936
		Overall 25 ½ 30 43	A \$1,979
		Seat 19 ½ 20 ½ 23	B \$2,066
		Arm 30	COL/C \$2,210
		<b>Upholstery</b>	D \$2,402
		<b>Shipping</b>	E \$2,591
		COM Ydg 4 Ctn Wt 50	F \$2,792
		COL Sq Ft 72 Cu Ft 14	G \$3,074
			H \$3,376
			I \$3,852
			J \$4,419
			L1 \$3,131
			L2 \$3,433

<b>Management Swivel</b> 	<b>TA6080S</b> • single stitch • standard size • mid-pivot • overall height range is 39 ½ – 43 • seat height range is 19 ½ – 23 • arm height range is 26 ½ – 30  GSA Contract SIN #33721	<b>Dimensions</b>	COM \$1,993
		Overall 25 ½ 30 43	A \$2,036
		Seat 19 ½ 20 ½ 23	B \$2,120
		Arm 30	COL/C \$2,268
		<b>Upholstery</b>	D \$2,458
		<b>Shipping</b>	E \$2,646
		COM Ydg 4 Ctn Wt 50	F \$2,845
		COL Sq Ft 72 Cu Ft 14	G \$3,130
			H \$3,432
			I \$3,906
			J \$4,475
			L1 \$3,187
			L2 \$3,490

#### To Order, Specify:

- 1 Model Number
- 2 Wood Species - Maple (M)
- 3 Wood Base Finish
- 4 Fabric Selection - vendor, pattern and color
- 5 Base Selection - wood base standard; specify wood finish
  - A. Black Polyurethane Base - no upcharge
  - B. Black Pneumatic Jury Base - add \$176 list
- 6 Optional Plastic Bumper Guard - add \$21 list


#### 3 Wood Base Finish Options:


CAG Aged Ash Coordinate	CGR Graphite Coordinate
ALM Ale Medium	HRV Harvest
AUB Auburn	CHL High Line Coordinate
BRL Barley	CKC Khaki Coordinate
CBE Blonde Echo Coordinate	LGC Legacy
BBM Bourbon Medium	MCH Mocha
CBZ Brazilwood Coordinate	NTO Night Owl
BRM Brighton Medium	COA Oatmeal Cookie Coordinate
BUT Butterscotch	CPI Pinnacle Walnut Coordinate
CIN Cinnamon	PRL Praline
CLA Classic	SAF Saffron
CCF Coffee Coordinate	SIE Sienna
CLL Collectors	CST Studio Teak Coordinate
CCR Cremello Coordinate	TOF Toffee
EAR Earthy	TRF Truffle
ESP Espresso	VEN Venetian
FLX Flax	CVI Vintage Coordinate
CFL Florence Walnut Coordinate	CWH Walnut Heights Coordinate
CFO Fossil Coordinate	CWE Weathered Ash Coordinate


- 4 See a selection of graded in fabric manufacturers and patterns on pages 20-28 Contact Customer Service for additional fabric options.


#### Specifications

- Wood species - Maple.
- Seat has synthetic sheet webbing and 4" polyurethane foam.
- Back has synthetic sheet webbing and 1 ¼" polyurethane foam with Dacron® wrap.
- Arms have 1" polyurethane padding with Dacron® wrap.
- Swivel models revolve, have tension control, pneumatic lift, mid-pivot-tilt with a non-locking mechanism and wood cap base with black dual wheel casters.
- Posture models revolve, have back height adjustment, tension control, pneumatic lift, 22° range of travel and multiple position tilt lock.
- Spiral grooved hardwood dowels with corner blocks, glue and screws.

Description	① Model	Specifications				List Price Per Grade	
<div>Management Swivel</div> <div></div>	<div>TA6080B</div> <div><ul style="list-style-type: none"><li>· button stitch</li><li>· standard size</li><li>· mid-pivot</li><li>· overall height range is 39 ½ – 43</li><li>· seat height range is 19 ½ – 23</li><li>· arm height range is 26 ½ – 30</li></ul></div> <div>GSA Contract SIN #33721</div>	Dimensions	D	W	H	COM	\$1,996
		Overall	25 ½	30	43	A	\$2,039
		Seat	19 ½	20 ½	23	B	\$2,124
		Arm			30	COL/C	\$2,270
		Upholstery		Shipping		D	\$2,460
		COM Ydg	4	Ctn Wt	50	E	\$2,649
		COL Sq Ft	72	Cu Ft	14	F	\$2,847
						G	\$3,133
						H	\$3,436
						I	\$3,909
				J	\$4,477		
				L1	\$3,189		
				L2	\$3,492		

<div>Management Swivel</div> <div></div>	<div>TA6070P</div> <div><ul style="list-style-type: none"><li>· plain back</li><li>· smaller scale</li><li>· mid-pivot</li><li>· overall height range is 39 ½ – 43</li><li>· seat height range is 19 ½ – 23</li><li>· arm height range is 26 ½ – 30</li></ul></div> <div>GSA Contract SIN #33721</div>	Dimensions	D	W	H	COM	\$1,851
		Overall	25	28	43	A	\$1,894
		Seat	18 ½	18 ½	23	B	\$1,977
		Arm			30	COL/C	\$2,126
		Upholstery		Shipping		D	\$2,314
		COM Ydg	4	Ctn Wt	50	E	\$2,504
		COL Sq Ft	72	Cu Ft	14	F	\$2,704
						G	\$2,987
						H	\$3,290
						I	\$3,764
				J	\$4,332		
				L1	\$3,045		
				L2	\$3,347		

<div>Management Swivel</div> <div></div>	<div>TA6070S</div> <div><ul style="list-style-type: none"><li>· single stitch</li><li>· smaller scale</li><li>· mid-pivot</li><li>· overall height range is 39 ½ – 43</li><li>· seat height range is 19 ½ – 23</li><li>· arm height range is 26 ½ – 30</li></ul></div> <div>GSA Contract SIN #33721</div>	Dimensions	D	W	H	COM	\$1,906
		Overall	25	28	43	A	\$1,950
		Seat	18 ½	18 ½	23	B	\$2,034
		Arm			30	COL/C	\$2,180
		Upholstery		Shipping		D	\$2,371
		COM Ydg	4	Ctn Wt	50	E	\$2,561
		COL Sq Ft	72	Cu Ft	14	F	\$2,761
						G	\$3,044
						H	\$3,346
						I	\$3,821
				J	\$4,388		
				L1	\$3,100		
				L2	\$3,404		

Description	1 Model	Specifications				List Price Per Grade	
<b>Management Swivel</b>  	<b>TA6070B</b> • button stitch • smaller scale • mid-pivot • overall height range is 39 ½ – 43 • seat height range is 19 ½ – 23 • arm height range is 26 ½ – 30  GSA Contract SIN #33721	<b>Dimensions</b>	<b>D</b>	<b>W</b>	<b>H</b>	<b>COM</b>	<b>\$1,908</b>
		Overall	25	28	43	A	\$1,953
		Seat	18 ½	18 ½	23	B	\$2,036
		Arm			30	COL/C	\$2,184
		<b>Upholstery</b>	<b>Shipping</b>			D	\$2,373
		COM Ydg	4	Ctn Wt	50	E	\$2,563
		COL Sq Ft	72	Cu Ft	14	F	\$2,763
						G	\$3,046
						H	\$3,348
						I	\$3,823
						J	\$4,390
						L1	\$3,103
						L2	\$3,406

#### To Order, Specify:

- 1 Model Number
- 2 Wood Species - Maple (M)
- 3 Wood Base Finish
- 4 Fabric Selection - vendor, pattern and color
- 5 Base Selection - wood base standard; specify wood finish
  - A. Black Polyurethane Base - no upcharge
  - B. Black Pneumatic Jury Base - add \$176 list
- 6 Optional Plastic Bumper Guard - add \$21 list

#### 3 Wood Base Finish Options:

CAG	Aged Ash Coordinate	CGR	Graphite Coordinate
ALM	Ale Medium	HRV	Harvest
AUB	Auburn	CHL	High Line Coordinate
BRL	Barley	CKC	Khaki Coordinate
CBE	Blondie Echo Coordinate	LGC	Legacy
BBM	Bourbon Medium	MCH	Mocha
CBZ	Brazilwood Coordinate	NTO	Night Owl
BRM	Brighton Medium	COA	Oatmeal Cookie Coordinate
BUT	Butterscotch	CPI	Pinnacle Walnut Coordinate
CIN	Cinnamon	PRL	Praline
CLA	Classic	SAF	Saffron
CCF	Coffee Coordinate	SIE	Sienna
CLL	Collectors	CST	Studio Teak Coordinate
CCR	Cremello Coordinate	TOF	Toffee
EAR	Earthy	TRF	Truffle
ESP	Espresso	VEN	Venetian
FLX	Flax	CVI	Vintage Coordinate
CFL	Florence Walnut Coordinate	CWH	Walnut Heights Coordinate
CFO	Fossil Coordinate	CWE	Weathered Ash Coordinate

- 4 See a selection of graded in fabric manufacturers and patterns on pages 20-28 Contact Customer Service for additional fabric options.

#### Specifications

- Wood species - Maple.
- Seat has synthetic sheet webbing and 4" polyurethane foam.
- Back has synthetic sheet webbing and 1 ¼" polyurethane foam with Dacron® wrap.
- Arms have 1" polyurethane padding with Dacron® wrap.
- Swivel models revolve, have tension control, pneumatic lift, mid-pivot-tilt with a non-locking mechanism and wood cap base with black dual wheel casters.
- Posture models revolve, have back height adjustment, tension control, pneumatic lift, 22° range of travel and multiple position tilt lock.
- Spiral grooved hardwood dowels with corner blocks, glue and screws.

## Tara Order Check List:



### Specify:

- ☐ 1. Model Number
- ☐ 2. Wood Species - Maple (M)
- ☐ 3. Wood Finish
- ☐ 4. Fabric Selection - vendor, pattern and color
- ☐ 5. Optional Rubber Cushion Nylon Glides - no upcharge

### Example:

<b>TA6081P</b> (model #)	<b>M</b> (wood species)	<b>AUB</b> (finish) wood legs	<b>MOMENTUM</b> (fabric vendor)	<b>VOX</b> (pattern name)	<b>MYSTIC</b> (pattern color)
-----------------------------	----------------------------	-------------------------------------	------------------------------------	------------------------------	----------------------------------

### 1. Model Number

### 2. Wood Species - Maple (M)

### 3. Wood Leg Finish Options:

CAG Aged Ash Coordinate	CGR Graphite Coordinate
ALM Ale Medium	HRV Harvest
AUB Auburn	CHL High Line Coordinate
BRL Barley	CKC Khaki Coordinate
CBE Blonde Echo Coordinate	LGC Legacy
BBM Bourbon Medium	MCH Mocha
CBZ Brazilwood Coordinate	NTO Night Owl
BRM Brighton Medium	COA Oatmeal Cookie Coordinate
BUT Butterscotch	CPI Pinnacle Walnut Coordinate
CIN Cinnamon	PRL Praline
CLA Classic	SAF Saffron
CCF Coffee Coordinate	SIE Sienna
CLL Collectors	CST Studio Teak Coordinate
CCR Cremello Coordinate	TOF Toffee
EAR Earthy	TRF Truffle
ESP Espresso	VEN Venetian
FLX Flax	CVI Vintage Coordinate
CFL Florence Walnut Coordinate	CWH Walnut Heights Coordinate
CFO Fossil Coordinate	CWE Weathered Ash Coordinate

### 4. Fabric Selection - Please supply the following:

Fabric vendor  
Pattern name  
Pattern color

[For a complete list of JSI Graded-In Fabric click here](#)

When specifying contrasting upholstery, indicate clearly which upholstery is to be applied to the seat, back and arms. Use higher grade pricing.

- Indicate direction of fabric - Railroaded or Up the Roll
- Please provide illustration, if available

### All COM orders must include the following:

- Vendor's name, pattern name and color
- Sample of the fabric attached to order
- Model numbers of items for fabric application
- Special application instructions (e.g., all stripes will be applied front to back unless specified otherwise)
- Customer and purchase order number

### Ship prepaid COM

material to:



JSI

Attn: COM Dept  
201 East Martin Street  
Receiving B, Dock 71  
Orleans, IN 47452

### Application of fabric:

Railroaded


Up the Roll





All COM orders will ship at standard lead time from receipt of COM except for orders requiring special custom matched finishes.

### 5. Optional Rubber Cushion Nylon Glides - no upcharge



Description	1 Model	Specifications				List Price Per Grade	
<b>Guest Chair</b> 	<b>TA6081P</b> · plain back GSA Contract SIN #33721	<b>Dimensions</b>	<b>D</b>	<b>W</b>	<b>H</b>	<b>COM</b>	\$1,625
		Overall	28	29 ½	39	A	\$1,669
		Seat	20	19 ½	19	B	\$1,752
		Arm			26 ½	COL/C	\$1,900
		<b>Upholstery</b>		<b>Shipping</b>		D	\$2,090
		COM Ydg	4	Ctn Wt	28	E	\$2,279
		COL Sq Ft	72	Cu Ft	12	F	\$2,478
						G	\$2,763
						H	\$3,065
						I	\$3,540
						J	\$4,108
						L1	\$2,818
						L2	\$3,122

<b>Guest Chair</b> 	<b>TA6081S</b> · single stitch GSA Contract SIN #33721	<b>Dimensions</b>	<b>D</b>	<b>W</b>	<b>H</b>	<b>COM</b>	\$1,680
		Overall	28	29 ½	39	A	\$1,724
		Seat	20	19 ½	19	B	\$1,807
		Arm			26 ½	COL/C	\$1,956
		<b>Upholstery</b>		<b>Shipping</b>		D	\$2,146
		COM Ydg	4	Ctn Wt	28	E	\$2,335
		COL Sq Ft	72	Cu Ft	12	F	\$2,534
						G	\$2,817
						H	\$3,120
						I	\$3,595
						J	\$4,164
						L1	\$2,875
						L2	\$3,177

<b>Guest Chair</b> 	<b>TA6081B</b> · button stitch GSA Contract SIN #33721	<b>Dimensions</b>	<b>D</b>	<b>W</b>	<b>H</b>	<b>COM</b>	\$1,685
		Overall	28	29 ½	39	A	\$1,726
		Seat	20	19 ½	19	B	\$1,811
		Arm			26 ½	COL/C	\$1,958
		<b>Upholstery</b>		<b>Shipping</b>		D	\$2,148
		COM Ydg	4	Ctn Wt	28	E	\$2,337
		COL Sq Ft	72	Cu Ft	12	F	\$2,537
						G	\$2,820
						H	\$3,123
						I	\$3,599
						J	\$4,166
						L1	\$2,878
						L2	\$3,179

**To Order, Specify:**

- 1 Model Number
- 2 Wood Species - Maple (M)
- 3 Wood Finish
- 4 Fabric Selection - vendor, pattern and color
- 5 Optional Rubber Cushion Nylon Glides - no upcharge

**3 Wood Finish Options:**

CAG	Aged Ash Coordinate	CGR	Graphite Coordinate
ALM	Ale Medium	HRV	Harvest
AUB	Auburn	CHL	High Line Coordinate
BRL	Barley	CKC	Khaki Coordinate
CBE	Blonde Echo Coordinate	LGC	Legacy
BBM	Bourbon Medium	MCH	Mocha
CBZ	Brazilwood Coordinate	NTO	Night Owl
BRM	Brighton Medium	COA	Oatmeal Cookie Coordinate
BUT	Butterscotch	CPI	Pinnacle Walnut Coordinate
CIN	Cinnamon	PRL	Praline
CLA	Classic	SAF	Saffron
CCF	Coffee Coordinate	SIE	Sienna
CLL	Collectors	CST	Studio Teak Coordinate
CCR	Cremello Coordinate	TOF	Toffee
EAR	Earthy	TRF	Truffle
ESP	Espresso	VEN	Venetian
FLX	Flax	CVI	Vintage Coordinate
CFL	Florence Walnut Coordinate	CWH	Walnut Heights Coordinate
CFO	Fossil Coordinate	CWE	Weathered Ash Coordinate

**Specifications**

- Wood species - Maple.
- Seat has synthetic sheet webbing and 4" polyurethane foam.
- Back has polypropylene webbing, 1 ¼" polyurethane foam with Dacron® wrap.
- Arms have 1" polyurethane foam with Dacron wrap.
- Spiral grooved hardwood dowels with corner blocks, glue and screws.
- Standard with rubber cushion metal glides.

- 4 See a selection of graded fabric manufacturers and patterns on pages 20-28 Contact Customer Service for additional fabric options.



## Totem Order Check List:



### Specify:

- ☐ 1. Model Number
- ☐ 2. Fabric Selection - vendor, pattern and color

### Example:

<b>TM24C</b> (model #)	<b>MOMENTUM</b> (fabric vendor)	<b>VOX</b> (pattern name)	<b>MYSTIC</b> (pattern color)
---------------------------	------------------------------------	------------------------------	----------------------------------

### 1. Model Number

### 2. Fabric Selection - Please supply the following:

Fabric vendor  
Pattern name  
Pattern color

[For a complete list of JSI Graded-In Fabric click here](#)

When specifying contrasting upholstery, indicate clearly which upholstery is to be applied to the top and to the side. Use higher grade pricing.

- Indicate direction of fabric - Railroaded or Up the Roll
- Please provide illustration, if available

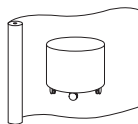
### All COM orders must include the following:

- Vendor's name, pattern name and color
- Sample of the fabric attached to order
- Model numbers of items for fabric application
- Special application instructions (e.g., all stripes will be applied front to back unless specified otherwise)
- Customer and purchase order number

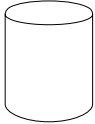
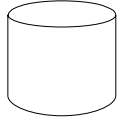
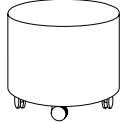
Ship prepaid COM material to:

JSI  
Attn: COM Dept  
201 East Martin Street  
Receiving B, Dock 71  
Orleans, IN 47452

Application of fabric:  
Railroaded



All COM orders will ship at standard lead time from receipt of COM.

Description	1 Model	Specifications	List Price Per Grade
<b>Round Pod</b> 	<b>TM17</b> <ul style="list-style-type: none"> <li>upholstered base</li> <li>five 1" diameter black nylon glides</li> </ul> <hr/> GSA Contract SIN #33721	<b>Dimensions</b>	COM \$548
		Overall 17 18	A \$578
		Seat 18	B \$622
		<b>Upholstery</b>	COL/C \$698
		<b>Shipping</b>	D \$795
		COM Ydg 2 Ctn Wt 20	E \$894
		COL Sq Ft 36 Cu Ft 5	F \$1,043
			G \$1,206
			H \$1,379
			I \$1,649
<b>Round Pod</b> 	<b>TM24</b> <ul style="list-style-type: none"> <li>upholstered base</li> <li>five 1" diameter black nylon glides</li> </ul> <hr/> GSA Contract SIN #33721	<b>Dimensions</b>	COM \$693
		Overall 24 18	A \$732
		Seat 18	B \$787
		<b>Upholstery</b>	COL/C \$880
		<b>Shipping</b>	D \$1,004
		COM Ydg 2 1/2 Ctn Wt 32	E \$1,125
		COL Sq Ft 45 Cu Ft 8	F \$1,314
			G \$1,517
			H \$1,732
			I \$2,071
<b>Mobile Round Pod</b> 	<b>TM24C</b> <ul style="list-style-type: none"> <li>upholstered base</li> <li>five 80 mm casters</li> </ul> <hr/> GSA Contract SIN #33721	<b>Dimensions</b>	COM \$812
		Overall 24 18	A \$852
		Seat 18	B \$906
		<b>Upholstery</b>	COL/C \$1,001
		<b>Shipping</b>	D \$1,123
		COM Ydg 2 1/2 Ctn Wt 32	E \$1,244
		COL Sq Ft 45 Cu Ft 8	F \$1,433
			G \$1,637
			H \$1,852
			I \$2,191
			J \$2,595
			L1 \$1,677
			L2 \$1,893

**To Order, Specify:**

- Model Number
- Fabric Selection - vendor, pattern and color

- See a selection of graded in fabric manufacturers and patterns on pages 20-28. Contact Customer Service for additional fabric options.

**Specifications**

- Wood frame.
- Pod is upholstered with 2" high density polyurethane foam.

## Trinity Order Check List:



### Specify:

- ☐ 1. Model Number
- ☐ 2. Wood Species - Beech (B)
- ☐ 3. Wood Finish/Paint Color
- ☐ 4. Metal Frame Tier/Color:
  - A. Tier 1 - no upcharge
  - B. Tier 2 - add \$42 list
  - C. Tier 3 - add \$83 list
  - D. Tier 4 - add \$125 list
- ☐ 5. Fabric Selection - vendor, pattern and color
- ☐ 6. Wood Back Style - R, S, T, U, V or W
- ☐ 7. Optional Linking Brackets - add \$32 list per chair
- ☐ 8. Optional Laser Engraving Back Imprint - specify location and size
- ☐ 9. Optional Laser Cut Out - specify location and size

### Example:

TR503A (model #)	B (wood species)	AUB (finish)	MBK (frame color)	MOMENTUM (fabric vendor)	VOX (pattern name)	MYSTIC (pattern color)
<b>1. Model Number</b>				<b>4. Metal Frame Tier/Color:</b>		
<b>2. Wood Species - Beech (B)</b>				<b>Tier 1:</b>		
				MBK	Matte Black	CHR Chrome
<b>3. Wood Finish/Color Options:</b>				<b>Tier 2: add \$42 list</b>		
CAG Aged Ash Coordinate	CGR Graphite Coordinate	ASL Arctic Silver	BWH Bright White	PEW Pewter	SNK Soft Nickel	
ALM Ale Medium	HRV Harvest					
AUB Auburn	CHL High Line Coordinate					
BRL Barley	CKC Khaki Coordinate					
CBE Blonde Echo Coordinate	LGC Legacy					
BBM Bourbon Medium	NMCH Mocha					
CBZ Brazilwood Coordinate	NTO Night Owl					
BRM Brighton Medium	COA Oatmeal Cookie Coordinate					
BUT Butterscotch	CPI Pinnacle Walnut Coordinate					
CIN Cinnamon	PRL Praline					
CLA Classic	SAF Saffron					
CCF Coffee Coordinate	SIE Sienna					
CLL Collectors	CST Studio Teak Coordinate					
CCR Cremello Coordinate	TOF Toffee					
EAR Earthy	TRF Truffle					
ESP Espresso	VEN Venetian					
FLX Flax	CVI Vintage Coordinate					
CFL Florence Walnut Coordinate	CWH Walnut Heights Coordinate					
CFO Fossil Coordinate	CWE Weathered Ash Coordinate					
<b>Paint Color - Add \$38 list per item</b>				<b>Tier 3: add \$83 list</b>		
BKD Backdrop	GRV Greek Villa	CAR Carmine Red (RAL3002)	SPB Sapphire Blue (RAL4007)	LGR Leaf Green (RAL6002)	TBL Traffic Blue (RAL5017)	
BFX Black Fox	GLF Gulf Stream	PPV Purple Violet (RAL4007)	ZYL Zinc Yellow (RAL1018)	PEW Pewter		
BWH Bright White	HTB Heartthrob	SIG Signal Orange (RAL2010)				
CGP Cargo Pants	NET Network Gray					
CHT Chatroom	NWH Nonchalant White					
DSY Daisy	PAR Paradise					
DRG Daring	QXP Quixotic Plum					
DYN Dynamo	RBZ Relic Bronze					
ENG Enigma	SND Sandbank					
FRR French Roast	STM Storm					
GBY Georgian Bay	TRC Tricorn Black					
				<b>Tier 4: add \$125 list</b>		
				BRD Beige Red (RAL3012)	SGR Signal Green (RAL6032)	
				COP Copper Brown (RAL8004)	SGY Silk Grey (RAL7044)	
				HYL Honey Yellow (RAL1005)	SKY Sky Blue (RAL5015)	
				MTQ Mint Turquoise (RAL6033)	TQP Turquoise Pastel (RAL6034)	
				OGR Olive Green (RAL6003)	TRD Traffic Red (RAL3020)	
				QZG Quartz Grey (RAL7039)	MHB Mahogany Brown (RAL8016)	
				SAL Salmon Orange (RAL2012)		

**5. Fabric Selection - Please supply the following:**

- Fabric vendor
- Pattern name
- Pattern color

[For a complete list of JSI Graded-In Fabric click here](#)

*When specifying contrasting upholstery, indicate clearly which upholstery is to be applied to the seat and back. Use higher grade pricing.*

- Indicate direction of fabric - Railroaded or Up the Roll
- Please provide illustration, if available

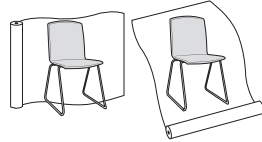
**All COM orders must include the following:**

- Vendor's name, pattern name and color
- Sample of the fabric attached to order
- Model numbers of items for fabric application
- Special application instructions (e.g., all stripes will be applied front to back unless specified otherwise)
- Customer and purchase order number


Ship prepaid COM  
material to:

JSI  
Attn: COM Dept  
201 East Martin Street  
Receiving B, Dock 71  
Orleans, IN 47452

Application of fabric:  
Railroaded    Up the Roll



All COM orders will ship at standard lead time from receipt of COM except for orders requiring special custom matched finishes.

**6. Wood Back Options:****7. Optional Linking Brackets - add \$32 list per chair****8. Optional Laser Engraving Back Imprint - available on models TR503A/C. See page 29 for details.**

Specify:

- location - inside/outside of back.
- size of design

**9. Optional Laser Cut Out Available - available on models TR503A/C. Specify location and size. See page 29 for details.**

## Description

## Side Chair



## 1 Model

## TR503D Fully Upholstered

- protective stack bumpers
- not recommended for stacking

GSA Contract SIN #33721

## Specifications

Dimensions	D	W	H
Overall	22	18 ½	33 ¾
Seat	16	17	19
Upholstery		Shipping	
COM Ydg	1 ¼	Ctn Wt	16
COL Sq Ft	25	Cu Ft	9

## List Price Per Grade

COM	\$604
A	\$626
B	\$651
COL/C	\$695
D	\$752
E	\$808
F	\$867
G	\$951
H	\$1,042
I	\$1,180
J	\$1,350
L1	\$968
L2	\$1,058

## Stack/Side Chair

TR503A  
all woodTR503C  
uph. seat

## TR503A All Wood

## TR503C Upholstered Seat

- protective stack bumpers
- stacks ten high
- upholstered models not recommended for stacking
- optional laser engraving back imprint, specify location and size - see page 29 for details.
- optional laser cut out, specify location and size - see page 29 for details

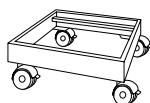
GSA Contract SIN #33721

Dimensions	D	W	H
Overall	22	18 ½	33 ¾
Seat	16	17	19
Upholstery		Shipping	
COM Ydg	¾	Ctn Wt	16
COL Sq Ft	9	Cu Ft	9

All Wood	\$434
COM	\$512
A	\$527
B	\$542
COL/C	\$568
D	\$602
E	\$635
F	\$670
G	\$721
H	\$777
I	\$860
J	\$962
L1	\$733
L2	\$786

## Description

## Dolly



Description	D	W	H	CTN WT	CU FT	1 Model	List Price
Dolly	21	20	8	15	4	TR500	\$318

- stacks up to ten high

GSA Contract SIN #33721

## To Order, Specify:

## 1 Model Number

## 2 Wood Species - Beech (B)

## 3 Wood Finish/Paint Color

## 4 Metal Frame Tier/Color

## Tier 1:

MBK Matte Black  
CHR Chrome

## Tier 2: Add \$42 list

ASL Arctic Silver  
BWH Bright White  
PEW Pewter  
SNK Soft Nickel

## Tier 3: Add \$83 list

CAR Carmine Red  
LGR Leaf Green  
PPB Purple Violet  
SIG Signal Orange  
SPB Sapphire Blue  
TBL Traffic Blue  
ZYL Zink Yellow  
BRD Beige Red  
COP Copper Brown  
HYL Honey Yellow  
MTQ Mint Turquoise  
OGR Olive Green  
QZG Quartz Grey  
SAL Salmon Orange  
SGR Signal Green  
SGY Silk Grey  
TPQ Turquoise Pastel  
TRD Traffic Red  
MHB Mahogany Brown

## Tier 4: Add \$125 list

## 3 Wood Finish/Color Options:

CAG Aged Ash Coordinate  
ALM Ale Medium  
AUB Auburn  
BRL Barley  
CBE Blonde Echo Coordinate  
BBM Bourbon Medium  
CBZ Brazilwood Coordinate  
BRM Brighton Medium  
BUT Butterscotch  
CIN Cinnamon  
CLA Classic  
CCF Coffee Coordinate  
CLL Collectors  
CCR Cremello Coordinate  
EAR Earthy  
ESP Espresso  
FLX Flax  
CFL Florence Walnut Coordinate  
CFO Fossil Coordinate  
CGR Graphite Coordinate  
HRV Harvest  
CHL High Line Coordinate  
CKC Khaki Coordinate  
LGC Legacy  
MCH Mocha  
NTO Night Owl  
COA Oatmeal Cook Coordinate  
CPI Pinnacle Walnut Coordinate  
PRL Praline  
SAF Saffron  
SIE Sienna  
CST Studio Teak Coordinate  
TOF Toffee  
TRF Truffle  
VEN Venetian  
CVI Vintage Coordinate  
CWH Walnut Heights Coordinate  
CWE Weathered Ash Coordinate

## Paint Color - Add \$36 list per item

BKD Backdrop  
BFX Black Fox  
BWH Bright White  
CGP Cargo Pants  
CHT Chatroom  
DSY Daisy  
DRG Daring  
DYN Dynamo  
ENG Enigma  
FRR French Roast  
GBY Georgian Bay  
GRV Greek Villa  
GLF Gulf Stream  
HTB Heartthrob  
NET Network Gray  
NWH Nonchalant White  
PAR Paradise  
QXP Quixotic Plum  
RBZ Relic Bronze  
SND Sandbank  
STM Storm  
TRC Tricorn Black

- 5 See a selection of graded in fabric manufacturers and patterns on pages 20-28. Contact Customer Service for additional fabric options.

## Shell Specifications

- Wood species - Beech.
- Stacks ten high.
- Consists of seven-ply hardwood construction.
- Contoured molded seat panel.
- Upholstered shell or seat ½" polyurethane foam.

## Frame Specifications

- Manufactured with 7/16" solid steel rod.
- Four clear plastic glides - chrome frame.
- Four black plastic glides - black frame.
- Four protective stack bumpers.

## 5 Fabric Selection - vendor, pattern and color

## 6 Wood Back Style - R, S, T, U, V or W

## 7 Optional Linking Brackets - add \$32 list per chair

## 8 Optional Laser Engraving Back Imprint - specify location and size; see page 29 for details

## 9 Optional Laser Cut Out - specify location and size; see page 29 for details

## Laser Engrave &amp; Cut Out: A and C MODELS ONLY

## Tyler Order Check List:



### Specify:

- ☐ 1. Model Number
- ☐ 2. Fabric Selection - vendor, pattern and color
- ☐ 3. Base Selection - black polyurethane base standard
  - A. Aluminum Base - add \$99 list
  - B. Black Pneumatic Jury Base - add \$176 list
- ☐ 4. Optional Mid-Pivot Swivel-Tilt Mechanism - add \$126 list
- ☐ 5. Optional Base Glides - add \$126 list

### Example:

TY8600 | MOMENTUM | VOX | MYSTIC  
 (model #) | (fabric vendor) | (pattern name) | (pattern color)

#### 1. Model Number

#### 2. Fabric Selection - Please supply the following:

Fabric vendor  
 Pattern name  
 Pattern color

[For a complete list of JSI Graded-In Fabric click here](#)

When specifying contrasting upholstery, indicate clearly which upholstery is to be applied to the seat, back and arms. Use higher grade pricing.

- Indicate direction of fabric - Railroaded or Up the Roll
- Please provide illustration, if available

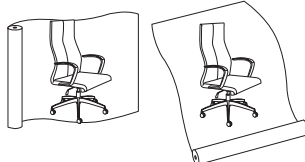
#### All COM orders must include the following:

- Vendor's name, pattern name and color
- Sample of the fabric attached to order
- Model numbers of items for fabric application
- Special application instructions (e.g., all stripes will be applied front to back unless specified otherwise)
- Customer and purchase order number

Ship prepaid COM material to:

JSI  
 Attn: COM Dept  
 201 East Martin Street  
 Receiving B, Dock 71  
 Orleans, IN 47452

Application of fabric:  
 Railroaded      Up the Roll



All COM orders will ship at standard lead time from receipt of COM except for orders requiring special custom matched finishes.

#### 3. Base Selections - black polyurethane base standard

- A. Aluminum base - add \$99 list
- B. Black pneumatic jury base - add \$176 list



Pneumatic lift-  
 NOT self-centering -  
 Standard

#### 4. Pneumatic Swivel Tilt Control (Standard) -



Optional mid-pivot swivel-tilt  
 mechanism - add \$126 list

#### 5. Optional Base Glides - add \$14 list



Description	① Model	Specifications	List Price Per Grade																												
Management Mid Back	<b>TY8600</b>	<table> <tr> <th>Dimensions</th><th>D</th><th>W</th><th>H</th></tr> <tr> <td>Overall</td><td>26</td><td>26</td><td>42</td></tr> <tr> <td>Seat</td><td>18</td><td>19 ½</td><td>22</td></tr> <tr> <td>Arm</td><td colspan="3"></td></tr> <tr> <th>Upholstery</th><th colspan="3">Shipping</th></tr> <tr> <td>COM Ydg</td><td>1 ¾</td><td>Ctn Wt</td><td>28</td></tr> <tr> <td>COL Sq Ft</td><td>32</td><td>Cu Ft</td><td>14</td></tr> </table>	Dimensions	D	W	H	Overall	26	26	42	Seat	18	19 ½	22	Arm				Upholstery	Shipping			COM Ydg	1 ¾	Ctn Wt	28	COL Sq Ft	32	Cu Ft	14	COM \$889 A \$904 B \$934 COL/C \$986 D \$1,053 E \$1,121 F \$1,192 G \$1,292 H \$1,400 I \$1,568 J \$1,768 L1 \$1,312 L2 \$1,419
Dimensions	D	W	H																												
Overall	26	26	42																												
Seat	18	19 ½	22																												
Arm																															
Upholstery	Shipping																														
COM Ydg	1 ¾	Ctn Wt	28																												
COL Sq Ft	32	Cu Ft	14																												

NOW!



- armless
- overall height range is 37 - 42
- seat height range is 17 - 22
- jury base not available on JSI Quickship program

GSA Contract SIN #33721

Management Mid Back	<b>TY8610T</b>	<table> <tr> <th>Dimensions</th><th>D</th><th>W</th><th>H</th></tr> <tr> <td>Overall</td><td>26</td><td>26</td><td>42</td></tr> <tr> <td>Seat</td><td>18</td><td>19 ½</td><td>22</td></tr> <tr> <td>Arm</td><td colspan="3">32 ¾</td></tr> <tr> <th>Upholstery</th><th colspan="3">Shipping</th></tr> <tr> <td>COM Ydg</td><td>1 ¾</td><td>Ctn Wt</td><td>35</td></tr> <tr> <td>COL Sq Ft</td><td>32</td><td>Cu Ft</td><td>14</td></tr> </table>	Dimensions	D	W	H	Overall	26	26	42	Seat	18	19 ½	22	Arm	32 ¾			Upholstery	Shipping			COM Ydg	1 ¾	Ctn Wt	35	COL Sq Ft	32	Cu Ft	14	COM \$971 A \$987 B \$1,018 COL/C \$1,069 D \$1,136 E \$1,202 F \$1,274 G \$1,377 H \$1,481 I \$1,650 J \$1,850 L1 \$1,393 L2 \$1,503
Dimensions	D	W	H																												
Overall	26	26	42																												
Seat	18	19 ½	22																												
Arm	32 ¾																														
Upholstery	Shipping																														
COM Ydg	1 ¾	Ctn Wt	35																												
COL Sq Ft	32	Cu Ft	14																												

NOW!



- adjustable T arm
- overall height range is 37 - 42
- seat height range is 17 - 22
- arm height range is 24 ¼ - 32 ¾
- jury base not available on JSI Quickship program

GSA Contract SIN #33721


Management Mid Back	<b>TY8610L</b>	<table> <tr> <th>Dimensions</th><th>D</th><th>W</th><th>H</th></tr> <tr> <td>Overall</td><td>26</td><td>26</td><td>42</td></tr> <tr> <td>Seat</td><td>18</td><td>19 ½</td><td>22</td></tr> <tr> <td>Arm</td><td colspan="3">30</td></tr> <tr> <th>Upholstery</th><th colspan="3">Shipping</th></tr> <tr> <td>COM Ydg</td><td>1 ¾</td><td>Ctn Wt</td><td>35</td></tr> <tr> <td>COL Sq Ft</td><td>32</td><td>Cu Ft</td><td>14</td></tr> </table>	Dimensions	D	W	H	Overall	26	26	42	Seat	18	19 ½	22	Arm	30			Upholstery	Shipping			COM Ydg	1 ¾	Ctn Wt	35	COL Sq Ft	32	Cu Ft	14	COM \$971 A \$987 B \$1,018 COL/C \$1,069 D \$1,136 E \$1,202 F \$1,274 G \$1,377 H \$1,481 I \$1,650 J \$1,850 L1 \$1,393 L2 \$1,503
Dimensions	D	W	H																												
Overall	26	26	42																												
Seat	18	19 ½	22																												
Arm	30																														
Upholstery	Shipping																														
COM Ydg	1 ¾	Ctn Wt	35																												
COL Sq Ft	32	Cu Ft	14																												


NOW!




- fixed height loop arm
- overall height range is 37 - 42
- seat height range is 17 - 22
- arm height range is 25 - 30
- jury base not available on JSI Quickship program

GSA Contract SIN #33721

Description	1 Model	Specifications				List Price Per Grade
Executive High Back	<b>TY8620</b>	<b>Dimensions</b>	<b>D</b>	<b>W</b>	<b>H</b>	<b>COM \$921</b>
	<ul style="list-style-type: none"> <li>armless</li> <li>overall height range is 44 - 49</li> <li>seat height range is 17 - 22</li> <li>jury base not available on JSI Quickship program</li> </ul>	Overall	26	26	49	A \$937
		Seat	18	19 1/2	22	B \$972
		<b>Upholstery</b>		<b>Shipping</b>		COL/C \$1,034
		COM Ydg	2	Ctn Wt	36	D \$1,113
		COL Sq Ft	36	Cu Ft	14	E \$1,191
						F \$1,273
						G \$1,389
						H \$1,514
						I \$1,711
						J \$1,944
						L1 \$1,414
						L2 \$1,538

Executive High Back	<b>TY8630T</b>	<b>Dimensions</b>	<b>D</b>	<b>W</b>	<b>H</b>	<b>COM \$1,000</b>
	<ul style="list-style-type: none"> <li>adjustable T-arm</li> <li>overall height range is 44 - 49</li> <li>seat height range is 17 - 22</li> <li>arm height range is 24 1/4 - 32 3/4</li> <li>jury base not available on JSI Quickship program</li> </ul>	Overall	26	26	49	A \$1,019
		Seat	18	19 1/2	22	B \$1,053
		Arm			32 3/4	COL/C \$1,115
		<b>Upholstery</b>		<b>Shipping</b>		D \$1,193
		COM Ydg	2	Ctn Wt	43	E \$1,271
		COL Sq Ft	36	Cu Ft	14	F \$1,354
						G \$1,471
						H \$1,596
						I \$1,791
						J \$2,026
						L1 \$1,496
						L2 \$1,619

Executive High Back	<b>TY8630L</b>	<b>Dimensions</b>	<b>D</b>	<b>W</b>	<b>H</b>	<b>COM \$1,000</b>
	<ul style="list-style-type: none"> <li>fixed height loop arm</li> <li>overall height range is 44 - 49</li> <li>seat height range is 17 - 22</li> <li>arm height range is 25 - 30</li> <li>jury base not available on JSI Quickship program</li> </ul>	Overall	26	26	49	A \$1,019
		Seat	18	19 1/2	22	B \$1,053
		Arm			30	COL/C \$1,115
		<b>Upholstery</b>		<b>Shipping</b>		D \$1,193
		COM Ydg	2	Ctn Wt	43	E \$1,271
		COL Sq Ft	36	Cu Ft	14	F \$1,354
						G \$1,471
						H \$1,596
						I \$1,791
						J \$2,026
						L1 \$1,496
						L2 \$1,619

**To Order, Specify:**

- 1 Model Number
- 2 Fabric Selection - vendor, pattern and color
- 3 Base Selection - black polyurethane base standard
  - A. Aluminum Base - add \$99 list
  - B. Black Pneumatic Jury Base - add \$176 list
- 4 Optional Mid-Pivot Swivel-Tilt Mechanism (MP) - add \$126 list
- 4 Optional Base Glides (G) - add \$14 list

- 2 See a selection of graded in fabric manufacturers and patterns on pages 20-28. Contact Customer Service for additional fabric options.

**Specifications**

- One piece solid plywood construction.
- Seat has 2 1/2" polyurethane foam.
- Back has 1 1/2" polyurethane foam and vertical stitch detail.
- All models standard with swivel tilt, lock, pneumatic lift, tension adjustment and a black polyurethane base with dual wheel casters.

When ordering Quickship products, place a "Q" in front of model number.  
Example: QTY8610L

**NOW!**  
Need it.  
JSI Quickship



Waltham Order Check List:



Specify:

☐ 1. Model Number

☐ 2. Wood Species - Maple (M)

☐ 3. Wood Finish

☐ 4. Fabric Selection - vendor, pattern and color

☐ 5. Optional Knee Tilt/Gas Mechanism - add \$221 list

☐ 6. Optional Conference Self-Return Swivel Mechanism - add \$138 list

☐ 7. Optional Antique Brass Hood over Black Ball Caster - add \$46 list

Example:

WA4013	M	AUB	MOMENTUM	VOX	MYSTIC
(model #)	(wood species)	(finish)	(fabric vendor)	(pattern name)	(pattern color)

1. Model Number

2. Wood Species - Maple (M)

3. Wood Finish Options:

CAG Aged Ash Coordinate	CGR Graphite Coordinate
ALM Ale Medium	HRV Harvest
AUB Auburn	CHL High Line Coordinate
BRL Barley	CKC Khaki Coordinate
CBE Blonde Echo Coordinate	LGC Legacy
BBM Bourbon Medium	MCH Mocha
CBZ Brazilwood Coordinate	NTO Night Owl
BRM Brighton Medium	COA Oatmeal Cookie Coordinate
BUT Butterscotch	CPI Pinnacle Walnut Coordinate
CIN Cinnamon	PRL Praline
CLA Classic	SAF Saffron
CCF Coffee Coordinate	SIE Sienna
CLL Collectors	CST Studio Teak Coordinate
CCR Cremello Coordinate	TOF Toffee
EAR Earthy	TRF Truffle
ESP Espresso	VEN Venetian
FLX Flax	CVI Vintage Coordinate
CFL Florence Walnut Coordinate	CWH Walnut Heights Coordinate
CFO Fossil Coordinate	CWE Weathered Ash Coordinate

4. Fabric Selection - Please supply the following:

Vendor name

Pattern name

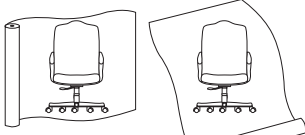
Pattern color

[For a complete list of JSI Graded-In Fabric click here](#)

When specifying contrasting upholstery, indicate clearly which upholstery is to be applied to the seat, back and arms. Use higher grade pricing.

- Indicate direction of fabric - Railroaded or Up the Roll
- Please provide illustration, if available

- All COM orders must include the following:
- Vendor's name, pattern name and color
  - Sample of the fabric attached to order
  - Model numbers of items for fabric application
  - Special application instructions (e.g., all stripes will be applied front to back unless specified otherwise)
  - Customer and purchase order number

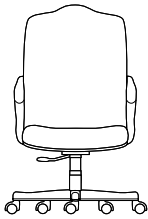
Ship prepaid COM material to:	Application of fabric:
JSI	Railroaded
Attn: COM Dept	Up the Roll
201 East Martin Street	
Receiving B, Dock 71	
Orleans, IN 47452	

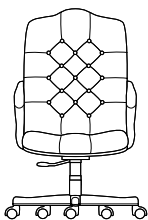
All COM orders will ship at standard lead time from receipt of COM except for orders requiring special custom matched finishes.

5. Optional Knee Tilt/Gas Mechanism - add \$221 list

6. Optional Conference Self-Return Swivel Mechanism - add \$138 list

7. Optional Antique Brass Hood over Black Ball Caster - add \$46 list

Description	1 Model	Specifications	List Price Per Grade																												
<b>Executive High Back</b> 	<b>WA4013</b> <ul style="list-style-type: none"> <li>upholstered arm cap, back and seat</li> <li>open wood arm</li> <li>seat height range is 17-21</li> <li>arm height range is 26 ½ - 29 ½</li> </ul> <hr/> GSA Contract SIN #711-18	<table> <tr> <th>Dimensions</th><th>D</th><th>W</th><th>H</th></tr> <tr> <td>Overall</td><td>28</td><td>24 ½</td><td>45 ¾</td></tr> <tr> <td>Seat</td><td>18 ¾</td><td>21 ¾</td><td>21</td></tr> <tr> <td>Arm</td><td></td><td></td><td>29 ½</td></tr> <tr> <th>Upholstery</th><th colspan="3">Shipping</th></tr> <tr> <td>COM Ydg</td><td>3 ¼</td><td>Ctn Wt</td><td>59</td></tr> <tr> <td>COL Sq Ft</td><td>59</td><td>Cu Ft</td><td>21</td></tr> </table>	Dimensions	D	W	H	Overall	28	24 ½	45 ¾	Seat	18 ¾	21 ¾	21	Arm			29 ½	Upholstery	Shipping			COM Ydg	3 ¼	Ctn Wt	59	COL Sq Ft	59	Cu Ft	21	COM \$2,799 A \$2,835 B \$2,901 COL/C \$3,021 D \$3,175 E \$3,329 F \$3,492 G \$3,723 H \$3,969 I \$4,354 J \$4,816 L1 \$3,771 L2 \$4,015
Dimensions	D	W	H																												
Overall	28	24 ½	45 ¾																												
Seat	18 ¾	21 ¾	21																												
Arm			29 ½																												
Upholstery	Shipping																														
COM Ydg	3 ¼	Ctn Wt	59																												
COL Sq Ft	59	Cu Ft	21																												

<b>Executive High Back</b> 	<b>WA4018</b> <ul style="list-style-type: none"> <li>upholstered arm cap, back and seat</li> <li>tufted</li> <li>open wood arm</li> <li>seat height range is 17-21</li> <li>arm height range is 26 ½ - 29 ½</li> </ul> <hr/> GSA Contract SIN #711-18	<table> <tr> <th>Dimensions</th><th>D</th><th>W</th><th>H</th></tr> <tr> <td>Overall</td><td>28</td><td>24 ½</td><td>45 ¾</td></tr> <tr> <td>Seat</td><td>18 ¾</td><td>21 ¾</td><td>21</td></tr> <tr> <td>Arm</td><td></td><td></td><td>29 ½</td></tr> <tr> <th>Upholstery</th><th colspan="3">Shipping</th></tr> <tr> <td>COM Ydg</td><td>3 ¼</td><td>Ctn Wt</td><td>60</td></tr> <tr> <td>COL Sq Ft</td><td>59</td><td>Cu Ft</td><td>21</td></tr> </table>	Dimensions	D	W	H	Overall	28	24 ½	45 ¾	Seat	18 ¾	21 ¾	21	Arm			29 ½	Upholstery	Shipping			COM Ydg	3 ¼	Ctn Wt	60	COL Sq Ft	59	Cu Ft	21	COM \$3,276 A \$3,311 B \$3,377 COL/C \$3,498 D \$3,651 E \$3,806 F \$3,968 G \$4,198 H \$4,445 I \$4,829 J \$5,292 L1 \$4,246 L2 \$4,491
Dimensions	D	W	H																												
Overall	28	24 ½	45 ¾																												
Seat	18 ¾	21 ¾	21																												
Arm			29 ½																												
Upholstery	Shipping																														
COM Ydg	3 ¼	Ctn Wt	60																												
COL Sq Ft	59	Cu Ft	21																												

#### To Order, Specify:

- Model Number
- Wood Species - Maple (M)
- Wood Finish
- Fabric Selection - vendor, pattern and color
- Optional Knee Tilt/Gas Mechanism - add \$221 list
- Optional Conference Self-Return Swivel Mechanism - add \$221 list
- Optional Antique Brass Hood over Black Ball Caster - add \$46 list

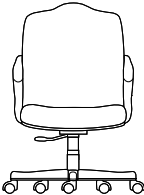
#### 3 Wood Finish Options:

CAG	Aged Ash Coordinate	CGR	Graphite Coordinate
ALM	Ale Medium	HRV	Harvest
AUB	Auburn	CHL	High Line Coordinate
BRL	Barley	CKC	Khaki Coordinate
CBE	Blonde Echo Coordinate	LGC	Legacy
BBM	Bourbon Medium	MCH	Mocha
CBZ	Brazilwood Coordinate	NTO	Night Owl
BRM	Brighton Medium	COA	Oatmeal Cookie Coordinate
BUT	Butterscotch	CPI	Pinnacle Walnut Coordinate
CIN	Cinnamon	PRL	Praline
CLA	Classic	SAF	Saffron
CCF	Coffee Coordinate	SIE	Sienna
CLL	Collectors	CST	Studio Teak Coordinate
CCR	Cremello Coordinate	TOF	Toffee
EAR	Earthy	TRF	Truffle
ESP	Espresso	VEN	Venetian
FLX	Flax	CVI	Vintage Coordinate
CFL	Florence Walnut Coordinate	CWH	Walnut Heights Coordinate
CFO	Fossil Coordinate	CWE	Weathered Ash Coordinate

- See a selection of graded in fabric manufacturers and patterns on pages 20-28 Contact Customer Service for additional fabric options.

#### Specifications

- Wood species - Maple.
- One piece solid plywood construction.
- Seat is high resiliency multi-density polyurethane foam.
- Back interior is multi-density polyurethane foam with foam lumbar support.
- Adjustment is mid-pivot, mid-knee tilt with gas height adjustment.
- Wood arm has biscuit reinforcement.
- Arm cap is rigid urethane with neoprene foam.
- C316, wood base cap.
- C10, hooded black double wheel caster.
- Caster is hard tread.

Description	1 Model	Specifications			List Price Per Grade		
Management Mid Back 	<b>WA4023</b> <ul style="list-style-type: none"><li>· upholstered arm cap, back and seat</li><li>· open wood arm</li><li>· seat height range is 17-21</li><li>· arm height range is 26 ½ - 29 ½</li></ul> <div><div></div><div>GSA Contract SIN #711-18</div></div>	<b>Dimensions</b>	<b>D</b>	<b>W</b>	<b>H</b>	<b>COM</b>	\$2,590
		Overall	27 ½	24 ½	41	<b>A</b>	\$2,620
		Seat	18 ¾	21 ¾	21	<b>B</b>	\$2,684
		Arm	29 ½			<b>COL/C</b>	\$2,796
		<b>Upholstery</b>	<b>Shipping</b>			<b>D</b>	\$2,937
		COM Ydg	3	Ctn Wt	56	<b>E</b>	\$3,079
		COL Sq Ft	54	Cu Ft	19	<b>F</b>	\$3,229
						<b>G</b>	\$3,443
						<b>H</b>	\$3,670
						<b>I</b>	\$4,025
				<b>J</b>	\$4,451		
				<b>L1</b>	\$3,484		
				<b>L2</b>	\$3,711		

Management Mid Back

WA4028

- upholstered arm cap, back and seat
- tufted
- open wood arm
- seat height range is 17-21
- arm height range is 26 ½ – 29 ½

GSA Contract SIN #711-18

Dimensions	D	W	H
Overall	27 ½	24 ½	41
Seat	18 ¾	21 ¾	21
Arm			29 ½
Upholstery		Shipping	
COM Ydg	3	Ctn Wt	60
COL Sq Ft	54	Cu Ft	19

COM	\$3,064
A	\$3,096
B	\$3,161
COL/C	\$3,269
D	\$3,413
E	\$3,553
F	\$3,704
G	\$3,916
H	\$4,143
I	\$4,499
J	\$4,925
L1	\$3,959
L2	\$4,187

### To Order, Specify:

- 1 Model Number
- 2 Wood Species - Maple (M)
- 3 Wood Finish
- 4 Fabric Selection - vendor, pattern and color
- 5 Optional Knee Tilt/Gas Mechanism - add \$221 list
- 6 Optional Conference Self-Return Swivel Mechanism - add \$138 list
- 7 Optional Antique Brass Hood over Black Ball Caster - add \$46 list

### 3 Wood Finish Options:

CAG	Aged Ash Coordinate	CGR	Graphite Coordinate
ALM	Ale Medium	HRV	Harvest
AUB	Auburn	CHL	High Line Coordinate
BRL	Barley	CKC	Khaki Coordinate
CBE	Blonde Echo Coordinate	LGC	Legacy
BBM	Bourbon Medium	MCH	Mocha
CBZ	Brazilwood Coordinate	NTO	Night Owl
BRM	Brighton Medium	COA	Oatmeal Cookie Coordinate
BUT	Butterscotch	CPI	Pinnacle Walnut Coordinate
CIN	Cinnamon	PRL	Praline
CLA	Classic	SAF	Saffron
CCF	Coffee Coordinate	SIE	Sienna
CLL	Collectors	CST	Studio Teak Coordinate
CCR	Cremello Coordinate	TOF	Toffee
EAR	Earthy	TRF	Truffle
ESP	Espresso	VEN	Venetian
FLX	Flax	CVI	Vintage Coordinate
CFL	Florence Walnut Coordinate	CWH	Walnut Heights Coordinate
CFO	Fossil Coordinate	CWE	Weathered Ash Coordinate

### Specifications

- Wood species - Maple.
- One piece solid plywood construction.
- Seat is high resiliency multi-density polyurethane foam.
- Back interior is multi-density polyurethane foam with foam lumbar support.
- Adjustment is mid-pivot, mid-knee tilt with gas height adjustment.
- Wood arm has biscuit reinforcement.
- Arm cap is rigid urethane with neoprene foam.
- C316, wood base cap.
- C10, hooded black double wheel caster.
- Caster is hard tread.

- 4 See a selection of graded in fabric manufacturers and patterns on pages 20-28 Contact Customer Service for additional fabric options.

## Waltham Order Check List:



### Specify:

- ☐ 1. Model Number
- ☐ 2. Wood Species - Maple (M)
- ☐ 3. Wood Finish
- ☐ 4. Fabric Selection - vendor, pattern and color

### Example:

<b>WA8060</b> (model #)	<b>M</b> (wood species)	<b>AUB</b> (finish)	<b>MOMENTUM</b> (fabric vendor)	<b>VOX</b> (pattern name)	<b>MYSTIC</b> (pattern color)
----------------------------	----------------------------	------------------------	------------------------------------	------------------------------	----------------------------------

### 1. Model Number

### 2. Wood Species - Maple (M)

### 3. Wood Finish Options:

CAG	Aged Ash Coordinate	CGR	Graphite Coordinate
ALM	Ale Medium	HRV	Harvest
AUB	Auburn	CHL	High Line Coordinate
BRL	Barley	CKC	Khaki Coordinate
CBE	Blonde Echo Coordinate	LGC	Legacy
BBM	Bourbon Medium	MCH	Mocha
CBZ	Brazilwood Coordinate	NTO	Night Owl
BRM	Brighton Medium	COA	Oatmeal Cookie Coordinate
BUT	Butterscotch	CPI	Pinnacle Walnut Coordinate
CIN	Cinnamon	PRL	Praline
CLA	Classic	SAF	Saffron
CCF	Coffee Coordinate	SIE	Sienna
CLL	Collectors	CST	Studio Teak Coordinate
CCR	Cremello Coordinate	TOF	Toffee
EAR	Earthy	TRF	Truffle
ESP	Espresso	VEN	Venetian
FLX	Flax	CVI	Vintage Coordinate
CFL	Florence Walnut Coordinate	CWH	Walnut Heights Coordinate
CFO	Fossil Coordinate	CWE	Weathered Ash Coordinate

### 4. Fabric Selection - Please supply the following:

Fabric vendor  
Pattern name  
Pattern color

[For a complete list of JSI Graded-In Fabric click here](#)

When specifying contrasting upholstery, indicate clearly which upholstery is to be applied to the seat and back. Use higher grade pricing.

- Indicate direction of fabric - Railroaded or Up the Roll
- Please provide illustration, if available

### All COM orders must include the following:

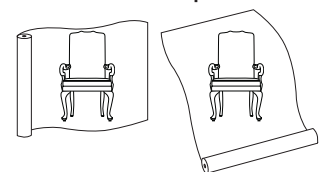
- Vendor's name, pattern name and color
- Sample of the fabric attached to order
- Model numbers of items for fabric application
- Special application instructions (e.g., all stripes will be applied front to back unless specified otherwise)
- Customer and purchase order number

Ship prepaid COM  
material to:

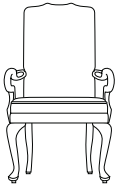
JSI  
Attn: COM Dept  
201 East Martin Street  
Receiving B, Dock 71  
Orleans, IN 47452

Application of fabric:

Railroaded      Up the Roll



All COM orders will ship at standard lead time from receipt of COM except for orders requiring special custom matched finishes.

Description	1 Model	Specifications	List Price Per Grade
<b>Guest Chair</b> 	<b>WA8060</b>	<b>Dimensions</b>	<b>COM \$1,572</b>
	<ul style="list-style-type: none"> <li>open wood arm</li> <li>upholstered seat and back</li> </ul>	<b>D</b>	<b>A \$1,597</b>
		<b>W</b>	<b>B \$1,644</b>
		<b>H</b>	<b>COL/C \$1,727</b>
	GSA Contract SIN #711-18	Overall	<b>D \$1,834</b>
		Seat	<b>E \$1,942</b>
		Arm	<b>F \$2,054</b>
			<b>G \$2,211</b>
			<b>H \$2,382</b>
			<b>I \$2,650</b>
			<b>J \$2,969</b>
			<b>L1 \$2,245</b>
			<b>L2 \$2,414</b>

**To Order, Specify:**

- 1 Model Number
- 2 Wood Species - Maple (M)
- 3 Wood Finish
- 4 Fabric Selection - vendor, pattern and color

**3 Wood Finish Options:**

CAG	Aged Ash Coordinate	CGR	Graphite Coordinate
ALM	Ale Medium	HRV	Harvest
AUB	Auburn	CHL	High Line Coordinate
BRL	Barley	CKC	Khaki Coordinate
CBE	Blonde Echo Coordinate	LGC	Legacy
BBM	Bourbon Medium	MCH	Mocha
CBZ	Brazilwood Coordinate	NTO	Night Owl
BRM	Brighton Medium	COA	Oatmeal Cookie Coordinate
BUT	Butterscotch	CPI	Pinnacle Walnut Coordinate
CIN	Cinnamon	PRL	Praline
CLA	Classic	SAF	Saffron
CCF	Coffee Coordinate	SIE	Sienna
CLL	Collectors	CST	Studio Teak Coordinate
CCR	Cremello Coordinate	TOF	Toffee
EAR	Earthy	TRF	Truffle
ESP	Espresso	VEN	Venetian
FLX	Flax	CVI	Vintage Coordinate
CFL	Florence Walnut Coordinate	CWH	Walnut Heights Coordinate
CFO	Fossil Coordinate	CWE	Weathered Ash Coordinate

**Specifications**

- Wood species - Maple.
- Frame exterior is joined with dowels.
- Seat box is reinforced with corner blocks.
- Hardwood interior frame is joined with double dowels.
- Seat has synthetic sheet webbing with high resiliency seat polyurethane foam.
- Back interior is polyurethane foam.

- 4 See a selection of graded in fabric manufacturers and patterns on pages 20-28 Contact Customer Service for additional fabric options.

## Wink Order Check List:



### Specify:

- ☐ 1. Model Number
- ☐ 2. Plastic Color or Wood Finish
- ☐ 3. Fabric Selection - vendor, pattern and color
- ☐ 4. Frame Selection - tier and finish
- ☐ 5. Optional Felt Glides - no upcharge (available on metal 4-leg chairs and stools only, not available on sled base)

### Example:

<b>WK821CP</b> (model #)	<b>SMK</b> (plastic color)	<b>MOMENTUM</b> (fabric vendor)	<b>VOX</b> (pattern name)	<b>MYSTIC</b> (pattern color)
-----------------------------	-------------------------------	------------------------------------	------------------------------	----------------------------------

#### 1. Model Number

#### 2. Seat and Back Plastic Color or Wood Finish Options: see individual model for shell availability.

##### Gloss Plastic Color:

CTG	Cherry Tomato Gloss	NOG	Navel Orange Gloss
EWG	Extra White Gloss	TBG	Tricorn Black Gloss

##### Matte Plastic Color:

EWM	Extra White	SRM	Stop Red
KGR	Kiwi Green	TBM	Tricorn Black
NVY	Navy Blue	THG	Thunderous Green
RFB	Refuge Blue	TRD	Toile Red

##### Translucent Plastic Color:

CLR	Clear	SMK	Smoke
-----	-------	-----	-------

##### Wood Finish:

SSY	Sapeli Sycamore
WAL	Walnut

#### 3. Fabric Selection - Please supply the following:

Fabric vendor  
Pattern name  
Pattern color

[For a complete list of JSI Graded-In Fabric click here](#)


#### All COM orders must include the following:

- Vendor's name, pattern name and color
- Sample of the fabric attached to order
- Model numbers of items for fabric application
- Special application instructions (e.g., all stripes will be applied front to back unless specified otherwise)
- Customer and purchase order number

#### Ship prepaid COM material to:

JSI  
Attn: COM Dept  
201 East Martin Street  
Receiving B, Dock 71  
Orleans, IN 47452

#### Application of fabric: Railroaded Up the Roll



All COM orders will ship at standard lead time from receipt of COM except for orders requiring special custom matched finishes.

#### 4. Frame Finish

##### For Wood Leg Models:

##### White Oak:

ACR	Acorn	RYE	Rye
BUF	Buff	POR	Porter
BUR	Burlap	SAD	Saddle
CHE	Chestnut	WWO	Whitewash
INK	Inkwell		

##### For 4-Leg and Sled Base Models:

##### Metal Finish:

##### Tier 1:

MBK	Matte Black
CHR	Chrome

##### Tier 2: add \$42 list

ASL	Arctic Silver	BWH	Bright White
PEW	Pewter	SNK	Soft Nickel

Metal Tiers continued on next page.

## Wink Order Check List:

**Metal Frame Tiers continued from previous page.**

**Tier 3: add \$83 list**

CAR	Carmine Red (RAL3002)	SPB	Sapphire Blue (RAL4007)
LGR	Leaf Green (RAL6002)	TBL	Traffic Blue (RAL5017)
PPV	Purple Violet (RAL4007)	ZYL	Zinc Yellow (RAL1018)
SIG	Signal Orange (RAL2010)		

**Tier 4: add \$125 list**

BRD	Beige Red (RAL3012)	SGR	Signal Green (RAL6032)
COP	Copper Brown (RAL8004)	SGY	Silk Grey (RAL7044)
HYL	Honey Yellow (RAL1005)	SKY	Sky Blue (RAL5015)
MTQ	Mint Turquoise (RAL6033)	TQP	Turquoise Pastel (RAL6034)
OGR	Olive Green (RAL6003)	TRD	Traffic Red (RAL3020)
QZG	Quartz Grey (RAL7039)	MHB	Mahogany Brown (RAL8016)
SAL	Salmon Orange (RAL2012)		

Chrome Frame dictate chrome glides/ back support bracketry.




Matte Black Frame dictate black glides/ back support bracketry.




All other Frame color dictates chrome glides/ back support bracketry.

---

### Care and Maintenance Information:

- do not use a dry cloth or paper towel
- do not use any cleaner, liquid or soap containing ammonia, acetone, trichloroethylene or alcohol.
- use a soft cloth with warm water and buff dry with lint free soft cloth
- if heavier soiled cleaning is required, use small amount of liquid soap free of above listed chemicals diluted in warm water, rinse and buff dry with a soft lint free cloth
- spray cleaners can be used if they are designed for cleaning acrylic, plexiglas, polycarbonate or mylar window films and do not contain ammonia or alcohol. However, some cleaners could leave residue and might cause finger printing or smearing

Description	① Model	Specifications	List Price Per Grade
<b>Armless Stack Chair</b>	<b>WK823AP Plastic Seat</b> <b>WK823CP Uph. Seat</b>	<b>Dimensions</b>	<b>Plastic Seat \$541</b>
	• low density stacker	<b>D</b>	<b>COM \$697</b>
	• stacks 5 high	<b>W</b>	<b>A \$717</b>
<b>WK823AP plastic seat</b>	• available with Gloss, Matte and Translucent Plastic shell colors	<b>H</b>	<b>B \$735</b>
	• 4-leg base available in 26 metal finishes, see below for options and pricing	<b>Upholstery</b>	<b>COL/C \$766</b>
<b>translucent seat</b>	• rubber nylon glides standard, optional felt glides, no upcharge	<b>Shipping</b>	<b>D \$806</b>
	GSA Contract SIN #33721	<b>COM Ydg</b>	<b>E \$842</b>
		<b>COL Sq Ft</b>	<b>F \$904</b>
			<b>G \$968</b>
			<b>H \$1,039</b>
			<b>I \$1,145</b>
			<b>J \$1,277</b>
			<b>L1 \$982</b>
			<b>L2 \$1,051</b>

<b>Wrap Stack Chair</b>	<b>WK821AP Plastic Seat</b> <b>WK821CP Uph. Seat</b>	<b>Dimensions</b>	<b>Plastic Seat \$581</b>
	• low density stacker	<b>D</b>	<b>COM \$746</b>
	• stacks 5 high	<b>W</b>	<b>A \$767</b>
<b>WK821AP plastic seat</b>	• available with Gloss and Translucent Plastic shell colors	<b>H</b>	<b>B \$783</b>
	• NOT available in Matte Plastic colors	<b>Upholstery</b>	<b>COL/C \$814</b>
<b>translucent seat</b>	• 4-leg base available in 26 metal finishes, see below for options and pricing	<b>Shipping</b>	<b>D \$854</b>
	• rubber nylon glides standard, optional felt glides, no upcharge	<b>COM Ydg</b>	<b>E \$893</b>
	GSA Contract SIN #33721	<b>COL Sq Ft</b>	<b>F \$956</b>
			<b>G \$1,018</b>
			<b>H \$1,088</b>
			<b>I \$1,196</b>
			<b>J \$1,327</b>
			<b>L1 \$1,031</b>
			<b>L2 \$1,101</b>

**To Order, Specify:**

- ① Model Number
- ② Shell Plastic Color
- ③ Fabric Selection - vendor, pattern and color
- ④ Metal Leg Finish
- ⑤ Optional Felt Glides - no upcharge

**② Shell Options:****Guest/Stool - Plastic Color:****Gloss Plastic Color:**

CTG Cherry Tomato Gloss	NOG Navel Orange Gloss
EWG Extra White Gloss	TBG Tricorn Black Gloss

**Translucent Color:**

CLR Clear	SMK Smoke
-----------	-----------

**Matte Plastic Color (only available on armless shells):**

EWM Extra White	KGR Kiwi Green
NVY Navy Blue	RFB Refuge Blue
SRM Stop Red	TBM Tricorn Black
THG Thunderous Green	TRD Tolle Red

- ③ See a selection of graded in fabric manufacturers and patterns on pages 20-28. Contact Customer Service for additional fabric options.

**④ Leg Finish Options:****Metal Leg Finish:**

<b>Tier 1:</b>		
MBK Matte Black	CHR Chrome	
<b>Tier 2: Add \$42 list</b>		
ASL Arctic Silver	BWH Bright White	
PEW Pewter	SNK Soft Nickel	
<b>Tier 3: Add \$83 list</b>		
CAR Carmine Red	LGR Leaf Green	
PPB Purple Violet	SIG Signal Orange	
SPB Sapphire Blue	TBL Traffic Blue	
ZYL Zinc Yellow		



**Tier 4: Add \$125 list**

BRD Beige Red	SGR Signal Green	COP Copper Brown
SGY Silk Grey	HYL Honey Yellow	TQP Turquoise Pastel
MTQ Mint Turquoise	TRD Traffic Red	OGR Olive Green
MHB Mahogany Brown		

**Specifications**




- Plastic/Translucent - ¼" thick plastic seat and back.
- Wood - ¾" thick, 5 ply wood seat and back.
- Seat is upholstered with ¾" polyurethane foam.
- Chromium plated metal legs.
- 4-leg chairs standard with nylon glides.
- Sled base standard with snap-on clear glides.






Description	① Model	Specifications				List Price Per Grade	
Stack Chair with Metal Loop Arms	WK851AP Plastic Seat	Dimensions	D	W	H	Plastic Seat	\$610
	WK851CP Uph. Seat	Overall	21	18 ½	32	COM	\$842
		Seat	16	18 ½	17 ¾	A	\$849
		Arm			26	B	\$865
Upholstery		Shipping		COL/C	\$891		
COM Ydg		¾	Ctn Wt	20	D	\$924	
COL Sq Ft		9	Cu Ft	12	E	\$957	
				F	\$1,009		
				G	\$1,064		
				H	\$1,123		
				I	\$1,216		
				J	\$1,327		
				L1	\$1,105		
				L2	\$1,179		

- low density stacker
- stacks 5 high
- available with Matte Plastic shell colors
- 4-leg base available in 26 metal finishes, see below for options and pricing
- 4-leg base available in 26 metal finishes, see below for options and pricing
- rubber nylon glides standard, optional felt glides, no upcharge

GSA Contract SIN #33721

Description	1 Model	Specifications	List Price Per Grade																								
<b>Armless Wood Leg Guest Chair</b>	<b>WK813AP Plastic Seat</b> <b>WK813CP Uph. Seat</b> <ul style="list-style-type: none"> <li>does not stack</li> <li>available with Gloss, Matte and Translucent Plastic shell colors</li> <li>oak frame available in select finishes</li> <li>matte black metal seat frame standard, optional polished aluminum, no upcharge</li> </ul>	<table> <tr> <th>Dimensions</th><th>D</th><th>W</th><th>H</th></tr> <tr> <td>Overall</td><td>17</td><td>18 ¼</td><td>32</td></tr> <tr> <td>Seat</td><td>16</td><td>18 ¼</td><td>17 ½</td></tr> <tr> <th>Upholstery</th><th colspan="3">Shipping</th></tr> <tr> <td>COM Ydg</td><td>¾</td><td>Ctn Wt</td><td>18</td></tr> <tr> <td>COL Sq Ft</td><td>9</td><td>Cu Ft</td><td>12</td></tr> </table>	Dimensions	D	W	H	Overall	17	18 ¼	32	Seat	16	18 ¼	17 ½	Upholstery	Shipping			COM Ydg	¾	Ctn Wt	18	COL Sq Ft	9	Cu Ft	12	<b>Plastic Seat \$856</b> <b>COM \$1,089</b> <b>A \$1,098</b> <b>B \$1,113</b> <b>COL/C \$1,139</b> <b>D \$1,173</b> <b>E \$1,206</b> <b>F \$1,260</b> <b>G \$1,316</b> <b>H \$1,378</b> <b>I \$1,471</b> <b>J \$1,585</b> <b>L1 \$1,358</b> <b>L2 \$1,434</b>
Dimensions	D	W	H																								
Overall	17	18 ¼	32																								
Seat	16	18 ¼	17 ½																								
Upholstery	Shipping																										
COM Ydg	¾	Ctn Wt	18																								
COL Sq Ft	9	Cu Ft	12																								
 <b>WK813AP</b> plastic seat  <b>WK813CP</b> uph. seat  translucent seat	GSA Contract SIN #33721																										

<b>Wrap Wood Leg Guest Chair</b>	<b>WK811AP Plastic Seat</b> <b>WK811CP Uph. Seat</b> <ul style="list-style-type: none"> <li>does not stack</li> <li>available with Gloss and Translucent Plastic shell colors</li> <li>NOT available in Matte plastic colors</li> <li>oak frame available in select finishes</li> <li>matte black metal seat frame standard, optional Polished Aluminum, no upcharge</li> </ul>	<table> <tr> <th>Dimensions</th><th>D</th><th>W</th><th>H</th></tr> <tr> <td>Overall</td><td>15 ½</td><td>18 ½</td><td>32</td></tr> <tr> <td>Seat</td><td>14 ½</td><td>18 ¼</td><td>17 ½</td></tr> <tr> <td>Arm</td><td></td><td></td><td>25 ¼</td></tr> <tr> <th>Upholstery</th><th colspan="3">Shipping</th></tr> <tr> <td>COM Ydg</td><td>¾</td><td>Ctn Wt</td><td>20</td></tr> <tr> <td>COL Sq Ft</td><td>9</td><td>Cu Ft</td><td>12</td></tr> </table>	Dimensions	D	W	H	Overall	15 ½	18 ½	32	Seat	14 ½	18 ¼	17 ½	Arm			25 ¼	Upholstery	Shipping			COM Ydg	¾	Ctn Wt	20	COL Sq Ft	9	Cu Ft	12	<b>Plastic Seat \$1,016</b> <b>COM \$1,252</b> <b>A \$1,259</b> <b>B \$1,275</b> <b>COL/C \$1,301</b> <b>D \$1,335</b> <b>E \$1,368</b> <b>F \$1,421</b> <b>G \$1,479</b> <b>H \$1,539</b> <b>I \$1,633</b> <b>J \$1,747</b> <b>L1 \$1,519</b> <b>L2 \$1,596</b>
Dimensions	D	W	H																												
Overall	15 ½	18 ½	32																												
Seat	14 ½	18 ¼	17 ½																												
Arm			25 ¼																												
Upholstery	Shipping																														
COM Ydg	¾	Ctn Wt	20																												
COL Sq Ft	9	Cu Ft	12																												
 <b>WK811AP</b> plastic seat  <b>WK811CP</b> uph. seat  translucent seat	GSA Contract SIN #33721																														

**To Order, Specify:**

- 1 Model Number
- 2 Shell Plastic Color
- 3 Fabric Selection - vendor, pattern and color
- 4 Metal Leg Finish
- 5 Optional Felt Glides - no upcharge

**2 Shell Options:****Guest/Stool - Plastic Color:****Gloss Plastic Color:**

CTG Cherry Tomato Gloss    NOG Navel Orange Gloss  
EWG Extra White Gloss    TBG Tricorn Black Gloss

**Translucent Color:**

CLR Clear    SMK Smoke

**Matte Plastic Color (only available on armless shells):**

EWM Extra White    KGR Kiwi Green  
NVY Navy Blue    RFB Refuge Blue  
SRM Stop Red    TBM Tricorn Black  
THG Thunder Green    TRD Tolle Red

- 3 See a selection of graded in fabric manufacturers and patterns on pages 20-28. Contact Customer Service for additional fabric options.

**4 Leg Finish Options:****Metal Leg Finish:****Tier 1:**

MBK Matte Black    CHR Chrome

**Tier 2: Add \$42 list**

ASL Arctic Silver    BWH Bright White  
PEW Pewter    SNK Soft Nickel

**Tier 3: Add \$83 list**



CAR Carmine Red    LGR Leaf Green  
PPB Purple Violet    SIG Signal Orange  
SPB Sapphire Blue    TBL Traffic Blue  
ZYL Zinc Yellow




**Tier 4: Add \$125 list**




BRD Beige Red    SGR Signal Green    COP Copper Brown  
SGY Silk Grey    HYL Honey Yellow    TQP Turquoise Pastel  
MTQ Mint Turquoise    TRD Traffic Red    OGR Olive Green  
MHB Mahogany Brown

**Specifications**

- Plastic/Translucent - ¼" thick plastic seat and back.
- Wood - ¾" thick, 5 ply wood seat and back.
- Seat is upholstered with ¾" polyurethane foam.
- Chromium plated metal legs.
- 4-leg chairs standard with nylon glides.
- Sled base standard with snap-on clear glides.

Description	① Model	Specifications				List Price Per Grade	
Wrap Stack Chair	WK821AW All Wood	Dimensions	D	W	H	All Wood	\$1,685
	WK821CW Uph. Seat	Overall	22 ¼	24 ¾	31 ¾	COM	\$1,821
	<ul style="list-style-type: none"><li>· 4-leg base available in 26 metal finishes, see below for options and pricing</li><li>· available in Sapeli Sycamore or Walnut wood finish</li><li>· rubber nylon glides standard, optional felt glides, no upcharge</li><li>· limited quantity - contact customer service</li></ul> <div>GSA Contract SIN #33721</div>	Seat	14 ½	18 ¼	17 ½	A	\$1,855
WK821AW all wood		Arm			28 ¼	B	\$1,874
		Upholstery		Shipping		COL/C	\$1,905
WK821CW uph. seat		COM Ydg	¾	Ctn Wt	20	D	\$1,944
		COL Sq Ft	9	Cu Ft	12	E	\$1,983
						F	\$2,043
						G	\$2,108
						H	\$2,179
						I	\$2,286
						J	\$2,417
						L1	\$2,121
						L2	\$2,189

Description	① Model	Specifications	List Price Per Grade																								
<b>Armless Counter Stool</b>   <b>WK824AP</b> plastic seat   translucent seat	<b>WK824AP Plastic Seat</b> <b>WK824CP Uph. Seat</b> <ul style="list-style-type: none"> <li>counter height stool</li> <li>available with Gloss, Matte and Translucent Plastic shell colors</li> <li>sled base available in 26 metal finishes, see below for options and pricing</li> </ul> GSA Contract SIN #33721	<table> <tr> <th>Dimensions</th><th>D</th><th>W</th><th>H</th></tr> <tr> <td>Overall</td><td>19 ½</td><td>21 ½</td><td>40</td></tr> <tr> <td>Seat</td><td>16</td><td>18 ½</td><td>26</td></tr> <tr> <th>Upholstery</th><th colspan="3">Shipping</th></tr> <tr> <td>COM Ydg</td><td>¾</td><td>Ctn Wt</td><td>24</td></tr> <tr> <td>COL Sq Ft</td><td>13</td><td>Cu Ft</td><td>13</td></tr> </table>	Dimensions	D	W	H	Overall	19 ½	21 ½	40	Seat	16	18 ½	26	Upholstery	Shipping			COM Ydg	¾	Ctn Wt	24	COL Sq Ft	13	Cu Ft	13	Plastic Seat \$760 COM \$916 A \$937 B \$957 COL/C \$985 D \$1,025 E \$1,064 F \$1,127 G \$1,191 H \$1,259 I \$1,366 J \$1,498 L1 \$1,202 L2 \$1,273
Dimensions	D	W	H																								
Overall	19 ½	21 ½	40																								
Seat	16	18 ½	26																								
Upholstery	Shipping																										
COM Ydg	¾	Ctn Wt	24																								
COL Sq Ft	13	Cu Ft	13																								

<b>Wrap Counter Stool</b>   <b>WK825AP</b> plastic seat   translucent seat	<b>WK825AP Plastic Seat</b> <b>WK825CP Uph. Seat</b> <ul style="list-style-type: none"> <li>counter height stool</li> <li>available with Gloss and Translucent Plastic shell colors</li> <li>NOT available in Matte Plastic colors</li> <li>sled base available in 26 metal finishes, see below for options and pricing</li> </ul> GSA Contract SIN #33721	<table> <tr> <th>Dimensions</th><th>D</th><th>W</th><th>H</th></tr> <tr> <td>Overall</td><td>19 ½</td><td>24 ¾</td><td>40</td></tr> <tr> <td>Seat</td><td>16</td><td>18 ½</td><td>26</td></tr> <tr> <td>Arm</td><td></td><td></td><td>36 ½</td></tr> <tr> <th>Upholstery</th><th colspan="3">Shipping</th></tr> <tr> <td>COM Ydg</td><td>¾</td><td>Ctn Wt</td><td>26</td></tr> <tr> <td>COL Sq Ft</td><td>13</td><td>Cu Ft</td><td>13</td></tr> </table>	Dimensions	D	W	H	Overall	19 ½	24 ¾	40	Seat	16	18 ½	26	Arm			36 ½	Upholstery	Shipping			COM Ydg	¾	Ctn Wt	26	COL Sq Ft	13	Cu Ft	13	Plastic Seat \$810 COM \$960 A \$982 B \$1,000 COL/C \$1,030 D \$1,070 E \$1,108 F \$1,169 G \$1,234 H \$1,302 I \$1,411 J \$1,540 L1 \$1,248 L2 \$1,317
Dimensions	D	W	H																												
Overall	19 ½	24 ¾	40																												
Seat	16	18 ½	26																												
Arm			36 ½																												
Upholstery	Shipping																														
COM Ydg	¾	Ctn Wt	26																												
COL Sq Ft	13	Cu Ft	13																												

**To Order, Specify:**

- ① Model Number
- ② Shell Color or Wood Finish
- ③ Fabric Selection - vendor, pattern and color
- ④ Leg Finish
- ⑤ Optional Felt Glides - no upcharge

**② Shell Options:**

**Wood Guest Chair- Wood Finish:**  
SSY Sapeli Sycamore  
WAL Walnut

**Guest/Stool - Plastic Color:**  
**Guest/Stool - Plastic Color:**

**Gloss Plastic Color:**  
CTG Cherry Tomato Gloss    NOG Navel Orange Gloss  
EWG Extra White Gloss    TBG Tricorn Black Gloss

**Translucent Color:**  
CLR Clear    SMK Smoke

**Matte Plastic Color (only available on armless shells):**  
EWM Extra White    KGR Kiwi Green  
NVY Navy Blue    RFB Refuge Blue  
SRM Stop Red    TBM Tricorn Black  
THG Thunderous Green    TRD Tolle Red

- ③ See a selection of graded in fabric manufacturers and patterns on pages 20-28. Contact Customer Service for additional fabric options.

**④ Leg Finish Options:****Wood Leg Finish - White Oak:**

ACR Acom	CHE Chestnut	RYE Rye
BUF Buff	INK Inkwell	SAD Saddle
BUR Burlap	POR Porter	WWO Whitewash

**Metal Leg Finish:**

**Tier 1:**  
MBK Matte Black    CHR Chrome







**Tier 2: Add \$42 list**  
ASL Arctic Silver    BWH Bright White  
PEW Pewter    SNK Soft Nickel

**Tier 3: Add \$83 list**  
CAR Carmine Red    LGR Leaf Green  
PPB Purple Violet    SIG Signal Orange  
SPB Sapphire Blue    TBL Traffic Blue  
ZYL Zinc Yellow

**Tier 4: Add \$125 list**  
BRD Beige Red    SGR Signal Green    COP Copper Brown  
SGY Silk Grey    HYL Honey Yellow    TQP Turquoise Pastel  
MTQ Mint Turquoise    TRD Traffic Red    OGR Olive Green  
MHB Mahogany Brown

**Specifications**

- Plastic/Translucent - ¼" thick plastic seat and back.
- Wood - ¾" thick, 5 ply wood seat and back.
- Seat is upholstered with ¾" polyurethane foam.
- Chromium plated metal legs.
- 4-leg chairs standard with nylon glides.
- Sled base standard with snap-on clear glides.

Description	① Model	Specifications	List Price Per Grade																												
<b>Armless Barstool</b>   <b>WK828AP</b> plastic seat  translucent seat	<b>WK828AP Plastic Seat</b> <b>WK828CP Uph. Seat</b> <ul style="list-style-type: none"> <li>bar height stool</li> <li>available with Gloss, Matte and Translucent Plastic shell colors</li> <li>sled base available in 26 metal finishes, see below for options and pricing</li> </ul> GSA Contract SIN #33721	<table> <tr> <th>Dimensions</th><th>D</th><th>W</th><th>H</th></tr> <tr> <td>Overall</td><td>19 ½</td><td>21 ½</td><td>43 ½</td></tr> <tr> <td>Seat</td><td>16</td><td>18 ½</td><td>29 ½</td></tr> <tr> <th colspan="2">Upholstery</th><th colspan="2">Shipping</th></tr> <tr> <td>COM Ydg</td><td>¾</td><td>Ctn Wt</td><td>26</td></tr> <tr> <td>COL Sq Ft</td><td>15</td><td>Cu Ft</td><td>14</td></tr> </table>	Dimensions	D	W	H	Overall	19 ½	21 ½	43 ½	Seat	16	18 ½	29 ½	Upholstery		Shipping		COM Ydg	¾	Ctn Wt	26	COL Sq Ft	15	Cu Ft	14	Plastic Seat \$768 COM \$917 A \$938 B \$958 COL/C \$986 D \$1,026 E \$1,066 F \$1,128 G \$1,192 H \$1,260 I \$1,367 J \$1,499 L1 \$1,203 L2 \$1,274				
Dimensions	D	W	H																												
Overall	19 ½	21 ½	43 ½																												
Seat	16	18 ½	29 ½																												
Upholstery		Shipping																													
COM Ydg	¾	Ctn Wt	26																												
COL Sq Ft	15	Cu Ft	14																												
<b>Wrap Barstool</b>   <b>WK827AP</b> plastic seat  translucent seat	<b>WK827AP Plastic Seat</b> <b>WK827CP Uph. Seat</b> <ul style="list-style-type: none"> <li>bar height stool</li> <li>available with Gloss and Translucent Plastic shell colors</li> <li>NOT available in Matte plastic shell colors</li> <li>sled base available in 26 metal finishes, see below for options and pricing</li> </ul> GSA Contract SIN #33721	<table> <tr> <th>Dimensions</th><th>D</th><th>W</th><th>H</th></tr> <tr> <td>Overall</td><td>19 ½</td><td>24 ¾</td><td>43 ½</td></tr> <tr> <td>Seat</td><td>16</td><td>18 ½</td><td>29 ½</td></tr> <tr> <td>Arm</td><td></td><td></td><td>39 ½</td></tr> <tr> <th colspan="2">Upholstery</th><th colspan="2">Shipping</th></tr> <tr> <td>COM Ydg</td><td>¾</td><td>Ctn Wt</td><td>28</td></tr> <tr> <td>COL Sq Ft</td><td>15</td><td>Cu Ft</td><td>15</td></tr> </table>	Dimensions	D	W	H	Overall	19 ½	24 ¾	43 ½	Seat	16	18 ½	29 ½	Arm			39 ½	Upholstery		Shipping		COM Ydg	¾	Ctn Wt	28	COL Sq Ft	15	Cu Ft	15	Plastic Seat \$811 COM \$961 A \$983 B \$1,001 COL/C \$1,031 D \$1,071 E \$1,110 F \$1,170 G \$1,235 H \$1,303 I \$1,412 J \$1,543 L1 \$1,249 L2 \$1,318
Dimensions	D	W	H																												
Overall	19 ½	24 ¾	43 ½																												
Seat	16	18 ½	29 ½																												
Arm			39 ½																												
Upholstery		Shipping																													
COM Ydg	¾	Ctn Wt	28																												
COL Sq Ft	15	Cu Ft	15																												





## Ziva Lounge Order Check List:



### Specify:

- ☐ 1. Model Number
- ☐ 2. Fabric Selection - vendor, pattern and color (select models offer contrasting upholstery, see page 329 for details)
- ☐ 3. Front Casters and Back Handle (single seat); add \$120 list
- ☐ 4. Optional Tablet Arm - Indicate left (TBL) or right (TBR); laminate or veneer add \$444 list, solid surface add \$399 list
- ☐ 5. Optional Side Power - Black (B) or White; add \$878 list each and indicate left or right
- ☐ 6. Optional Back Power - Select USB Dual Charging (USB) or Single Simplex Plug (SSP); Black (B) or White; upcharge applies
- ☐ 7. Optional Stand Up Surface with Privacy Screen - stand up surface specify JSI standard laminate and privacy screen specify Ash Grey (ASH), Cream (CRE), Grey (GRY), Milk (MLK), Silver (SIL) or White (WHT); upcharge applies

### Example:

ZV6665 | MOMENTUM | VOX | MYSTIC  
(model #) | (fabric vendor) | (pattern name) | (pattern color)

#### 1. Model number

#### 2. Fabric selection - Please supply the following:

Fabric vendor  
Pattern name  
Pattern color

[For a complete list of JSI Graded-In Fabric click here](#)

When specifying contrasting upholstery complete the form on page 329. Use higher grade pricing.

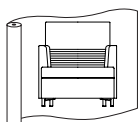
- Fabric for Ziva is always railroaded
- Please provide illustration, if available

#### All COM orders must include the following:

- Vendor's name, pattern name and color
- Sample of the fabric attached to the order
- Model numbers of items for fabric application
- Special application instructions (e.g., all stripes will be applied front to back unless specified otherwise)
- Customer and purchase order number

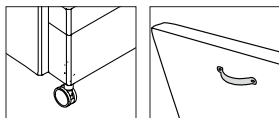
Ship prepaid COM material to:  
JSI  
Attn: COM Dept  
201 East Martin Street  
Receiving B, Dock 71  
Orleans, IN 47452

Application of fabric:  
Railroaded

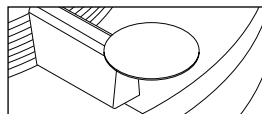


All COM orders will ship at standard lead time from receipt of COM except for orders requiring special custom matched finishes.

#### 3. Front Casters and Back Handle - (single seat) - add \$120 list

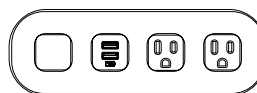


#### 4. Tablet Arm:



- 14" dia
- Specify Tablet Arm option (TBL) or right (TBR); laminate or veneer add \$444 list, solid surface add \$399 list for each tablet arm specified. For material offering see Ziva table top selection on page 364.

#### 5. Side Power:



Power Outlet - add \$878 list  
2- 120 volt  
2- USB Power  
1- Open Port

#### 6. Back Power:



2- USB Power 1- 120 Volt

upcharges vary, see specific model numbers

#### 7. Standup Surface Laminate Color Selection:

AGA	Aged Ash	GRH	Graphite
ALB	Alabaster	HGL	High Line
ALM	Ale Medium	OAT	Oatmeal Cookie
BLO	Blonde Echo	PIN	Pinnacle Walnut
BBM	Bourbon Medium	SHD	Shadow
BZW	Brazilwood	SLG	Slate Grey
BBL	Bridal Blanco	STU	Studio Teak
BRM	Brighton Medium	VIN	Vintage
CLL	Collectors	WLH	Walnut Heights
DWH	Designer White	WEA	Weathered Ash
FLO	Florence Walnut		

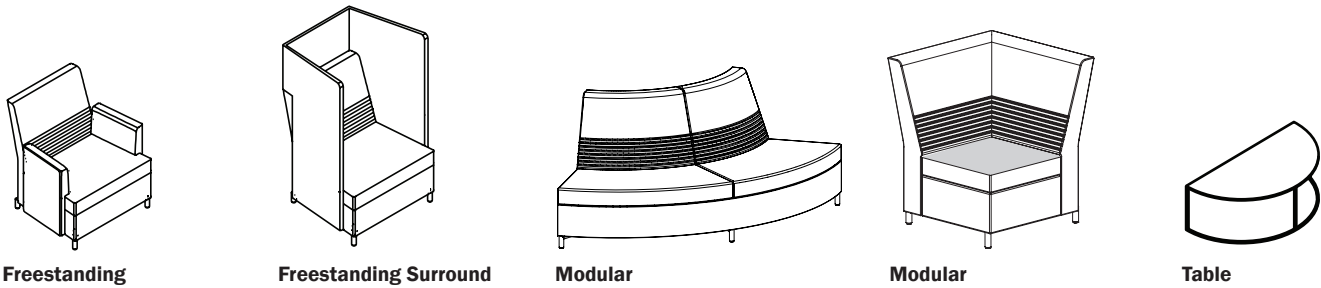
#### Privacy Screen Colors:

ASH	Ash Grey	MLK	Milky
CRE	Cream	SIL	Silver Grey
GRY	Grey	WHT	White



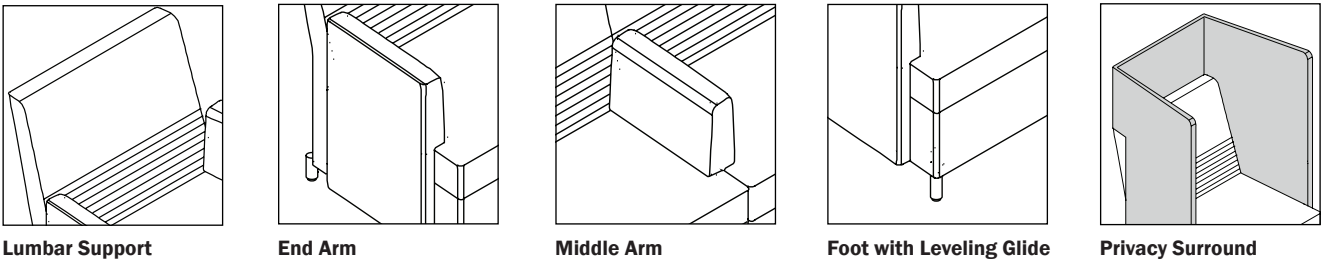
Overview

Ziva is a comprehensive collection of freestanding and configurable seating with an offering of occasional and work tables.



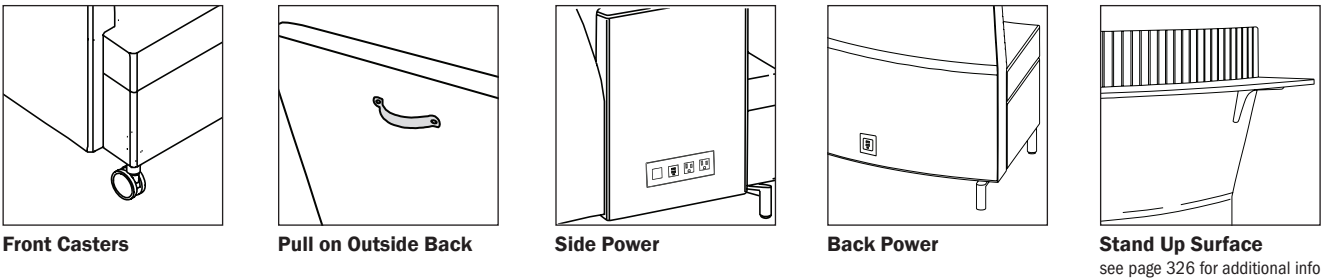
Features

Functional details are integrated into the high design of Ziva. The linear stitch pattern in the lumbar area creates interest, while adding comfort. End and middle arms allow for optional tablet. The custom foot allows for leveling and supports the caster option, if mobility is needed. An upper privacy surround on the single or two seater has acoustical capabilities, creating visual and audible privacy for the seated user.



Product Options

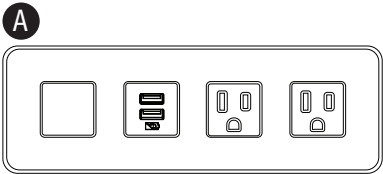
The models come with a variety of options. The front casters and back handle on the single seat provides for mobility. Several options in power and charging along with a stand up surface providing solutions for versatile environment.



Product Options

Selected Ziva lounge models may be specified with power in two different locations. Power outlets on the side of units (including the end arm or the privacy surround) will have **A** configuration. Power outlets on the lower center back have the option of **B** or **C** configuration per model. All units are available in black or white and have a 10' cord.

Side Power Option



**A Power Outlet**  
2- 120 volt  
2- USB Power  
1- Open Port


open port allow unit to be customized, adapter kit is included

Back Power Option

**B Power Outlet**  
2- USB Power /per device



**C Power Outlet**  
1- 120 volt /per device



Back Option Devices Per Model

Model Type	# of Devices	USB	Simplex
single seat	1	\$182	\$95
two seat	2	\$363	\$200
three seat	3	\$545	\$300
wedge with full back	1	\$182	\$95
quarter round full back	2	\$363	\$200
quarter round w/partial back	1	\$182	\$95
all devices must be the same per model			

Quickship:

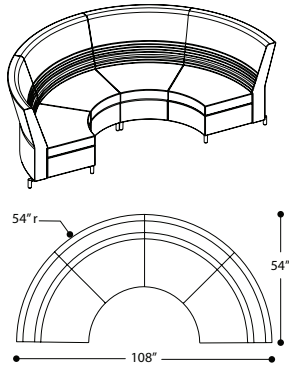
Ziva freestanding single chairs on the **NOW!** quickship program are available in all veneer finishes. Quickship units with tablet arm include veneer, the select quickship laminates and white solid surface.

## Configurable

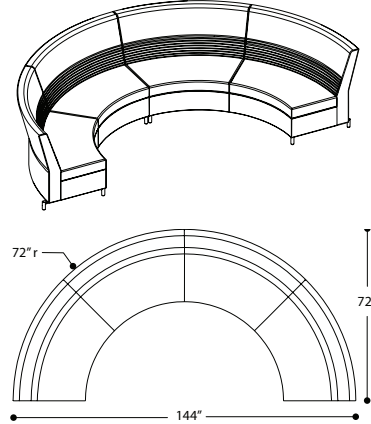
### Quarter Round

Ziva's modular lounge with 54" and 72" outside radius or 14" and 32" inside radius can provide for solutions for small or large spaces. All radius will work together to create unique solutions.

#### 2 - 54" Quarter Round

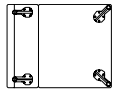


#### 2 - 72" Quarter Round

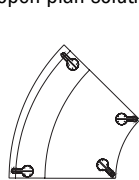


### Modular Units

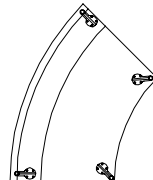
Maximum configurability is achieved with wedge, quarter round and in-line units. Modular benches available in round or in-line enhance the layout possibilities while creating an open plan solution.



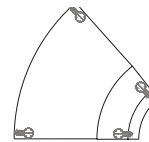
In-Line



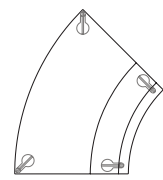
54" Outside Wedge



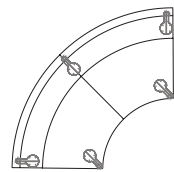
72" Outside Wedge



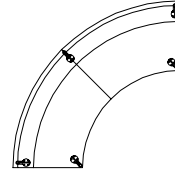
14" Inside Wedge



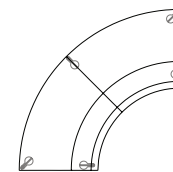
32" Inside Wedge



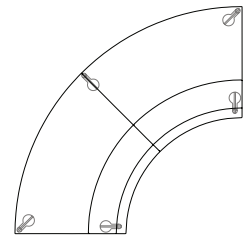
54" Outside Qtr Round



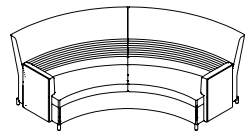
72" Outside Qtr. Round



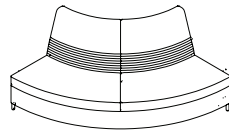
14" Inside Qtr. Round



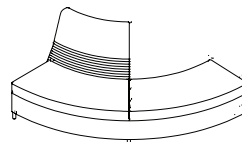
32" Inside Qtr. Round



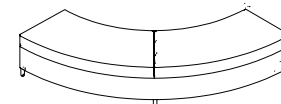
Outside Back with Arms



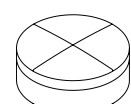
Inside Back



Partial Back



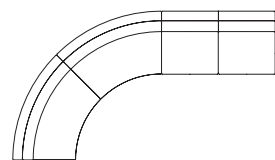
Bench



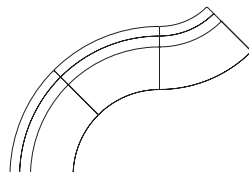
Ottoman

### Recommended Combinations

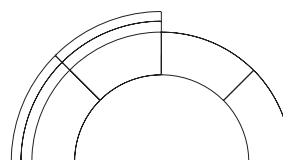
Ziva is designed to fit the user's preference. To uphold the design statement of Ziva, it is recommended that adjacent layouts have backs on the same side (example 1 & 2) or attached to a bench (example 3). Opposite facing configurations may be achieved by placing a bench or benches in between the two directions (example 4).



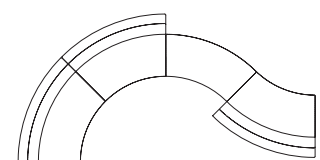
(example 1)



(example 2)



(example 3)

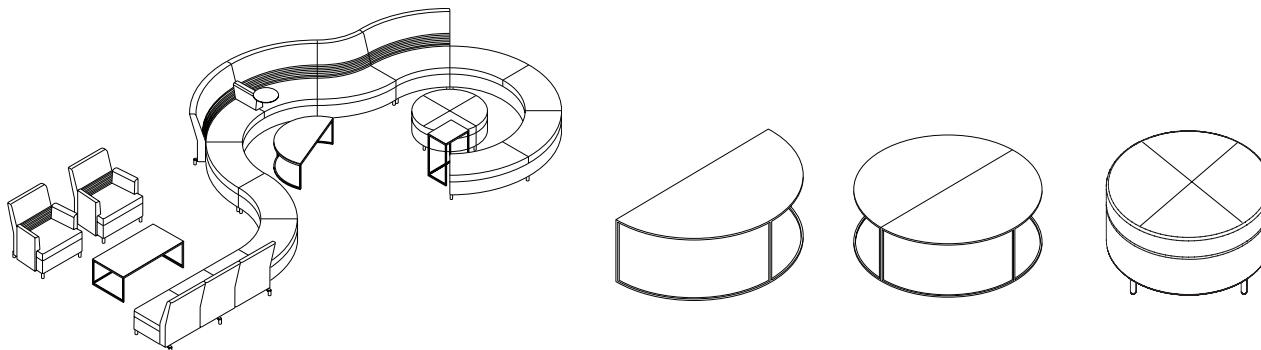


(example 4)

### Ottomans and Tables

Ottomans and tables can complete a layout and provide functionality. The ottomans are available in four diameters. Both the ottoman or the half round coffee table fit perfectly inside round configurations.

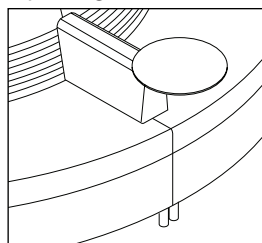
The light scale tables have an Arctic Silver powder coat frame with wood, laminate or solid surface top. The versatile work height tables serve as an end table and arm rest. They can be positioned over benches or the seated user to be used as a work surface. Tables are available in square, rectangle, or half round. They are designed to be used individually or paired up with a matching table.



### Tablet Table Option

All arms on freestanding and modular units are available with an optional 14" diameter tablet. It is offered in 3/4" thick wood, 3/4" thick laminate or 1/2" thick solid surface. The wood tablet is available in Cherry, Maple and Walnut.

The tablet is on a swivel mechanism allowing it to be placed closer to the user. The recommended weight limit for the tablet is 75lbs. JSI does not warrant any damage as a result of excessive weight.



#### Tablet

(shown on a middle arm)


Veneer - add \$444

Laminate - add \$444

Solid Surface - add \$399

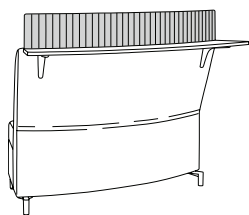
### Stand Up Surface with Privacy Screen

Stand Up Surface is 3/4" thick provides 9 1/4" deep surface, mounted at 35"h. This option is available on many of the units, and come with acoustical texture privacy panels. The privacy screen is available in six colors.



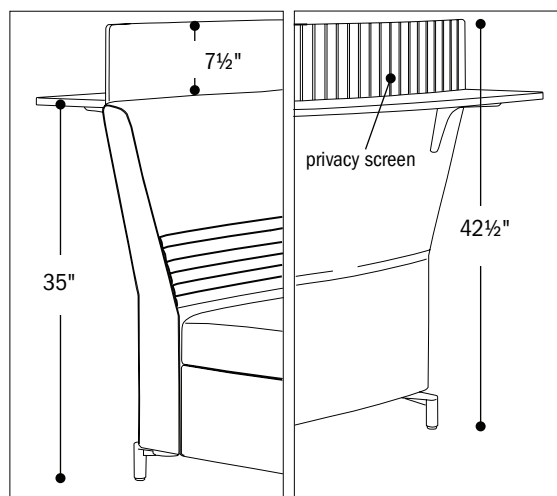
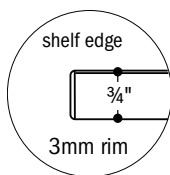
#### Stand Up Surface

All JSI standard laminates



#### Privacy Screen

Ash Grey Cream    Grey Milk    Silver Grey White



Use JSI Counter Height Stools for proper seating height.

### 54"r modular units

ZV6550-OB	\$446
ZV6588-ROB	\$446
ZV6588-LOB	\$446
ZV6588-FOB	\$958
ZV6588-FOB-RA	\$958
ZV6588-FOB-LA	\$958

### 72"r modular units

ZV6650-OB	\$587
ZV6688-ROB	\$587
ZV6688-LOB	\$587
ZV6688-FOB	\$1,101
ZV6688-FOB-RA	\$1,101
ZV6688-FOB-LA	\$1,101

### freestanding models

ZV6660	\$446
ZV6670	\$613
ZV6680	\$809
ZV6665	\$446
ZV6675	\$613
ZV6685	\$809
ZV6628-FB	\$446
ZV6655-FB	\$613
ZV6683-FB	\$809
ZV6688-FOB-2A	\$1,101

**Lounge****Rights and Lefts**

The handedness of the chair is determined by seated position.

**Frame Construction**

Frame interior is upholstery grade plywood with glued solid hardwood cross members reinforced with wood screws.

**Seat Construction**

Seat has synthetic sheet webbing with cross strap and 3 5/8" thick high resiliency polyurethane multi-density foam.

**Back Construction**

Back has 1 3/4" thick polyurethane foam, back lumbar has 10 channel stitch detail thru 3/8" thick polyurethane foam.

**Arm Construction**

3/4" of high grade polyurethane foam covers a plywood constructed arm frame.

**Upholstery Detail**

Contrasting fabric available on the back or the arms and seat.

**Patterned fabric is not recommended as the fabric may not align at the same location.**

**Tables****Frame Construction**

Arctic Silver powder-coat finish over a fabricated and welded tubular frame.

**Top Construction - Veneer**

1.5 mm rimmed core with veneer surface.

**Legs**

Die cast zinc with matte chrome finish.  
1" of height adjustability on the glide.

**Tablet Arm**

3/4" thick with Veneer or 1/2" thick Solid surface. Mechanism allows for a full 360 degree of swivel and writing surface of 14" diameter.

Important Upholstery Information

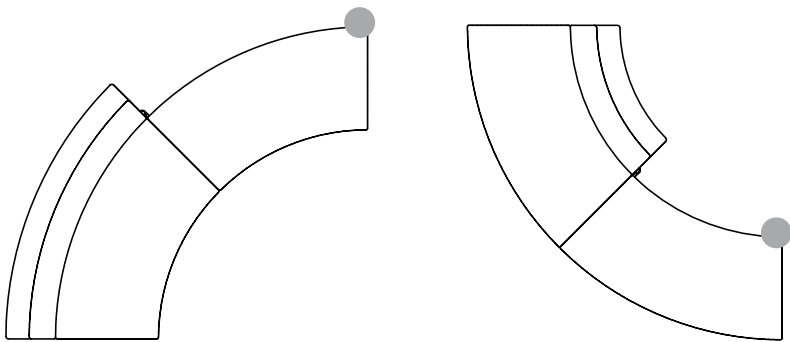
To reduce the number of seams and to achieve a clean look, **Railroaded** off the roll application is standard for Ziva. Line art and pricing for Ziva reflects railroaded fabric. **Due to the size of Ziva and minimal seams, patterned fabrics with the nap (side to side), and leather are not recommended.**

JSI strives to achieve customer satisfaction, therefore requests for patterned fabrics, with a nap application, and leather will be reviewed on a case by case basis. Fill out the sample form on the next page and contact Customer Service. Additional fabric yardage may be required and will be the customer's responsibility. The customer may also be asked to approve additional seaming. Other additional charges may apply. If a patterned fabric is specified, JSI does not guarantee matching at seams.

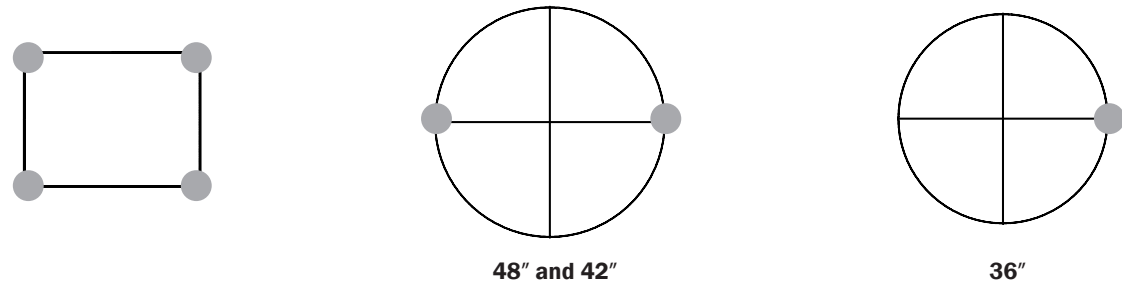
Standard Seaming

The back and seat are upholstered separately and therefore will have no joining seams, only tailoring seams as per the product design. Shown below are examples of seams required to join the fabric on the seat and surround. (marked with a ●)

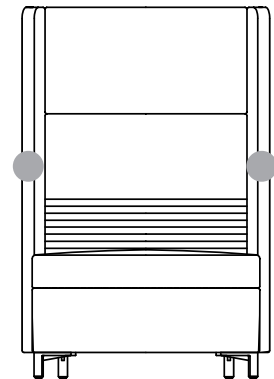
The seat seam is hidden on freestanding and modular units with full backs. Partial back modular units have seaming on the bench section on the same side as the back.



Benches (freestanding and modular) and ottomans have tailoring seams to align with the feet on the seat platform.



Privacy Surround will have a fabric joining seam on the front band of surround.

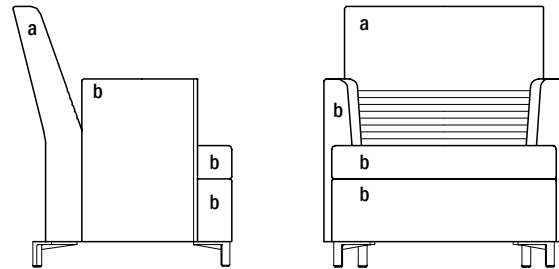


### Seating Material Options

This form must accompany order when specifying contrasting or complementary upholstery.

#### Call for yardage and pricing.

Area (a), (b) and (c) are upholstery and can be specified in contrasting fabric. Legs and handle are a die-cast zinc with a matte chrome finish.

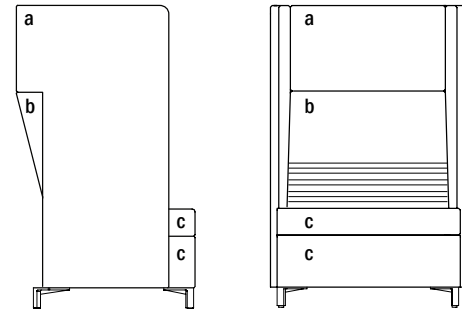


**Freestanding & Modular**

Model Number: \_\_\_\_\_

Back (a): \_\_\_\_\_

Arms, Seat & Base (b): \_\_\_\_\_



**Freestanding with Surround**

Model Number: \_\_\_\_\_

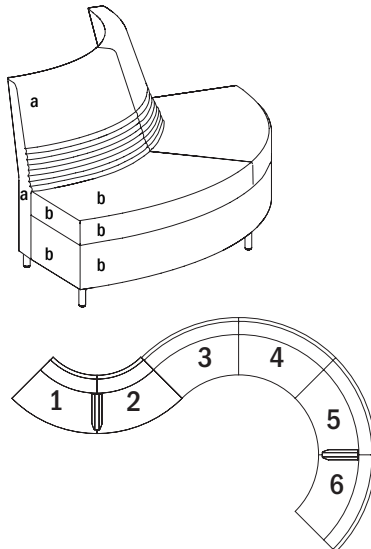
Surround (a): \_\_\_\_\_

Back (b): \_\_\_\_\_

Seat & Base (c): \_\_\_\_\_

### Large Configurations

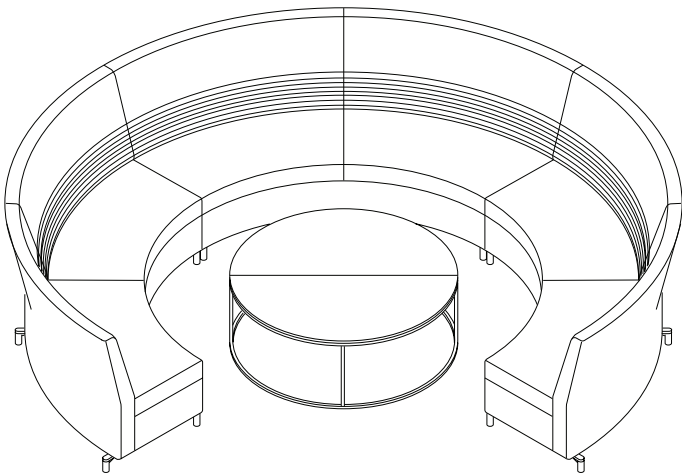
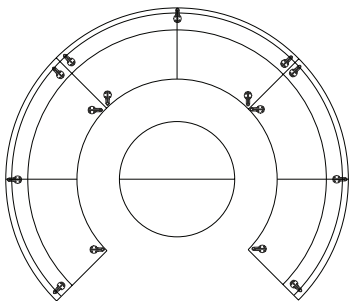
When using three or more modular units that will be connected as a single configuration, it is very helpful if the models and upholstery fabric are listed in sequence. This will assist in the order entry process and assure a better match of the configuration. Refer to the diagrams below.



Sequence	Model #	Fabric a	Fabric b
1 of _____	_____	_____	_____
2 of _____	_____	_____	_____
3 of _____	_____	_____	_____
4 of _____	_____	_____	_____
5 of _____	_____	_____	_____
6 of _____	_____	_____	_____
7 of _____	_____	_____	_____
8 of _____	_____	_____	_____
9 of _____	_____	_____	_____

Typicals:

ZV001



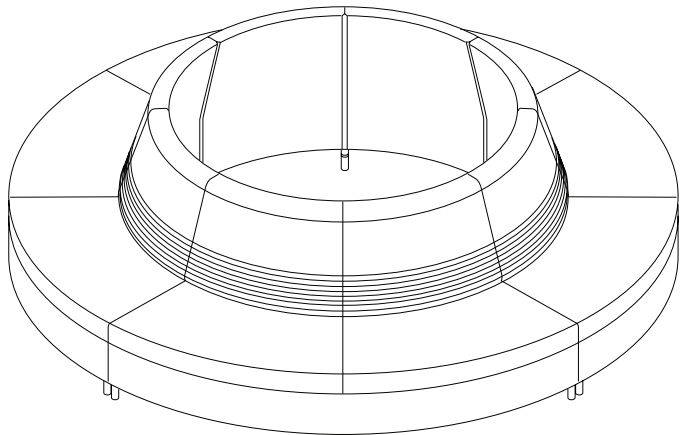
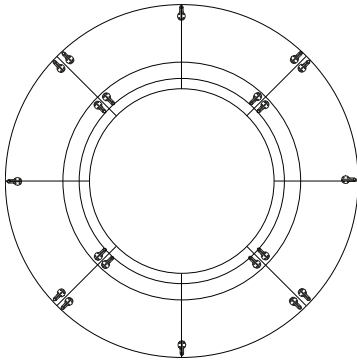
Total List \$15,656

Models

- (3) ZV6688-F0B
- (2) ZV2448-18HRT

72" Radius Quarter Round with Outside Back  
Half Round Coffee Table with Veneer Surface

ZV002



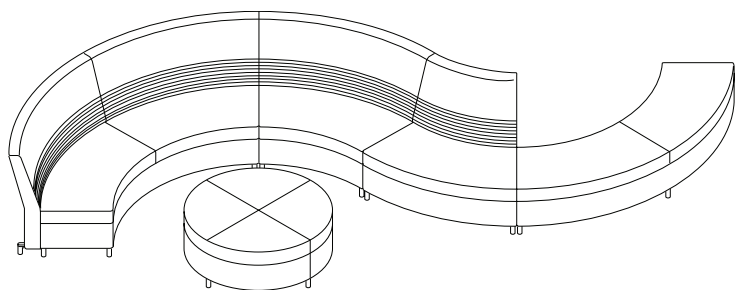
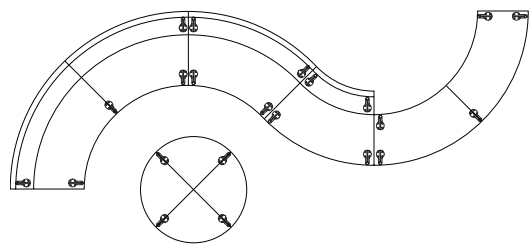
Total List \$16,092

Models

- (4) ZV6688-F1B

32" Radius Quarter Round with Inside Back

Typicals:  
ZV003



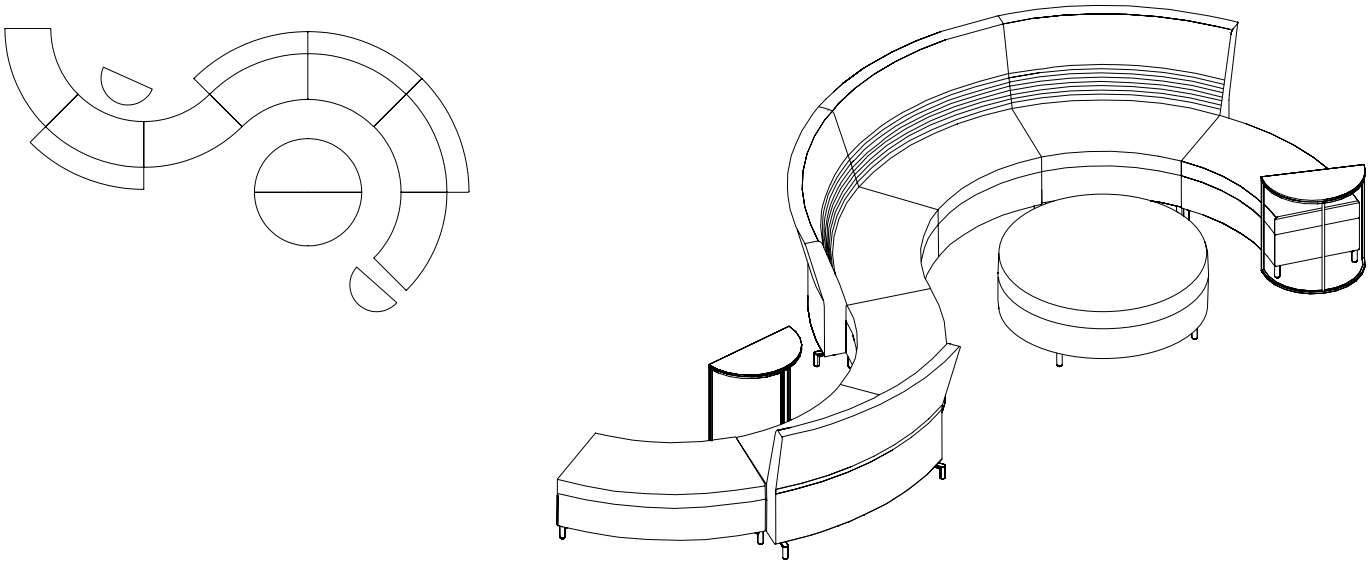
Total List \$12,797

Models

(1) ZV6688-FOB	72" Radius Quarter Round with Outside Back
(1) ZV6650-OB	72" Radius Wedge with Outside Back
(1) ZV6651-IB	32" Radius Wedge with Inside Back
(1) ZV6688	72" Radius Quarter Round Bench
(1) ZV6642	42" dia. Ottoman



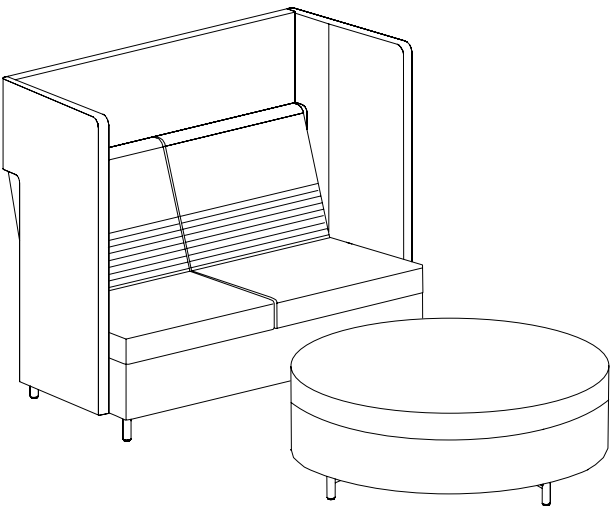
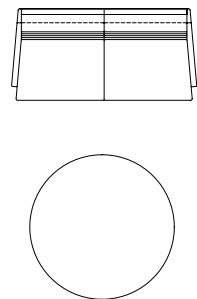
Typicals:  
ZV005



Total List \$17,022

Models	
(2) ZV2448-26HRT	Half Round Work Height Table with Veneer Surface
(3) ZV6647	Wedge Bench; COM
(1) ZV6648	48" dia. Ottoman; COM
(2) ZV6650-OB	Wedge with Outside Back; COM
(1) ZV6688-FOB	Quarter Round with Outside Back; COM

**Typicals:**  
**ZV015**



**Models**

Total List **\$5,756**

---

(1) ZV6670-PS	Two-Seat with Surround; COM
(1) ZV6648	48" dia. Ottoman; COM

# ZIVA

## FREESTANDING



### Description


### 1 Model

### Specifications

### List Price Per Grade

#### Single Seat

**NOW!**



#### ZV6660

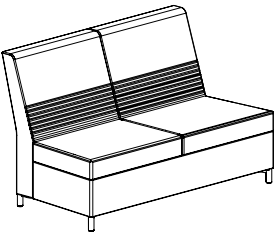
- upholstered seat and back
- armless
- fabric application is railroad
- front casters and pull available, specify and add \$120 list
- seat side power available, specify and add \$878 list; indicate right or left as seated and color Black (B) or White (W)
- power available in the center of the lower extreme back, dual charging USB add \$182 list or single simplex add \$95 list; specify USB or Simplex and color Black (B) or White (W)

GSA Contract SIN #33721

Dimensions	D	W	H
Overall	30 3/8	31	36
Seat	20 1/2	29 3/8	17 1/2
Upholstery		Shipping	
COM Ydg	3 1/2	Ctn Wt	82
		Cu Ft	23

COM	\$1,739
A	\$1,778
B	\$1,851
C	\$1,979
D	\$2,141
E	\$2,305
F	\$2,480
G	\$2,725
H	\$2,989
I	\$3,398
J	\$3,890

#### Two Seat



#### ZV6670

- upholstered seat and back
- armless
- fabric application is railroad
- seat side power available, specify and add \$878 list; indicate right or left as seated and color Black (B) or White (W)
- power available in the left and right of the lower extreme back, dual charging USB add \$363 list or single simplex add \$200 list; specify USB or Simplex and color Black (B) or White (W)

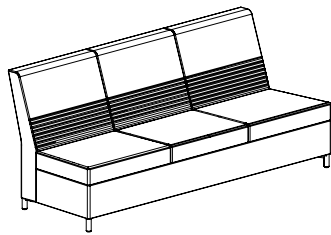
GSA Contract SIN #33721

Dimensions	D	W	H
Overall	30 3/8	58 1/2	36
Seat	20 1/2	56 3/4	17 1/2
Upholstery		Shipping	
COM Ydg	7	Ctn Wt	154
		Cu Ft	42

COM	\$2,914
A	\$2,990
B	\$3,136
C	\$3,389
D	\$3,718
E	\$4,046
F	\$4,393
G	\$4,883
H	\$5,409
I	\$6,230
J	\$7,216

**NOW!**  
Need it.  
JSI Quickship

When ordering Quickship products, place a "Q" in front of model number.  
Example: QZV6665

**Description**
**Three Seat**

**1 Model**
**ZV6680**

- upholstered seat and back
- armless
- fabric application is railroad
- seat side power available, specify and add \$878 list; indicate right or left as seated and color Black (B) or White (W)
- power available in the left, right and center of the lower extreme back, dual charging USB add \$545 list or single simplex add \$300 list; specify USB or Simplex and color Black (B) or White (W)

GSA Contract SIN #33721

**Specifications**

Dimensions	D	W	H
Overall	30 ¾	86	36
Seat	20 ½	84 ¾	17 ½
Upholstery	Shipping		
COM Ydg	10 ½	Ctn Wt	224
		Cu Ft	62

**List Price Per Grade**

COM	\$4,376
A	\$4,489
B	\$4,707
C	\$5,091
D	\$5,583
E	\$6,075
F	\$6,593
G	\$7,334
H	\$8,119
I	\$9,350
J	\$10,828

**To Order, Specify:**

- 1 Model Number
- 2 Fabric Selection - vendor, pattern and color

- 2 See a selection of graded in fabric manufacturers and patterns on pages 20-28. Contact Customer Service for additional fabric options.

**Specifications**

- Fabric is railroaded.
- Non-patterned textile is recommended.
- Frame interior is upholstery grade plywood with glued solid hardwood cross members reinforced with wood screws.
- Seat has synthetic sheet webbing with cross strap and 3 ¾" thick high resiliency seat polyurethane multi-density foam.
- Back has 1 ¾" thick polyurethane foam, back lumbar has 10 channel stitch detail thru ¾" thick polyurethane foam.
- ¾" of high grade polyurethane foam covers a plywood constructed arm frame.

Description


1 Model

Specifications

List Price Per Grade

Single Seat

NOW!



ZV6665

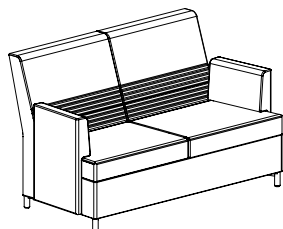
- upholstered seat, back and arms
- fabric application is railroad
- front casters and pull available, specify and add \$120 list
- tablet available, specify and add \$399 list for standard solid surface or \$444 list for laminate or veneer; indicate right or left as seated and finish
- seat side power available, specify and add \$878 list; indicate right or left as seated and color Black (B) or White (W)
- power available in the center of the lower extreme back, dual charging USB add \$182 list or single simplex add \$95 list; specify USB or Simplex and color Black (B) or White (W)
- stand up surface with privacy screen available, add \$446; specify standard JSI laminate for top and the color of felt board for the privacy screen
- tablet arms available on quickship program are: veneer, quickship laminates and white solid surface.

GSA Contract SIN #33721

Dimensions	D	W	H
Overall	30 3/8	33 1/8	36
Seat	20 1/2	24 1/4	17 1/2
Arm			26
Upholstery		Shipping	
COM Ydg	5	Ctn Wt	97
		Cu Ft	24

COM	\$2,222
A	\$2,274
B	\$2,379
C	\$2,561
D	\$2,795
E	\$3,029
F	\$3,276
G	\$3,628
H	\$4,002
I	\$4,590
J	\$5,291

Two Seat



ZV6675

- upholstered seat, back and arms
- fabric application is railroad
- tablet available, specify and add \$399 list for standard solid surface or \$444 list for laminate or veneer; indicate right or left as seated and finish
- seat side power available, specify and add \$878 list; indicate right or left as seated and color Black (B) or White (W)
- power available in the left and right of the lower extreme back, dual charging USB add \$363 list or single simplex add \$200 list; specify USB or Simplex and color Black (B) or White (W)
- stand up surface with privacy screen available, add \$613; specify standard JSI laminate for top and the color of felt board for the privacy screen

GSA Contract SIN #33721

Dimensions	D	W	H
Overall	30 3/8	60 3/4	36
Seat	20 1/2	51 3/4	17 1/2
Arm			26
Upholstery		Shipping	
COM Ydg	8 1/2	Ctn Wt	198
		Cu Ft	44

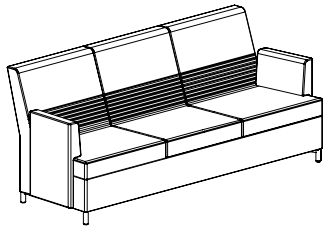
COM	\$3,461
A	\$3,550
B	\$3,728
C	\$4,039
D	\$4,436
E	\$4,834
F	\$5,255
G	\$5,854
H	\$6,490
I	\$7,487
J	\$8,683

Need it.  
JSI Quickship

When ordering Quickship products, place a "Q" in front of model number.  
Example: QZV6665

## Description

Three Seat



## ① Model

**ZV6685**

- upholstered seat, back and arms
- fabric application is railroad
- tablet available, specify and add \$399 list for standard solid surface or \$444 list for laminate or veneer; indicate right or left as seated and finish
- seat side power available, specify and add \$878 list; indicate right or left as seated and color Black (B) or White (W)
- power available in the left, right and center of the lower extreme back, dual charging USB add \$545 list or single simplex add \$300 list; specify USB or Simplex and color Black (B) or White (W)
- stand up surface with privacy screen available, add \$809; specify standard JSI laminate for top and the color of felt board for the privacy screen

GSA Contract SIN #33721

## Specifications

Dimensions	D	W	H
Overall	30 ¾	88 ¼	36
Seat	20 ½	79 ¼	17 ½
Arm			26
Upholstery	Shipping		
COM Ydg	12	Ctn Wt	258
		Cu Ft	63

## List Price Per Grade

COM	\$4,938
A	\$5,063
B	\$5,314
C	\$5,753
D	\$6,315
E	\$6,877
F	\$7,471
G	\$8,316
H	\$9,214
I	\$10,621
J	\$12,309

## To Order, Specify:

- ① Model Number
- ② Fabric Selection - vendor, pattern and color

- ② See a selection of graded in fabric manufacturers and patterns on pages 20-28. Contact Customer Service for additional fabric options.

## Specifications

- Fabric is railroaded.
- Non-patterned textile is recommended.
- Frame interior is upholstery grade plywood with glued solid hardwood cross members reinforced with wood screws.
- Seat has synthetic sheet webbing with cross strap and 3 ¾" thick high resiliency seat polyurethane multi-density foam.
- Back has 1 ¾" thick polyurethane foam, back lumbar has 10 channel stitch detail thru ¾" thick polyurethane foam.
- ¾" of high grade polyurethane foam covers a plywood constructed arm frame.

# ZIVA

## FREESTANDING



### Description

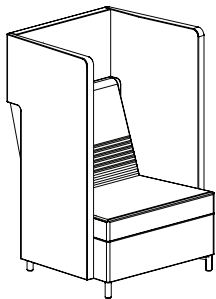
### 1 Model

### Specifications

### List Price Per Grade

#### Single Seat with Surround

**NOW!**



#### ZV6660-PS

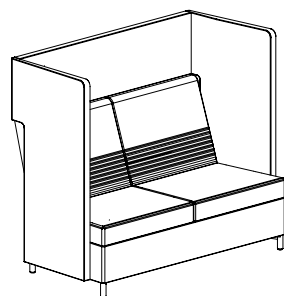
- upholstered seat, back and surround
- fabric application is railroad
- front casters and pull available, specify and add \$120 list
- seat side power available, specify and add \$878 list; indicate right or left as seated and color Black (B) or White (W)

GSA Contract SIN #33721

Dimensions	D	W	H
Overall	30 3/8	33 3/4	50 1/2
Seat	20 1/2	24 1/4	17 1/2
Upholstery		Shipping	
COM Ydg	8 1/2	Ctn Wt	119
		Cu Ft	37

COM	\$2,835
A	\$2,924
B	\$3,101
C	\$3,412
D	\$3,810
E	\$4,208
F	\$4,628
G	\$5,226
H	\$5,863
I	\$6,860
J	\$8,055

#### Two Seat with Surround



#### ZV6670-PS

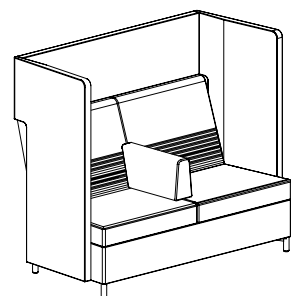
- upholstered seat, back and surround
- fabric application is railroad
- seat side power available, specify and add \$878 list; indicate right or left as seated and color Black (B) or White (W)

GSA Contract SIN #33721

Dimensions	D	W	H
Overall	30 3/8	61 1/4	50 1/2
Seat	20 1/2	51 3/4	17 1/2
Upholstery		Shipping	
COM Ydg	12 3/4	Ctn Wt	211
		Cu Ft	61

COM	\$3,790
A	\$3,925
B	\$4,190
C	\$4,655
D	\$5,252
E	\$5,851
F	\$6,482
G	\$7,376
H	\$8,334
I	\$9,828
J	\$11,623

#### Two Seat with Surround and Middle Arm



#### ZV6672-PS

- upholstered seat, back and surround
- fabric application is railroad
- tablet available, specify and add \$399 list for standard solid surface or \$444 list for laminate or veneer
- seat side power available, specify and add \$878 list; indicate right or left as seated and color Black (B) or White (W)

GSA Contract SIN #33721

Dimensions	D	W	H
Overall	30 3/8	61 1/4	50 1/2
Seat	20 1/2	51 3/4	17 1/2
Upholstery		Shipping	
COM Ydg	13 1/2	Ctn Wt	225
		Cu Ft	61

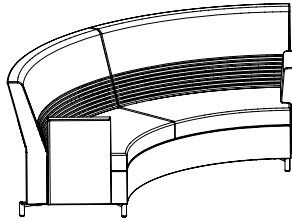
COM	\$3,996
A	\$4,139
B	\$4,420
C	\$4,911
D	\$5,545
E	\$6,177
F	\$6,846
G	\$7,795
H	\$8,807
I	\$10,389
J	\$12,288

ZIVA

**NOW!**  
Need it.  
JSI Quickship

When ordering Quickship products, place a "Q" in front of model number.  
Example: QZV6665

72" Radius Quarter Round with  
Outside Back and Arms



**ZV6688-FOB-2A**

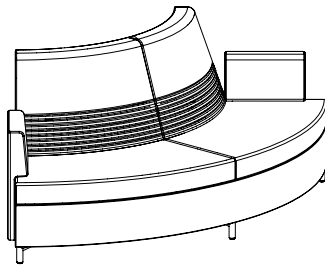
- upholstered seat, back and arms
- fabric application is railroad. Non-patterned fabrics are recommended
- tablet available, specify and add \$399 list for standard solid surface or \$444 list for laminate or veneer; indicate right or left as seated and finish
- seat side power available, specify and add \$878 list; indicate right or left as seated and color Black (B) or White (W)
- power available in the left and right of the lower extreme back, dual charging USB add \$363 list or single simplex add \$200 list; specify USB or Simplex and color Black (B) or White (W)
- stand up surface with privacy screen available, add \$1,101; specify standard JSI laminate for top and the color of felt board for the privacy screen

GSA Contract SIN #33721

Dimensions	D	W	H
Overall	42 ½	101 ½	36
Seat	20 ½	59 ¼	17 ½
Arm			26
Upholstery		Shipping	
COM Ydg	12 ½	Ctn Wt	269
		Cu Ft	97

COM	\$4,660
A	\$4,793
B	\$5,053
C	\$5,509
D	\$6,096
E	\$6,681
F	\$7,300
G	\$8,177
H	\$9,115
I	\$10,580
J	\$12,339

32" Radius Quarter Round with  
Inside Back and Arms



**ZV6688-FIB-2A**

- upholstered seat, back and arms
- fabric application is railroad. Non-patterned fabrics are recommended
- tablet available, specify and add \$399 list for standard solid surface or \$444 list for laminate or veneer; indicate right or left as seated and finish
- seat side power available, specify and add \$878 list; indicate right or left as seated and color Black (B) or White (W)

GSA Contract SIN #33721

Dimensions	D	W	H
Overall	39 ½	87 ¾	36
Seat	20 ½	45 ¾	17 ½
Arm			26
Upholstery		Shipping	
COM Ydg	9 ½	Ctn Wt	254
		Cu Ft	81

COM	\$4,591
A	\$4,690
B	\$4,890
C	\$5,235
D	\$5,679
E	\$6,127
F	\$6,594
G	\$7,263
H	\$7,976
I	\$9,089
J	\$10,425

**To Order, Specify:**


- 1 Model Number
- 2 Fabric Selection - vendor, pattern and color


- 2 See a selection of graded in fabric manufacturers and patterns on pages 20-28. Contact Customer Service for additional fabric options.

**Specifications**

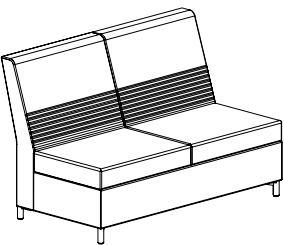
- Fabric is railroaded.
- Non-patterned textile is recommended.
- Frame interior is upholstery grade plywood with glued solid hardwood cross members reinforced with wood screws.
- Seat has synthetic sheet webbing with cross strap and 3 ¾" thick high resiliency seat polyurethane multi-density foam.
- Back has 1 ¾" thick polyurethane foam, back lumbar has 10 channel stitch detail thru ¾" thick polyurethane foam.
- ¾" of high grade polyurethane foam covers a plywood constructed arm frame.



Description	① Model	Specifications				List Price Per Grade	
In-Line Single Seat	<div></div> <div><div>ZV6628-FB</div><ul style="list-style-type: none"><li>• upholstered seat and back</li><li>• armless</li><li>• fabric application is railroad. Non-patterned fabrics are recommended</li><li>• seat side power available, specify and add \$878 list; indicate right or left as seated and color Black (B) or White (W)</li><li>• power available in the center of the lower extreme back, dual charging USB add \$182 list or single simplex add \$95 list; specify USB or Simplex and color Black (B) or White (W)</li><li>• stand up surface with privacy screen available, add \$446; specify standard JSI laminate for top and the color of felt board for the privacy screen</li></ul></div>	Dimensions	D	W	H	COM	\$1,686
		Overall	30 ¾	27 ½	36	A	\$1,724
		Seat	20 ½	27 ½	17 ½	B	\$1,797
		Upholstery	Shipping		C	\$1,925	
		COM Ydg	3 ½	Ctn Wt	82	D	\$2,087
				Cu Ft	20	E	\$2,252
					F	\$2,425	
					G	\$2,670	
					H	\$2,934	
					I	\$3,343	
					J	\$3,837	
GSA Contract SIN #33721							



In-Line Two Seat




ZV6655-FB

- upholstered seat and back
- armless
- fabric application is railroad. Non-patterned fabrics are recommended
- seat side power available, specify and add \$878 list; indicate right or left as seated and color Black (B) or White (W)
- power available in the left and right of the lower extreme back, dual charging USB add \$363 list or single simplex add \$200 list; specify USB or Simplex and color Black (B) or White (W)
- stand up surface with privacy screen available, add \$613; specify standard JSI laminate for top and the color of felt board for the privacy screen

Dimensions	D	W	H
Overall	30 ¾	55	36
Seat	20 ½	55 ⅛	17 ½
Upholstery		Shipping	
COM Ydg	7	Ctn Wt	154
		Cu Ft	40

COM	\$2,948
A	\$3,023
B	\$3,169
C	\$3,423
D	\$3,753
E	\$4,079
F	\$4,427
G	\$4,917
H	\$5,445
I	\$6,263
J	\$7,249

GSA Contract SIN #33721



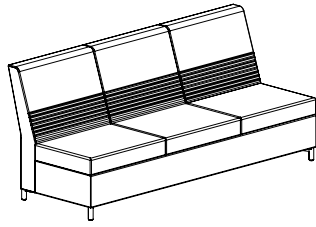
**Description**

**1 Model**

**Specifications**

**List Price Per Grade**

**In-Line Three Seat**



**ZV6683-FB**


- upholstered seat and back
- armless
- fabric application is railroad. Non-patterned fabrics are recommended
- seat side power available, specify and add \$878 list; indicate right or left as seated and color Black (B) or White (W)
- power available in the left, right and center of the lower extreme back, dual charging USB add \$545 list or single simplex add \$300 list; specify USB or Simplex and color Black (B) or White (W)
- stand up surface with privacy screen available, add \$809; specify standard JSI laminate for top and the color of felt board for the privacy screen

GSA Contract SIN #33721

Dimensions	D	W	H
Overall	30 3/8	82 1/2	36
Seat	20 1/2	82 5/8	17 1/2
Upholstery		Shipping	
COM Ydg	10 1/2	Ctn Wt	224
		Cu Ft	59

COM	\$4,495
A	\$4,606
B	\$4,825
C	\$5,209
D	\$5,701
E	\$6,191
F	\$6,711
G	\$7,448
H	\$8,236
I	\$9,467
J	\$10,943

**72" Radius Wedge with Outside Back**



**ZV6650-OB**

- upholstered seat and back
- armless
- fabric application is railroad. Non-patterned fabrics are recommended
- seat side power available, specify and add \$878 list; indicate right or left as seated and color Black (B) or White (W)
- power available in the center of the lower extreme back, dual charging USB add \$182 list or single simplex add \$95 list; specify USB or Simplex and color Black (B) or White (W)
- stand up surface with privacy screen available, add \$587; specify standard JSI laminate for top and the color of felt board for the privacy screen

GSA Contract SIN #33721

Dimensions	D	W	H
Overall	33 1/2	54 7/8	36
Seat	20 1/2	31 1/8	17 1/2
Upholstery		Shipping	
COM Ydg	5 1/2	Ctn Wt	129
		Cu Ft	44

COM	\$2,258
A	\$2,315
B	\$2,429
C	\$2,631
D	\$2,887
E	\$3,146
F	\$3,418
G	\$3,804
H	\$4,218
I	\$4,862
J	\$5,635

**To Order, Specify:**

- 1 Model Number
- 2 Fabric Selection - vendor, pattern and color

- 2 See a selection of graded in fabric manufacturers and patterns on pages 20-28. Contact Customer Service for additional fabric options.

**Specifications**

- Fabric is railroaded.
- Non-patterned textile is recommended.
- Frame interior is upholstery grade plywood with glued solid hardwood cross members reinforced with wood screws.
- Seat has synthetic sheet webbing with cross strap and 3 3/8" thick high resiliency seat polyurethane multi-density foam.
- Back has 1 3/4" thick polyurethane foam, back lumbar has 10 channel stitch detail thru 3/8" thick polyurethane foam.
- 3/4" of high grade polyurethane foam covers a plywood constructed arm frame.

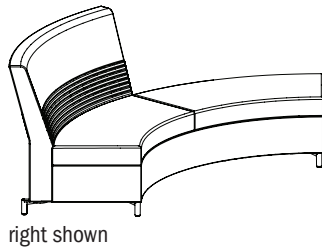
Description

① Model

Specifications

List Price Per Grade

72" Radius Quarter Round with  
Partial Outside Back



**ZV6688-ROB**  
**ZV6688-LOB**

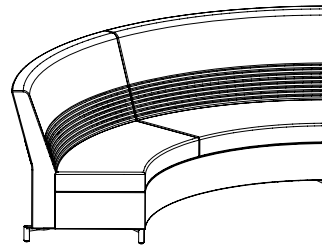
- upholstered seat and back
- armless
- fabric application is railroad. Non-patterned fabrics are recommended
- seat side power available, specify and add \$878 list; indicate right or left as seated and color Black (B) or White (W)
- power available in the center of the lower extreme back, dual charging USB add \$182 list or single simplex add \$95 list; specify USB or Simplex and color Black (B) or White (W)
- stand up surface with privacy screen available, add \$587; specify standard JSI laminate for top and the color of felt board for the privacy screen

GSA Contract SIN #33721

Dimensions	D	W	H
Overall	42 ½	94 ⅞	36
Seat	20 ½	59 ¼	17 ½
Upholstery		Shipping	
COM Ydg	7	Ctn Wt	231
		Cu Ft	92

COM	\$3,223
A	\$3,298
B	\$3,445
C	\$3,699
D	\$4,027
E	\$4,356
F	\$4,703
G	\$5,194
H	\$5,719
I	\$6,541
J	\$7,524

72" Radius Quarter Round with  
Outside Back



**ZV6688-FOB**

- upholstered seat and back
- armless
- fabric application is railroad. Non-patterned fabrics are recommended
- seat side power available, specify and add \$878 list; indicate right or left as seated and color Black (B) or White (W)
- power available in the left and right of the lower extreme back, dual charging USB add \$363 list or single simplex add \$200 list; specify USB or Simplex and color Black (B) or White (W)
- stand up surface with privacy screen available, add \$1,101; specify standard JSI laminate for top and the color of felt board for the privacy screen

GSA Contract SIN #33721

Dimensions	D	W	H
Overall	42 ½	101 ½	36
Seat	20 ½	59 ¼	17 ½
Upholstery		Shipping	
COM Ydg	11	Ctn Wt	190
		Cu Ft	100

COM	\$4,096
A	\$4,211
B	\$4,440
C	\$4,842
D	\$5,357
E	\$5,874
F	\$6,416
G	\$7,190
H	\$8,015
I	\$9,304
J	\$10,850

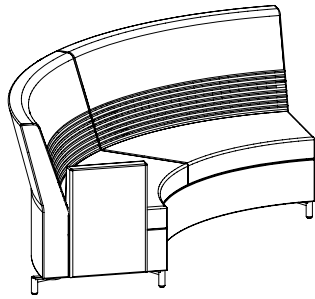
Description

1 Model

Specifications

List Price Per Grade

72" Radius Quarter Round with  
Outside Back and Arm



right shown

**ZV6688-FOB-RA**  
**ZV6688-FOB-LA**

- upholstered seat, back and arms
- fabric application is railroad. Non-patterned fabrics are recommended
- tablet available, specify and add \$399 list for standard solid surface or \$444 list for laminate or veneer
- seat side power available, specify and add \$878 list; indicate right or left as seated and color Black (B) or White (W)
- power available in the left and right of the lower extreme back, dual charging USB add \$363 list or single simplex add \$200 list; specify USB or Simplex and color Black (B) or White (W)
- stand up surface with privacy screen available, add \$1,101; specify standard JSI laminate for top and the color of felt board for the privacy screen

GSA Contract SIN #33721

Dimensions	D	W	H
Overall	42 ½	101 ½	36
Seat	20 ½	59 ¼	17 ½
Arm			26
Upholstery	Shipping		
COM Ydg	11 ¾	Ctn Wt	275
		Cu Ft	100

COM	\$4,407
A	\$4,531
B	\$4,777
C	\$5,206
D	\$5,756
E	\$6,307
F	\$6,889
G	\$7,715
H	\$8,596
I	\$9,972
J	\$11,626

To Order, Specify:

- 1 Model Number
- 2 Fabric Selection - vendor, pattern and color

- 2 See a selection of graded in fabric manufacturers and patterns on pages 20-28. Contact Customer Service for additional fabric options.

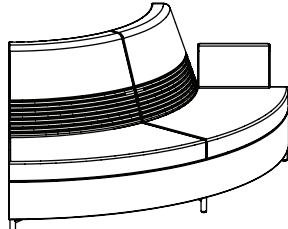
Specifications

- Fabric is railroaded.
- Non-patterned textile is recommended.
- Frame interior is upholstery grade plywood with glued solid hardwood cross members reinforced with wood screws.
- Seat has synthetic sheet webbing with cross strap and 3 ¾" thick high resiliency seat polyurethane multi-density foam.
- Back has 1 ¾" thick polyurethane foam, back lumbar has 10 channel stitch detail thru ¾" thick polyurethane foam.
- ¾" of high grade polyurethane foam covers a plywood constructed arm frame.



Description

32" Radius Quarter Round with Inside Back



right shown

1 Model

**ZV6688-FIB-RA**

**ZV6688-FIB-LA**

- upholstered seat, back and arms
- fabric application is railroad. Non-patterned fabrics are recommended
- tablet available, specify and add \$399 list for standard solid surface or \$444 list for laminate or veneer
- seat side power available, specify and add \$878 list; indicate right or left as seated and color Black (B) or White (W)

GSA Contract SIN #33721

Specifications

Dimensions	D	W	H
Overall	39 1/2	87 5/8	36
Seat	20 1/2	45 5/8	17 1/2
Arm			26
Upholstery	Shipping		
COM Ydg	8 3/4	Ctn Wt	242
		Cu Ft	81

List Price Per Grade

COM	\$4,337
A	\$4,428
B	\$4,611
C	\$4,930
D	\$5,340
E	\$5,751
F	\$6,184
G	\$6,798
H	\$7,455
I	\$8,480
J	\$9,711

To Order, Specify:

- 1 Model Number
- 2 Fabric Selection - vendor, pattern and color

- 2 See a selection of graded in fabric manufacturers and patterns on pages 20-28. Contact Customer Service for additional fabric options.

Specifications

- Fabric is railroaded.
- Non-patterned textile is recommended.
- Frame interior is upholstery grade plywood with glued solid hardwood cross members reinforced with wood screws.
- Seat has synthetic sheet webbing with cross strap and 3 3/8" thick high resiliency seat polyurethane multi-density foam.
- Back has 1 3/4" thick polyurethane foam, back lumbar has 10 channel stitch detail thru 3/8" thick polyurethane foam.
- 3/4" of high grade polyurethane foam covers a plywood constructed arm frame.


Description

① Model

Specifications

List Price Per Grade

54" Radius Wedge with Outside Back



**ZV6550-OB**


- upholstered seat and back
- armless
- fabric application is railroad. Non-patterned fabrics are recommended
- seat side power available, specify and add \$878 list; indicate right or left as seated and color Black (B) or White (W)
- power available in the center of the lower extreme back, dual charging USB add \$182 list or single simplex add \$95 list; specify USB or Simplex and color Black (B) or White (W)
- stand up surface with privacy screen available, add \$446; specify standard JSI laminate for top and the color of felt board for the privacy screen

GSA Contract SIN #33721

Dimensions	D	W	H
Overall	33 ½	41 ⅞	36
Seat	20 ½	18 ¼	17 ½
Upholstery		Shipping	
COM Ydg	3 ¾	Ctn Wt	78
		Cu Ft	34

COM	\$1,872
A	\$1,910
B	\$1,988
COL/C	\$2,123
D	\$2,297
E	\$2,471
F	\$2,740
G	\$3,029
H	\$3,338
I	\$3,821
J	\$4,399

54" Radius Quarter Round with Partial Outside Back



right shown

**ZV6588-ROB**  
**ZV6588-LOB**

- upholstered seat and back
- armless
- fabric application is railroad. Non-patterned fabrics are recommended
- seat side power available, specify and add \$878 list; indicate right or left as seated and color Black (B) or White (W)
- power available in the center of the lower extreme back, dual charging USB add \$182 list or single simplex add \$95 list; specify USB or Simplex and color Black (B) or white (W)
- stand up surface with privacy screen available, add \$446; specify standard JSI laminate for top and the color of felt board for the privacy screen

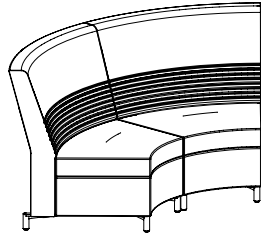
GSA Contract SIN #33721

Dimensions	D	W	H
Overall	42 ½	95 ⅞	36
Seat	20 ½	33 ½	17 ½
Upholstery		Shipping	
COM Ydg	4 ¾	Ctn Wt	139
		Cu Ft	95

COM	\$2,639
A	\$2,688
B	\$2,787
COL/C	\$2,960
D	\$3,182
E	\$3,403
F	\$3,750
G	\$4,118
H	\$4,513
I	\$5,130
J	\$5,869

**Description**

**54" Radius Quarter Round with Outside Back**



GSA Contract SIN #33721

**1 Model**

**ZV6588-FOB**

- upholstered seat and back
- armless
- fabric application is railroad. Non-patterned fabrics are recommended
- seat side power available, specify and add \$878 list; indicate right or left as seated and color Black (B) or White (W)
- power available in the left and right of the lower extreme back, dual charging USB add \$363 list or single simplex add \$200 list; specify USB or Simplex and color Black (B) or white (W)
- stand up surface with privacy screen available, add \$958; specify standard JSI laminate for top and the color of felt board for the privacy screen

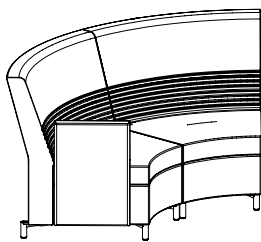
**Specifications**

Dimensions	D	W	H
Overall	4 ½	75 ¾	36
Seat	20 ½	33 ½	17 ½
Upholstery		Shipping	
COM Ydg	6 ½	Ctn Wt	132
		Cu Ft	11

**List Price Per Grade**

COM	\$3,213
A	\$3,279
B	\$3,413
COL/C	\$3,645
D	\$3,944
E	\$4,244
F	\$4,708
G	\$5,207
H	\$5,739
I	\$6,570
J	\$7,566

**54" Radius Quarter Round with Outside Back and Arm**



GSA Contract SIN #33721

**ZV6588-FOB-RA**

**ZV6588-FOB-LA**

- upholstered seat, back and arms
- fabric application is railroad. Non-patterned fabrics are recommended
- tablet available, specify and add \$399 list for standard solid surface or \$444 list for laminate or veneer
- seat side power available, specify and add \$878 list; indicate right or left as seated and color Black (B) or White (W)
- power available in the left and right of the lower extreme back, dual charging USB add \$363 list or single simplex add \$200 list; specify USB or Simplex and color Black (B) or white (W)
- stand up surface with privacy screen available, add \$958; specify standard JSI laminate for top and the color of felt board for the privacy screen

Dimensions	D	W	H
Overall	45 ½	75 ¾	36
Seat	20 ½	33 ½	17 ½
Arm			26
Upholstery		Shipping	
COM Ydg	6 ¾	Ctn Wt	142
		Cu Ft	81

COM	\$3,366
A	\$3,440
B	\$3,582
COL/C	\$3,834
D	\$4,157
E	\$4,480
F	\$4,983
G	\$5,521
H	\$6,097
I	\$6,993
J	\$8,072

**To Order, Specify:**

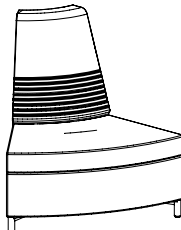
- 1 Model Number
- 2 Fabric Selection - vendor, pattern and color

- 2 See a selection of graded in fabric manufacturers and patterns on pages 20-28. Contact Customer Service for additional fabric options.

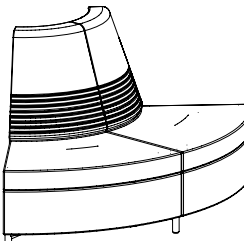
**Specifications**

- Fabric is railroaded.
- Non-patterned textile is recommended.
- Frame interior is upholstery grade plywood with glued solid hardwood cross members reinforced with wood screws.
- Seat has synthetic sheet webbing with cross strap and 3 ¾" thick high resiliency seat polyurethane multi-density foam.
- Back has 1 ¾" thick polyurethane foam, back lumbar has 10 channel stitch detail thru ¾" thick polyurethane foam.
- ¾" of high grade polyurethane foam covers a plywood constructed arm frame.



Description	① Model	Specifications			List Price Per Grade	
14" Radius Wedge with Inside Back  	<b>ZV6551-IB</b> <ul style="list-style-type: none"><li>• upholstered seat and back</li><li>• armless</li><li>• fabric application is railroad. Non-patterned fabrics are recommended</li><li>• seat side power available, specify and add \$878 list; indicate right or left as seated and color Black (B) or White (W)</li></ul> GSA Contract SIN #33721	<b>Dimensions</b>	<b>D</b>	<b>W</b>	<b>H</b>	<b>COM</b> \$1,682
		Overall	32 ¾	36 ¾	36	<b>A</b> \$1,713
		Seat	20 ½	19 ½	17 ½	<b>B</b> \$1,776
		<b>Upholstery</b>	<b>Shipping</b>			<b>COL/C</b> \$1,883
		COM Ydg	3	Ctn Wt	115	<b>D</b> \$2,023
				Cu Ft	29	<b>E</b> \$2,164
						<b>F</b> \$2,382
						<b>G</b> \$2,614
						<b>H</b> \$2,864
						<b>I</b> \$3,251
				<b>J</b> \$3,718		

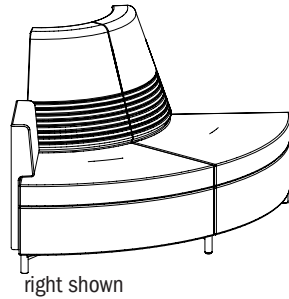
GSA Contract SIN #33721

<div>14" Radius Quarter Round with Inside Back</div> 	<div>ZV6588-FIB</div> <ul style="list-style-type: none"><li>• upholstered seat and back</li><li>• armless</li><li>• fabric application is railroad. Non-patterned fabrics are recommended</li><li>• seat side power available, specify and add \$878 list; indicate right or left as seated and color Black (B) or White (W)</li></ul>	<table><tr><th>Dimensions</th><th>D</th><th>W</th><th>H</th></tr><tr><td>Overall</td><td>39 ½</td><td>66 ½</td><td>36</td></tr><tr><td>Seat</td><td>20 ½</td><td>35 ½</td><td>17 ½</td></tr><tr><th>Upholstery</th><th colspan="3">Shipping</th></tr><tr><td>COM Ydg</td><td>5</td><td>Ctn Wt</td><td>102</td></tr><tr><td></td><td></td><td>Cu Ft</td><td>63</td></tr></table>	Dimensions	D	W	H	Overall	39 ½	66 ½	36	Seat	20 ½	35 ½	17 ½	Upholstery	Shipping			COM Ydg	5	Ctn Wt	102			Cu Ft	63	<table><tr><td>COM</td><td>\$2,843</td></tr><tr><td>A</td><td>\$2,897</td></tr><tr><td>B</td><td>\$3,003</td></tr><tr><td>COL/C</td><td>\$3,191</td></tr><tr><td>D</td><td>\$3,432</td></tr><tr><td>E</td><td>\$3,674</td></tr><tr><td>F</td><td>\$4,049</td></tr><tr><td>G</td><td>\$4,451</td></tr><tr><td>H</td><td>\$4,880</td></tr><tr><td>I</td><td>\$5,549</td></tr><tr><td>J</td><td>\$6,354</td></tr></table>	COM	\$2,843	A	\$2,897	B	\$3,003	COL/C	\$3,191	D	\$3,432	E	\$3,674	F	\$4,049	G	\$4,451	H	\$4,880	I	\$5,549	J	\$6,354
	Dimensions	D	W	H																																													
	Overall	39 ½	66 ½	36																																													
	Seat	20 ½	35 ½	17 ½																																													
	Upholstery	Shipping																																															
	COM Ydg	5	Ctn Wt	102																																													
			Cu Ft	63																																													
	COM	\$2,843																																															
	A	\$2,897																																															
	B	\$3,003																																															
COL/C	\$3,191																																																
D	\$3,432																																																
E	\$3,674																																																
F	\$4,049																																																
G	\$4,451																																																
H	\$4,880																																																
I	\$5,549																																																
J	\$6,354																																																
<div>GSA Contract SIN #33721</div>																																																	

GSA Contract SIN #33721

Description

14" Radius Quarter Round with  
Inside Back and Arm



1 Model

**ZV6588-FIB-RA**

**ZV6588-FIB-LA**

- upholstered seat, back and arms
- fabric application is railroad.
- Non-patterned fabrics are recommended
- tablet available, specify and add \$399 list for standard solid surface or \$444 list for laminate or veneer
- seat side power available, specify and add \$878 list; indicate right or left as seated and color Black (B) or White (W)

GSA Contract SIN #33721

Specifications

Dimensions	D	W	H
Overall	39 ½	66 ½	36
Seat	20 ½	35 ½	17 ½
Arm			26
Upholstery	Shipping		
COM Ydg	5 ¾	Ctn Wt	112
		Cu Ft	63

List Price Per Grade

COM	\$2,973
A	\$3,034
B	\$3,154
COL/C	\$3,364
D	\$3,635
E	\$3,905
F	\$4,325
G	\$4,774
H	\$5,255
I	\$6,005
J	\$6,907

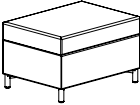
**To Order, Specify:**

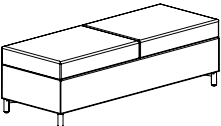
- 1 Model Number
- 2 Fabric Selection - vendor, pattern and color

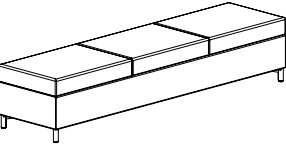
- 2 See a selection of graded in fabric manufacturers and patterns on pages 20-28. Contact Customer Service for additional fabric options.

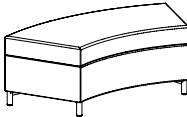
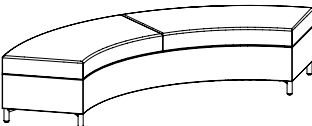
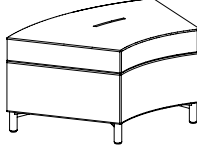
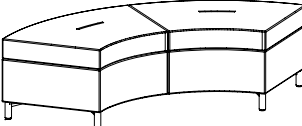
**Specifications**

- Fabric is railroaded.
- Non-patterned textile is recommended.
- Frame interior is upholstery grade plywood with glued solid hardwood cross members reinforced with wood screws.
- Seat has synthetic sheet webbing with cross strap and 3 ¾" thick high resiliency seat polyurethane multi-density foam.
- Back has 1 ¾" thick polyurethane foam, back lumbar has 10 channel stitch detail thru ¾" thick polyurethane foam.
- ¾" of high grade polyurethane foam covers a plywood constructed arm frame.

Description	① Model	Specifications	List Price Per Grade
Single Seat Bench 	<b>ZV6628</b> · upholstered seat · fabric application is railroad. Non-patterned fabrics are recommended · seat side power available, specify and add \$878 list; indicate right or left as seated and color Black (B) or White (W)  GSA Contract SIN #33721	<b>Dimensions</b>	<b>COM \$1,381</b>
		Overall 20 ½ 27 ½ 17 ½	A \$1,404
		<b>Upholstery</b>	B \$1,445
		COM Ydg 2 Ctn Wt 50	C \$1,518
		Cu Ft 7	D \$1,611
			E \$1,705
			F \$1,805
			G \$1,944
			H \$2,094
			I \$2,330
			J \$2,610

Two Seat Bench 	<b>ZV6655</b> · upholstered seat · fabric application is railroad. Non-patterned fabrics are recommended · seat side power available, specify and add \$878 list; indicate right or left as seated and color Black (B) or White (W)  GSA Contract SIN #33721	<b>Dimensions</b>	<b>COM \$2,344</b>
		Overall 20 ½ 55 17 ½	A \$2,388
		<b>Upholstery</b>	B \$2,470
		COM Ydg 4 Ctn Wt 73	C \$2,617
		Cu Ft 14	D \$2,804
			E \$2,992
			F \$3,189
			G \$3,471
			H \$3,769
			I \$4,240
			J \$4,802

Three Seat Bench 	<b>ZV6683</b> · upholstered seat · fabric application is railroad. Non-patterned fabrics are recommended · seat side power available, specify and add \$878 list; indicate right or left as seated and color Black (B) or White (W)  GSA Contract SIN #33721	<b>Dimensions</b>	<b>COM \$3,348</b>
		Overall 20 ½ 82 ½ 17 ½	A \$3,412
		<b>Upholstery</b>	B \$3,537
		COM Ydg 6 Ctn Wt 146	C \$3,755
		Cu Ft 21	D \$4,038
			E \$4,317
			F \$4,615
			G \$5,035
			H \$5,485
			I \$6,190
			J \$7,034

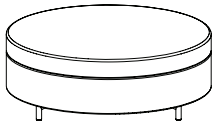
Description	Model	Specifications	List Price Per Grade																																										
<b>72" Radius Wedge Bench</b> 	<b>ZV6647</b> <ul style="list-style-type: none"><li>upholstered seat</li><li>fabric application is railroad. Non-patterned fabrics are recommended</li><li>seat side power available, specify and add \$878 list; indicate right or left as seated and color Black (B) or White (W)</li></ul>	<table><tr><th>Dimensions</th><th>D</th><th>W</th><th>H</th></tr><tr><td>Overall</td><td>23 5/8</td><td>47 3/8</td><td>17 1/2</td></tr><tr><th>Upholstery</th><th colspan="3">Shipping</th></tr><tr><td>COM Ydg</td><td>2 3/4</td><td>Ctn Wt</td><td>57</td></tr><tr><td></td><td></td><td>Cu Ft</td><td>14</td></tr></table>	Dimensions	D	W	H	Overall	23 5/8	47 3/8	17 1/2	Upholstery	Shipping			COM Ydg	2 3/4	Ctn Wt	57			Cu Ft	14	<table><tr><td>COM</td><td>\$1,452</td></tr><tr><td>A</td><td>\$1,481</td></tr><tr><td>B</td><td>\$1,540</td></tr><tr><td>C</td><td>\$1,641</td></tr><tr><td>D</td><td>\$1,769</td></tr><tr><td>E</td><td>\$1,898</td></tr><tr><td>F</td><td>\$2,034</td></tr><tr><td>G</td><td>\$2,228</td></tr><tr><td>H</td><td>\$2,435</td></tr><tr><td>I</td><td>\$2,756</td></tr><tr><td>J</td><td>\$3,143</td></tr></table>	COM	\$1,452	A	\$1,481	B	\$1,540	C	\$1,641	D	\$1,769	E	\$1,898	F	\$2,034	G	\$2,228	H	\$2,435	I	\$2,756	J	\$3,143
Dimensions	D	W	H																																										
Overall	23 5/8	47 3/8	17 1/2																																										
Upholstery	Shipping																																												
COM Ydg	2 3/4	Ctn Wt	57																																										
		Cu Ft	14																																										
COM	\$1,452																																												
A	\$1,481																																												
B	\$1,540																																												
C	\$1,641																																												
D	\$1,769																																												
E	\$1,898																																												
F	\$2,034																																												
G	\$2,228																																												
H	\$2,435																																												
I	\$2,756																																												
J	\$3,143																																												
	GSA Contract SIN #33721																																												
<b>72" Radius Quarter Round Bench</b> 	<b>ZV6688</b> <ul style="list-style-type: none"><li>upholstered seat</li><li>fabric application is railroad. Non-patterned fabrics are recommended</li><li>seat side power available, specify and add \$878 list; indicate right or left as seated and color Black (B) or White (W)</li></ul>	<table><tr><th>Dimensions</th><th>D</th><th>W</th><th>H</th></tr><tr><td>Overall</td><td>32 5/8</td><td>87 5/8</td><td>17 1/2</td></tr><tr><th>Upholstery</th><th colspan="3">Shipping</th></tr><tr><td>COM Ydg</td><td>5 1/2</td><td>Ctn Wt</td><td>105</td></tr><tr><td></td><td></td><td>Cu Ft</td><td>34</td></tr></table>	Dimensions	D	W	H	Overall	32 5/8	87 5/8	17 1/2	Upholstery	Shipping			COM Ydg	5 1/2	Ctn Wt	105			Cu Ft	34	<table><tr><td>COM</td><td>\$2,561</td></tr><tr><td>A</td><td>\$2,619</td></tr><tr><td>B</td><td>\$2,734</td></tr><tr><td>C</td><td>\$2,935</td></tr><tr><td>D</td><td>\$3,191</td></tr><tr><td>E</td><td>\$3,449</td></tr><tr><td>F</td><td>\$3,723</td></tr><tr><td>G</td><td>\$4,109</td></tr><tr><td>H</td><td>\$4,522</td></tr><tr><td>I</td><td>\$5,166</td></tr><tr><td>J</td><td>\$5,940</td></tr></table>	COM	\$2,561	A	\$2,619	B	\$2,734	C	\$2,935	D	\$3,191	E	\$3,449	F	\$3,723	G	\$4,109	H	\$4,522	I	\$5,166	J	\$5,940
Dimensions	D	W	H																																										
Overall	32 5/8	87 5/8	17 1/2																																										
Upholstery	Shipping																																												
COM Ydg	5 1/2	Ctn Wt	105																																										
		Cu Ft	34																																										
COM	\$2,561																																												
A	\$2,619																																												
B	\$2,734																																												
C	\$2,935																																												
D	\$3,191																																												
E	\$3,449																																												
F	\$3,723																																												
G	\$4,109																																												
H	\$4,522																																												
I	\$5,166																																												
J	\$5,940																																												
	GSA Contract SIN #33721																																												
<b>54 " Radius Wedge Bench</b> 	<b>ZV6547</b> <ul style="list-style-type: none"><li>upholstered seat</li><li>armless</li><li>fabric application is railroad. Non-patterned fabrics are recommended</li></ul>	<table><tr><th>Dimensions</th><th>D</th><th>W</th><th>H</th></tr><tr><td>Overall</td><td>29 5/8</td><td>34 3/8</td><td>17 1/2</td></tr><tr><th>Upholstery</th><th colspan="3">Shipping</th></tr><tr><td>COM Ydg</td><td>2</td><td>Ctn Wt</td><td>34</td></tr><tr><td></td><td></td><td>Cu Ft</td><td>13</td></tr></table>	Dimensions	D	W	H	Overall	29 5/8	34 3/8	17 1/2	Upholstery	Shipping			COM Ydg	2	Ctn Wt	34			Cu Ft	13	<table><tr><td>COM</td><td>\$1,286</td></tr><tr><td>A</td><td>\$1,307</td></tr><tr><td>B</td><td>\$1,351</td></tr><tr><td>COL/C</td><td>\$1,425</td></tr><tr><td>D</td><td>\$1,523</td></tr><tr><td>E</td><td>\$1,619</td></tr><tr><td>F</td><td>\$1,769</td></tr><tr><td>G</td><td>\$1,930</td></tr><tr><td>H</td><td>\$2,102</td></tr><tr><td>I</td><td>\$2,369</td></tr><tr><td>J</td><td>\$2,691</td></tr></table>	COM	\$1,286	A	\$1,307	B	\$1,351	COL/C	\$1,425	D	\$1,523	E	\$1,619	F	\$1,769	G	\$1,930	H	\$2,102	I	\$2,369	J	\$2,691
Dimensions	D	W	H																																										
Overall	29 5/8	34 3/8	17 1/2																																										
Upholstery	Shipping																																												
COM Ydg	2	Ctn Wt	34																																										
		Cu Ft	13																																										
COM	\$1,286																																												
A	\$1,307																																												
B	\$1,351																																												
COL/C	\$1,425																																												
D	\$1,523																																												
E	\$1,619																																												
F	\$1,769																																												
G	\$1,930																																												
H	\$2,102																																												
I	\$2,369																																												
J	\$2,691																																												
	GSA Contract SIN #33721																																												
<b>54 " Radius Quarter Round Bench</b> 	<b>ZV6588</b> <ul style="list-style-type: none"><li>upholstered seat</li><li>armless</li><li>fabric application is railroad. Non-patterned fabrics are recommended</li></ul>	<table><tr><th>Dimensions</th><th>D</th><th>W</th><th>H</th></tr><tr><td>Overall</td><td>32 5/8</td><td>63 5/8</td><td>17 1/2</td></tr><tr><th>Upholstery</th><th colspan="3">Shipping</th></tr><tr><td>COM Ydg</td><td>3</td><td>Ctn Wt</td><td>63</td></tr><tr><td></td><td></td><td>Cu Ft</td><td>26</td></tr></table>	Dimensions	D	W	H	Overall	32 5/8	63 5/8	17 1/2	Upholstery	Shipping			COM Ydg	3	Ctn Wt	63			Cu Ft	26	<table><tr><td>COM</td><td>\$2,047</td></tr><tr><td>A</td><td>\$2,079</td></tr><tr><td>B</td><td>\$2,143</td></tr><tr><td>COL/C</td><td>\$2,256</td></tr><tr><td>D</td><td>\$2,400</td></tr><tr><td>E</td><td>\$2,545</td></tr><tr><td>F</td><td>\$2,771</td></tr><tr><td>G</td><td>\$3,013</td></tr><tr><td>H</td><td>\$3,269</td></tr><tr><td>I</td><td>\$3,671</td></tr><tr><td>J</td><td>\$4,154</td></tr></table>	COM	\$2,047	A	\$2,079	B	\$2,143	COL/C	\$2,256	D	\$2,400	E	\$2,545	F	\$2,771	G	\$3,013	H	\$3,269	I	\$3,671	J	\$4,154
Dimensions	D	W	H																																										
Overall	32 5/8	63 5/8	17 1/2																																										
Upholstery	Shipping																																												
COM Ydg	3	Ctn Wt	63																																										
		Cu Ft	26																																										
COM	\$2,047																																												
A	\$2,079																																												
B	\$2,143																																												
COL/C	\$2,256																																												
D	\$2,400																																												
E	\$2,545																																												
F	\$2,771																																												
G	\$3,013																																												
H	\$3,269																																												
I	\$3,671																																												
J	\$4,154																																												
	GSA Contract SIN #33721																																												

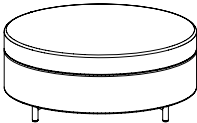
**To Order, Specify:**


- 1 Model Number
- 2 Fabric Selection - vendor, pattern and color
- See a selection of graded in fabric manufacturers and patterns on pages 20-28. Contact Customer Service for additional fabric options.

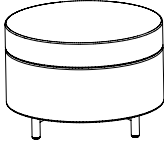
**Specifications**

- Fabric is railroaded.
- Non-patterned textile is recommended.
- Frame interior is upholstery grade plywood with glued solid hardwood cross members reinforced with wood screws.
- Seat has synthetic sheet webbing with cross strap and 3 5/8" thick high resiliency seat polyurethane multi-density foam.
- Back has 1 3/4" thick polyurethane foam, back lumbar has 10 channel stitch detail thru 3/8" thick polyurethane foam.
- 3/4" of high grade polyurethane foam covers a plywood constructed arm frame.
- Linking bracket included.

Description	① Model	Specifications				List Price Per Grade	
48" dia. Ottoman	<div>ZV6648</div> <div><div><div>· upholstered seat</div><div>· fabric application is railroad.</div><div>Non-patterned fabrics are recommended</div></div><div>GSA Contract SIN #33721</div></div>	Dimensions	D	W	H	COM	\$1,966
		Overall	48	48	17 ½	A	\$2,010
		Upholstery	Shipping			B	\$2,092
		COM Ydg	4	Ctn Wt	95	C	\$2,239
				Cu Ft	27	D	\$2,426
					E	\$2,614	
					F	\$2,812	
					G	\$3,093	
					H	\$3,392	
					I	\$3,861	
					J	\$4,425	

42" dia. Ottoman	<div>ZV6642</div> <div><div><div>· upholstered seat</div><div>· fabric application is railroad.</div><div>Non-patterned fabrics are recommended</div></div><div>GSA Contract SIN #33721</div></div>	Dimensions	D	W	H	COM	\$1,657
		Overall	42	42	17 ½	A	\$1,700
		Upholstery	Shipping			B	\$1,783
		COM Ydg	4	Ctn Wt	79	C	\$1,929
				Cu Ft	21	D	\$2,116
					E	\$2,304	
					F	\$2,502	
					G	\$2,783	
					H	\$3,083	
					I	\$3,551	
					J	\$4,115	

36" dia. Ottoman	<div>ZV6636</div> <div><div><div>· upholstered seat</div><div>· fabric application is railroad.</div><div>Non-patterned fabrics are recommended</div></div><div>GSA Contract SIN #33721</div></div>	Dimensions	D	W	H	COM	\$1,335
		Overall	36	36	17 ½	A	\$1,374
		Upholstery	Shipping			B	\$1,447
		COM Ydg	3 ½	Ctn Wt	65	C	\$1,573
				Cu Ft	16	D	\$1,737
					E	\$1,901	
					F	\$2,076	
					G	\$2,322	
					H	\$2,584	
					I	\$2,994	
					J	\$3,486	

Description	① Model	Specifications			List Price Per Grade
24" dia. Ottoman 	<b>ZV6624</b> · upholstered seat · fabric application is railroad. Non-patterned fabrics are recommended  GSA Contract SIN #33721	<b>Dimensions</b>	<b>D</b>	<b>W</b>	<b>H</b>
		Overall	24	24	17 ½
		<b>Upholstery</b>	<b>Shipping</b>		
		COM Ydg	1 ½	Ctn Wt	48
				Cu Ft	8
					COM \$1,034 A \$1,050 B \$1,082 COL/C \$1,138 D \$1,211 E \$1,283 F \$1,395 G \$1,516 H \$1,646 I \$1,846 J \$2,087

**To Order, Specify:**

- ① Model Number  
② Fabric Selection - vendor, pattern and color

- ② See a selection of graded in fabric manufacturers and patterns on pages 20-28. Contact Customer Service for additional fabric options.

**Specifications**

- Fabric is railroaded.
- Non-patterned textile is recommended.
- Frame interior is upholstery grade plywood with glued solid hardwood cross members reinforced with wood screws.
- Seat has synthetic sheet webbing with cross strap and 3 ¾" thick high resiliency seat polyurethane multi-density foam.
- Back has 1 ¾" thick polyurethane foam, back lumbar has 10 channel stitch detail thru ¾" thick polyurethane foam.
- ¾" of high grade polyurethane foam covers a plywood constructed arm frame.
- Linking bracket included.

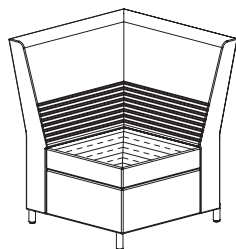
### Description

### 1 Model

### Specifications

### List Price Per Grade

#### Square Corner Unit Center - Fabric Diagonal



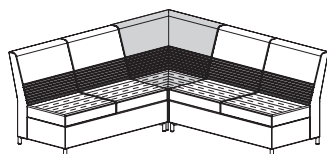
#### ZV6600-CUD

- upholstered seat and back
- fabric runs diagonal
- power available in the left and right of the lower extreme back, dual charging USB add \$363 list or single simplex add \$200 list; specify USB or Simplex and color Black (B) or White (W)

GSA Contract SIN #33721

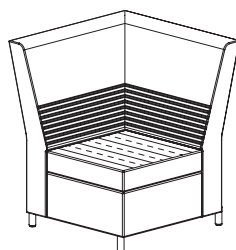
Dimensions	D	W	H
Overall	30 3/8	30 3/8	36
Seat	20 1/2	20 1/2	17 1/2
Upholstery		Shipping	
COM Ydg	4	Ctn Wt	79
		Cu Ft	30

COM	\$2,079
A	\$2,119
B	\$2,200
COL/C	\$2,341
D	\$2,522
E	\$2,703
F	\$2,986
G	\$3,289
H	\$3,610
I	\$4,114
J	\$4,719



\*CUD - in application

#### Square Corner Unit Right - Fabric Runs Right



right shown

#### ZV6600-CUR

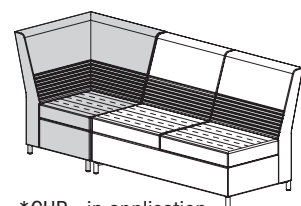
#### ZV6600-CUL

- upholstered seat and back
- fabric runs to the right
- seat side power available, specify and add \$878 list; indicate color Black (B) or White (W)
- power available in the left and right of the lower extreme back, dual charging USB add \$363 list or single simplex add \$200 list; specify USB or Simplex and color Black (B) or White (W)

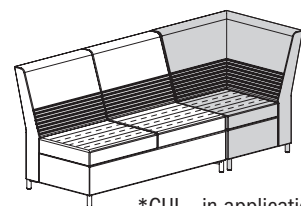
GSA Contract SIN #33721

Dimensions	D	W	H
Overall	30 3/8	30 3/8	36
Seat	20 1/2	20 1/2	17 1/2
Upholstery		Shipping	
COM Ydg	4	Ctn Wt	79
		Cu Ft	30

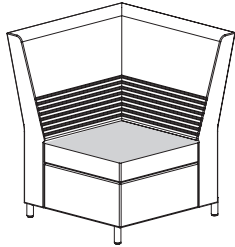
COM	\$2,079
A	\$2,119
B	\$2,200
COL/C	\$2,341
D	\$2,522
E	\$2,703
F	\$2,986
G	\$3,289
H	\$3,610
I	\$4,114
J	\$4,719



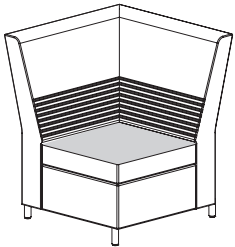
\*CUR - in application



\*CUL - in application

Description	1 Model	Specifications				List Price Per Grade	
<b>Corner Table Unit with Upholstery</b> <b>- Laminate Diagonal</b>	<b>ZV6600-CTF</b> <ul style="list-style-type: none"> <li>upholstered back and worksurface</li> <li>fabric runs to the left</li> <li>surface is laminate</li> <li>power available in the left and right of the lower extreme back, dual charging USB add \$363 list or single simplex add \$200 list; specify USB or Simplex and color Black (B) or White (W)</li> </ul>	<b>Dimensions</b>	<b>D</b>	<b>W</b>	<b>H</b>	<b>COM</b>	<b>\$2,166</b>
		Overall	30 3/8	30 3/8	36	A	\$2,205
		Seat	20 1/2	20 1/2	17 1/2	B	\$2,283
		<b>Upholstery</b>	<b>Shipping</b>			COL/C	\$2,418
		COM Ydg	4	Ctn Wt	82	D	\$2,593
				Cu Ft	30	E	\$2,766
						F	\$3,038
						G	\$3,329
						H	\$3,638
						I	\$4,123
						J	\$4,704

GSA Contract SIN #33721

<b>Corner Table Unit with Upholstery</b> <b>- Veneer Diagonal</b>	<b>ZV6600-CVV</b> <ul style="list-style-type: none"> <li>upholstered back and worksurface</li> <li>fabric runs diagonal</li> <li>surface is veneer - grain runs diagonal</li> <li>power available in the left and right of the lower extreme back, dual charging USB add \$363 list or single simplex add \$200 list; specify USB or Simplex and color Black (B) or White</li> </ul>	<b>Dimensions</b>	<b>D</b>	<b>W</b>	<b>H</b>	<b>COM</b>	<b>\$2,348</b>
		Overall	30 3/8	30 3/8	36	A	\$2,386
		Seat	20 1/2	20 1/2	17 1/2	B	\$2,463
		<b>Upholstery</b>	<b>Shipping</b>			COL/C	\$2,600
		COM Ydg	4	Ctn Wt	82	D	\$2,774
				Cu Ft	30	E	\$2,948
						F	\$3,219
						G	\$3,510
						H	\$3,820
						I	\$4,305
						J	\$4,888

GSA Contract SIN #33721

**To Order, Specify:**

- 1 Model Number
- 2 Fabric Selection - vendor, pattern and color

- 2 See a selection of graded in fabric manufacturers and patterns on pages 20-28. Contact Customer Service for additional fabric options.

**Specifications**

- Fabric is railroaded.
- Non-patterned textile is recommended.
- Frame interior is upholstery grade plywood with glued solid hardwood cross members reinforced with wood screws.
- Seat has synthetic sheet webbing with cross strap and 3 3/8" thick high resiliency seat polyurethane multi-density foam.
- Back has 1 3/4" thick polyurethane foam, back lumbar has 10 channel stitch detail thru 3/8" thick polyurethane foam.
- 3/4" of high grade polyurethane foam covers a plywood constructed arm frame.



# ZIVA

## MODULAR



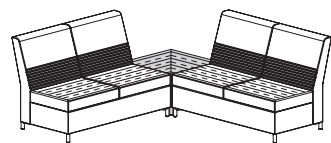
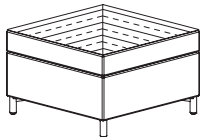
### Description

### ① Model

### Specifications

### List Price Per Grade

#### Square Corner Ottoman - Fabric Diagonal



#### ZV6610-BD

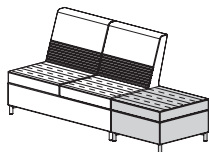
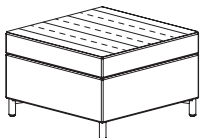
- fabric runs to the left
- fabric runs diagonal
- seat side power available, specify and add \$878 list; indicate right or left as seated and color Black (B) or White (W)

GSA Contract SIN #33721

Dimensions	D	W	H
Overall	26	26	17 ½
Seat	26	26	17 ½
Upholstery		Shipping	
COM Ydg	2 ½	Ctn Wt	43
		Cu Ft	10

COM	\$1,309
A	\$1,332
B	\$1,381
COL/C	\$1,467
D	\$1,575
E	\$1,685
F	\$1,854
G	\$2,036
H	\$2,231
I	\$2,535
J	\$2,899

#### Square Corner Ottoman- Fabric Railroad



#### ZV6610-BR

- fabric runs railroad
- seat side power available, specify and add \$878 list; indicate right or left as seated and color Black (B) or White (W)

GSA Contract SIN #33721

Dimensions	D	W	H
Overall	26	26	17 ½
Seat	26	26	17 ½
Upholstery		Shipping	
COM Ydg	2 ½	Ctn Wt	43
		Cu Ft	10

COM	\$1,309
A	\$1,332
B	\$1,381
COL/C	\$1,467
D	\$1,575
E	\$1,685
F	\$1,854
G	\$2,036
H	\$2,231
I	\$2,535
J	\$2,899

Description	1 Model	Specifications	List Price Per Grade																								
Table Ottoman with Upholstery - Veneer Surface	<b>ZV6610-TVV</b> <ul style="list-style-type: none"> <li>· veneer top</li> <li>· fabric chassis</li> <li>· surface is veneer</li> <li>· seat side power available, specify and add \$878 list; indicate right or left as seated and color Black (B) or White (W)</li> </ul>	<table> <tr> <th>Dimensions</th><th>D</th><th>W</th><th>H</th></tr> <tr> <td>Overall</td><td>26</td><td>26</td><td>17 ¾</td></tr> <tr> <td>Seat</td><td>26</td><td>26</td><td>-</td></tr> <tr> <th>Upholstery</th><th colspan="3">Shipping</th></tr> <tr> <td>COM Ydg</td><td>2 ½</td><td>Ctn Wt</td><td>46</td></tr> <tr> <td></td><td></td><td>Cu Ft</td><td>10</td></tr> </table>	Dimensions	D	W	H	Overall	26	26	17 ¾	Seat	26	26	-	Upholstery	Shipping			COM Ydg	2 ½	Ctn Wt	46			Cu Ft	10	COM \$1,618 A \$1,642 B \$1,691 COL/C \$1,776 D \$1,885 E \$1,994 F \$2,165 G \$2,347 H \$2,541 I \$2,844 J \$3,208
Dimensions	D	W	H																								
Overall	26	26	17 ¾																								
Seat	26	26	-																								
Upholstery	Shipping																										
COM Ydg	2 ½	Ctn Wt	46																								
		Cu Ft	10																								
	GSA Contract SIN #33721																										

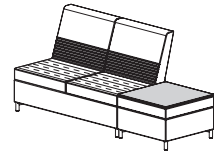
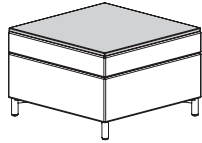
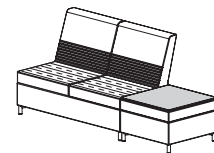
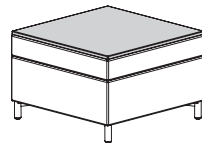


Table Ottoman with Upholstery - Laminate Surface	<b>ZV6610-TTF</b> <ul style="list-style-type: none"> <li>· laminate top</li> <li>· fabric chassis</li> <li>· surface is laminate</li> <li>· seat side power available, specify and add \$878 list; indicate right or left as seated and color Black (B) or White (W)</li> </ul>	<table> <tr> <th>Dimensions</th><th>D</th><th>W</th><th>H</th></tr> <tr> <td>Overall</td><td>26</td><td>26</td><td>17 ¾</td></tr> <tr> <td>Seat</td><td>26</td><td>26</td><td>-</td></tr> <tr> <td>Arm</td><td></td><td></td><td>-</td></tr> <tr> <th>Upholstery</th><th colspan="3">Shipping</th></tr> <tr> <td>COM Ydg</td><td>2 ½</td><td>Ctn Wt</td><td>46</td></tr> <tr> <td></td><td></td><td>Cu Ft</td><td>10</td></tr> </table>	Dimensions	D	W	H	Overall	26	26	17 ¾	Seat	26	26	-	Arm			-	Upholstery	Shipping			COM Ydg	2 ½	Ctn Wt	46			Cu Ft	10	COM \$1,435 A \$1,459 B \$1,508 COL/C \$1,593 D \$1,702 E \$1,811 F \$1,982 G \$2,164 H \$2,358 I \$2,661 J \$3,025
Dimensions	D	W	H																												
Overall	26	26	17 ¾																												
Seat	26	26	-																												
Arm			-																												
Upholstery	Shipping																														
COM Ydg	2 ½	Ctn Wt	46																												
		Cu Ft	10																												
	GSA Contract SIN #33721																														



**To Order, Specify:**

- 1 Model Number
- 2 Fabric Selection - vendor, pattern and color

- 2 See a selection of graded in fabric manufacturers and patterns on pages 20-28. Contact Customer Service for additional fabric options.

**Specifications**

- Fabric is railroaded.
- Non-patterned textile is recommended.
- Frame interior is upholstery grade plywood with glued solid hardwood cross members reinforced with wood screws.
- Seat has synthetic sheet webbing with cross strap and 3 ¾" thick high resiliency seat polyurethane multi-density foam.
- Back has 1 ¾" thick polyurethane foam, back lumbar has 10 channel stitch detail thru ¾" thick polyurethane foam.
- ¾" of high grade polyurethane foam covers a plywood constructed arm frame.

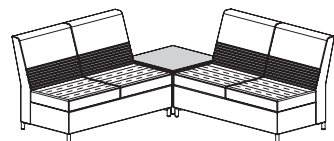
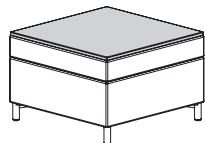
### Description

### 1 Model

### Specifications

### List Price Per Grade

Table Ottoman with Upholstery -  
Veneer Surface Diagonal Grain



#### ZV6610-DVV

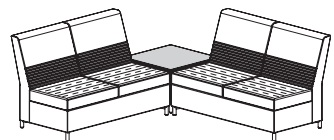
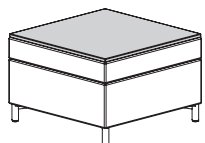
- veneer top - grain runs diagonal
- fabric chassis
- surface is veneer - grain runs diagonal
- seat side power available, specify and add \$878 list; indicate right or left as seated and color Black (B) or White (W)

GSA Contract SIN #33721

Dimensions	D	W	H
Overall	26	26	17 ¾
Seat	26	26	-
Upholstery		Shipping	
COM Ydg	2 ½	Ctn Wt	46
		Cu Ft	10

COM	\$1,618
A	\$1,642
B	\$1,691
COL/C	\$1,776
D	\$1,885
E	\$1,994
F	\$2,165
G	\$2,347
H	\$25,496
I	\$2,844
J	\$3,208

Table Ottoman with Upholstery -  
Laminate Surface Diagonal Grain



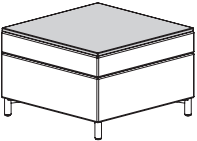
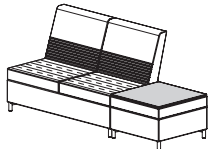
#### ZV6610-DTF

- laminate top- grain runs diagonal
- fabric chassis
- surface is laminate - grain runs diagonal
- seat side power available, specify and add \$878 list; indicate right or left as seated and color Black (B) or White (W)

GSA Contract SIN #33721

Dimensions	D	W	H
Overall	26	26	17 ¾
Seat	26	26	-
Upholstery		Shipping	
COM Ydg	2 ½	Ctn Wt	46
		Cu Ft	10

COM	\$1,435
A	\$1,459
B	\$1,508
COL/C	\$1,593
D	\$1,702
E	\$1,811
F	\$1,982
G	\$2,164
H	\$2,358
I	\$2,661
J	\$3,025

Description	1 Model	Specifications				List Price Per Grade	
<b>Table Ottoman with Upholstery</b> - Solid Surface  	<b>ZV6610-TSS</b> <ul style="list-style-type: none"> <li>solid surface top</li> <li>fabric chassis</li> <li>surface is solid surface</li> <li>seat side power available, specify and add \$878 list; indicate right or left as seated and color Black (B) or White (W)</li> </ul>	<b>Dimensions</b>	<b>D</b>	<b>W</b>	<b>H</b>	<b>COM</b>	<b>\$1,924</b>
		Overall	26	26	17 ¾	<b>A</b>	<b>\$1,949</b>
		Seat	26	26	-	<b>B</b>	<b>\$1,997</b>
		<b>Upholstery</b>	<b>Shipping</b>			<b>COL/C</b>	<b>\$2,082</b>
		COM Ydg	2 ½	Ctn Wt	48	<b>D</b>	<b>\$2,191</b>
				Cu Ft	10	<b>E</b>	<b>\$2,300</b>
						<b>F</b>	<b>\$2,470</b>
						<b>G</b>	<b>\$2,653</b>
						<b>H</b>	<b>\$2,660</b>
						<b>I</b>	<b>\$3,150</b>
						<b>J</b>	<b>\$3,514</b>

GSA Contract SIN #33721

**To Order, Specify:**

- 1 Model Number
- 2 Fabric Selection - vendor, pattern and color

- 2 See a selection of graded in fabric manufacturers and patterns on pages 20-28. Contact Customer Service for additional fabric options.

**Specifications**

- Fabric is railroaded.
- Non-patterned textile is recommended.
- Frame interior is upholstery grade plywood with glued solid hardwood cross members reinforced with wood screws.
- Seat has synthetic sheet webbing with cross strap and 3 ¾" thick high resiliency seat polyurethane multi-density foam.
- Back has 1 ¾" thick polyurethane foam, back lumbar has 10 channel stitch detail thru ¾" thick polyurethane foam.
- ¾" of high grade polyurethane foam covers a plywood constructed arm frame.

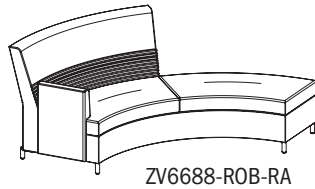
Description

1 Model


Specifications

List Price Per Grade

72" Radius Quarter Round with  
Partial Outside Back and Right Arm



ZV6688-ROB-RA



ZV6688-LOB-LA

**ZV6688-ROB-RA**

**ZV6688-LOB-LA**

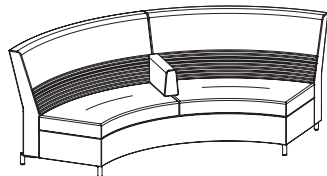
- upholstered seat and back
- fabric application is railroad. Non-patterned fabrics are recommended
- seat side power available, specify and add \$878 list; indicate right or left as seated and color Black (B) or White (W)
- power available in the center of the lower extreme back, dual charging USB add \$182 list or single simplex add \$97 list; specify USB or Simplex and color Black (B) or White (W)
- stand up surface with privacy screen available, add \$587; specify standard JSI laminate for top and the color of felt board for the privacy screen
- tablet available, specify and add \$371 list for standard solid surface or \$413 list for laminate or veneer

GSA Contract SIN #33721

Dimensions	D	W	H
Overall	42 ½	95 ⅞	36
Seat	20 ½	-	17 ½
Arm			26
Upholstery		Shipping	
COM Ydg	7 ¾	Ctn Wt	231
		Cu Ft	92

COM	\$3,538
A	\$3,623
B	\$3,786
COL/C	\$4,072
D	\$4,439
E	\$4,809
F	\$5,218
G	\$5,774
H	\$6,369
I	\$7,301
J	\$8,417

72" Radius Quarter Round with  
Outside Back and Center Arm



**ZV6688-FOB-CA**

- upholstered seat and back
- fabric application is railroad. Non-patterned fabrics are recommended
- seat side power available, specify and add \$878 list; indicate right or left as seated and color Black (B) or White (W)
- power available in the left and right of the lower extreme back, dual charging USB add \$363 list or single simplex add \$200 list; specify USB or Simplex and color Black (B) or White (W)
- stand up surface with privacy screen available, add \$1,101; specify standard JSI laminate for top and the color of felt board for the privacy screen

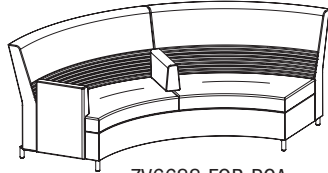
GSA Contract SIN #33721

Dimensions	D	W	H
Overall	42 ½	101 ½	36
Seat	20 ½	-	17 ½
Upholstery		Shipping	
COM Ydg	11 ¾	Ctn Wt	190
		Cu Ft	100

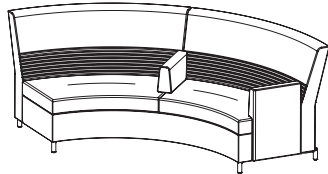
COM	\$4,411
A	\$4,536
B	\$4,782
COL/C	\$5,215
D	\$5,769
E	\$6,327
F	\$6,931
G	\$7,770
H	\$8,665
I	\$10,064
J	\$11,744

**Description**

72" Radius Quarter Round with Outside Back and Right and Center Arm



ZV6688-FOB-RCA



ZV6688-FOB-LCA

**1 Model**

**ZV6688-FOB-RCA**

**ZV6688-FOB-LCA**

- upholstered seat and back
- fabric application is railroad. Non-patterned fabrics are recommended
- seat side power available, specify and add \$878 list; indicate right or left as seated and color Black (B) or White (W)
- power available in the left and right of the lower extreme back, dual charging USB add \$363 list or single simplex add \$200 list; specify USB or Simplex and color Black (B) or White (W)
- stand up surface with privacy screen available, add \$1,101; specify standard JSI laminate for top and the color of felt board for the privacy screen

GSA Contract SIN #33721

**Specifications**

Dimensions	D	W	H
Overall	42 ½	101 ½	36
Seat	20 ½	-	17 ½
Arm			26
Upholstery	Shipping		
COM Ydg	12 ½	Ctn Wt	200
		Cu Ft	100

**List Price Per Grade**

COM	\$4,722
A	\$4,856
B	\$5,118
COL/C	\$5,579
D	\$6,168
E	\$6,760
F	\$7,404
G	\$8,295
H	\$9,247
I	\$10,732
J	\$12,519

**To Order, Specify:**

- 1 Model Number
- 2 Fabric Selection - vendor, pattern and color

- 2 See a selection of graded in fabric manufacturers and patterns on pages 20-28. Contact Customer Service for additional fabric options.

**Specifications**

- Fabric is railroaded.
- Non-patterned textile is recommended.
- Frame interior is upholstery grade plywood with glued solid hardwood cross members reinforced with wood screws.
- Seat has synthetic sheet webbing with cross strap and 3 ¾" thick high resiliency seat polyurethane multi-density foam.
- Back has 1 ¾" thick polyurethane foam, back lumbar has 10 channel stitch detail thru ¾" thick polyurethane foam.
- ¾" of high grade polyurethane foam covers a plywood constructed arm frame.

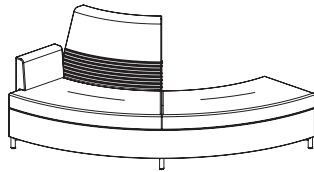
Description

① Model

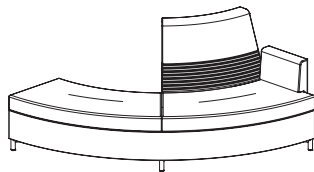
Specifications

List Price Per Grade

32" Radius Quarter Round with  
Partial Inside Back and Right Arm



ZV6688-RIB-RA



ZV6688-LIB-LA

**ZV6688-RIB-RA**

**ZV6688-LIB-LA**

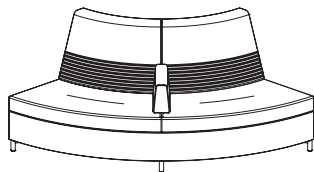
- upholstered seat and back
- fabric application is railroad. Non-patterned fabrics are recommended
- seat side power available, specify and add \$878 list; indicate right or left as seated and color Black (B) or White (W)
- tablet available, specify and add \$399 list for standard solid surface or \$444 list for laminate or veneer

GSA Contract SIN #33721

Dimensions	D	W	H
Overall	39 ½	88 ¾	36
Seat	20 ½		17 ½
Arm			26
Upholstery		Shipping	
COM Ydg	6 ¼	Ctn Wt	189
		Cu Ft	81

COM	\$3,503
A	\$3,571
B	\$3,702
COL/C	\$3,936
D	\$4,232
E	\$4,529
F	\$4,863
G	\$5,315
H	\$5,799
I	\$6,553
J	\$7,459

32" Radius Quarter Round with  
Inside Back and Center Arm



**ZV6688-FIB-CA**

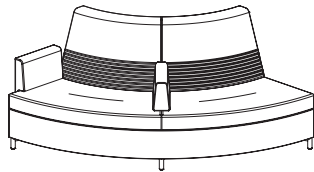
- upholstered seat and back
- fabric application is railroad. Non-patterned fabrics are recommended
- seat side power available, specify and add \$878 list; indicate right or left as seated and color Black (B) or White (W)

GSA Contract SIN #33721

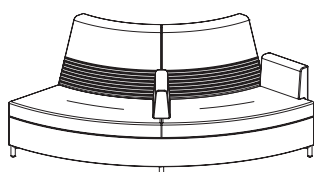
Dimensions	D	W	H
Overall	39 ½	87 ¾	36
Seat	20 ½		17 ½
Upholstery		Shipping	
COM Ydg	8 ¾	Ctn Wt	231
		Cu Ft	81

COM	\$4,337
A	\$4,431
B	\$4,614
COL/C	\$4,939
D	\$5,354
E	\$5,768
F	\$6,225
G	\$6,855
H	\$7,524
I	\$8,573
J	\$9,831

32" Radius Quarter Round with  
Inside Back and Right and Center Arm



ZV6688-FIB-RCA



ZV6688-FIB-LCA

**ZV6688-FIB-RCA**

**ZV6688-FIB-LCA**

- upholstered seat and back
- fabric application is railroad. Non-patterned fabrics are recommended
- seat side power available, specify and add \$878 list; indicate right or left as seated and color Black (B) or White (W)
- tablet available, specify and add \$399 list for standard solid surface or \$444 list for laminate or veneer

GSA Contract SIN #33721

Dimensions	D	W	H
Overall	39 ½	87 ¾	36
Seat	20 ½		17 ½
Arm			26
Upholstery		Shipping	
COM Ydg	9 ½	Ctn Wt	242
		Cu Ft	81

COM	\$4,651
A	\$4,753
B	\$4,952
COL/C	\$5,303
D	\$5,753
E	\$6,203
F	\$6,699
G	\$7,378
H	\$8,105
I	\$9,240
J	\$10,604





Ziva Tables Order Check List:



Specify:

☐ 1. Model Number

☐ 2. Top Material

a.) Veneer

1.) Wood Species - Cherry (CH1), Maple (MA1), Walnut (WA1) or Double Cut (DC1)

2.) Wood Finish

b.) Laminate

1.) Laminate Color

c.) Solid Surface

1.) Solid Surface Color - Armadillo (ARM), Pebble Pearl (PEB) or Pure White (PUR)

Example:

ZVV2448-18MT	VENEER	CH1	CLL
(model #)	(top material)	(wood species)	(finish)

1. Model Number

2. Top Material Selection:

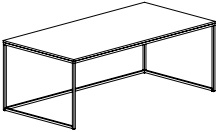
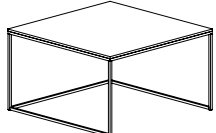
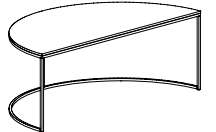
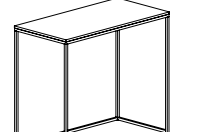
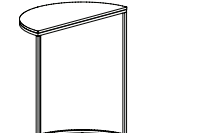
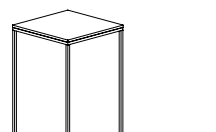
a.) Veneer					
Flat Cut					
Cherry (CH1)		Maple (MA1)		Walnut (WA1)	
BRL	Barley	ALM	Ale Medium	AUB	Auburn
BBM	Bourbon Medium	BUT	Butterscotch	ESP	Espresso
BRM	Bourbon Medium	CIN	Cinnamon	MCH	Mocha*
CLA	Classic	FLX	Flax	NTO	Night Owl*
CLL	Collectors*	VEN	Venetian	SIE	Sienna*
EAR	Earthy			TOF	Toffee
HRV	Harvest*			TRF	Truffle*
LGC	Legacy				
PRL	Praline*				
SAF	Saffron				
*finishes with coordinating laminate top option					

Double Cut (DC1)	
COF	Coffee
CRM	Cremello
FOS	Fossil
GRH	Graphite
KHK	Khaki
STU	Studio Teak

b.) Laminate			
AGA	Aged Ash	GRH	Graphite
ALB	Alabaster	HGL	High Line
ALL	Ale Light	OAT	Oatmeal Cookie
BLO	Blonde Echo	PIN	Pinnacle Walnut
BOL	Bourbon Light	SHD	Shadow
BZW	Brazilwood	SLG	Slate Grey
BBL	Bridal Blanco	STU	Studio Teak
BGL	Brighton Light	VIN	Vintage
CLL	Collectors	WLH	Walnut Heights
DWH	Designer White	WEA	Weathered Ash
FLO	Florence Walnut		

c.) Solid Surface			
ARM	Armadillo	PEB	Pebble Pearl
BLP	Black Pearl	PUR	Pure White

364 ZIVA

Description	D	W	H	CTN WT	CU FT	❶ Model	Laminate	Flat Cut Veneer	Double Cut Veneer	Solid Surface
<b>Coffee Table</b> 	24	48	18	51	15	ZVT2448-18MT	\$1,808			
	24	48	18	51	15	ZVW2448-18MT		\$1,808	\$1,899	
	24	48	18	51	15	ZVS2448-18MT				\$1,954
	• Arctic Silver powder-coated frame GSA Contract SIN #33721									
<b>Square Coffee Table</b> 	30	30	18	42	12	ZVT3030-18MT	\$1,702			
	30	30	18	42	12	ZVW3030-18MT		\$1,702	\$1,788	
	30	30	18	42	12	ZVS3030-18MT				\$1,841
	• Arctic Silver powder-coated frame GSA Contract SIN #33721									
<b>Half Round Coffee Table</b> 	24	48	18	45	15	ZVT2448-18HRT	\$1,684			
	24	48	18	45	15	ZVW2448-18HRT		\$1,684	\$1,769	
	24	48	18	45	15	ZVS2448-18HRT				\$1,821
	• Arctic Silver powder-coated frame GSA Contract SIN #33721									
<b>Work Height Table</b> 	15	30	26	21	8	ZVT1530-26WT	\$1,473			
	15	30	26	21	8	ZVW1530-26WT		\$1,473	\$1,547	
	15	30	26	21	8	ZVS1530-26WT				\$1,591
	• Arctic Silver powder-coated frame GSA Contract SIN #33721									
<b>Half Round Work Height Table</b> 	12	24	26	17	6	ZVT2448-26HRT	\$1,044			
	12	24	26	17	6	ZVW2448-26HRT		\$1,044	\$1,097	
	12	24	26	17	6	ZVS2448-26HRT				\$1,130
	• Arctic Silver powder-coated frame GSA Contract SIN #33721									
<b>Square Work Height Table</b> 	15	15	26	14	5	ZVT1515-26PT	\$1,114			
	15	15	26	14	5	ZVW1515-26PT		\$1,114	\$1,170	
	15	15	26	14	5	ZVS1515-26PT				\$1,205
	• Arctic Silver powder-coated frame GSA Contract SIN #33721									

**To Order, Specify:****❶ Model Number****❷ Top Material:**

## a.) Veneer

- 1.) Wood Species - Cherry (CH1), Maple (MA1),  
Walnut (WA1) or Double Cut (DC1)

## a.) Finish Color

## b.) Laminate

- 1.) Laminate Color

c.) Solid Surface - Armadillo (ARM), Black Pearl (BLP),  
Pebble Pearl (PEB) or Pure White (PUR)**❷ Wood Finish Options:**

Cherry	Maple	Walnut
BRL Barley	ALM Ale Medium	AUB Auburn
BBM Bourbon Medium	BUT Butterscotch	ESP Espresso
BRM Bourbon Medium	CIN Cinnamon	MCH Mocha*
CLA Classic	FLX Flax	NTO Night Owl*
CLL Collectors*	VEN Venetian	SIE Sienna*
EAR Earthy		TOF Toffee
HRV Harvest*		TRF Truffle*
LGC Legacy		
PRL Praline*		
SAF Saffron		

\*finishes with coordinating laminate top option

**Double Cut**

COF Coffee
CRM Cremello
FOS Fossil
GRH Graphite
KHK Khaki
STU Studio Teak

**❷ Laminate Top Options:**

AGA Aged Ash	GRH Graphite
ALB Alabaster	HGL High Line
ALL Ale Light	OAT Oatmeal Cookie
BLO Blonde Echo	PIN Pinnacle Walnut
BOL Bourbon Light	SHD Shadow
BZW Brazilwood	SLG Slate Grey
BBL Bridal Blanco	STU Studio Teak
BGL Brighton Light	VIN Vintage
CLL Collectors	WLH Walnut Heights
DWH Designer White	WEA Weathered Ash
FLO Florence Walnut	

**❷ Solid Surface Top Options:**

ARM Armadillo	PEB Pebble Pearl
BLP Black Pearl	PUR Pure White